



San Francisco

Department of Public Health



Annual Report
2022-2023

Fiscal Year 2022-2023 SFDPH Annual Report

Health Commission
February 6, 2024



MESSAGE FROM THE DIRECTOR



- **DPH's Response to Mpox**
- **Expansion of Behavioral Health Services**
- **Re-opening of DPH Clinics**
- **Laguna Honda Hospital Recertification**



MESSAGE FROM THE HEALTH COMMISSION PRESIDENT



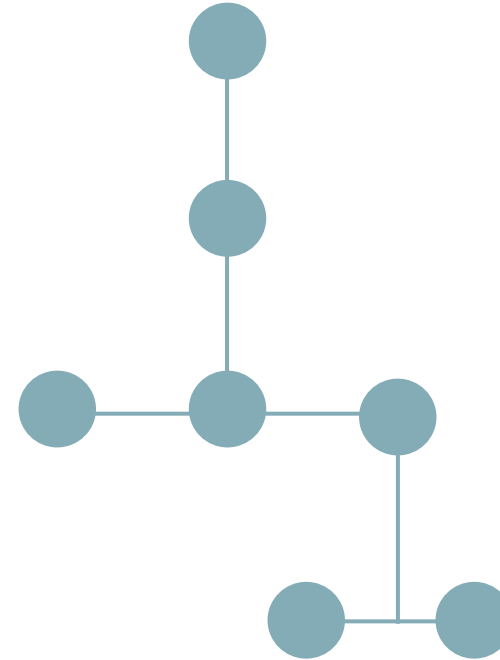
- DPH's response to Mpox
- Laguna Honda Hospital Recertification
- Re-opening of DPH clinics



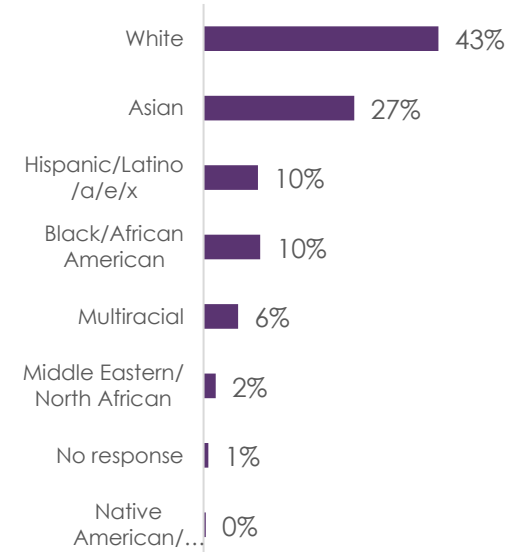
ABOUT SFDPH



San Francisco Health Network



RACE/ETHNICITY



Two Divisions

True North

Organizational Chart

Leadership Demographics



SAN FRANCISCO HEALTH COMMISSION



- Overview of Health Commission Structure
- Commissioner Bios



FY 22-23 FEATURES

- Mpox Vaccination Strategy
- Community-Centered Partnerships
- Demographic Data for Cases & Vaccinations



DPH RESPONSE TO MPOX



FY 22-23 FEATURES



- **Overdose Prevention Plan & The Office of Overdose Prevention**
- **Expanded Access to Mental Health and Substance Use Disorder Services**

BHS EXPANDS OVERDOSE PREVENTION EFFORTS



FY 22-23 FEATURES

- Southeast Family Health Center (SEFHC)
- Castro-Mission Health Center
- Maria X Martinez Health Resource Center (MXM)



DPH RE-OPENS THREE CLINICS



FY 22-23 HIGHLIGHTS

24 highlights showcasing work in:

- Healthcare Services
- Behavioral Health Services
- Whole Person Integrated Care
- Population Health
- Office of Health Equity
- Central Administration
- Laguna Honda Hospital
- Zuckerberg San Francisco General Hospital





FY 22-23 BY THE NUMBERS

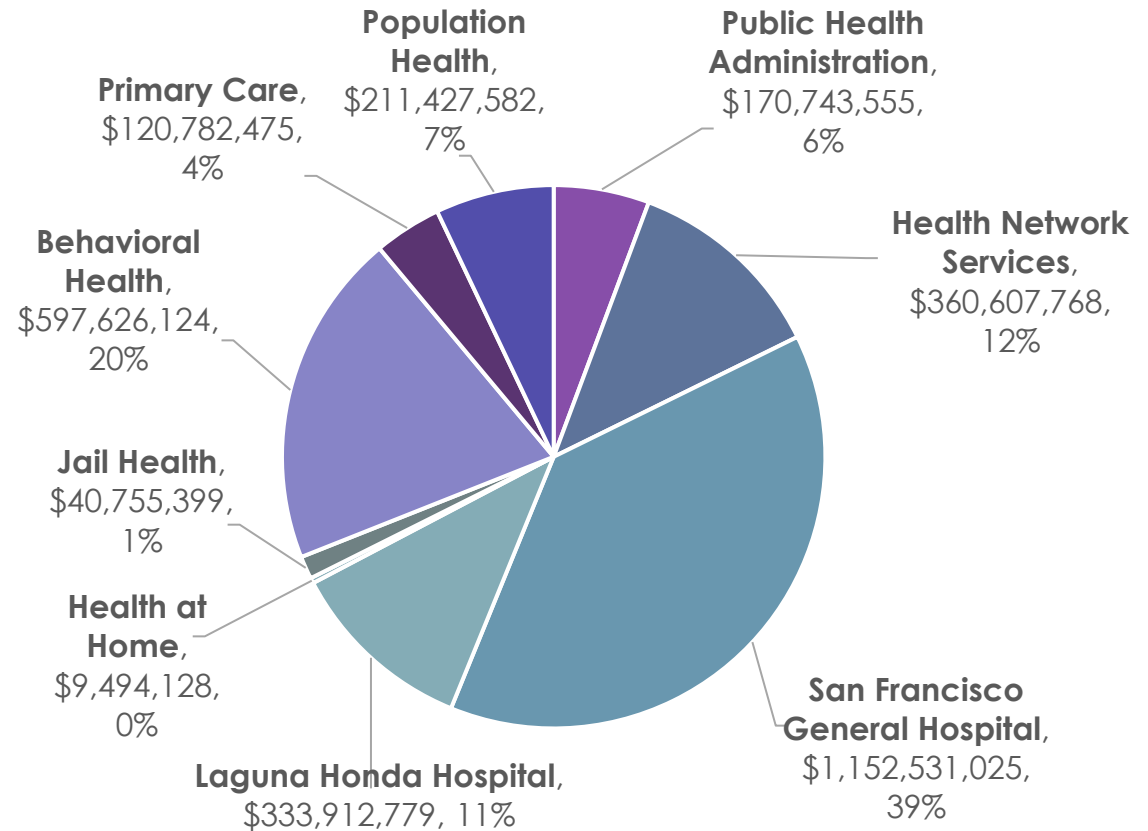
DPH Budget

- SFDPH's FY22-23 budget was **\$2,997,880,835**.

Major Investments

- Historic staffing investments in the Department, adding **400 new positions**.

EXPENDITURES BY PROGRAM





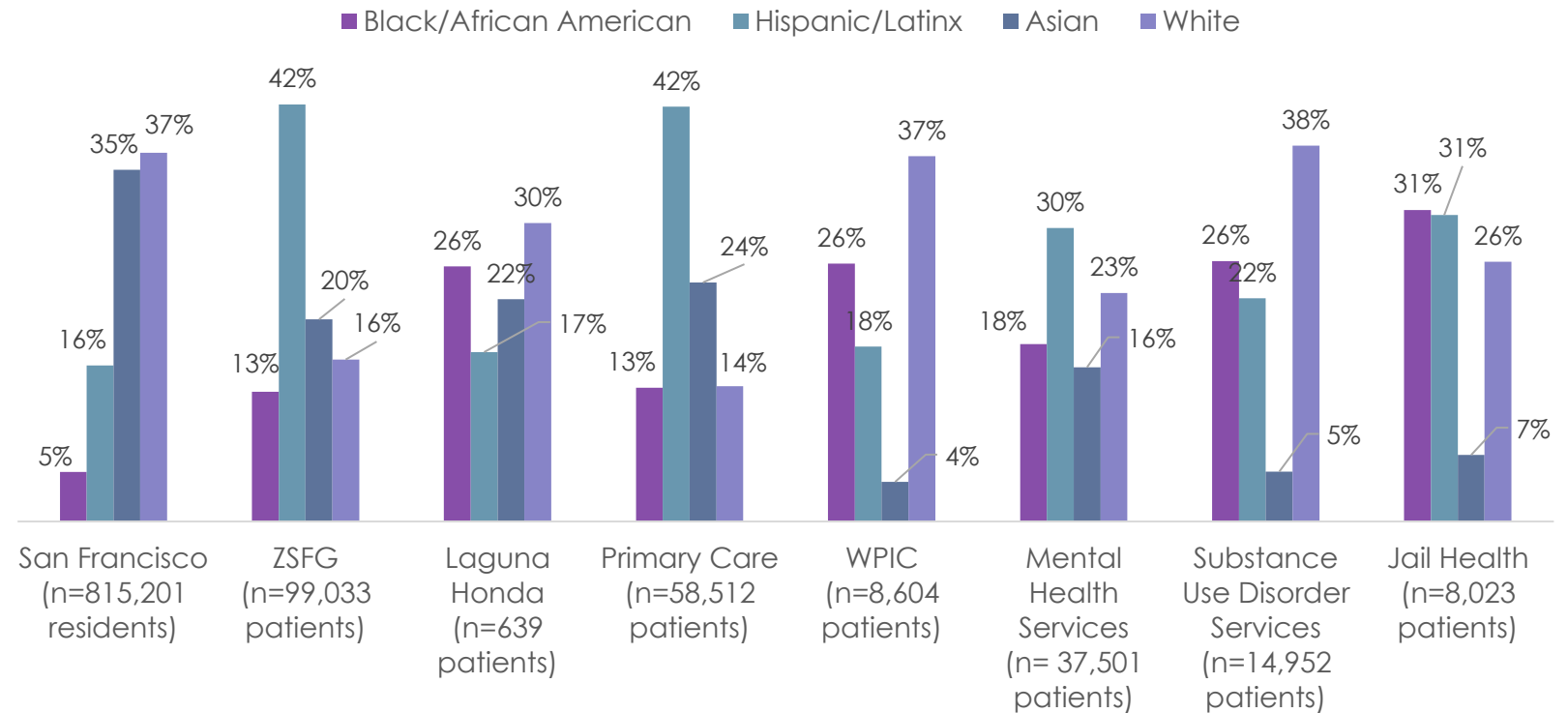
FY 22-23 BY THE NUMBERS

SFHN Metrics & Demographics

- SFHN served more than **125,000** people in FY22-23.

Health Commission Resolutions

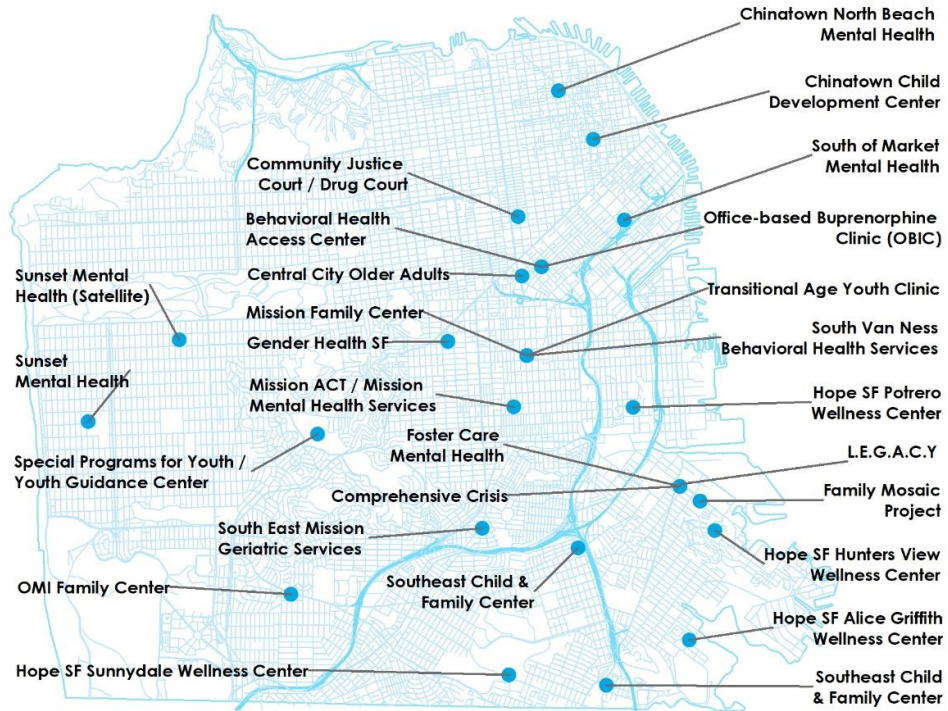
PATIENTS BY RACE/ETHNICITY*



*Footnote on page 32 of report addresses demographic groups not listed on slide.



FY 22-23 SERVICE SITES & CONTRACTORS



Map of Specialty Behavioral Health Services Sites (page 37)



Map of Service Sites for Primary Care & Behavioral Health

List of SFDPH Contractors



THANK YOU!

Questions & Comments