

Department Budget Submission Checklist

To be completed by: All departments.

Instructions: Submit this completed cover sheet with your budget submission and ensure all applicable forms below are included with your submission.

Department Name: City Administrator's Office - Administrative Services

- Summary of Major Changes:** Completed "Form 1A: Summary of Major Changes" explaining major changes submitted in department's budget proposal. (Generate from BFM Budget Submission Report)
- Proposed GF target reductions**
- Department Budget Summary:** Completed "Form 1B: Department Budget Summary." (Generate from BFM Budget Submission Report)
- Contingency:** Completed "Form 1C: Contingency."
- Revenue Report:** Completed "Form 2A: Revenue Report." (Generate from BFM Budget Submission Report)
- Fees & Fines:** Completed "Form 2B: Fees & Fines."
- Cost Recovery:** Completed "Form 2C: Cost Recovery."
- Expenditure Changes:** Completed "Form 3A: Expenditure Changes." (Generate from BFM Budget Submission Report)
- Deappropriations from prior years' budget:** Indicate if these are included in your submitted budget, and please explain in the expenditure changes form 3A
- Position Changes:** Completed "Form 3B: Position Changes." (Generate from BFM Budget Submission Report)
- Equipment & Fleet Requests:** Completed "Form 4A: Equipment Request" and "Form 4B: Fleet Request." (Generate from BFM Budget Submission Report)
- Minimum Compensation Ordinance:** By checking this box, the department confirms that the effects of the MCO in contracting have been considered as part of the budget submission.
- Proposition J Description, Summary, City Cost, Contract Cost:** Required for all existing and new Prop .
- Interdepartmental Services Balancing:** Included Excel download of Department - IDS Form Balancing
- Organizational Charts:** Submission contains updated position-level organizational charts for your department, with indication if the position is filled (F) or vacant (V). Organizational charts also reflect
- New Legislation:**
 - Included draft legislation that department would like to submit with the budget; or,
 - Draft legislation in progress at this time. A description of the proposed changes is included in the "Summary of Major Changes" table. A draft will be provided to the Mayor's Office by
- Other Requests:** Submitted requests for the following item:
 - COIT (through a separate form)
 - Capital - CPC funded capital requests are made through BFM by 1/19/24

For Chief Financial Officer/Budget Manager:

I have reviewed the attached budget submission and affirm that all applicable forms checked off above are either included in this submission or have been submitted through the proper online forums.

Full Name: Katharine Petrucione

Signature: Katharine E. Petrucione
Digitally signed by Katharine E. Petrucione
DN: cn=Katharine E. Petrucione, o=City Administrator's Office, email=katharine.petrucione@sfgov.org, c=US

BUDGET FORM 1A: Summary of Major Changes

FY 2024-25 and FY 2025-26

DEPARTMENT ADM General Services Agency - City Admin

Major Changes		Department Response to Major Changes
Summary	What major changes is the department proposing? Clearly describe each change, including the fiscal impact of the proposal. Alternatively, you may submit a 1-2 page memo with your budget submission summarizing the major changes.	The proposed budget meets General Fund cut targets and: <ul style="list-style-type: none"> - Decreases citywide costs for leased office space through newly negotiated contracts - Reflects an improved property insurance market - Benefits from improved convention center business - Prioritizes core service delivery while decreasing outreach and education
General Fund Target	How did the department meet its target in each year? What are the high-level programmatic, operational, or staffing impacts of this proposed reduction? For non-GFS departments, please describe your strategy for absorbing cost increases or revenue reductions without adding new costs to the General Fund.	The department proposed to meet cut targets by: <ul style="list-style-type: none"> - Keeping positions vacant - Increasing revenue from other City departments for services provided - Increasing Convention Center revenue - Preserving grants that provide direct services, but reducing funding for outreach and education - Reducing 311 Customer Service Center hours - Using reserves to fund the Community Ambassador Program - Reducing contract and supply funding - Increasing fees for City Hall civil wedding ceremonies and Entertainment Commission license fees - Shifting grants to non-General Fund sources
Positions	How are current year staffing levels and vacancies factored into your budget submission? What position changes is the department proposing to prioritize core service delivery while meeting the General Fund reduction target or NGF revenue reductions? Highlight any changes to FTE levels, budgeted attrition, temporary salaries, substitutions, and provide details in Form 3B.	ADM increased attrition in a variety of programs while also making position requests and substitutions in programs to reflect service demand changes.
Expenditures	What major spending changes is the department proposing? Please provide information especially for any grant changes, major contract changes, personnel changes, or other changes that affect core services and functions. Highlight any changes related to major changes/initiatives as noted in the Summary section and provide details in Form 3A.	Expenditure changes reflect cut target actions and current market conditions in the lease, facilities management, fleet maintenance, insurance, and convention markets.
Revenues	What revenue changes did the department submit? Please differentiate between General Fund and non-General Fund. This should match an Audit Trail, as shown in Form 2A Revenue Report, as well as, the Expenditure Report in Form 3A.	Revenue changes were made to reflect the current cost of service provision in the Office of Labor Standards Enforcement, County Clerk, and Entertainment Commission among smaller changes elsewhere.
Legislation	Is the department seeking to submit any legislation with the budget? Does the department's budget assume any revenues/expenditures that require a legislative change?	Yes, we will have trailing legislation to increase fees for Entertainment Commission and the County Clerk.
Prop J	Identify existing Prop J Analyses that will continue, and if the department's budget proposes any NEW contracting out of work previously done by City workers.	Prop Js for security, custodial, and convention facility management will continue. There is no new request.
Transfer of Function	Is the department requesting any Transfer of Functions of positions between departments? If so, please explain.	Yes. The department is proposing to transfer the Office of Transgender Initiatives to the Human Rights Commission, the Mayor's Office on Disability to the Human Services Agency, the Department of Public Health's vital records work to the County Clerk, and City Hall media services to the Department of Technology.

Interim Exceptions	Is the department requesting any interim exceptions (new positions that are 1.0 FTE rather than 0.79 in BY and .78 in BY +1)? If so, for what reason are is the request being made?	No
Budget Equity	How has the department considered equity in its budget proposal?	The department continues to support the direct service delivery work done by several of our General Fund departments, including the Office of Labor Standards Enforcement, Mayor's Office on Disability, Office of Cannabis, and the Office of Civic Engagement and Immigrant Affairs. In particular, by protecting them from attrition increases in order to continue optimal staffing levels for community-based work that supports residents facing inequity. In addition, we prioritized direct service grant making; even reinstating funds cut mid-year for direct asylum legal services for Transgender and Gender Non-Conforming residents.

BUDGET FORM 1B: Department Budget Summary

FY 2024-25 and FY 2025-26

DEPARTMENT: ADM General Services Agency - City

GFS Details

Account Lvl 2	Account Lvl 3	FY 2024-25 Base	FY 2024-25 Department	FY 2024-25 Dept - Base	FY 2025-26 Base	FY 2025-26 Department	FY 2025-26 Dept - Base
EXPENDITURE	SALARIES	76240422	73722777	-2517645	78576060	76919110	-1656950
	MAND_FRING_BEN	24981703	24127490	-854213	25592681	24911811	-680870
	NON_PERS_SVCS	71985061.15	68015640	-3969421.153	72110889.35	78387858	6276968.653
	CITY_GR_PROG	4333317.12	3536817.12	-796500	4463316.634	3665271.634	-798045
	MTL_SUPP	1172976	1181976	9000	1172976	1181976	9000
	CAP_OUTLAY	888132	888132	0	0	0	0
	DEBT_SERVICE	18209463	18209463	0	18209463	18209463	0
	SVCS_OTHER_DEPTS	14144478	14104378	-40100	14144478	14137292	-7186
EXPENDITURE		211955552.3	203786673.1	-8168879.153	214269864	217412781.6	3142917.653
GFS	General Fund Support	86567428.27	78442908.12	-8124520.153	88881739.98	91379707.63	2497967.653
Account Lvl 2	Account Lvl 3	FY 2024-25 Base	FY 2024-25 Department	FY 2024-25 Dept - Base	FY 2025-26 Base	FY 2025-26 Department	FY 2025-26 Dept - Base
REVENUE	LIC_PERM_FRAN	2759333	2842333	83000	2759333	2837333	78000
	FINE_FORF_PENAL	925000	925000	0	925000	925000	0
	INTERGOV_REV_OTH	25000	25000	0	25000	25000	0
	CHGS_FOR_SERVICES	1824777	1862377	37600	1824777	1886377	61600
	OTH_REV	764928	806201	41273	764928	819262	54334
	EXP_RECOVERY	119089086	118882854	-206232	119089086	119540102	451016
REVENUE		125388124	125343765	-44359	125388124	126033074	644950
GFS	General Fund Support	86567428.27	78442908.12	-8124520.153	88881739.98	91379707.63	2497967.653

GFS Target Status

FY 2024-25 Reduction Targets	FY 2024-25 Baseline Target	FY 2024-25 Dept Submission	FY 2024-25 Amt Over (Under) Target	FY 2025-26 Reduction Targets	FY 2025-26 Baseline Target	FY 2025-26 Dept Submission	FY 2025-26 Amt Over (Under) Target
(6,650,000)	79,917,428	78,442,908	(1,474,520)	(6,650,000)	82,231,740	91,379,708	9,147,968

Target Met

Target Not Met

NGFS - Self Supporting

Account Lvl 2	Category	FY 2024-25 Base	FY 2024-25 Department	FY 2024-25 Dept - Base	FY 2025-26 Base	FY 2025-26 Department	FY 2025-26 Dept - Base
EXPENDITURE	Salaries	52,988,931	53638001	649,070	55,036,473	55711492	675,019
	Mandatory Fringe Benefits	23,980,351	24207361	227,010	24,932,399	25165906	233,507
	Programmatic Projects	816,118	701014	(115,104)	451,306	341338	(109,968)
	Overhead and Allocations	8,277,344	8277344	0	8,277,344	8277344	0
	Non-Personnel Services	132,953,297	122221036	(10,732,261)	133,039,195	129746121	(3,293,074)
	City Grant Program	30,048,188	29642269	(405,919)	30,070,122	29600328	(469,794)
	Materials & Supplies	17,108,879	18490657	1,381,778	16,838,898	18571029	1,732,131
	Capital Outlay	3,265,000	3802885	537,885	0	565000	565,000
	Debt Service	45,385,243	45385243	0	45,385,243	45385243	0
	Services Of Other Depts	77,260,530	72641255	(4,619,275)	77,260,530	73352385	(3,908,145)
	Intrafund Transfers Out	3,000,000	3000000	0	0	5000000	5,000,000
EXPENDITURE		395,083,881	382007065	(13,076,816)	391,291,510	391716186	424,676
REVENUE	Business Taxes	2,500,000	2500000	0	2,500,000	2500000	0
	Other Local Taxes	18,807,000	18807000	0	20,123,500	20123500	0
	Rents & Concessions	53,539,701	57225532	3,685,831	53,539,701	63293652	9,753,951
	Intergovernmental: State	364,812	364812	0	0	0	0
	Intergovernmental: Other	2,071,114	2264184	193,070	2,071,502	2396429	324,927
	Charges for Services	20,758,170	22067185	1,309,015	20,758,170	21986667	1,228,497
	Other Revenues	18,528,153	10252886	(8,275,267)	18,528,153	10756034	(7,772,119)
	Expenditure Recovery	213,925,519	213544983	(380,536)	213,925,519	212876382	(1,049,137)
	Transfers In	45,883,874	45883874	0	45,883,874	45883874	0
	IntraFund Transfers In	3,000,000	3000000	0	0	5000000	5,000,000
	Unappropriated Fund Balance	15,061,541	15314426	252,885	0	5000000	5,000,000
REVENUE		394,439,884	391224882	(3,215,002)	377,330,419	389816538	12,486,119
Non-General Fund Support	Revenue Surplus(Deficit)	643,997	-9217817	(9,861,814)	13,961,091	1,899,648	(12,061,443)

BUDGET FORM 1C: Contingency

FY 2024-25 and FY 2025-26

DEPARTMENT:

ADM

General Fund departments must also propose additional ongoing contingency reductions. Departments are not expected to load the contingency target. Please describe the proposal(s) below.

Description	FY 2024-25 \$ Savings	FY 2025-26 \$Savings
Reduce 311 Customer Service Center hours to six days a week	(586,892)	(608,892)
Eliminate Office of Labor Standards Enforcement's contract for employee outreach and education on San Francisco Labor Laws	(355,380)	(384,753)
End 1800 Market Lease	-	(103,523)
Fund General Fund parades and festivals through GFTA	(1,300,000)	(1,300,000)
Fund General Fund museum operating grants through GFTA	(450,000)	(400,000)
Private security at 1 Newhall	(265,073)	(265,073)
Total	(2,957,345)	(3,062,241)

BUDGET FORM 2A: Revenue Report

DEPARTM ADM General Services Agency - City Admin

Total BY Revenue Change **-3259361** Total BY1 Revenue Change **13131069** Budget Justification

GFS Type	Dept Grp	Division	Division Title	Section	Section Title	Dept ID	Dept ID Title	Fund	Fund Title	Project-Activity	Project Title	Activity Title	Authority	Authority Title	Account Lvl 5 Title	Account	Account Title	TRIO	Agency Use	FY 2024-25		FY 2025-26		Revenue Description and Explanation of Change	
																				Base	Department	Dept - Base	Base		Department
GFS	ADM	228856	ADM Administration	228856	ADM Administration	228856	ADM Administration	10000	GF Annual Account Ctrl	10003081-0001	ADAD GSA Human Resources	GSAHR Operations	10000	Operating	4860ExpRec	486030	Exp Rec Fr Admin Svcs (AAO)			608,131	589,433	-18698	608,131	610,327	2196 Updated cost distribution model
GFS	ADM	228856	ADM Administration	228856	ADM Administration	228856	ADM Administration	10000	GF Annual Account Ctrl	10003081-0001	ADAD GSA Human Resources	GSAHR Operations	10000	Operating	4860ExpRec	486600	Exp Rec Fr Real Estate (AAO)			1,899,914	1,718,803	-181111	1,899,914	1,779,730	-120184 Updated cost distribution model
GFS	ADM	228856	ADM Administration	228856	ADM Administration	228856	ADM Administration	10000	GF Annual Account Ctrl	10003081-0001	ADAD GSA Human Resources	GSAHR Operations	10000	Operating	4860ExpRec	486710	Exp Rec From Isd (AAO)			1,774,924	1,622,295	-152629	1,774,924	1,679,801	-95123 Updated cost distribution model
GFS	ADM	228856	ADM Administration	228856	ADM Administration	228856	ADM Administration	10000	GF Annual Account Ctrl	10003081-0002	ADAD GSA Human Resources	Better Work at ADM	10000	Operating	4860ExpRec	486030	Exp Rec Fr Admin Svcs (AAO)			5,010	8,671	3661	5,010	8,671	3661 Updated cost distribution model
GFS	ADM	228856	ADM Administration	228856	ADM Administration	228856	ADM Administration	10000	GF Annual Account Ctrl	10003081-0002	ADAD GSA Human Resources	Better Work at ADM	10000	Operating	4860ExpRec	486600	Exp Rec Fr Real Estate (AAO)			15,653	25,285	9632	15,653	25,285	9632 Updated cost distribution model
GFS	ADM	228856	ADM Administration	228856	ADM Administration	228856	ADM Administration	10000	GF Annual Account Ctrl	10003082-0001	ADAD ADM Operations	ADM Operations	10000	Operating	4860ExpRec	486150	Exp Rec Fr Adm (AAO)			328,975	354,753	25778	328,975	367,691	38716 Updated cost distribution model
GFS	ADM	228856	ADM Administration	228856	ADM Administration	228856	ADM Administration	10000	GF Annual Account Ctrl	10003083-0001	ADAD City Administrator	ADM City Administrator	10000	Operating	4860ExpRec	486030	Exp Rec Fr Admin Svcs (AAO)			0	5,127	5127	0	5,311	5311 Updated cost distribution model
GFS	ADM	228856	ADM Administration	228856	ADM Administration	228856	ADM Administration	10000	GF Annual Account Ctrl	10003083-0001	ADAD City Administrator	ADM City Administrator	10000	Operating	4860ExpRec	486710	Exp Rec From Isd (AAO)			234,177	239,075	4988	234,177	247,672	13495 Updated cost distribution model
GFS	ADM	274643	ADM Animal Care And Control	274643	ADM Animal Care And Control	274643	ADM Animal Care And Control	10000	GF Annual Account Ctrl	10003084-0001	ADAC Animal Care & Control	ACC Operations	10000	Operating	4750OthRev	478201	Private Grants			189,928	231,201	41273	189,928	244,262	54334 Increasing revenue to match covered employee time
GFS	ADM	284641	ADM Medical Examiner	284641	ADM Medical Examiner	284641	ADM Medical Examiner	10000	GF Annual Account Ctrl	10001624-0001	ADME Medical Examiner	Medical Examiner Operations	10000	Operating	4860ExpRec	486500	Exp Rec Fr Police Comssn AAO			791,000	845,188	54188	791,000	845,188	54188 Reflects projected use and updated costs
GFS	ADM	296644	ADM Internal Services	208672	ADM Contract Monitoring	208672	ADM Contract Monitoring	10020	GF Continuing Authority Ctrl	10003070-0002	ADCM Contract Monitoring	Contractor Development	21691	AD Contractor Development	4860ExpRec	486560	Exp Rec Fr Public Works (AAO)			100,000	0	-100000	100,000	0	-100000 End of contribution to program
GFS	ADM	296645	ADM City Administrator Prog	207644	ADM 311 Customer Service Ctr	207644	ADM 311 Customer Service Ctr	10000	GF Annual Account Ctrl	10003071-0001	AD3C 311 Call Center	311 Operations	10000	Operating	4860ExpRec	486570	Exp Rec Fr Rent ArbitronBd AAO			437,127	439,998	2871	437,127	454,800	17673 Reflects increased costs
GFS	ADM	296645	ADM City Administrator Prog	207645	ADM Capital Planning	207645	ADM Capital Planning	10020	GF Continuing Authority Ctrl	10022481-0006	ADCP Capital Planning Program	Capital Planning Operations	16632	PW Capital Planning	4860ExpRec	486230	Exp Rec Fr City Planning (AAO)			97,165	97,797	632	97,165	101,365	4200 Reflects increased costs
GFS	ADM	296645	ADM City Administrator Prog	207648	ADM County Clerk	207648	ADM County Clerk	10000	GF Annual Account Ctrl	10003085-0001	ADCC County Clerk	County Clerk Operations	10000	Operating	4600C4Svcs	460130	County Clerk Fees			1,196,222	1,226,222	30000	1,196,222	1,250,222	54000 Increasing fees
GFS	ADM	296645	ADM City Administrator Prog	207648	ADM County Clerk	207648	ADM County Clerk	10000	GF Annual Account Ctrl	10003085-0001	ADCC County Clerk	County Clerk Operations	10000	Operating	4600C4Svcs	463509	Birth Certificate Fee			214,005	221,605	7600	214,005	221,605	7600 Updated revenue projection
GFS	ADM	296645	ADM City Administrator Prog	207652	ADM Labor Standards	207652	ADM Labor Standards	10000	GF Annual Account Ctrl	10003086-0001	ADLS Labor Standards	Labor Standards Operations	10000	Operating	4860ExpRec	486020	Exp Rec Fr Airport (AAO)			327,265	385,530	58265	327,265	385,530	58265 Reflects increased costs
GFS	ADM	296645	ADM City Administrator Prog	207652	ADM Labor Standards	207652	ADM Labor Standards	10000	GF Annual Account Ctrl	10003086-0001	ADLS Labor Standards	Labor Standards Operations	10000	Operating	4860ExpRec	486100	Exp Rec Fr Bus & Enc Dev (AAO)			140,000	125,000	-15000	140,000	125,900	-14100 Decrease ECN budget to match ADM-OCA decrease
GFS	ADM	296645	ADM City Administrator Prog	207652	ADM Labor Standards	207652	ADM Labor Standards	10000	GF Annual Account Ctrl	10003086-0001	ADLS Labor Standards	Labor Standards Operations	10000	Operating	4860ExpRec	486150	Exp Rec Fr Adm (AAO)			112,208	20,000	-92208	112,208	20,000	-92208 Reflects increased costs
GFS	ADM	296645	ADM City Administrator Prog	207652	ADM Labor Standards	207652	ADM Labor Standards	10000	GF Annual Account Ctrl	10003086-0001	ADLS Labor Standards	Labor Standards Operations	10000	Operating	4860ExpRec	486450	Exp Rec From Mohcd			231,539	232,200	661	231,539	239,865	8326 staff costs at same service level as FY23-24.
GFS	ADM	296645	ADM City Administrator Prog	207652	ADM Labor Standards	207652	ADM Labor Standards	10000	GF Annual Account Ctrl	10003086-0001	ADLS Labor Standards	Labor Standards Operations	10000	Operating	4860ExpRec	486460	Exp Rec Fr Muni TransprtnAAO			180,486	226,825	46339	180,486	231,201	50715 Reflects increased costs
GFS	ADM	296645	ADM City Administrator Prog	207652	ADM Labor Standards	207652	ADM Labor Standards	10000	GF Annual Account Ctrl	10003086-0001	ADLS Labor Standards	Labor Standards Operations	10000	Operating	4860ExpRec	486530	Exp Rec Fr Port Commission AAO			22,599	29,674	7075	22,599	30,243	7644 Reflects increased costs
GFS	ADM	296645	ADM City Administrator Prog	207652	ADM Labor Standards	207652	ADM Labor Standards	10000	GF Annual Account Ctrl	10003086-0001	ADLS Labor Standards	Labor Standards Operations	10000	Operating	4860ExpRec	486560	Exp Rec Fr Public Works (AAO)			339,660	485,076	145416	339,660	496,772	157112 Reflects increased costs
GFS	ADM	296645	ADM City Administrator Prog	207652	ADM Labor Standards	207652	ADM Labor Standards	10000	GF Annual Account Ctrl	10003086-0001	ADLS Labor Standards	Labor Standards Operations	10000	Operating	4860ExpRec	486630	Exp Rec Fr Rec & Park (AAO)			22,000	28,887	6887	22,000	29,441	7441 Updated FY25 and FY26 amount to match performing dept
GFS	ADM	296645	ADM City Administrator Prog	207652	ADM Labor Standards	207652	ADM Labor Standards	10000	GF Annual Account Ctrl	10003086-0001	ADLS Labor Standards	Labor Standards Operations	10000	Operating	4860ExpRec	486740	Exp Rec Fr PUC (AAO)			339,591	475,583	135992	339,591	486,520	146929 Reflects increased costs
																							Adjustment to requesting workorder to OLSE to reflect anticipated		
GFS	ADM	296645	ADM City Administrator Prog	208671	ADM Digital Services	208671	ADM Digital Services	10020	GF Continuing Authority Ctrl	10022322-0001	ADDS Digital Services Program	Digital Services Operations	16537	AD Digital Services Program	4860ExpRec	486450	Exp Rec From Mohcd			2,390,415	2,477,791	87376	2,390,415	2,572,292	181877 anticipated staff costs at same service level as FY23-24.
GFS	ADM	296645	ADM City Administrator Prog	208671	ADM Digital Services	208671	ADM Digital Services	10020	GF Continuing Authority Ctrl	10022322-0001	ADDS Digital Services Program	Digital Services Operations	16537	AD Digital Services Program	4860ExpRec	486600	Exp Rec Fr Real Estate (AAO)			609,872	573,448	-36424	609,872	595,311	-14561 Updated distribution model
GFS	ADM	296645	ADM City Administrator Prog	208671	ADM Digital Services	208671	ADM Digital Services	10020	GF Continuing Authority Ctrl	10022322-0001	ADDS Digital Services Program	Digital Services Operations	16537	AD Digital Services Program	4860ExpRec	486710	Exp Rec From Isd (AAO)			7,249,597	7,041,923	-207674	7,249,597	7,319,481	69884 Updated distribution model
GFS	ADM	296645	ADM City Administrator Prog	208671	ADM Digital Services	208671	ADM Digital Services	10020	GF Continuing Authority Ctrl	10022322-0001	ADDS Digital Services Program	DataSF	16537	AD Digital Services Program	4860ExpRec	486710	Exp Rec From Isd (AAO)			1,497,639	1,551,681	54042	1,497,639	1,598,894	101255 Updated distribution model
GFS	ADM	296645	ADM City Administrator Prog	208671	ADM Digital Services	208671	ADM Digital Services	10020	GF Continuing Authority Ctrl	10022322-0003	ADDS Digital Services Program	DataSF	16537	AD Digital Services Program	4860ExpRec	487230	Exp Rec From Isd (Non-AAO)			51,328	0	-51328	51,328	0	-51328 Updated distribution model
GFS	ADM	296646	ADM Entertainment Commission	296646	ADM Entertainment Commission	296646	ADM Entertainment Commission	10010	GF Annual Authority Ctrl	10003087-0001	ADEC Entertainment Commission	Entertainment Comm Operations	16519	Entertainment Commission Fund	4200LicPm	420299	Sundry Business Licenses			530,489	613,489	83000	530,489	608,489	78000 Increasing fees
NGFS	ADM	278641	ADM Convention Facilities Mgmt	278641	ADM Convention Facilities Mgmt	278641	ADM Convention Facilities Mgmt	11430	SR Conv Fac Fd-Operating	10003073-0001	ADTE Convention Facilities	Convention Operations	10000	Operating	4350Rent&C	435701	Convention Facilities - Rentl			9,806,168	9,408,455	-397713	9,806,168	11,378,290	1572122 Updated revenue projections
NGFS	ADM	278641	ADM Convention Facilities Mgmt	278641	ADM Convention Facilities Mgmt	278641	ADM Convention Facilities Mgmt	11430	SR Conv Fac Fd-Operating	10003073-0001	ADTE Convention Facilities	Convention Operations	10000	Operating	4350Rent&C	435702	Convention Facilities-Concess			18,502,875	20,411,875	1909000	18,502,875	24,799,881	6297006 Updated revenue projections
NGFS	ADM	278641	ADM Convention Facilities Mgmt	278641	ADM Convention Facilities Mgmt	278641	ADM Convention Facilities Mgmt	11430	SR Conv Fac Fd-Operating	10003073-0001	ADTE Convention Facilities	Convention Operations	10000	Operating	49990BegFB	499999	Beg Fund Balance - Budget Only			5,661,541	5,661,541	0	0	5,000,000	5000000 Supporting one-time cost
NGFS	ADM	278641	ADM Convention Facilities Mgmt	278641	ADM Convention Facilities Mgmt	278641	ADM Convention Facilities Mgmt	11440	SR Conv Fac Fd-Continuing	10005814-0002	Moscone Conv Fac Capital Proje	Moscone Conv Fac Capital Proje	10809	AD Moscone Conv Fac Capital Pr	4950_ITI	495003	ITI Fr 2S/CFF--Conventin Fac Fd	100527		3,000,000	3,000,000	0	0	5,000,000	5000000 Supporting one-time cost
NGFS	ADM	296644	ADM Internal Services	228875	ADM Real Estate Division	228875	ADM Real Estate Division	14300	SR Real Property	10001302-0009	ADRE Real Estate Operations	Hall of Justice	17378	Real Estate Real Property Fund	4490iGR0th	449998	City Depts Revenue From CRT			994,500	1,150,000	155500	994,500	1,150,000	155500 Updated revenue projections
NGFS	ADM	296644	ADM Internal Services	228875	ADM Real Estate Division	228875	ADM Real Estate Division	14300	SR Real Property	10001302-0010	ADRE Real Estate Operations	25 Van Ness Building	17378	Real Estate Real Property Fund	4350Rent&C	439899	Other City Property Rentals			114,065	114,065	0	114,065	117,490	3425 Updated revenue projections
NGFS	ADM	296644	ADM Internal Services	228875	ADM Real Estate Division	228875	ADM Real Estate Division	14300	SR Real Property	10001302-0011	ADRE Real Estate Operations	1 South Van Ness Building	17378	Real Estate Real Property Fund	4350Rent&C	439899	Other City Property Rentals			500,000	424,160	-75840	500,000	429,231	-70769 Updated revenue projections
NGFS	ADM	296644	ADM Internal Services	228875	ADM Real Estate Division	228875	ADM Real Estate Division	14300	SR Real Property	10001302-0014	ADRE Real Estate Operations	Bill Graham Civic Auditorium	17378	Real Estate Real Property Fund	4350Rent&C	439899	Other City Property Rentals			420,701	370,513	-50188	420,701	428,420	7719 Updated revenue projections
NGFS	ADM	296644	ADM Internal Services	228875	ADM Real Estate Division	228875	ADM Real Estate Division	14300	SR Real Property	10001302-0021	ADRE Real Estate Operations	Rent Recoveries	17378	Real Estate Real Property Fund	4490iGR0th	449997	City Depts Revenue From OCII			785,094	822,664	37570	785,094	954,521	169427 Updated revenue projections
NGFS	ADM	296644	ADM Internal Services	228875	ADM Real Estate Division	228875	ADM Real Estate Division	14300	SR Real Property	10001302-0023	ADRE Real Estate Operations	Property Management	17378	Real Estate Real Property Fund	49990BegFB	499999	Beg Fund Balance - Budget Only			7,644,424	7,697,779	53355	0	0	0 Supporting one-time cost
NGFS	ADM	296644	ADM Internal Services	228875	ADM Real Estate Division	228875	ADM Real Estate Division	14300	SR Real Property	10001302-0034	ADRE Real Estate Operations	450 Toland													

Budget Form 2B: Schedule of Licenses, Permits, Fines & Service Charges
DEPARTMENT: ADM

Inflation Factor for FY 2024-25 Fee Auto Increase as per Code Section **	3.7%
Inflation Factor for FY 2025-26 Fee Auto Increase as per Code Section **	3.0%

CPI will be updated in January 2024. Call Controller's Budget Office to confirm CPI before submitting.

TABLE 1 - FEES TO BE CERTIFIED BY CON [Please click here for the latest fee certification letter for reference.](#)

Item	Fee Status M/N	Description	Code Authorization	Auto CPI Adjust Yes/No	Account Code	Account Title	Fund Code	Fund Title	Authority Code	Authority Title	Department Code	Department Title	Project Code	Project Title	Activity Code	Activity Title	Unit Basis (e.g., per sq. ft./)	FY 2023-24 Fee **	FY 2023-24 Units (Est.)	FY 2023-24 Revenue Proposed	FY 2023-24 Cost Recovery (Est.)	FY 2024-25 Fee	FY 2024-25 Units (Est.)	FY 2024-25 Revenue Proposed	FY 2024-25 Cost Recovery (Est.)	FY 2025-26 Fee **	FY 2025-26 Units (Est.)	FY 2025-26 Revenue Proposed	FY 2025-26 Cost Recovery (Est.)	Fiscal Year of Last Increase	Fee Prior to Last Increase
Animal Care and Control																															
1	C	Adoption fee	Health Code Article 1 Sec 41.9 (a)	Yes	460502	Public Pound Sale Of Animals	10000	GF Annual Authority Ctrl	10000	Operating	274643	ADM Animal Care and Control	10003084	ADAC Animal Care and Control	0001	ACC Operations		\$ 22.21		\$ -		\$ 23.03		\$ -		\$ 23.72		\$ -		2010	\$10.00
2	C	Adoption fee - Senior (65+) adopter (50% reduction)	Health Code Article 1 Sec 41.9 (a)	Yes	460502	Public Pound Sale Of Animals	10000	GF Annual Authority Ctrl	10000	Operating	274643	ADM Animal Care and Control	10003084	ADAC Animal Care and Control	0001	ACC Operations		\$ 11.17		\$ -		\$ 11.58		\$ -		\$ 11.93		\$ -		2010	\$10.00
3	C	Redemption fee	Health Code Article 1 Sec 41.10 (a)	Yes	460501	Public Pound Fee	10000	GF Annual Authority Ctrl	10000	Operating	274643	ADM Animal Care and Control	10003084	ADAC Animal Care and Control	0001	ACC Operations		\$ 44.41		\$ -		\$ 46.04		\$ -		\$ 47.43		\$ -		2010	\$25.00
4	C	Redemption fee - Second impoundment	Health Code Article 1 Sec 41.10 (j)(1)	Yes	460501	Public Pound Fee	10000	GF Annual Authority Ctrl	10000	Operating	274643	ADM Animal Care and Control	10003084	ADAC Animal Care and Control	0001	ACC Operations		\$ 88.84		\$ -		\$ 92.10		\$ -		\$ 94.87		\$ -		2010	\$25.00
5	C	Redemption fee - Third impoundment	Health Code Article 1 Sec 41.10 (j)(2)	Yes	460501	Public Pound Fee	10000	GF Annual Authority Ctrl	10000	Operating	274643	ADM Animal Care and Control	10003084	ADAC Animal Care and Control	0001	ACC Operations		\$ 133.26		\$ -		\$ 138.15		\$ -		\$ 142.31		\$ -		2010	\$25.00
6	C	Voluntary lifetime cat registration	Health Code Article 1 Sec 41.10 (b)	Yes	460505	Cat Registration	10000	GF Annual Authority Ctrl	10000	Operating	274643	ADM Animal Care and Control	10003084	ADAC Animal Care and Control	0001	ACC Operations		\$ 17.77		\$ -		\$ 18.42		\$ -		\$ 18.97		\$ -		2010	\$10.00
7	C	Spay/neuter deposit - Dog/Cat	Health Code Article 1 Sec 41.10 (c)	Yes	N/A	N/A	10000	GF Annual Authority Ctrl	10000	Operating	274643	ADM Animal Care and Control	10003084	ADAC Animal Care and Control	0001	ACC Operations		\$ 74.03		\$ -		\$ 76.74		\$ -		\$ 79.05		\$ -		2002	\$25.00
8	C	Feeding & Care (per day)	Health Code Article 1 Sec 41.10 (d)	Yes	460501	Public Pound Fee	10000	GF Annual Authority Ctrl	10000	Operating	274643	ADM Animal Care and Control	10003084	ADAC Animal Care and Control	0001	ACC Operations		\$ 37.01		\$ -		\$ 38.37		\$ -		\$ 39.53		\$ -		2010	\$10.00
9	C	Feeding & Care - Rabbit, bird, small animal (per day)	Health Code Article 1 Sec 41.10 (d)	Yes	460501	Public Pound Fee	10000	GF Annual Authority Ctrl	10000	Operating	274643	ADM Animal Care and Control	10003084	ADAC Animal Care and Control	0001	ACC Operations		\$ 14.80		\$ -		\$ 15.34		\$ -		\$ 15.81		\$ -		2002	\$5.00
10	C	Owner-requested euthanasia	Health Code Article 1 Sec 41.10 (e)	Yes	460501	Public Pound Fee	10000	GF Annual Authority Ctrl	10000	Operating	274643	ADM Animal Care and Control	10003084	ADAC Animal Care and Control	0001	ACC Operations		\$ 37.01		\$ -		\$ 38.37		\$ -		\$ 39.53		\$ -		2010	-
11	C	Owner surrender of animal	Health Code Article 1 Sec 41.10 (f)	Yes	460501	Public Pound Fee	10000	GF Annual Authority Ctrl	10000	Operating	274643	ADM Animal Care and Control	10003084	ADAC Animal Care and Control	0001	ACC Operations		\$ 37.01		\$ -		\$ 38.37		\$ -		\$ 39.53		\$ -		2010	-
12	C	Deceased pet disposal	Health Code Article 1 Sec 41.10 (g)	Yes	460501	Public Pound Fee	10000	GF Annual Authority Ctrl	10000	Operating	274643	ADM Animal Care and Control	10003084	ADAC Animal Care and Control	0001	ACC Operations		\$ 29.61		\$ -		\$ 30.70		\$ -		\$ 31.62		\$ -		2010	-
13	C	Field services transport	Health Code Article 1 Sec 41.10 (h)	Yes	460501	Public Pound Fee	10000	GF Annual Authority Ctrl	10000	Operating	274643	ADM Animal Care and Control	10003084	ADAC Animal Care and Control	0001	ACC Operations		\$ 59.23		\$ -		\$ 61.40		\$ -		\$ 63.25		\$ -		2010	-
14	C	Dog license - One-year	Health Code Article 1 Sec 41.15 (c)(1)	Yes	420911	Dog License	10000	GF Annual Authority Ctrl	10000	Operating	274643	ADM Animal Care and Control	10003084	ADAC Animal Care and Control	0001	ACC Operations		\$ 74.03		\$ -		\$ 76.74		\$ -		\$ 79.05		\$ -		2010	\$24.00
15	C	Dog license - Two-year	Health Code Article 1 Sec 41.15 (c)(2)	Yes	420911	Dog License	10000	GF Annual Authority Ctrl	10000	Operating	274643	ADM Animal Care and Control	10003084	ADAC Animal Care and Control	0001	ACC Operations		\$ 140.65		\$ -		\$ 145.81		\$ -		\$ 150.20		\$ -		2010	\$45.00
16	C	Dog license - Three-year	Health Code Article 1 Sec 41.15 (c)(3)	Yes	420911	Dog License	10000	GF Annual Authority Ctrl	10000	Operating	274643	ADM Animal Care and Control	10003084	ADAC Animal Care and Control	0001	ACC Operations		\$ 207.28		\$ -		\$ 214.88		\$ -		\$ 221.35		\$ -		2010	\$66.00
17	C	Dog license - Spayed/Neutered - One-year	Health Code Article 1 Sec 41.16 (1)(A)	Yes	420911	Dog License	10000	GF Annual Authority Ctrl	10000	Operating	274643	ADM Animal Care and Control	10003084	ADAC Animal Care and Control	0001	ACC Operations		\$ 29.61		\$ -		\$ 30.70		\$ -		\$ 31.62		\$ -		2010	\$12.00
18	C	Dog license - Spayed/Neutered - Two-year	Health Code Article 1 Sec 41.16 (1)(B)	Yes	420911	Dog License	10000	GF Annual Authority Ctrl	10000	Operating	274643	ADM Animal Care and Control	10003084	ADAC Animal Care and Control	0001	ACC Operations		\$ 44.41		\$ -		\$ 46.04		\$ -		\$ 47.43		\$ -		2010	\$21.00
19	C	Dog license - Spayed/Neutered - Three-year	Health Code Article 1 Sec 41.16 (1)(C)	Yes	420911	Dog License	10000	GF Annual Authority Ctrl	10000	Operating	274643	ADM Animal Care and Control	10003084	ADAC Animal Care and Control	0001	ACC Operations		\$ 59.23		\$ -		\$ 61.40		\$ -		\$ 63.25		\$ -		2010	\$30.00
20	C	Dog license - Late payment penalty	Health Code Article 1 Sec 41.17	Yes	420911	Dog License	10000	GF Annual Authority Ctrl	10000	Operating	274643	ADM Animal Care and Control	10003084	ADAC Animal Care and Control	0001	ACC Operations		\$ 37.01		\$ -		\$ 38.37		\$ -		\$ 39.53		\$ -		2010	\$10.00
21	C	Duplicate dog/cat license/registration tag	Health Code Article 1 Sec 41.22	Yes	460501	Public Pound Fee	10000	GF Annual Authority Ctrl	10000	Operating	274643	ADM Animal Care and Control	10003084	ADAC Animal Care and Control	0001	ACC Operations		\$ 8.75		\$ -		\$ 9.07		\$ -		\$ 9.35		\$ -		2002	\$1.00
22	C	Dog walker permit	Health Code Article 39 Sec 3904	Yes (every 5 years)	460599	Misc. Humane Service Charges	10000	GF Annual Authority Ctrl	10000	Operating	274643	ADM Animal Care and Control	10003084	ADAC Animal Care and Control	0001	ACC Operations	Per License	\$ 333.14		\$ -		\$ 333.14		\$ -		\$ 333.14		\$ -		2014	-
23	C	Dog walker permit - Renewal	Health Code Article 39 Sec 3910	Yes (every 5 years)	460599	Misc. Humane Service Charges	10000	GF Annual Authority Ctrl	10000	Operating	274643	ADM Animal Care and Control	10003084	ADAC Animal Care and Control	0001	ACC Operations		\$ 133.26		\$ -		\$ 133.26		\$ -		\$ 133.26		\$ -		2014	-
County Clerk																															
1	C	Public marriage license	Administrative Code Chapter 8 Sec 8.33.1	Yes	420921	Marriage License	10000	GF Annual Authority Ctrl	10000	Operating	207648	ADM County Clerk	10003085	ADCC County Clerk	0001	County Clerk Operations	Per License	\$ 85.37		\$ -		\$ 88.50		\$ -		\$ 91.16		\$ -		2004	\$ -
2	C	Confidential marriage license	Administrative Code Chapter 8 Sec 8.33.1	Yes	420921	Marriage License	10000	GF Annual Authority Ctrl	10000	Operating	207648	ADM County Clerk	10003085	ADCC County Clerk	0001	County Clerk Operations	Per License	\$ 85.37		\$ -		\$ 88.50		\$ -		\$ 91.16		\$ -		2004	\$ -
3	C	Domestic Partnership Filing	Administrative Code Chapter 62 Sec 62.8	Yes	460130	County Clerk Fees	10000	GF Annual Authority Ctrl	10000	Operating	207648	ADM County Clerk	10003085	ADCC County Clerk	0001	County Clerk Operations	Per filing	\$ 68.74		\$ -		\$ 71.26		\$ -		\$ 73.40		\$ -		2004	\$ -
4	C	Duplicate copy of marriage license	Administrative Code Chapter 8 Sec 8.33.1	Yes	460130	County Clerk Fees	10000	GF Annual Authority Ctrl	10000	Operating	207648	ADM County Clerk	10003085	ADCC County Clerk	0001	County Clerk Operations	Per copy	\$ 27.72		\$ -		\$ 28.73		\$ -		\$ 29.60		\$ -		2004	\$ -
5	C	Amendment to marriage license	Administrative Code Chapter 8 Sec 8.33.1	Yes	460130	County Clerk Fees	10000	GF Annual Authority Ctrl	10000	Operating	207648	ADM County Clerk	10003085	ADCC County Clerk	0001	County Clerk Operations	Per amendment	\$ 34.37		\$ -		\$ 35.63		\$ -		\$ 36.70		\$ -		2004	\$ -

6	C	Souvenir marriage certificate	Administrative Code Chapter 8 Sec 8.33.1	Yes	460130	County Clerk Fees	10000	GF Annual Authority Ctrl	10000	Operating	207648	ADM County Clerk	10003085	ADCC County Clerk	0001	County Clerk Operations	Per certificate	\$ 8.87	\$ -	\$ 9.19	\$ -	\$ 9.47	\$ -	2004
7	C	Performance of marriage/domesic partnership ceremony in City Hall - weekends or holidays(3)	Administrative Code Chapter 8 Sec 8.33.1 Chapter 62 Sec 62.9(a)	Yes	460130	County Clerk Fees	10000	GF Annual Authority Ctrl	10000	Operating	207648	ADM County Clerk	10003085	ADCC County Clerk	0001	County Clerk Operations	Per ceremony	\$ 170.73	\$ -	\$ 177.00	\$ -	\$ 182.32	\$ -	2004
8	C	Issuance of authority to perform ceremony and oath	Administrative Code Chapter 8 Sec 8.33.1	Yes	460130	County Clerk Fees	10000	GF Annual Authority Ctrl	10000	Operating	207648	ADM County Clerk	10003085	ADCC County Clerk	0001	County Clerk Operations	Per authority	\$ 170.73	\$ -	\$ 177.00	\$ -	\$ 182.32	\$ -	2004
9	C	Filing fictitious business name statement	Administrative Code Chapter 8 Sec 8.33.1	Yes	460130	County Clerk Fees	10000	GF Annual Authority Ctrl	10000	Operating	207648	ADM County Clerk	10003085	ADCC County Clerk	0001	County Clerk Operations	Per statement	\$ 63.19	\$ -	\$ 65.51	\$ -	\$ 67.48	\$ -	2004
10	C	Additional name or registrant on fictitious business name statement	Administrative Code Chapter 8 Sec 8.33.1	Yes	460130	County Clerk Fees	10000	GF Annual Authority Ctrl	10000	Operating	207648	ADM County Clerk	10003085	ADCC County Clerk	0001	County Clerk Operations	Per name	\$ 15.52	\$ -	\$ 16.09	\$ -	\$ 16.57	\$ -	2004
11	C	Filing affidavit of publication of fictitious business name statement	Administrative Code Chapter 8 Sec 8.33.1	Yes	460130	County Clerk Fees	10000	GF Annual Authority Ctrl	10000	Operating	207648	ADM County Clerk	10003085	ADCC County Clerk	0001	County Clerk Operations	Per filing	\$ 9.98	\$ -	\$ 10.34	\$ -	\$ 10.66	\$ -	2004
12	C	Withdrawing partner or abandoning fictitious business name statement	Administrative Code Chapter 8 Sec 8.33.1	Yes	460130	County Clerk Fees	10000	GF Annual Authority Ctrl	10000	Operating	207648	ADM County Clerk	10003085	ADCC County Clerk	0001	County Clerk Operations	Per modification	\$ 51.00	\$ -	\$ 52.87	\$ -	\$ 54.46	\$ -	2004
13	C	Administration of oath and filing notary public bond (4)	Administrative Code Chapter 8 Sec 8.33.1	Yes	460130	County Clerk Fees	10000	GF Annual Authority Ctrl	10000	Operating	207648	ADM County Clerk	10003085	ADCC County Clerk	0001	County Clerk Operations	Per transaction	\$ 51.00	\$ -	\$ 52.87	\$ -	\$ 54.46	\$ -	2004
14	C	Surrender of notary journal	Administrative Code Chapter 8 Sec 8.33.1	Yes	460130	County Clerk Fees	10000	GF Annual Authority Ctrl	10000	Operating	207648	ADM County Clerk	10003085	ADCC County Clerk	0001	County Clerk Operations	Per journal	\$ 21.06	\$ -	\$ 21.84	\$ -	\$ 22.49	\$ -	2004
15	C	Filing, revoking, cancelling or withdrawing power of attorney	Administrative Code Chapter 8 Sec 8.33.1	Yes	460130	County Clerk Fees	10000	GF Annual Authority Ctrl	10000	Operating	207648	ADM County Clerk	10003085	ADCC County Clerk	0001	County Clerk Operations	Per filing	\$ 46.56	\$ -	\$ 48.27	\$ -	\$ 49.72	\$ -	2004
16	C	Filing additional name for power of attorney (surety insurer)	Administrative Code Chapter 8 Sec 8.33.1	Yes	460130	County Clerk Fees	10000	GF Annual Authority Ctrl	10000	Operating	207648	ADM County Clerk	10003085	ADCC County Clerk	0001	County Clerk Operations	Per filing	\$ 12.20	\$ -	\$ 12.64	\$ -	\$ 13.02	\$ -	2004
17	C	Process server identification card	Administrative Code Chapter 8 Sec 8.33.1	Yes	460130	County Clerk Fees	10000	GF Annual Authority Ctrl	10000	Operating	207648	ADM County Clerk	10003085	ADCC County Clerk	0001	County Clerk Operations	Per transaction	\$ 16.63	\$ -	\$ 17.24	\$ -	\$ 17.76	\$ -	2004
18	C	Authentication of public official/notary public	Administrative Code Chapter 8 Sec 8.33.1	Yes	460130	County Clerk Fees	10000	GF Annual Authority Ctrl	10000	Operating	207648	ADM County Clerk	10003085	ADCC County Clerk	0001	County Clerk Operations	Per transaction	\$ 16.63	\$ -	\$ 17.24	\$ -	\$ 17.76	\$ -	2004
19	C	Search of indexed official records on file with the County Clerk, per record type	Administrative Code Chapter 8 Sec 8.33.1	Yes	460130	County Clerk Fees	10000	GF Annual Authority Ctrl	10000	Operating	207648	ADM County Clerk	10003085	ADCC County Clerk	0001	County Clerk Operations	Per search	\$ 13.30	\$ -	\$ 13.79	\$ -	\$ 14.21	\$ -	2004
20	C	Copies of records on file - per page, pages 1 through 3	Administrative Code Chapter 8 Sec 8.33.1	Yes	460130	County Clerk Fees	10000	GF Annual Authority Ctrl	10000	Operating	207648	ADM County Clerk	10003085	ADCC County Clerk	0001	County Clerk Operations	Per copy	\$ 7.76	\$ -	\$ 8.05	\$ -	\$ 8.29	\$ -	2004
21	C	Copies of records on file - each additional page (will collect once it reaches .15 no penny collecting)	Administrative Code Chapter 8 Sec 8.33.1	Yes	460130	County Clerk Fees	10000	GF Annual Authority Ctrl	10000	Operating	207648	ADM County Clerk	10003085	ADCC County Clerk	0001	County Clerk Operations	Per copy	\$ 0.22	\$ -	\$ 0.23	\$ -	\$ 0.24	\$ -	2004
22	C	Certifying/endorsing documents or copies of documents	Administrative Code Chapter 8 Sec 8.33.1	Yes	460130	County Clerk Fees	10000	GF Annual Authority Ctrl	10000	Operating	207648	ADM County Clerk	10003085	ADCC County Clerk	0001	County Clerk Operations	Per copy	\$ 2.22	\$ -	\$ 2.30	\$ -	\$ 2.37	\$ -	2004
23	C	Fictitious business name index records - one day	Administrative Code Chapter 8 Sec 8.33.1	Yes	460130	County Clerk Fees	10000	GF Annual Authority Ctrl	10000	Operating	207648	ADM County Clerk	10003085	ADCC County Clerk	0001	County Clerk Operations	Per record	\$ 16.63	\$ -	\$ 17.24	\$ -	\$ 17.76	\$ -	2004
24	C	Fictitious business name index records - one week	Administrative Code Chapter 8 Sec 8.33.1	Yes	460130	County Clerk Fees	10000	GF Annual Authority Ctrl	10000	Operating	207648	ADM County Clerk	10003085	ADCC County Clerk	0001	County Clerk Operations	Per record	\$ 16.63	\$ -	\$ 17.24	\$ -	\$ 17.76	\$ -	2004
25	C	Fictitious business name index records - one month	Administrative Code Chapter 8 Sec 8.33.1	Yes	460130	County Clerk Fees	10000	GF Annual Authority Ctrl	10000	Operating	207648	ADM County Clerk	10003085	ADCC County Clerk	0001	County Clerk Operations	Per record	\$ 34.37	\$ -	\$ 35.63	\$ -	\$ 36.70	\$ -	2004
26	C	Diskette	Administrative Code Chapter 8 Sec 8.33.1	Yes	460130	County Clerk Fees	10000	GF Annual Authority Ctrl	10000	Operating	207648	ADM County Clerk	10003085	ADCC County Clerk	0001	County Clerk Operations	Per record	\$ 2.22	\$ -	\$ 2.30	\$ -	\$ 2.37	\$ -	2004

27	C	Subscription Fee	Administrative Code Chapter 8 Sec 8.33.1	Yes	460130	County Clerk Fees	10000	GF Annual Authority Ctrl	10000	Operating	207648	ADM County Clerk	10003085	ADCC County Clerk	0001	County Clerk Operations	Per client	\$ 25.50	\$ -	\$ 26.43	\$ -	\$ 27.23	\$ -	2004	
28	C	Delivery handling fee	Administrative Code Chapter 8 Sec 8.33.1	Yes	460130	County Clerk Fees	10000	GF Annual Authority Ctrl	10000	Operating	207648	ADM County Clerk	10003085	ADCC County Clerk	0001	County Clerk Operations	Per delivery	\$ 16.63	\$ -	\$ 17.24	\$ -	\$ 17.76	\$ -	2004	
29	C	Environmental impact report, administrative fee (5)	Administrative Code Chapter 8 Sec 8.33.1	Yes	460130	County Clerk Fees	10000	GF Annual Authority Ctrl	10000	Operating	207648	ADM County Clerk	10003085	ADCC County Clerk	0001	County Clerk Operations	Per filing	\$ 78.71	\$ -	\$ 81.60	\$ -	\$ 84.06	\$ -	2004	
30	C	SF City ID Card (age 14+) (6)	Admin Code 95.2	Yes	460130	County Clerk Fees	10000	GF Annual Authority Ctrl	10000	Operating	207648	ADM County Clerk	10003085	ADCC County Clerk	0001	County Clerk Operations	ID Card	\$ 19.96	\$ -	\$ 20.69	\$ -	\$ 21.31	\$ -	N/A	
31	C	SF City ID Card (age 13 and Under, age 62+) (6)	Admin Code 95.2	Yes	460130	County Clerk Fees	10000	GF Annual Authority Ctrl	10000	Operating	207648	ADM County Clerk	10003085	ADCC County Clerk	0001	County Clerk Operations	ID Card	\$ 6.65	\$ -	\$ 6.90	\$ -	\$ 7.10	\$ -	N/A	\$ -
Entertainment Commission - Permit Fees																									
1	C	Fixed Place Outdoor Amplified Sound - App Fee	Police Code Article 1 Sec 2.26	Yes	420299	Sundry Business Licenses	10010	GF Annual Authority Ctrl	16519	Entertainment Commission Fund	296646	ADM Entertainment Commission	10003087	ADEC Entertainment Commission	0001	Entertainment Comm Operations	Per Venue	\$ 792.00	\$ -	\$ 821.07	\$ -	<100%	\$ 845.78	\$ -	
2	C	Fixed Place Outdoor Amplified Sound - Amendment to Permit	Police Code Article 1 Sec 2.26	Yes	420299	Sundry Business Licenses	10010	GF Annual Authority Ctrl	16519	Entertainment Commission Fund	296646	ADM Entertainment Commission	10003087	ADEC Entertainment Commission	0001	Entertainment Comm Operations	Per Amendment	\$ 269.28	\$ -	\$ 279.16	\$ -	<100%	\$ 287.57	\$ -	
3	C	Permit Amendment (unless otherwise specified)	Police Code Article 1 Sec 2.26	Yes	420299	Sundry Business Licenses	10010	GF Annual Authority Ctrl	16519	Entertainment Commission Fund	296646	ADM Entertainment Commission	10003087	ADEC Entertainment Commission	0001	Entertainment Comm Operations	Per Amendment	\$ 369.83	\$ -	\$ 383.41	\$ -	<100%	\$ 394.95	\$ -	2016 \$281.00
4	C	Billiard Parlor Permit - App Fee	Police Code Article 1 Sec 2.26	Yes	420299	Sundry Business Licenses	10010	GF Annual Authority Ctrl	16519	Entertainment Commission Fund	296646	ADM Entertainment Commission	10003087	ADEC Entertainment Commission	0001	Entertainment Comm Operations	Per Parlor	\$ 827.86	\$ -	\$ 858.25	\$ -	<100%	\$ 884.08	\$ -	2016 \$629.00
5	C	Dance Hall Keeper - App Fee	Police Code Article 1 Sec 2.26	Yes	420299	Sundry Business Licenses	10010	GF Annual Authority Ctrl	16519	Entertainment Commission Fund	296646	ADM Entertainment Commission	10003087	ADEC Entertainment Commission	0001	Entertainment Comm Operations	Per Hall	\$ 2,544.13	\$ -	\$ 2,637.50	\$ -	<100%	\$ 2,716.88	\$ -	2016 \$1,933.00
6	C	Dance Hall - Amendment to Permit	Police Code Article 1 Sec 2.26	Yes	420299	Sundry Business Licenses	10010	GF Annual Authority Ctrl	16519	Entertainment Commission Fund	296646	ADM Entertainment Commission	10003087	ADEC Entertainment Commission	0001	Entertainment Comm Operations	Per Hall	\$ 1,199.02	\$ -	\$ 1,243.02	\$ -	<100%	\$ 1,280.44	\$ -	2016 \$911.00
7	C	Extended Hours Permit - App Fee	Police Code Article 1 Sec 2.26	Yes	420299	Sundry Business Licenses	10010	GF Annual Authority Ctrl	16519	Entertainment Commission Fund	296646	ADM Entertainment Commission	10003087	ADEC Entertainment Commission	0001	Entertainment Comm Operations	Per Venue	\$ 2,487.53	\$ -	\$ 2,578.82	\$ -	<100%	\$ 2,656.44	\$ -	2016 \$1,890.00
8	C	Extended Hours Permit - Amendment to Permit	Police Code Article 1 Sec 2.26	Yes	420299	Sundry Business Licenses	10010	GF Annual Authority Ctrl	16519	Entertainment Commission Fund	296646	ADM Entertainment Commission	10003087	ADEC Entertainment Commission	0001	Entertainment Comm Operations	Per Amendment	\$ 1,199.02	\$ -	\$ 1,243.02	\$ -	<100%	\$ 1,280.44	\$ -	2016 \$911.00
9	C	Itinerant Show	Police Code Article 1 Sec 2.26	Yes	420299	Sundry Business Licenses	10010	GF Annual Authority Ctrl	16519	Entertainment Commission Fund	296646	ADM Entertainment Commission	10003087	ADEC Entertainment Commission	0001	Entertainment Comm Operations	Per Show	\$ 1,235.87	\$ -	\$ 1,281.22	\$ -	<100%	\$ 1,319.79	\$ -	2016 \$939.00
10	C	Itinerant Show/Nonprofit (Article 15 Sec.1017.2)	Police Code Article 1 Sec 2.26	Yes	420299	Sundry Business Licenses	10010	GF Annual Authority Ctrl	16519	Entertainment Commission Fund	296646	ADM Entertainment Commission	10003087	ADEC Entertainment Commission	0001	Entertainment Comm Operations	Per Show	\$ 182.95	\$ -	\$ 189.66	\$ -	<100%	\$ 195.37	\$ -	2016 \$139.00
11	C	Limited Live Performance - App Fee	Police Code Article 1 Sec 2.26	Yes	420299	Sundry Business Licenses	10010	GF Annual Authority Ctrl	16519	Entertainment Commission Fund	296646	ADM Entertainment Commission	10003087	ADEC Entertainment Commission	0001	Entertainment Comm Operations	Per Show	\$ 561.99	\$ -	\$ 582.62	\$ -	<100%	\$ 600.16	\$ -	2016 \$427.00
12	C	Limited Live Performance - Amendment to Permit	Police Code Article 1 Sec 2.26	Yes	420299	Sundry Business Licenses	10010	GF Annual Authority Ctrl	16519	Entertainment Commission Fund	296646	ADM Entertainment Commission	10003087	ADEC Entertainment Commission	0001	Entertainment Comm Operations	Per Show	\$ 188.21	\$ -	\$ 195.12	\$ -	<100%	\$ 201.00	\$ -	2016 \$143.00
13	C	Masked Ball - App Fee	Police Code Article 1 Sec 2.26	Yes	420299	Sundry Business Licenses	10010	GF Annual Authority Ctrl	16519	Entertainment Commission Fund	296646	ADM Entertainment Commission	10003087	ADEC Entertainment Commission	0001	Entertainment Comm Operations	Per Ball	\$ 1,414.86	\$ -	\$ 1,466.79	\$ -	<100%	\$ 1,510.94	\$ -	2016 \$1,075.00
14	C	Mechanical Amusement Device - App Fee	Police Code Article 1 Sec 2.26	Yes	420299	Sundry Business Licenses	10010	GF Annual Authority Ctrl	16519	Entertainment Commission Fund	296646	ADM Entertainment Commission	10003087	ADEC Entertainment Commission	0001	Entertainment Comm Operations	Per Venue	\$ 1,031.86	\$ -	\$ 1,069.73	\$ -	<100%	\$ 1,101.93	\$ -	2016 \$784.00
15	C	Place of Entertainment Permit - App Fee	Police Code Article 1 Sec 2.26	Yes	420299	Sundry Business Licenses	10010	GF Annual Authority Ctrl	16519	Entertainment Commission Fund	296646	ADM Entertainment Commission	10003087	ADEC Entertainment Commission	0001	Entertainment Comm Operations	Per Venue	\$ 2,487.53	\$ -	\$ 2,578.82	\$ -	<100%	\$ 2,656.44	\$ -	2016 \$1,890.00
16	C	Mechanical Contrivance	Police Code Article 1 Sec 2.26	Yes	420299	Sundry Business Licenses	10010	GF Annual Authority Ctrl	16519	Entertainment Commission Fund	296646	ADM Entertainment Commission	10003087	ADEC Entertainment Commission	0001	Entertainment Comm Operations	Per Venue	\$ 1,031.86	\$ -	\$ 1,069.73	\$ -	<100%	\$ 1,101.93	\$ -	2016 \$784.00
17	C	Place of Entertainment - Amendment to Permit	Police Code Article 1 Sec 2.26	Yes	420299	Sundry Business Licenses	10010	GF Annual Authority Ctrl	16519	Entertainment Commission Fund	296646	ADM Entertainment Commission	10003087	ADEC Entertainment Commission	0001	Entertainment Comm Operations	Per Amendment	\$ 1,199.02	\$ -	\$ 1,243.02	\$ -	<100%	\$ 1,280.44	\$ -	2016 \$911.00
18	C	Rodeo Exhibition/Wild West Show	Police Code Article 1 Sec 2.26	Yes	420299	Sundry Business Licenses	10010	GF Annual Authority Ctrl	16519	Entertainment Commission Fund	296646	ADM Entertainment Commission	10003087	ADEC Entertainment Commission	0001	Entertainment Comm Operations	Per Show	\$ 1,181.91	\$ -	\$ 1,225.28	\$ -	<100%	\$ 1,262.16	\$ -	2016 \$898.00
19	C	One Time Indoor or Outdoor Entertainment Event	Police Code Article 1 Sec 2.26	Yes	420299	Sundry Business Licenses	10010	GF Annual Authority Ctrl	16519	Entertainment Commission Fund	296646	ADM Entertainment Commission	10003087	ADEC Entertainment Commission	0001	Entertainment Comm Operations	Per Event	\$ 538.59	\$ -	\$ 558.36	\$ -	<100%	\$ 575.17	\$ -	2018 \$-
20	C	One time Outdoor Amplified Sound (Up to 4 hrs)	Police Code Article 1 Sec 2.26	Yes	420299	Sundry Business Licenses	10010	GF Annual Authority Ctrl	16519	Entertainment Commission Fund	296646	ADM Entertainment Commission	10003087	ADEC Entertainment Commission	0001	Entertainment Comm Operations	Per Event	\$ 520.64	\$ -	\$ 539.75	\$ -	<100%	\$ 556.00	\$ -	2018 \$-
21	C	One time Outdoor Amplified Sound - Each additional hour	Police Code Article 1 Sec 2.26	Yes	420299	Sundry Business Licenses	10010	GF Annual Authority Ctrl	16519	Entertainment Commission Fund	296646	ADM Entertainment Commission	10003087	ADEC Entertainment Commission	0001	Entertainment Comm Operations	Hour	\$ 89.76	\$ -	\$ 93.06	\$ -	<100%	\$ 95.86	\$ -	2018 \$-
22	C	Sound Monitoring Fee	Police Code Article 1 Sec 2.26	Yes	420299	Sundry Business Licenses	10010	GF Annual Authority Ctrl	16519	Entertainment Commission Fund	296646	ADM Entertainment Commission	10003087	ADEC Entertainment Commission	0001	Entertainment Comm Operations	Hour	\$ 70.61	\$ -	\$ 73.21	\$ -	<100%	\$ 75.41	\$ -	2018 \$-

23	C	Sound Truck (per 12-hr day)	Police Code Article 1 Sec 2.27	Yes	420299	Sundry Business Licenses	10010	GF Annual Authority Ctrl	16519	Entertainment Commission Fund	296646	ADM Entertainment Commission	10003087	ADEC Entertainment Commission	0001	Entertainment Comm Operations	Per 12hr Day	\$ 520.64	\$ -	\$ 539.75	\$ -	<100%	\$ 556.00	\$ -	2018	\$-
Entertainment Commission - Annual License Fees																										
24	C	Billiard Parlor - Each Additional Table	Police Code Article 1 Sec 2.27	Yes	420299	Sundry Business Licenses	10010	GF Annual Authority Ctrl	16519	Entertainment Commission Fund	296646	ADM Entertainment Commission	10003087	ADEC Entertainment Commission	0001	Entertainment Comm Operations	Per Table	\$ 21.06	\$ -	\$ 21.83	\$ -	<100%	\$ 22.49	\$ -	2016	\$16.00
25	C	Masked Ball (per day)	Police Code Article 1 Sec 2.27	Yes	420299	Sundry Business Licenses	10010	GF Annual Authority Ctrl	16519	Entertainment Commission Fund	296646	ADM Entertainment Commission	10003087	ADEC Entertainment Commission	0001	Entertainment Comm Operations	Per Day	\$ 358.00	\$ -	\$ 371.14	\$ -	<100%	\$ 382.31	\$ -	2016	\$272.00
Office of Cannabis																										
1	C	Permit Application Fee	Business & Tax Regulations Code, Article 2, Section 249.20	No	420299	Sundry Business Licenses	10010	GF Annual Authority Ctrl	19666	AD Office Of Cannabis	210100	ADM Office of Cannabis	10031161	AD Office Of Cannabis	1	Office Of Cannabis	Per permit	\$ 2,000.00	\$ -	\$ 2,000.00	\$ -		\$ 2,000.00	\$ -	N/A	\$-
2	C	Permit Amendment	Business & Tax Regulations Code, Article 2, Section 249.20	No	420299	Sundry Business Licenses	10010	GF Annual Authority Ctrl	19666	AD Office Of Cannabis	210100	ADM Office of Cannabis	10031161	AD Office Of Cannabis	1	Office Of Cannabis	Per hour	\$ 110.00	\$ -	\$ 110.00	\$ -		\$ 110.00	\$ -	N/A	\$-
3	C	Licence Fee -- First Year	Business & Tax Regulations Code, Article 2, Section 249.20	No	420299	Sundry Business Licenses	10010	GF Annual Authority Ctrl	19666	AD Office Of Cannabis	210100	ADM Office of Cannabis	10031161	AD Office Of Cannabis	1	Office Of Cannabis	Per license	\$ 3,000.00	\$ -	\$ 3,000.00	\$ -		\$ 3,000.00	\$ -	N/A	\$-
4	C	Annual License Fee (after first year)	Business & Tax Regulations Code, Article 2, Section 249.20	No	420299	Sundry Business Licenses	10010	GF Annual Authority Ctrl	19666	AD Office Of Cannabis	210100	ADM Office of Cannabis	10031161	AD Office Of Cannabis	1	Office Of Cannabis	Per license	\$ 5,000.00	\$ -	\$ 5,000.00	\$ -		\$ 5,000.00	\$ -	N/A	\$-
5	C	Cannabis Event Permit (estimated attendance of 500 or fewer people)	Business & Tax Regulations Code, Article 2, Section 249.20	Yes	420299	Sundry Business Licenses	10010	GF Annual Authority Ctrl	19666	AD Office Of Cannabis	210100	ADM Office of Cannabis	10031161	AD Office Of Cannabis	1	Office Of Cannabis	Per event	\$ 572.66	\$ -	\$ 593.68	\$ -		\$ 611.55	\$ -	N/A	\$-
6	C	Cannabis Event Permit (estimated attendance of 501 - 1000 people)	Business & Tax Regulations Code, Article 2, Section 249.20	Yes	420299	Sundry Business Licenses	10010	GF Annual Authority Ctrl	19666	AD Office Of Cannabis	210100	ADM Office of Cannabis	10031161	AD Office Of Cannabis	1	Office Of Cannabis	Per event	\$ 1,145.34	\$ -	\$ 1,187.37	\$ -		\$ 1,223.11	\$ -	N/A	\$-
7	C	Cannabis Event Permit (estimated attendance of 1001 - 2500 people)	Business & Tax Regulations Code, Article 2, Section 249.20	Yes	420299	Sundry Business Licenses	10010	GF Annual Authority Ctrl	19666	AD Office Of Cannabis	210100	ADM Office of Cannabis	10031161	AD Office Of Cannabis	1	Office Of Cannabis	Per event	\$ 1,718.01	\$ -	\$ 1,781.06	\$ -		\$ 1,834.67	\$ -	N/A	\$-
8	C	Cannabis Event Permit (estimated attendance of 2500 people or more)	Business & Tax Regulations Code, Article 2, Section 249.20	Yes	420299	Sundry Business Licenses	10010	GF Annual Authority Ctrl	19666	AD Office Of Cannabis	210100	ADM Office of Cannabis	10031161	AD Office Of Cannabis	1	Office Of Cannabis	Per event	\$ 3,436.02	\$ -	\$ 3,562.12	\$ -		\$ 3,669.34	\$ -	N/A	\$-

TABLE 2 - MODIFIED AND NEW FEES

Item	Fee Status M/N	Description	Code Authorization	Auto CPI Adjust Yes/No	Account Code	Account Title	Fund Code	Fund Title	Authority Code	Authority Title	Department Code	Department Title	Project Code	Project Title	Activity Code	Activity Title	Unit Basis (e.g., per sq. ft.)	FY 2023-24 Fee **	FY 2023-24 Units (Est.)	FY 2023-24 Revenue Proposed	FY 2023-24 Cost Recovery (Est.)	FY 2024-25 Fee	FY 2024-25 Units (Est.)	FY 2024-25 Revenue Proposed	FY 2024-25 Cost Recovery (Est.)	FY 2025-26 Fee **	FY 2025-26 Units (Est.)	FY 2025-26 Revenue Proposed	FY 2025-26 Cost Recovery (Est.)	Fiscal Year of Last Increase	Fee Prior to Last Increase
1	M	Performance of marriage/domestic partnership ceremony in City Hall - regular business hours	Administrative Code Chapter 8 Sec 8.33.1 Chapter 62 Sec 62.9(a)	Yes	460130	County Clerk Fees	10000	GF Annual Authority Ctrl	10000	Operating	207648	ADM County Clerk	10003085	ADCC County Clerk	0001	County Clerk Operations	Per ceremony	\$ 103.10	6,000	\$ 618,623		\$ 108.00	6000	\$ 648,000		\$ 112.00	6000	\$ 672,000		2004	\$ -
Entertainment Commission - Annual License Fees																															
2	M	Billiard Parlor - First Table	Police Code Article 1 Sec 2.27	Yes	420299	Sundry Business Licenses	10010	GF Annual Authority Ctrl	16519	Entertainment Commission Fund	296646	ADM Entertainment Commission	10003087	ADEC Entertainment Commission	0001	Entertainment Comm Operations	Per Venue	\$ 225.06	90	\$ 20,256		\$ 268.00	90	\$ 24,120	52%	\$ 276.00	90	\$ 24,840	43%	2016	\$ 171.00
3	M	Dance Hall Keeper - Annual License	Police Code Article 1 Sec 2.27	Yes	420299	Sundry Business Licenses	10010	GF Annual Authority Ctrl	16519	Entertainment Commission Fund	296646	ADM Entertainment Commission	10003087	ADEC Entertainment Commission	0001	Entertainment Comm Operations	Per Venue	\$ 634.39	5	\$ 3,172		\$ 756.00	5	\$ 3,780	89%	\$ 779.00	5	\$ 3,895	92%	2016	\$ 16.00
4	M	Extended Hours Permit - Annual License	Police Code Article 1 Sec 2.27	Yes	420299	Sundry Business Licenses	10010	GF Annual Authority Ctrl	16519	Entertainment Commission Fund	296646	ADM Entertainment Commission	10003087	ADEC Entertainment Commission	0001	Entertainment Comm Operations	Per Venue	\$ 751.53	76	\$ 57,116		\$ 896.00	76	\$ 68,096	90%	\$ 923.00	76	\$ 70,148	93%	2016	\$ 482.00
5	M	Fixed Place Outdoor Amplified Sound	Police Code Article 1 Sec 2.27	Yes	420299	Sundry Business Licenses	10010	GF Annual Authority Ctrl	16519	Entertainment Commission Fund	296646	ADM Entertainment Commission	10003087	ADEC Entertainment Commission	0001	Entertainment Comm Operations	Per Show	\$ 289.34	10	\$ 2,893		\$ 345.00	10	\$ 3,450	46%	\$ 355.00	10	\$ 3,550	49%	2016	\$ 571.00
6	M	Limited Live Performance - Annual License	Police Code Article 1 Sec 2.27	Yes	420299	Sundry Business Licenses	10010	GF Annual Authority Ctrl	16519	Entertainment Commission Fund	296646	ADM Entertainment Commission	10003087	ADEC Entertainment Commission	0001	Entertainment Comm Operations	Per Show	\$ 222.43	187	\$ 41,594		\$ 265.00	187	\$ 49,555	38%	\$ 273.00	187	\$ 51,051	38%	2016	\$ 169.00
7	M	Mechanical Amusement Devices - First Machine (annual license renewal)	Police Code Article 1 Sec 2.27	Yes	420299	Sundry Business Licenses	10010	GF Annual Authority Ctrl	16519	Entertainment Commission Fund	296646	ADM Entertainment Commission	10003087	ADEC Entertainment Commission	0001	Entertainment Comm Operations	Per Venue	\$ 426.43	57	\$ 24,307		\$ 508.00	57	\$ 28,956	89%	\$ 524.00	57	\$ 29,868	95%	2016	\$ 324.00
8	M	Place of Entertainment - Annual License	Police Code Article 1 Sec 2.27	Yes	420299	Sundry Business Licenses	10010	GF Annual Authority Ctrl	16519	Entertainment Commission Fund	296646	ADM Entertainment Commission	10003087	ADEC Entertainment Commission	0001	Entertainment Comm Operations	Per Venue	\$ 723.89	305	\$ 220,786		\$ 863.00	305	\$ 263,215	89%	\$ 889.00	305	\$ 271,145	92%	2016	\$ 550.00
9																		\$ -	\$ -	\$ -	\$ -	\$ -	\$ -	\$ -	\$ -	\$ -	\$ -	\$ -	\$ -		\$ -
10																		\$ -	\$ -	\$ -	\$ -	\$ -	\$ -	\$ -	\$ -	\$ -	\$ -	\$ -	\$ -		\$ -

TABLE 3 - CONTINUING FEES

Item	Fee Status	Description	Code Authorization	Auto CPI Adjust Yes/No	Account Code	Account Title	Fund Code	Fund Title	Authority Code	Authority Title	Department Code	Department Title	Project Code	Project Title	Activity Code	Activity Title	Unit Basis (e.g., per sq. ft./)	FY 2023-24 Fee **	FY 2023-24 Units (Est.)	FY 2023-24 Revenue Proposed	FY 2023-24 Cost Recovery (Est.)	FY 2024-25 Fee	FY 2024-25 Units (Est.)	FY 2024-25 Revenue Proposed	FY 2024-25 Cost Recovery (Est.)	FY 2025-26 Fee **	FY 2025-26 Units (Est.)	FY 2025-26 Revenue Proposed	FY 2025-26 Cost Recovery (Est.)	Fiscal Year of Last Increase	Fee Prior to Last Increase			
Print Center																																		
1	C	Black & White Printing Standard Size	Administrative Code Chapter 8 Sec 44	Yes	461199	Miscellaneous	28310	ISOIS REPRC	10000	Operating	228880	ADM Reprom	10003088	ADRP Repron	0001	Repromail Op	Per sq. ft	\$ 0.81	8,208	\$ 6,674.09		\$ 0.84	8,208	\$ 6,919.03		\$ 0.87	8,208	\$ 7,127.29						
2	C	Color Printing Standard Size	Administrative Code Chapter 8 Sec 44	Yes	461199	Miscellaneous	28310	ISOIS REPRC	10000	Operating	228880	ADM Reprom	10003088	ADRP Repron	0001	Repromail Op	Per sq. ft	\$ 1.63	2,363	\$ 3,842.81		\$ 1.69	2,363	\$ 3,983.84		\$ 1.74	2,363	\$ 4,103.75						
3	C	Scanning Standard Size	Administrative Code Chapter 8 Sec 44	Yes	461199	Miscellaneous	28310	ISOIS REPRC	10000	Operating	228880	ADM Reprom	10003088	ADRP Repron	0001	Repromail Op	Per sq. ft	\$ 2.11	810	\$ 1,710.72		\$ 2.19	810	\$ 1,773.50		\$ 2.26	810	\$ 1,826.89						
4	C	Color Printing Large Format	Administrative Code Chapter 8 Sec 44	Yes	461199	Miscellaneous	28310	ISOIS REPRC	10000	Operating	228880	ADM Reprom	10003088	ADRP Repron	0001	Repromail Op	Per sq. ft	\$ 4.22	1,378	\$ 5,820.67		\$ 4.38	1,378	\$ 6,034.29		\$ 4.51	1,378	\$ 6,215.92						
5	C	Scanning Large Format	Administrative Code Chapter 8 Sec 44	Yes	461199	Miscellaneous	28310	ISOIS REPRC	10000	Operating	228880	ADM Reprom	10003088	ADRP Repron	0001	Repromail Op	Per sq. ft	\$ 2.11	208	\$ 439.30		\$ 2.19	208	\$ 455.42		\$ 2.26	208	\$ 469.13						
6	C	Notary Services	Administrative Code Chapter 8 Sec 44	Yes	461199	Miscellaneous	10020	GF Continuing	20925	ADRE Permit	228875	ADM Real Est	10034933	ADRE 49SVN	0001	Permit Center	Per Document	\$ 15.00	300	\$ 4,500.00		\$ 15.55	300	\$ 4,665.15		\$ 16.02	300	\$ 4,805.57						
7	C	Temporary parking restriction ("no parking") signs required under the Transportation Code	Administrative Code Chapter 8 Sec 44	Yes	461199	Miscellaneous	28310	EPRODUCTIO	10000	Operating	228880	ADM Reprom	10003088	DRP Repron	0001	Repromail Op	Per sign	\$ 7.00	6,200	\$ 43,400		\$ 7.26	6,200	\$ 44,993	76%	\$ 7.48	6,200	\$ 46,347	76%					
8	C	Black & White Printing Large Format	Administrative Code Chapter 8 Sec 44	Yes	461199	Miscellaneous	28310	ISOIS REPRC	10000	Operating	228880	ADM Reprom	10003088	ADRP Repron	0001	Repromail Op	Per sq. ft	\$ 1.35	60,000	\$ 81,000		\$ 1.40	60,000	\$ 83,973	82%	\$ 1.44	60,000	\$ 86,500	82%					
Office of the Chief Medical Examiner Fees																																		
1	C	Proof of death letter	Admin. Code, Section 8.14	Yes	460690	Medical Examiner Fees	10000	GF Annual Account Ctrl	10000	Operating	284641	ADM Medical Examiner	10001624	ADME Medical Examiner	0001	Medical Examiner Operations	per letter	\$ 11.08		\$ -	100%	\$ 11.49		\$ -	100%	\$ 11.84		\$ -	100%	2010	\$ 5.00			
2	C	Statement of non-contagion	Admin Code, Section 8.14	Yes	460690	Medical Examiner Fees	10000	GF Annual Account Ctrl	10000	Operating	284641	ADM Medical Examiner	10001624	ADME Medical Examiner	0001	Medical Examiner Operations	per letter	\$ 11.08		\$ -	100%	\$ 11.49		\$ -	100%	\$ 11.84		\$ -	100%	2010	\$ 5.00			
3	C	Certified copy of Medical Examiner's report	Admin Code, Section 8.14	Yes	460690	Medical Examiner Fees	10000	GF Annual Account Ctrl	10000	Operating	284641	ADM Medical Examiner	10001624	ADME Medical Examiner	0001	Medical Examiner Operations	per report	\$ 52.11		\$ -	100%	\$ 54.02		\$ -	100%	\$ 55.65		\$ -	100%	2010	\$ 30.00			
4	C	Disaster bag	Admin Code, Section 8.14	Yes	460690	Medical Examiner Fees	10000	GF Annual Account Ctrl	10000	Operating	284641	ADM Medical Examiner	10001624	ADME Medical Examiner	0001	Medical Examiner Operations	per pouch	\$ 74.28		\$ -	100%	\$ 77.00		\$ -	100%	\$ 79.32		\$ -	100%	2010	\$ 41.00			
5	C	Copies of X-rays, per film	Admin Code, Section 8.14	Yes	460690	Medical Examiner Fees	10000	GF Annual Account Ctrl	10000	Operating	284641	ADM Medical Examiner	10001624	ADME Medical Examiner	0001	Medical Examiner Operations	per copy	\$ 36.59		\$ -	100%	\$ 37.93		\$ -	100%	\$ 39.07		\$ -	100%	2010	\$ 20.00			
6	C	Re-cut microscopic slides, per slide	Admin Code, Section 8.14	Yes	460690	Medical Examiner Fees	10000	GF Annual Account Ctrl	10000	Operating	284641	ADM Medical Examiner	10001624	ADME Medical Examiner	0001	Medical Examiner Operations	per slide	\$ 36.59		\$ -	100%	\$ 37.93		\$ -	100%	\$ 39.07		\$ -	100%	2010	\$ 20.00			
7	C	Storage of remains, per day	Admin Code, Section 8.14	Yes	460690	Medical Examiner Fees	10000	GF Annual Account Ctrl	10000	Operating	284641	ADM Medical Examiner	10001624	ADME Medical Examiner	0001	Medical Examiner Operations	per day	\$ 85.36		\$ -	100%	\$ 88.49		\$ -	100%	\$ 91.16		\$ -	100%	2010	\$ 51.00			
8	C	Removal of remains from place of death to OCME facility Medical Examiner's cases	Admin Code, Section 8.14	Yes	460690	Medical Examiner Fees	10000	GF Annual Account Ctrl	10000	Operating	284641	ADM Medical Examiner	10001624	ADME Medical Examiner	0001	Medical Examiner Operations	per removal	\$ 700.66		\$ -	100%	\$ 726.38		\$ -	100%	\$ 748.24		\$ -	100%	2010	\$ 444.00			
9	C	Cremation of remains by request	Admin Code, Section 8.14	Yes	460690	Medical Examiner Fees	10000	GF Annual Account Ctrl	10000	Operating	284641	ADM Medical Examiner	10001624	ADME Medical Examiner	0001	Medical Examiner Operations	per cremation	\$ 1,325.94		\$ -	100%	\$ 1,374.60		\$ -	100%	\$ 1,415.97		\$ -	100%	2010	\$ 841.00			
10	C	Certified forensic toxicology report	Admin Code, Section 8.14	Yes	460690	Medical Examiner Fees	10000	GF Annual Account Ctrl	10000	Operating	284641	ADM Medical Examiner	10001624	ADME Medical Examiner	0001	Medical Examiner Operations	per report	\$ 17.74		\$ -	100%	\$ 18.39		\$ -	100%	\$ 18.95		\$ -	100%	2010	\$ 10.00			
11	C	Certified supporting documentation for results of forensic alcohol report, per page	Admin Code, Section 8.14	Yes	460690	Medical Examiner Fees	10000	GF Annual Account Ctrl	10000	Operating	284641	ADM Medical Examiner	10001624	ADME Medical Examiner	0001	Medical Examiner Operations	per page	\$ 1.11		\$ -	100%	\$ 1.15		\$ -	100%	\$ 1.19		\$ -	100%	2014	\$ 7.50			
12	C	Packaging and delivery of subpoenaed records to court	Admin Code, Section 8.14	Yes	460690	Medical Examiner Fees	10000	GF Annual Account Ctrl	10000	Operating	284641	ADM Medical Examiner	10001624	ADME Medical Examiner	0001	Medical Examiner Operations	per case	\$ 25.50		\$ -	100%	\$ 26.44		\$ -	100%	\$ 27.24		\$ -	100%	2014	-			
13	C	Specimen storage, per month	Admin Code, Section 8.14	Yes	460690	Medical Examiner Fees	10000	GF Annual Account Ctrl	10000	Operating	284641	ADM Medical Examiner	10001624	ADME Medical Examiner	0001	Medical Examiner Operations	per month	\$ 42.12		\$ -	100%	\$ 43.67		\$ -	100%	\$ 44.98		\$ -	100%	2010	\$ 25.00			
14	C	Expert testimony or consultation by OCME toxicologist (non-Ph.D.), per hour	Admin Code, Section 8.14	Yes	460690	Medical Examiner Fees	10000	GF Annual Account Ctrl	10000	Operating	284641	ADM Medical Examiner	10001624	ADME Medical Examiner	0001	Medical Examiner Operations	per hour	\$ 427.94		\$ -	100%	\$ 443.64		\$ -	100%	\$ 457.00		\$ -	100%	2010	\$ 250.00			
15	C	Expert testimony or consultation by OCME toxicologist (Ph.D.), per hour	Admin Code, Section 8.14	Yes	460690	Medical Examiner Fees	10000	GF Annual Account Ctrl	10000	Operating	284641	ADM Medical Examiner	10001624	ADME Medical Examiner	0001	Medical Examiner Operations	per hour	\$ 607.54		\$ -	100%	\$ 629.84		\$ -	100%	\$ 648.80		\$ -	100%	2010	\$ 250.00			
16	C	Expert testimony or consultation by OCME forensic pathologist, per hour	Admin Code, Section 8.14	Yes	460690	Medical Examiner Fees	10000	GF Annual Account Ctrl	10000	Operating	284641	ADM Medical Examiner	10001624	ADME Medical Examiner	0001	Medical Examiner Operations	per hour	\$ 886.92		\$ -	100%	\$ 919.46		\$ -	100%	\$ 947.14		\$ -	100%	2010	\$ 500.00			

17	C	Expert testimony or consultation by OCME Investigator, per hour	Admin Code, Section 8.14	Yes	460690	Medical Examiner Fees	10000	GF Annual Account Ctrl	10000	Operating	284641	ADM Medical Examiner	10001624	ADME Medical Examiner	0001	Medical Examiner Operations	per hour	\$ 427.94	\$ -	100%	\$ 443.64	\$ -	100%	\$ 457.00	\$ -	100%	2010	\$ 250.00
18	C	Drug screening in blood or urine by GC/MS	Admin Code, Section 8.14	Yes	460690	Medical Examiner Fees	10000	GF Annual Account Ctrl	10000	Operating	284641	ADM Medical Examiner	10001624	ADME Medical Examiner	0001	Medical Examiner Operations	per screen	\$ 1,822.61	\$ -	100%	\$ 1,889.50	\$ -	100%	\$ 1,946.38	\$ -	100%	2010	-
19	C	Drug confirmation in urine, per drug	Admin Code, Section 8.14	Yes	460690	Medical Examiner Fees	10000	GF Annual Account Ctrl	10000	Operating	284641	ADM Medical Examiner	10001624	ADME Medical Examiner	0001	Medical Examiner Operations	per drug	\$ 455.65	\$ -	100%	\$ 472.38	\$ -	100%	\$ 486.59	\$ -	100%	2010	-
20	C	Drug confirmation and quantitation in blood, per drug	Admin Code, Section 8.14	Yes	460690	Medical Examiner Fees	10000	GF Annual Account Ctrl	10000	Operating	284641	ADM Medical Examiner	10001624	ADME Medical Examiner	0001	Medical Examiner Operations	per drug	\$ 455.65	\$ -	100%	\$ 472.38	\$ -	100%	\$ 486.59	\$ -	100%	2010	-
21	C	Drug screening in gastric contents or tissue, by GC/MS	Admin Code, Section 8.14	Yes	460690	Medical Examiner Fees	10000	GF Annual Account Ctrl	10000	Operating	284641	ADM Medical Examiner	10001624	ADME Medical Examiner	0001	Medical Examiner Operations	per screen	\$ 2,279.37	\$ -	100%	\$ 2,363.02	\$ -	100%	\$ 2,434.15	\$ -	100%	2010	-
22	C	Drug confirmation in gastric contents or tissue, per drug	Admin Code, Section 8.14	Yes	460690	Medical Examiner Fees	10000	GF Annual Account Ctrl	10000	Operating	284641	ADM Medical Examiner	10001624	ADME Medical Examiner	0001	Medical Examiner Operations	per drug	\$ 607.54	\$ -	100%	\$ 629.84	\$ -	100%	\$ 648.80	\$ -	100%	2010	-
23	C	Date rape drug screening in urine	Admin Code, Section 8.14	Yes	460690	Medical Examiner Fees	10000	GF Annual Account Ctrl	10000	Operating	284641	ADM Medical Examiner	10001624	ADME Medical Examiner	0001	Medical Examiner Operations	per test	\$ 1,822.61	\$ -	100%	\$ 1,889.50	\$ -	100%	\$ 1,946.38	\$ -	100%	2010	-
24	C	Date rape drug confirmation in urine, per drug	Admin Code, Section 8.14	Yes	460690	Medical Examiner Fees	10000	GF Annual Account Ctrl	10000	Operating	284641	ADM Medical Examiner	10001624	ADME Medical Examiner	0001	Medical Examiner Operations	per test	\$ 455.65	\$ -	100%	\$ 472.38	\$ -	100%	\$ 486.59	\$ -	100%	2010	-
25	C	Drug screening and confirmation in hair, per hair specimen	Admin Code, Section 8.14	Yes	460690	Medical Examiner Fees	10000	GF Annual Account Ctrl	10000	Operating	284641	ADM Medical Examiner	10001624	ADME Medical Examiner	0001	Medical Examiner Operations	per hair specimen	\$ 6,076.47	\$ -	100%	\$ 6,299.48	\$ -	100%	\$ 6,489.09	\$ -	100%	2010	-
26	C	Decedent's property mailing fee	Admin Code, Section 8.14	Yes	460690	Medical Examiner Fees	10000	GF Annual Account Ctrl	10000	Operating	284641	ADM Medical Examiner	10001624	ADME Medical Examiner	0001	Medical Examiner Operations	per property	\$ 60.98	\$ -	100%	\$ 63.22	\$ -	100%	\$ 65.12	\$ -	100%	2010	-
27	C	Histology service including overnight processing, embedding, cutting, routine H&E staining and coverslipping, per 4 cassettes	Admin Code, Section 8.14	Yes	460690	Medical Examiner Fees	10000	GF Annual Account Ctrl	10000	Operating	284641	ADM Medical Examiner	10001624	ADME Medical Examiner	0001	Medical Examiner Operations	per 4 cassettes	\$ 181.82	\$ -	100%	\$ 188.49	\$ -	100%	\$ 194.16	\$ -	100%	2010	-
28	C	Forensic alcohol analysis, per case	Admin Code, Section 8.14	Yes	460690	Medical Examiner Fees	10000	GF Annual Account Ctrl	10000	Operating	284641	ADM Medical Examiner	10001624	ADME Medical Examiner	0001	Medical Examiner Operations	per test	\$ 110.86	\$ -	100%	\$ 114.93	\$ -	100%	\$ 118.39	\$ -	100%	2010	-
29	C	Drug screening and confirmation in nails, per nail specimen	Admin Code, Section 8.14	Yes	460690	Medical Examiner Fees	10000	GF Annual Account Ctrl	10000	Operating	284641	ADM Medical Examiner	10001624	ADME Medical Examiner	0001	Medical Examiner Operations	per specimen	\$ 1,736.14	\$ -	100%	\$ 1,799.86	\$ -	100%	\$ 1,854.03	\$ -	100%	2010	-
30	C	Preparation of specimen for shipment or release	Admin Code, Section 8.14	Yes	460690	Medical Examiner Fees	10000	GF Annual Account Ctrl	10000	Operating	284641	ADM Medical Examiner	10001624	ADME Medical Examiner	0001	Medical Examiner Operations	per specimen	\$ 83.15	\$ -	100%	\$ 86.20	\$ -	100%	\$ 88.79	\$ -	100%	2014	-
31	C	Postmortem Comprehensive Drug Analysis	Admin Code, Section 8.14	Yes	460690	Medical Examiner Fees	10000	GF Annual Account Ctrl	10000	Operating	284641	ADM Medical Examiner	10001624	ADME Medical Examiner	0001	Medical Examiner Operations	per test	\$ 399.11	\$ -	100%	\$ 413.76	\$ -	100%	\$ 426.21	\$ -	100%	2014	-
32	C	Postmortem Comprehensive Expanded Drug Analysis	Admin Code, Section 8.14	Yes	460690	Medical Examiner Fees	10000	GF Annual Account Ctrl	10000	Operating	284641	ADM Medical Examiner	10001624	ADME Medical Examiner	0001	Medical Examiner Operations	per test	\$ 582.04	\$ -	100%	\$ 603.40	\$ -	100%	\$ 621.56	\$ -	100%	2014	-
33	C	Postmortem Comprehensive Drug and Alcohol Analysis	Admin Code, Section 8.14	Yes	460690	Medical Examiner Fees	10000	GF Annual Account Ctrl	10000	Operating	284641	ADM Medical Examiner	10001624	ADME Medical Examiner	0001	Medical Examiner Operations	per test	\$ 443.46	\$ -	100%	\$ 459.73	\$ -	100%	\$ 473.57	\$ -	100%	2014	-
34	C	Postmortem Comprehensive Expanded Drug and Alcohol Analysis	Admin Code, Section 8.14	Yes	460690	Medical Examiner Fees	10000	GF Annual Account Ctrl	10000	Operating	284641	ADM Medical Examiner	10001624	ADME Medical Examiner	0001	Medical Examiner Operations	per test	\$ 582.04	\$ -	100%	\$ 603.40	\$ -	100%	\$ 621.56	\$ -	100%	2014	-
35	C	Postmortem Carbon Monoxide Analysis	Admin Code, Section 8.14	Yes	460690	Medical Examiner Fees	10000	GF Annual Account Ctrl	10000	Operating	284641	ADM Medical Examiner	10001624	ADME Medical Examiner	0001	Medical Examiner Operations	per test	\$ 105.32	\$ -	100%	\$ 109.18	\$ -	100%	\$ 112.47	\$ -	100%	2014	-
36	C	Postmortem Biochemistry (Electrolytes) Analysis	Admin Code, Section 8.14	Yes	460690	Medical Examiner Fees	10000	GF Annual Account Ctrl	10000	Operating	284641	ADM Medical Examiner	10001624	ADME Medical Examiner	0001	Medical Examiner Operations	per test	\$ 105.32	\$ -	100%	\$ 109.18	\$ -	100%	\$ 112.47	\$ -	100%	2014	-
Office of Labor Standards																												
1	C	Penalties for Prevailing Wage Violations	Admin Code sec 6.22	No	425940	Office of Labor Std Enforcement Penal	10000	GF Annual Authority Ctrl	10000	Operating	207652	ADM Labor Standards	100003086	ADLS Labor Standards	1	Labor Standards Operations	Per worker per day	\$ 50.00	\$ -		\$ 50.00	\$ -		\$ 50.00	\$ -		N/A	\$-
2	C	Penalties for MCO/HCAO Violations	Admin Code sec 12P, 12Q	No	425940	Office of Labor Std Enforcement Penal	10000	GF Annual Authority Ctrl	10000	Operating	207652	ADM Labor Standards	100003086	ADLS Labor Standards	1	Labor Standards Operations	per worker per week (up to)	\$ 100.00	\$ -		\$ 100.00	\$ -		\$ 100.00	\$ -		N/A	\$-
3	C	Penalties for Minimum Wage Ordinance and Paid Sick Leave Ordinance Violations	Admin Code sec 12R, 12W	No	425940	Office of Labor Std Enforcement Penal	10000	GF Annual Authority Ctrl	10000	Operating	207652	ADM Labor Standards	100003086	ADLS Labor Standards	1	Labor Standards Operations	Per worker per day (up to)	\$ 50.00	\$ -		\$ 50.00	\$ -		\$ 50.00	\$ -		N/A	\$-

4	C	Penalties for Health Care Security Ordinance Violations (9)	Admin Code Sec 14.4(e)(1)	No	425941	Prevailing Wage Penalties	10000	GF Annual Authority Ctrl	10000	Operating	207652	ADM Labor Standards	100003086	ADLS Labor Standards	1	Labor Standards Operations	Per worker per quarter.	\$ 100.00	\$ -	\$ 100.00	\$ -	\$ 100.00	\$ -	N/A	\$-
5	C	Penalties for Family Friendly Workplace Ordinance Violations	Administrative Code 12Z.10(a)(2)	No	425942	Hlth Care Acclability OrdPenal	10000	GF Annual Authority Ctrl	10000	Operating	207652	ADM Labor Standards	100003086	ADLS Labor Standards	1	Labor Standards Operations	Penalty per worker	\$ 50.00	\$ -	\$ 50.00	\$ -	\$ 50.00	\$ -	N/A	\$-
6	C	Penalties for Fair Chance Ordinance Violations	Police Code Sec 4909(a)(1)	No	425944	Minimum Wage Penalties	10000	GF Annual Authority Ctrl	10000	Operating	207652	ADM Labor Standards	100003086	ADLS Labor Standards	1	Labor Standards Operations	Penalty per violation beginning on the second violation	\$ 50.00	\$ -	\$ 50.00	\$ -	\$ 50.00	\$ -	N/A	\$-
7	C	Formula Retail Employee Rights Ordinances	Police Code Art. 33F & 33G	No	425945	Health Care Security Ord Penal	10000	GF Annual Authority Ctrl	10000	Operating	207652	ADM Labor Standards	100003086	ADLS Labor Standards	1	Labor Standards Operations	Per Employee	\$ 500.00	\$ -	\$ 500.00	\$ -	\$ 500.00	\$ -	N/A	\$-
Mayor's Office on Disability																									
1	C	New Construction Plan Review & Site Inspection <\$200,000 (2 Plan Reviews and 2 Site Inspections)	Admin Code, Section 2A.22.1	No	461101	Plan Checking	10000	GF Annual Account Ctrl	10000	Operating	207649	ADM Disability Access	10003090	ADDA Disability Access	0001	Disability Access Operations	Hour	\$ 150.00	\$ -	\$ 150.00	\$ -	\$ 150.00	\$ -	2013	\$ -
2	C	New Construction Plan Review & Site Inspection \$200,000 - \$999,999 (3 Plan Reviews and 3 Site Inspections)	Admin Code, Section 2A.22.1	No	461101	Plan Checking	10000	GF Annual Account Ctrl	10000	Operating	207649	ADM Disability Access	10003090	ADDA Disability Access	0001	Disability Access Operations	Project valuation	\$2200 + \$310 per each ad	\$ -	\$2200 + \$310 per each ad	\$ -	\$2200 + \$310 per each ad	\$ -	2013	\$ -
3	C	New Construction Plan Review & Site Inspection \$1 - \$4.99 mil (3 Plan Reviews and 4 Site Inspections)	Admin Code, Section 2A.22.1	No	461101	Plan Checking	10000	GF Annual Account Ctrl	10000	Operating	207649	ADM Disability Access	10003090	ADDA Disability Access	0001	Disability Access Operations	Project valuation	\$4400 + \$75 per each ad	\$ -	\$4400 + \$75 per each ad	\$ -	\$4400 + \$75 per each ad	\$ -	2013	\$ -
4	C	New Construction Plan Review & Site Inspection \$5 mil - \$9.99 mil (3 Plan Reviews and 5 Site Inspections)	Admin Code, Section 2A.22.1	No	461101	Plan Checking	10000	GF Annual Account Ctrl	10000	Operating	207649	ADM Disability Access	10003090	ADDA Disability Access	0001	Disability Access Operations	Project valuation	\$7400 + \$22 per each ad	\$ -	\$7400 + \$22 per each ad	\$ -	\$7400 + \$22 per each ad	\$ -	2013	\$ -
5	C	New Construction Plan Review & Site Inspection \$10 mil and up (3 Plan Reviews and 9 Site Inspections)	Admin Code, Section 2A.22.1	No	461101	Plan Checking	10000	GF Annual Account Ctrl	10000	Operating	207649	ADM Disability Access	10003090	ADDA Disability Access	0001	Disability Access Operations	Project valuation	\$8500 + \$13.50 per each ad	\$ -	\$8500 + \$13.50 per each ad	\$ -	\$8500 + \$13.50 per each ad	\$ -	2013	\$ -
6	C	Alterations Plan Review & Site Inspection <\$200,000 (2 Plan Reviews and 2 Site Inspections)	Admin Code, Section 2A.22.1	No	461101	Plan Checking	10000	GF Annual Account Ctrl	10000	Operating	207649	ADM Disability Access	10003090	ADDA Disability Access	0001	Disability Access Operations	Hour	\$ 150.00	\$ -	\$ 150.00	\$ -	\$ 150.00	\$ -	2013	\$ -
7	C	Alterations Plan Review & Site Inspection \$200,000 - \$999,999 (3 Plan Reviews and 3 Site Inspections)	Admin Code, Section 2A.22.1	No	461101	Plan Checking	10000	GF Annual Account Ctrl	10000	Operating	207649	ADM Disability Access	10003090	ADDA Disability Access	0001	Disability Access Operations	Project valuation	\$2640 + \$340 per each ad	\$ -	\$2640 + \$340 per each ad	\$ -	\$2640 + \$340 per each ad	\$ -	2013	\$ -
8	C	Alterations Plan Review & Site Inspection \$1 mil - \$4.99 mil (3 Plan Reviews and 4 Site Inspections)	Admin Code, Section 2A.22.1	No	461101	Plan Checking	10000	GF Annual Account Ctrl	10000	Operating	207649	ADM Disability Access	10003090	ADDA Disability Access	0001	Disability Access Operations	Project valuation	\$5040 + \$85 per each ad	\$ -	\$5040 + \$85 per each ad	\$ -	\$5040 + \$85 per each ad	\$ -	2013	\$ -
9	C	Alterations Plan Review & Site Inspection \$5 mil - \$9.99 mil (3 Plan Reviews and 5 Site Inspections)	Admin Code, Section 2A.22.1	No	461101	Plan Checking	10000	GF Annual Account Ctrl	10000	Operating	207649	ADM Disability Access	10003090	ADDA Disability Access	0001	Disability Access Operations	Project valuation	\$8440 + \$24 per each ad	\$ -	\$8440 + \$24 per each ad	\$ -	\$8440 + \$24 per each ad	\$ -	2013	\$ -
10	C	Alterations Plan Review & Site Inspection \$10 mil and up (3 Plan Reviews and 9 Site Inspections)	Admin Code, Section 2A.22.1	No	461101	Plan Checking	10000	GF Annual Account Ctrl	10000	Operating	207649	ADM Disability Access	10003090	ADDA Disability Access	0001	Disability Access Operations	Project valuation	\$9640 + \$15 per each ad	\$ -	\$9640 + \$15 per each ad	\$ -	\$9640 + \$15 per each ad	\$ -	2013	\$ -
11	C	Additional Plan Reviews or Site Inspections	Admin Code, Section 2A.22.1	No	461101	Plan Checking	10000	GF Annual Account Ctrl	10000	Operating	207649	ADM Disability Access	10003090	ADDA Disability Access	0001	Disability Access Operations	Hour	\$ 150.00	\$ -	\$ 150.00	\$ -	\$ 150.00	\$ -	2013	\$ -
County Clerk																									

1	C	Statutory Surcharge (1)	Gov Code 26840, Health & Safety 100435, Welfare & Institutions Code 18305	Yes	420921	Marriage License	10000	GF Annual Authority Ctrl	10000	Operating	207648	ADM County Clerk	10003085	ADCC County Clerk	0001	County Clerk Operations	Per License	\$ 52.64	\$ -	\$ 54.58	\$ -	\$ 56.22	\$ -	2004	\$ -
2	C	Statutory Surcharge (1)	Gov Code 26840, Health & Safety 100435, Welfare & Institutions Code 18305	Yes	420921	Marriage License	10000	GF Annual Authority Ctrl	10000	Operating	207648	ADM County Clerk	10003085	ADCC County Clerk	0001	County Clerk Operations	Per License	\$ 55.28	\$ -	\$ 57.31	\$ -	\$ 59.03	\$ -	2004	\$ -
3	C	Filing of Amendment to Declaration of Domestic Partnership	Administrative Code Chapter 62 Sec 62.8	Yes	460130	County Clerk Fees	10000	GF Annual Authority Ctrl	10000	Operating	207648	ADM County Clerk	10003085	ADCC County Clerk	0001	County Clerk Operations	Per filing	\$ 68.74	\$ -	\$ 71.26	\$ -	\$ 73.40	\$ -	2004	\$ -
4	C	Statutory Fee for Recording Bond		Yes			10000	GF Annual Authority Ctrl	10000	Operating	207648	ADM County Clerk	10003085	ADCC County Clerk	0001	County Clerk Operations		\$ 7.90	\$ -	\$ 8.19	\$ -	\$ 8.43	\$ -	2004	
5	C	Digital Signature	Administrative Code Chapter 8 Sec 8.33.1(b)	No	460130	County Clerk Fees	10000	GF Annual Authority Ctrl	10000	Operating	207648	ADM County Clerk	10003085	ADCC County Clerk	0001	County Clerk Operations	Per signature (couple = 1)	\$ 2.30	\$ -	\$ 2.30	\$ -	\$ 2.30	\$ -		\$ -
#####																		\$ -	\$ -	\$ -	\$ -	\$ -	\$ -		\$ -

Fee Status: C Continuing
M Modified
N New
D Discontinued

Note:
** If Auto CPI adjustment = Yes, FY 2024-25 and FY 2025-26 Fee will be automatically generated based on the inflation factor determined by the Controller.
If Auto CPI adjustment = No, FY 2024-25 and FY 2025-26 Fee will remain the same as previous year or entered by dept according to Code Authorization.

Budget Form 2C: Fee Cost Recovery

DEPARTMENT: ADM

Fee Name: Marriage Ceremony Fee

Department Providing Service: County Clerk

Fee Administrator: Diane Rea

Code Authorization/

Proposed Fee Ordinance/File No: Admin Code Section 8.33.1

	Numeric Code	Title
PS Department of Proposed Revenue:	207648	ADM County Clerk
PS Fund of Proposed Revenue:	10000	GF Annual Account Ctrl
PS Authority of Proposed Revenue:	10000	Operating
PS Project of Proposed Revenue:	10003085	ADCC County Clerk
PS Activity of Proposed Revenue:	0001	County Clerk Operations
PS Account of Proposed Revenue:	460130	County Clerk Fees

Proposed Fee (FY 2025-26):

\$ 112.00 (1)

Proposed Fee (FY 2024-25):

\$ 108.00 (2)

Current Fee (FY 2023-24):

\$ 103.00 (3)

Fee Status (New/Modified): Modified

Fee Status (New/Modified): Modified

Detailed Service Description:

Marriage ceremonies performed at City Hall.

Proposed Fee (FY 2025-26):	\$	112.00
Proposed Fee (FY 2024-25):	\$	108.00
Current Fee (FY 2023-24):	\$	103.00

FY 2025-26 Proposed Fee Increase/Decrease:	\$	4.00
FY 2025-26 % Proposed Fee Change from FY 2023-24 Fee:		3.70%
FY 2024-25 Proposed Fee Increase/Decrease:	\$	5.00
FY 2024-25 % Proposed Fee Change from Current Fee:		4.85%

Fee Prior to Current:	\$	98.00
Current Fee Increase/Decrease from Prior Fee:	\$	5.00

Fiscal Year of Prior Fee Change:	2023-24
% Current Fee Change from Prior Fee:	5.10%

FY2024-25

ESTIMATED REVENUE DERIVED FROM SERVICE		ESTIMATED COSTS TO PROVIDE SERVICE - USE WORKSHEET 24-25, BELOW		
A Quantity Estimated (# of Units of Service Provided)	6,000	D Direct Costs	FY 2024-25	
B Fee per Unit (Proposed)	\$ 108	Productive Labor & Benefits (0.75 of 2024-25 Salary & MFB)	\$ 208,743	32.27%
C FY 2024-25 Revenue Budgeted (A x B)	\$ 648,000	Leave & Non-Productive Time (0.25 of FY 2024-25 Salary & MFB)	\$ 69,581	10.76%
		Space Rental Equivalent	\$ 187,011	28.91%
		Materials & Supplies	\$ 4,525	0.70%
		Other (Please Describe on Worksheet)	\$ 62,072	9.59%
		E Indirect Costs	Rate	
		Departmental Overhead	17.32%	\$ 48,212 7.45%
		Central Services Overhead	24.00%	\$ 66,798 10.33%
		F FY 2024-25 Direct & Indirect Costs	\$ 646,941	100.00%
G FY 2024-25 Revenue Recovery Rate (C/F):	100.16%			
H Required Fee For 100% Cost Recovery (F/A)	\$ 107.82			
I Over (+) or Under (-) 100% Cost Recovery (B-H)	\$0.18			
J FY 2024-25 Estimated Revenue [(2) x A]:			\$ 648,000	
K FY 2023-24 Estimated Revenue [(3) x A]:			\$ 618,000	
L FY 2024-25 Estimated Revenue Increase/Decrease Based on Proposed Fee [J - K]:			\$ 30,000	

FY2025-26

ESTIMATED REVENUE DERIVED FROM SERVICE		ESTIMATED COSTS TO PROVIDE SERVICE - USE WORKSHEET 25-26, BELOW		
A Quantity Estimated (# of Units of Service Provided)	6,000	D Direct Costs	FY 2025-26	
B Fee per Unit (Proposed)	\$ 112	Productive Labor & Benefits (0.75 of 2025-26 Salary & MFB)	\$ 216,598	32.38%
C FY 2025-26 Revenue Budgeted (A x B)	\$ 672,000	Leave & Non-Productive Time (0.25 of FY 2025-26 Salary & MFB)	\$ 72,199	10.79%
		Space Rental Equivalent	\$ 194,316	29.05%
		Materials & Supplies	\$ 4,751	0.71%
		Other (Please Describe on Worksheet)	\$ 61,763	9.55%
		E Indirect Costs	Rate	
		Departmental Overhead	17.32%	\$ 50,026 7.48%
		Central Services Overhead	24.00%	\$ 69,311 10.36%
		F FY 2025-26 Direct & Indirect Costs	\$ 668,965	100.00%
G FY 2025-26 Revenue Recovery Rate (C/F):	100.45%			
H Required Fee For 100% Cost Recovery (F/A):	\$ 111.49			
I Over (+) or Under (-) 100% Cost Recovery (B-H):	\$0.51			
J FY 2025-26 Estimated Revenue [(1) x A]:			\$ 672,000	
K FY 2024-25 Estimated Revenue [(2) x A]:			\$ 648,000	
L FY 2025-26 Estimated Revenue Increase/Decrease Based on Proposed Fee [J - K]:			\$ 24,000	

Estimated Costs Worksheet FY 2024-25

Direct Costs

Labor and Benefits

Please use the worksheet below to list all job classes necessary to support the services provided. Add rows if necessary.
 Please also provide a description of the work and the estimated hours for each job class required to perform each unit of service

Job Class	Job Class Title	Description of Work	Hours per Unit of Service
1823	Senior Administrative Analyst	Oversee Service and Commissioner Program	
1408	Principal Clerk	Training and Scheduling of Deputy Marriage Commissioners	
8108	Senior Legal Process Clerk	Daily Oversight of Documents and Commissioners	

Please fill out the Salary and Benefits Amount per FTE column

Job Class	Job Class Title	Salary and Benefits Amount per FTE	Hours Worked	Hourly Rate	Salary and Benefits Amount
1823	Senior Administrative Analyst	\$195,593.00	520.0	\$94.04	\$48,898
1408	Principal Clerk	\$147,246.00	936.0	\$70.79	\$66,261
8108	Senior Legal Process Clerk	\$130,532.00	2600.0	\$62.76	\$163,165
Total:					\$278,324

Space Rental Equivalent

Please list and describe the costs of space/facility rental necessary to support the services provided. Add rows as necessary. Ensure that the 'Total' includes the sum of all rows with cost information.

Cost	Description
1	187,011 Building Costs: Rooms 160, 164, 166, 168, NLC, Rotunda
2	
3	
Total: \$187,011	

Materials and Supplies

Please list and describe the costs of space/facility rental necessary to support the services provided. Add rows as necessary. Ensure that the 'Total' includes the sum of all rows with cost information.

Cost	Description
1	3,500 Souvenir Certificates
2	1,025 Specialty Paper and Office Supplies
3	
Total: \$4,525	

Other Costs

Please list and describe the costs of space/facility rental necessary to support the services provided. Add rows as necessary. Ensure that the 'Total' includes the sum of all rows with cost information.

Cost	Description
1	14,095 Q-Less: Queuing System
2	3,625 Daysmart: Appointment System
3	20,029 Granicus: Operating System
4	18,723 Banking Fees
5	1,500 Parking Garage for Volunteer Support
6	850 Judicial Robe Care
7	1,500 Annual Meeting
8	1,750 Interpreter Services
Total: \$62,072	

Indirect Costs

Rate	Source
------	--------

17.3% Please provide supporting documentation for how Departmental overhead rate was derived.

Estimated Costs Worksheet FY 2025-26

Direct Costs

Labor and Benefits

Please use the worksheet below to list all job classes necessary to support the services provided. Add rows if necessary.
Please also provide a description of the work and the estimated hours for each job class required to perform each unit of service

Job Classes	Job Class Title	Description of Work	Hours per Unit of Service
1823	Senior Administrative Analyst	Oversee Service and Commissioner Program	
1408	Principal Clerk	Training and Scheduling of Deputy Marriage Commissioners	
8108	Senior Legal Process Clerk	Daily Oversight of Documents and Commissioners	

Please fill out the Salary and Benefits Amount per FTE column

Job Class	Job Class Title	Salary and Benefits Amount per FTE	Hours Worked	Hourly Rate	Salary and Benefits Amount
1823	Senior Administrative Analyst	\$202,729.00	520.0	\$97.47	\$50,682
1408	Principal Clerk	\$152,765.00	936.0	\$73.44	\$68,744
8108	Senior Legal Process Clerk	\$135,497.00	2600.0	\$65.14	\$169,371
Total:					\$288,798

Space Rental Equivalent

Please list and describe the costs of space/facility rental necessary to support the services provided. Add rows as necessary. Ensure that the 'Total' includes the sum of all rows with cost information.

Cost	Description
1	194,316 Building Costs: Rooms 160, 164, 166, 168, NLC, Rotunda
2	
3	
Total:	\$194,316

Materials and Supplies

Please list and describe the costs of space/facility rental necessary to support the services provided. Add rows as necessary. Ensure that the 'Total' includes the sum of all rows with cost information.

Cost	Description
1	3,675 Souvenir Certificates
2	1,076 Specialty Paper and Office Supplies
3	
Total:	\$4,751

Other Costs

Please list and describe the costs of space/facility rental necessary to support the services provided. Add rows as necessary. Ensure that the 'Total' includes the sum of all rows with cost information.

Cost	Description
1	14,799 Q-Less: Queuing System
2	3,806 DaySmart: Appointment System
3	21,031 Granicus: Operating System
4	19,659 Banking Fees
5	1,575 Parking Garage for Volunteer Support
6	893 Judicial Robe Care
7	1,575 Annual Meeting
8	1,838 Interpreter Services
Total:	\$61,763

Indirect Costs

Rate	Source
------	--------

17.32% Please provide supporting documentation for how Departmental overhead rate was derived.

Budget Form 2C: Fee Cost Recovery

PLEASE FILL OUT HIGHLIGHTED AREAS AND PROVIDE A DETAILED DESCRIPTION OF THE SERVICE

DEPARTMENT: ADM

Fee Name: Billiard Parlor - Annual License Renewal Fee

Department Providing Service:

Entertainment Commission

Fee Administrator:

Maggie Weiland

Code Authorization/

Proposed Fee Ordinance/File No:

Police Code Article 1 Sec 2.26

	Numeric Code	Title
PS Department of Proposed Revenue:	296646	ADM Entertainment Commissio
PS Fund of Proposed Revenue:	10010	GF Annual Authority Ctrl
PS Authority of Proposed Revenue:	16519	Entertainment Commission Fun
PS Project of Proposed Revenue:	10003087	Entertainment Comm Operator
PS Activity of Proposed Revenue:	1	Entertainment Comm Operator
PS Account of Proposed Revenue:	420299	Sundry Business Licenses

Proposed Fee (FY 2025-26):

\$ 276.00 (1)

Proposed Fee (FY 2024-25):

\$ 268.00 (2)

Current Fee (FY 2023-24):

\$ 225.00 (3)

Fee Status (New/Modified): Modified

Fee Status (New/Modified): Modified

Detailed Service Description:

Annual license fee for Billiard Parlor permit

Proposed Fee (FY 2025-26):	\$	276.00
Proposed Fee (FY 2024-25):	\$	268.00
Current Fee (FY 2023-24):	\$	225.00

FY 2025-26 Proposed Fee Increase/Decrease:	\$	8.00
FY 2025-26 % Proposed Fee Change from FY 2023-24 Fee:		2.99%
FY 2024-25 Proposed Fee Increase/Decrease:	\$	43.00
FY 2024-25 % Proposed Fee Change from Current Fee:		19.11%

Fee Prior to Current:	\$	213.00
Current Fee Increase/Decrease from Prior Fee:	\$	12.00

Fiscal Year of Prior Fee Change:	2022-23
% Current Fee Change from Prior Fee:	5.63%

FY2024-25

ESTIMATED REVENUE DERIVED FROM SERVICE			ESTIMATED COSTS TO PROVIDE SERVICE - USE WORKSHEET 24-25, BELOW			
			FY 2024-25			
A	Quantity Estimated (# of Units of Service Provided)	90	D	Direct Costs	Estimated Cost	% of Total
				Productive Labor & Benefits (0.75 of 2024-25 Salary & MFB)	\$ 4,995	10.76%
				Leave & Non-Productive Time (0.25 of FY 2024-25 Salary & MFB)	\$ 1,665	3.59%
				Space Rental Equivalent	\$ 25,360	54.63%
				Materials & Supplies	\$ 185	0.40%
				Other (Please Describe on Worksheet)	\$ 14,219	30.63%
B	Fee per Unit (Proposed)	\$ 268	E	Indirect Costs	Rate	
				Departmental Overhead	0.00%	\$ - 0.00%
				Central Services Overhead	0.00%	\$ - 0.00%
C	FY 2024-25 Revenue Budgeted (A x B)	\$ 24,120	F	FY 2024-25 Direct & Indirect Costs	\$ 46,424	100.00%
G	FY 2024-25 Revenue Recovery Rate (C/F):	51.96%				
H	Required Fee For 100% Cost Recovery (F/A)	\$ 515.82				
I	Over (+) or Under (-) 100% Cost Recovery (B-H)	(\$247.82)				
J	FY 2024-25 Estimated Revenue [(2) x A]:				\$ 24,120.00	
K	FY 2023-24 Estimated Revenue [(3) x A]:				\$ 20,250.00	
L	FY 2024-25 Estimated Revenue Increase/Decrease Based on Proposed Fee [J - K]:				\$ 3,870.00	

FY2025-26

ESTIMATED REVENUE DERIVED FROM SERVICE			ESTIMATED COSTS TO PROVIDE SERVICE - USE WORKSHEET 25-26, BELOW			
			FY 2025-26			
A	Quantity Estimated (# of Units of Service Provided)	90	D	Direct Costs	Estimated Cost	% of Total
				Productive Labor & Benefits (0.75 of 2025-26 Salary & MFB)	\$ 5,181	8.94%
				Leave & Non-Productive Time (0.25 of FY 2025-26 Salary & MFB)	\$ 1,727	2.98%
				Space Rental Equivalent	\$ 23,372	40.35%
				Materials & Supplies	\$ 185	0.32%
				Other (Please Describe on Worksheet)	\$ 27,455	59.14%
B	Fee per Unit (Proposed)	\$ 276	E	Indirect Costs	Rate	
				Departmental Overhead	0.00%	\$ - 0.00%
				Central Services Overhead	0.00%	\$ - 0.00%
C	FY 2025-26 Revenue Budgeted (A x B)	\$ 24,840	F	FY 2025-26 Direct & Indirect Costs	\$ 57,919	100.00%
G	FY 2025-26 Revenue Recovery Rate (C/F):	42.89%				
H	Required Fee For 100% Cost Recovery (F/A):	\$ 643.55				
I	Over (+) or Under (-) 100% Cost Recovery (B-H):	(\$367.55)				
J	FY 2025-26 Estimated Revenue [(1) x A]:				\$ 24,840.00	
K	FY 2024-25 Estimated Revenue [(2) x A]:				\$ 24,120.00	
L	FY 2025-26 Estimated Revenue Increase/Decrease Based on Proposed Fee [J - K]:				\$ 720.00	

Estimated Costs Worksheet FY 2024-25

Direct Costs

Labor and Benefits

Please use the worksheet below to list all job classes necessary to support the services provided. Add rows if necessary.
Please also provide a description of the work and the estimated hours for each job class required to perform each unit of service

Job Class	Job Class Title	Description of Work	Hours per Unit of Service
0922	Deputy Director	Oversee enforcement division of department	0.20
1842	Commission Secretary	Triage complaints	0.00
1840	Junior Management Assistant	Conduct site visits and complaint response	0.25
1842	Management Assistant	Education	0.15
1840	Junior Management Assistant	Conduct site visits and complaint response	0.25
0961	Dept Head I	Oversee department	0.15

Please fill out the Salary and Benefits Amount per FTE column

Job Class	Job Class Title	Salary and Benefits Amount per FTE	Hours Worked	Hourly Rate	Salary and Benefits Amount
0922	Deputy Director	\$229,642.00	18.0	\$110.40	\$1,987.29
1842	Commission Secretary	\$158,434.00	-	\$76.17	\$0.00
1840	Junior Management Assistant	\$79,217.00	22.5	\$38.09	\$856.91
1842	Management Assistant	\$178,878.00	13.5	\$86.00	\$1,160.99
1840	Junior Management Assistant	\$79,217.00	22.5	\$38.09	\$856.91
0961	Dept Head I	\$277,087.00	13.5	\$133.21	\$1,798.40
Total:					\$6,660.50

Space Rental Equivalent Cost

Please list and describe the costs of space/facility rental necessary to support the services provided. Add rows as necessary. Ensure that the 'Total' includes the sum of all rows with cost information.

Cost	Description
1 24,965.01	Rent for office space
2 394.52	OnBase electronic database used to store all permit file documents
3	

Total: \$25,359.53

Materials and Supplies Cost

Please list and describe the costs of space/facility rental necessary to support the services provided. Add rows as necessary. Ensure that the 'Total' includes the sum of all rows with cost information.

Cost	Description
1 184.93	Sound meter used to conduct sound measurements at permitted locations
2	
3	

Total: \$184.93

Other Costs Cost

Please list and describe the costs of space/facility rental necessary to support the services provided. Add rows as necessary. Ensure that the 'Total' includes the sum of all rows with cost information.

Cost	Description
1 4,512.33	City Attorney to provide counsel for permitted venues
2 4,315.07	ADM Central Services Overhead
3 5,391.25	SFGovTV hearing & summit broadcast

Total: \$14,218.64

Indirect Costs

Rate	Source
------	--------

0.0% Please provide supporting documentation for how Departmental overhead rate was derived.

Estimated Costs Worksheet FY 2025-26

Direct Costs

Labor and Benefits

Please use the worksheet below to list all job classes necessary to support the services provided. Add rows if necessary.
 Please also provide a description of the work and the estimated hours for each job class required to perform each unit of service

Job Classes	Job Class Title	Description of Work	Hours per Unit of Service
0922	Deputy Director	Oversee enforcement division of department	0.20
1842	Commission Secretary	Triage complaints	0.00
1840	Junior Management Assistant	Conduct site visits and complaint response	0.25
1842	Management Assistant	Education	0.15
1840	Junior Management Assistant	Conduct site visits and complaint response	0.25
0961	Dept Head I	Oversee department	0.15

Please fill out the Salary and Benefits Amount per FTE column

Job Class	Job Class Title	Salary and Benefits Amount per FTE	Hours Worked	Hourly Rate	Salary and Benefits Amount
0922	Deputy Director	\$238,130.00	18.00	\$114.49	\$2,060.74
1842	Commission Secretary	\$164,321.00	0.00	\$79.00	\$0.00
1840	Junior Management Assistant	\$82,161.00	22.50	\$39.50	\$888.76
1842	Management Assistant	\$185,441.00	13.50	\$89.15	\$1,203.58
1840	Junior Management Assistant	\$82,161.00	22.50	\$39.50	\$888.76
0961	Dept Head I	\$287,472.00	13.50	\$138.21	\$1,865.80
Total:					\$6,907.65

Space Rental Equivalent Cost

Please list and describe the costs of space/facility rental necessary to support the services provided. Add rows as necessary. Ensure that the 'Total' includes the sum of all rows with cost information.

Cost	Description
1 22,977.49	Rent for office space
2 394.52	OnBase electronic database used to store all permit file documents
3	

Total: \$23,372.01

Materials and Supplies Cost

Please list and describe the costs of space/facility rental necessary to support the services provided. Add rows as necessary. Ensure that the 'Total' includes the sum of all rows with cost information.

Cost	Description
1 184.93	Sound meter used to conduct sound measurements at permitted locations
2	
3	

Total: \$184.93

Other Costs Cost

Please list and describe the costs of space/facility rental necessary to support the services provided. Add rows as necessary. Ensure that the 'Total' includes the sum of all rows with cost information.

Cost	Description
1 17,748.49	City Attorney to provide counsel for permitted venues
2 4,315.07	ADM Central Services Overhead
3 5,391.25	SFGovTV hearing & summit broadcast

Total: \$27,454.81

Indirect Costs

Rate	Source
------	--------

Please provide supporting documentation for how Departmental overhead rate was derived.

Budget Form 2C: Fee Cost Recovery

PLEASE FILL OUT HIGHLIGHTED AREAS AND PROVIDE A DETAILED DESCRIPTION OF THE SERVICE

DEPARTMENT: ADM

Fee Name: Dance Hall Keeper - Annual License Renewal Fee

Department Providing Service:

Entertainment Commission

Fee Administrator:

Maggie Weiland

Code Authorization/

Proposed Fee Ordinance/File No:

Police Code Article 1 Sec 2.26

	Numeric Code	Title
PS Department of Proposed Revenue:	296646	ADM Entertainment Commissio
PS Fund of Proposed Revenue:	10010	GF Annual Authority Ctrl
PS Authority of Proposed Revenue:	16519	Entertainment Commission Fun
PS Project of Proposed Revenue:	10003087	Entertainment Comm Operator
PS Activity of Proposed Revenue:	1	Entertainment Comm Operator
PS Account of Proposed Revenue:	420299	Sundry Business Licenses

Proposed Fee (FY 2025-26):

\$ 779.00 (1)

Proposed Fee (FY 2024-25):

\$ 756.00 (2)

Current Fee (FY 2023-24):

\$ 634.00 (3)

Fee Status (New/Modified): Modified
 Fee Status (New/Modified): Modified

Detailed Service Description:

Annual license fee for Dance Hall Keeper permit

Proposed Fee (FY 2025-26):	\$ 779.00	FY 2025-26 Proposed Fee Increase/Decrease:	\$ 23.00
Proposed Fee (FY 2024-25):	\$ 756.00	FY 2025-26 % Proposed Fee Change from FY 2023-24 Fee:	3.04%
Current Fee (FY 2023-24):	\$ 634.00	FY 2024-25 Proposed Fee Increase/Decrease:	\$ 122.00
		FY 2024-25 % Proposed Fee Change from Current Fee:	19.24%

Fee Prior to Current:	\$ 601.00	Fiscal Year of Prior Fee Change:	2022-23
Current Fee Increase/Decrease from Prior Fee:	\$ 33.00	% Current Fee Change from Prior Fee:	5.49%

FY2024-25

ESTIMATED REVENUE DERIVED FROM SERVICE		ESTIMATED COSTS TO PROVIDE SERVICE - USE WORKSHEET 24-25, BELOW		
		FY 2024-25		
A	Quantity Estimated (# of Units of Service Provided)	D	Direct Costs	Estimated Cost % of Total
	5		Productive Labor & Benefits (0.75 of 2024-25 Salary & MFB)	\$ 1,545 36.19%
			Leave & Non-Productive Time (0.25 of FY 2024-25 Salary & MFB)	\$ 515 12.06%
			Space Rental Equivalent	\$ 1,409 33.00%
			Materials & Supplies	\$ 10 0.24%
			Other (Please Describe on Worksheet)	\$ 790 18.50%
B	Fee per Unit (Proposed)	E	Indirect Costs	Rate
	\$ 756		Departmental Overhead	0.00% \$ - 0.00%
			Central Services Overhead	0.00% \$ - 0.00%
C	FY 2024-25 Revenue Budgeted (A x B)	F	FY 2024-25 Direct & Indirect Costs	\$ 4,269 100.00%
	\$ 3,780			
G	FY 2024-25 Revenue Recovery Rate (C/F):			88.54%
H	Required Fee For 100% Cost Recovery (F/A):			\$ 853.88
I	Over (+) or Under (-) 100% Cost Recovery (B-H):			(\$97.88)
J	FY 2024-25 Estimated Revenue [(2) x A]:			\$ 3,780.00
K	FY 2023-24 Estimated Revenue [(3) x A]:			\$ 3,170.00
L	FY 2024-25 Estimated Revenue Increase/Decrease Based on Proposed Fee [J - K]:			\$ 610.00

FY2025-26

ESTIMATED REVENUE DERIVED FROM SERVICE		ESTIMATED COSTS TO PROVIDE SERVICE - USE WORKSHEET 25-26, BELOW		
		FY 2025-26		
A	Quantity Estimated (# of Units of Service Provided)	D	Direct Costs	Estimated Cost % of Total
	5		Productive Labor & Benefits (0.75 of 2025-26 Salary & MFB)	\$ 1,602 37.84%
			Leave & Non-Productive Time (0.25 of FY 2025-26 Salary & MFB)	\$ 534 12.61%
			Space Rental Equivalent	\$ 1,298 30.66%
			Materials & Supplies	\$ 10 0.24%
			Other (Please Describe on Worksheet)	\$ 790 18.50%
B	Fee per Unit (Proposed)	E	Indirect Costs	Rate
	\$ 779		Departmental Overhead	0.00% \$ - 0.00%
			Central Services Overhead	0.00% \$ - 0.00%
C	FY 2025-26 Revenue Budgeted (A x B)	F	FY 2025-26 Direct & Indirect Costs	\$ 4,235 100.00%
	\$ 3,895			
G	FY 2025-26 Revenue Recovery Rate (C/F):			91.97%
H	Required Fee For 100% Cost Recovery (F/A):			\$ 847.04
I	Over (+) or Under (-) 100% Cost Recovery (B-H):			(\$68.04)
J	FY 2025-26 Estimated Revenue [(1) x A]:			\$ 3,895.00
K	FY 2024-25 Estimated Revenue [(2) x A]:			\$ 3,780.00
L	FY 2025-26 Estimated Revenue Increase/Decrease Based on Proposed Fee [J - K]:			\$ 115.00

Estimated Costs Worksheet FY 2024-25

Direct Costs

Labor and Benefits

Please use the worksheet below to list all job classes necessary to support the services provided. Add rows if necessary.
Please also provide a description of the work and the estimated hours for each job class required to perform each unit of service

JobClasses	Job Class Title	Description of Work	Hours per Unit of Service
0922	Deputy Director	Oversee enforcement division of department	1.50
1842	Commission Secretary	Triage complaints	0.25
1840	Junior Management Assistant	Conduct site visits and complaint response	1.25
1842	Management Assistant	Education	1.15
1840	Junior Management Assistant	Conduct site visits and complaint response	1.25
0961	Dept Head I	Oversee department	0.25

Please fill out the Salary and Benefits Amount per FTE column

Job Class	Job Class Title	Salary and Benefits Amount per FTE	Hours Worked	Hourly Rate	Salary and Benefits Amount
0922	Deputy Director	\$229,642.00	7.50	\$110.40	\$828.04
1842	Commission Secretary	\$158,434.00	1.25	\$76.17	\$95.21
1840	Junior Management Assistant	\$79,217.00	6.25	\$38.09	\$238.03
1842	Management Assistant	\$178,878.00	5.75	\$86.00	\$494.49
1840	Junior Management Assistant	\$79,217.00	6.25	\$38.09	\$238.03
0961	Dept Head I	\$277,087.00	1.25	\$133.21	\$166.52
Total:					\$2,060.33

Space Rental Equivalent Cost

Please list and describe the costs of space/facility rental necessary to support the services provided. Add rows as necessary. Ensure that the 'Total' includes the sum of all rows with cost information.

Cost	Description
1 1,386.95	Rent for office space
2 21.92	OnBase electronic database used to store all permit file documents
3	

Total: \$1,408.86

Materials and Supplies Cost

Please list and describe the costs of space/facility rental necessary to support the services provided. Add rows as necessary. Ensure that the 'Total' includes the sum of all rows with cost information.

Cost	Description
1 10.27	Sound meter used to conduct sound measurements at permitted locations
2	
3	

Total: \$10.27

Other Costs Cost

Please list and describe the costs of space/facility rental necessary to support the services provided. Add rows as necessary. Ensure that the 'Total' includes the sum of all rows with cost information.

Cost	Description
1 250.68	City Attorney to provide counsel for permitted venues
2 239.73	ADM Central Services Overhead
3 299.51	SFGovTV hearing & summit broadcast

Total: \$789.92

Indirect Costs

Rate	Source
------	--------

Please provide supporting documentation for how Departmental overhead rate was derived.

Estimated Costs Worksheet FY 2025-26

Direct Costs

Labor and Benefits

Please use the worksheet below to list all job classes necessary to support the services provided. Add rows if necessary.
 Please also provide a description of the work and the estimated hours for each job class required to perform each unit of service

Job Classes	Job Class Title	Description of Work	Hours per Unit of Service
0922	Deputy Director	Oversee enforcement division of department	1.50
1842	Commission Secretary	Triage complaints	0.25
1840	Junior Management Assistant	Conduct site visits and complaint response	1.25
1842	Management Assistant	Education	1.15
1840	Junior Management Assistant	Conduct site visits and complaint response	1.25
0961	Dept Head I	Oversee department	0.25

Please fill out the Salary and Benefits Amount per FTE column

Job Class	Job Class Title	Salary and Benefits Amount per FTE	Hours Worked	Hourly Rate	Salary and Benefits Amount
0922	Deputy Director	\$238,130.00	7.50	\$114.49	\$858.64
1842	Commission Secretary	\$164,321.00	1.25	\$79.00	\$98.75
1840	Junior Management Assistant	\$82,161.00	6.25	\$39.50	\$246.88
1842	Management Assistant	\$185,441.00	5.75	\$89.15	\$512.64
1840	Junior Management Assistant	\$82,161.00	6.25	\$39.50	\$246.88
0961	Dept Head I	\$287,472.00	1.25	\$138.21	\$172.76
Total:					\$2,136.55

Space Rental Equivalent Cost

Please list and describe the costs of space/facility rental necessary to support the services provided. Add rows as necessary. Ensure that the 'Total' includes the sum of all rows with cost information.

Cost	Description
1 1,276.53	Rent for office space
2 21.92	OnBase electronic database used to store all permit file documents
3	

Total: \$1,298.45

Materials and Supplies Cost

Please list and describe the costs of space/facility rental necessary to support the services provided. Add rows as necessary. Ensure that the 'Total' includes the sum of all rows with cost information.

Cost	Description
1 10.27	Sound meter used to conduct sound measurements at permitted locations
2	
3	

Total: \$10.27

Other Costs Cost

Please list and describe the costs of space/facility rental necessary to support the services provided. Add rows as necessary. Ensure that the 'Total' includes the sum of all rows with cost information.

Cost	Description
1 250.68	City Attorney to provide counsel for permitted venues
2 239.73	ADM Central Services Overhead
3 299.51	SFGovTV hearing & summit broadcast

Total: \$789.92

Indirect Costs

Rate	Source
------	--------

Please provide supporting documentation for how Departmental overhead rate was derived.

Budget Form 2C: Fee Cost Recovery

PLEASE FILL OUT HIGHLIGHTED AREAS AND PROVIDE A DETAILED DESCRIPTION OF THE SERVICE

DEPARTMENT: ADM

Fee Name: Extended Hours Premises - Annual License Renewal Fee

Department Providing Service:

Entertainment Commission

Fee Administrator:

Maggie Weiland

Code Authorization/

Proposed Fee Ordinance/File No:

Police Code Article 1 Sec 2.26

	Numeric Code	Title
PS Department of Proposed Revenue:	296646	ADM Entertainment Commissio
PS Fund of Proposed Revenue:	10010	GF Annual Authority Ctrl
PS Authority of Proposed Revenue:	16519	Entertainment Commission Fun
PS Project of Proposed Revenue:	10003087	Entertainment Comm Operator
PS Activity of Proposed Revenue:	1	Entertainment Comm Operator
PS Account of Proposed Revenue:	420299	Sundry Business Licenses

Proposed Fee (FY 2025-26):

\$ 923.00 (1)

Proposed Fee (FY 2024-25):

\$ 896.00 (2)

Current Fee (FY 2023-24):

\$ 752.00 (3)

Fee Status (New/Modified): Modified
 Fee Status (New/Modified): Modified

Detailed Service Description:

Annual license fee for Extended Hours Premises permit

Proposed Fee (FY 2025-26):	\$ 923.00
Proposed Fee (FY 2024-25):	\$ 896.00
Current Fee (FY 2023-24):	\$ 752.00

FY 2025-26 Proposed Fee Increase/Decrease:	\$ 27.00
FY 2025-26 % Proposed Fee Change from FY 2023-24 Fee:	3.01%
FY 2024-25 Proposed Fee Increase/Decrease:	\$ 144.00
FY 2024-25 % Proposed Fee Change from Current Fee:	19.15%

Fee Prior to Current:	\$ 712.00
Current Fee Increase/Decrease from Prior Fee:	\$ 40.00

Fiscal Year of Prior Fee Change:	2022-23
% Current Fee Change from Prior Fee:	5.62%

FY2024-25

ESTIMATED REVENUE DERIVED FROM SERVICE		ESTIMATED COSTS TO PROVIDE SERVICE - USE WORKSHEET 24-25, BELOW		
		FY 2024-25		
A	Quantity Estimated (# of Units of Service Provided)	D	Direct Costs	Estimated Cost % of Total
	76		Productive Labor & Benefits (0.75 of 2024-25 Salary & MFB)	\$ 31,651 41.77%
			Leave & Non-Productive Time (0.25 of FY 2024-25 Salary & MFB)	\$ 10,550 13.92%
			Space Rental Equivalent	\$ 21,415 28.26%
			Materials & Supplies	\$ 156 0.21%
			Other (Please Describe on Worksheet)	\$ 12,007 15.84%
B	Fee per Unit (Proposed)	E	Indirect Costs	Rate
	\$ 896		Departmental Overhead	0.00% \$ - 0.00%
			Central Services Overhead	0.00% \$ - 0.00%
C	FY 2024-25 Revenue Budgeted (A x B)	F	FY 2024-25 Direct & Indirect Costs	\$ 75,779 100.00%
	\$ 68,096			
G	FY 2024-25 Revenue Recovery Rate (C/F):			\$ 68,096.00
	89.86%			
H	Required Fee For 100% Cost Recovery (F/A):			\$ 57,152.00
	\$ 997.10			
I	Over (+) or Under (-) 100% Cost Recovery (B-H):			\$ 10,944.00
	(\$101.10)			
J	FY 2024-25 Estimated Revenue [(2) x A]:			
K	FY 2023-24 Estimated Revenue [(3) x A]:			
L	FY 2024-25 Estimated Revenue Increase/Decrease Based on Proposed Fee [J - K]:			

FY2025-26

ESTIMATED REVENUE DERIVED FROM SERVICE		ESTIMATED COSTS TO PROVIDE SERVICE - USE WORKSHEET 25-26, BELOW		
		FY 2025-26		
A	Quantity Estimated (# of Units of Service Provided)	D	Direct Costs	Estimated Cost % of Total
	76		Productive Labor & Benefits (0.75 of 2025-26 Salary & MFB)	\$ 32,824 43.38%
			Leave & Non-Productive Time (0.25 of FY 2025-26 Salary & MFB)	\$ 10,941 14.46%
			Space Rental Equivalent	\$ 19,736 26.08%
			Materials & Supplies	\$ 156 0.21%
			Other (Please Describe on Worksheet)	\$ 12,007 15.84%
B	Fee per Unit (Proposed)	E	Indirect Costs	Rate
	\$ 923		Departmental Overhead	0.00% \$ - 0.00%
			Central Services Overhead	0.00% \$ - 0.00%
C	FY 2025-26 Revenue Budgeted (A x B)	F	FY 2025-26 Direct & Indirect Costs	\$ 75,665 100.00%
	\$ 70,148			
G	FY 2025-26 Revenue Recovery Rate (C/F):			\$ 70,148.00
	92.71%			
H	Required Fee For 100% Cost Recovery (F/A):			\$ 68,096.00
	\$ 995.59			
I	Over (+) or Under (-) 100% Cost Recovery (B-H):			\$ 2,052.00
	(\$72.59)			
J	FY 2025-26 Estimated Revenue [(1) x A]:			
K	FY 2024-25 Estimated Revenue [(2) x A]:			
L	FY 2025-26 Estimated Revenue Increase/Decrease Based on Proposed Fee [J - K]:			

Estimated Costs Worksheet FY 2024-25

Direct Costs

Labor and Benefits

Please use the worksheet below to list all job classes necessary to support the services provided. Add rows if necessary.
Please also provide a description of the work and the estimated hours for each job class required to perform each unit of service

JobClasses	Job Class Title	Description of Work	Hours per Unit of Service
0922	Deputy Director	Oversee enforcement division of department	1.75
1842	Commission Secretary	Triage complaints	0.25
1840	Junior Management Assistant	Conduct site visits and complaint response	2.50
1842	Management Assistant	Education	1.00
1840	Junior Management Assistant	Conduct site visits and complaint response	2.50
0961	Dept Head I	Oversee department	0.50

Please fill out the Salary and Benefits Amount per FTE column

Job Class	Job Class Title	Salary and Benefits Amount per FTE	Hours Worked	Hourly Rate	Salary and Benefits Amount
0922	Deputy Director	\$229,642.00	133.00	\$110.40	\$14,683.84
1842	Commission Secretary	\$158,434.00	19.00	\$76.17	\$1,447.23
1840	Junior Management Assistant	\$79,217.00	190.00	\$38.09	\$7,236.17
1842	Management Assistant	\$178,878.00	76.00	\$86.00	\$6,535.93
1840	Junior Management Assistant	\$79,217.00	190.00	\$38.09	\$7,236.17
0961	Dept Head I	\$277,087.00	38.00	\$133.21	\$5,062.17
Total:					\$42,201.50

Space Rental Equivalent Cost

Please list and describe the costs of space/facility rental necessary to support the services provided. Add rows as necessary. Ensure that the 'Total' includes the sum of all rows with cost information.

Cost	Description
1	21,081.57 Rent for office space
2	333.15 OnBase electronic database used to store all permit file documents
3	

Total: \$21,414.72

Materials and Supplies Cost

Please list and describe the costs of space/facility rental necessary to support the services provided. Add rows as necessary. Ensure that the 'Total' includes the sum of all rows with cost information.

Cost	Description
1	156.16 Sound meter used to conduct sound measurements at permitted locations
2	
3	

Total: \$156.16

Other Costs Cost

Please list and describe the costs of space/facility rental necessary to support the services provided. Add rows as necessary. Ensure that the 'Total' includes the sum of all rows with cost information.

Cost	Description
1	3,810.41 City Attorney to provide counsel for permitted venues
2	3,643.84 ADM Central Services Overhead
3	4,552.61 SFGovTV hearing and summit broadcast

Total: \$12,006.85

Indirect Costs

Rate	Source

Please provide supporting documentation for how Departmental overhead rate was derived.

Estimated Costs Worksheet FY 2025-26

Direct Costs

Labor and Benefits

Please use the worksheet below to list all job classes necessary to support the services provided. Add rows if necessary.
 Please also provide a description of the work and the estimated hours for each job class required to perform each unit of service

Job Classes	Job Class Title	Description of Work	Hours per Unit of Service
0922	Deputy Director	Oversee enforcement division of department	1.75
1842	Commission Secretary	Triage complaints	0.25
1840	Junior Management Assistant	Conduct site visits and complaint response	2.50
1842	Management Assistant	Education	1.00
1840	Junior Management Assistant	Conduct site visits and complaint response	2.50
0961	Dept Head I	Oversee department	0.50

Please fill out the Salary and Benefits Amount per FTE column

Job Class	Job Class Title	Salary and Benefits Amount per FTE	Hours Worked	Hourly Rate	Salary and Benefits Amount
0922	Deputy Director	\$238,130.00	133.00	\$114.49	\$15,226.58
1842	Commission Secretary	\$164,321.00	19.00	\$79.00	\$1,501.01
1840	Junior Management Assistant	\$82,161.00	190.00	\$39.50	\$7,505.09
1842	Management Assistant	\$185,441.00	76.00	\$89.15	\$6,775.73
1840	Junior Management Assistant	\$82,161.00	190.00	\$39.50	\$7,505.09
0961	Dept Head I	\$287,472.00	38.00	\$138.21	\$5,251.89
Total:					\$43,765.39

Space Rental Equivalent Please list and describe the costs of space/facility rental necessary to support the services provided. Add rows as necessary. Ensure that the 'Total' includes the sum of all rows with cost information.

Cost	Description
1 19,403.22	Rent for office space
2 333.15	OnBase electronic database used to store all permit file documents
3	
Total:	\$19,736.37

Materials and Supplies Please list and describe the costs of space/facility rental necessary to support the services provided. Add rows as necessary. Ensure that the 'Total' includes the sum of all rows with cost information.

Cost	Description
1 156.16	Sound meter used to conduct sound measurements at permitted locations
2	
3	
Total:	\$156.16

Other Costs Please list and describe the costs of space/facility rental necessary to support the services provided. Add rows as necessary. Ensure that the 'Total' includes the sum of all rows with cost information.

Cost	Description
1 3,810.41	City Attorney to provide counsel for permitted venues
2 3,643.84	ADM Central Services Overhead
3 4,552.61	SFGovTV hearing and summit broadcast
Total:	\$12,006.85

Indirect Costs

Rate	Source
------	--------

Please provide supporting documentation for how Departmental overhead rate was derived.

Budget Form 2C: Fee Cost Recovery

PLEASE FILL OUT HIGHLIGHTED AREAS AND PROVIDE A DETAILED DESCRIPTION OF THE SERVICE

DEPARTMENT: ADM

Fee Name: Fixed Place Outdoor Amplified Sound - Annual License Renewal Fee

Department Providing Service:

Entertainment Commission

Fee Administrator:

Maggie Weiland

Code Authorization/

Proposed Fee Ordinance/File No:

Police Code Article 1 Sec 2.26

	Numeric Code	Title
PS Department of Proposed Revenue:	296646	ADM Entertainment Commissio
PS Fund of Proposed Revenue:	10010	GF Annual Authority Ctrl
PS Authority of Proposed Revenue:	16519	Entertainment Commission Fun
PS Project of Proposed Revenue:	10003087	Entertainment Comm Operator
PS Activity of Proposed Revenue:	1	Entertainment Comm Operator
PS Account of Proposed Revenue:	420299	Sundry Business Licenses

Proposed Fee (FY 2025-26):

\$ 355.00 (1)

Proposed Fee (FY 2024-25):

\$ 345.00 (2)

Current Fee (FY 2023-24):

\$ 289.00 (3)

Fee Status (New/Modified): Modified
 Fee Status (New/Modified): Modified

Detailed Service Description:

Annual license fee for Fixed Place Amplified Sound permit

Proposed Fee (FY 2025-26):	\$ 355.00	FY 2025-26 Proposed Fee Increase/Decrease:	\$ 10.00
Proposed Fee (FY 2024-25):	\$ 345.00	FY 2025-26 % Proposed Fee Change from FY 2023-24 Fee:	2.90%
Current Fee (FY 2023-24):	\$ 289.00	FY 2024-25 Proposed Fee Increase/Decrease:	\$ 56.00
		FY 2024-25 % Proposed Fee Change from Current Fee:	19.38%

Fee Prior to Current:	\$ 274.00	Fiscal Year of Prior Fee Change:	2022-23
Current Fee Increase/Decrease from Prior Fee:	\$ 15.00	% Current Fee Change from Prior Fee:	5.47%

FY2024-25

ESTIMATED REVENUE DERIVED FROM SERVICE		ESTIMATED COSTS TO PROVIDE SERVICE - USE WORKSHEET 24-25, BELOW		
		FY 2024-25		
A	Quantity Estimated (# of Units of Service Provided)	D	Direct Costs	Estimated Cost % of Total
	10		Productive Labor & Benefits (0.75 of 2024-25 Salary & MFB)	\$ 2,257 30.39%
			Leave & Non-Productive Time (0.25 of FY 2024-25 Salary & MFB)	\$ 752 10.13%
			Space Rental Equivalent	\$ 2,818 37.94%
			Materials & Supplies	\$ 21 0.28%
			Other (Please Describe on Worksheet)	\$ 1,580 21.27%
B	Fee per Unit (Proposed)	E	Indirect Costs	Rate
	\$ 345		Departmental Overhead	0.00% \$ - 0.00%
			Central Services Overhead	0.00% \$ - 0.00%
C	FY 2024-25 Revenue Budgeted (A x B)	F	FY 2024-25 Direct & Indirect Costs	\$ 7,428 100.00%
	\$ 3,450			
G	FY 2024-25 Revenue Recovery Rate (C/F):			46.45%
H	Required Fee For 100% Cost Recovery (F/A)			\$ 742.78
I	Over (+) or Under (-) 100% Cost Recovery (B-H)			(\$397.78)
J	FY 2024-25 Estimated Revenue [(2) x A]:			\$ 3,450.00
K	FY 2023-24 Estimated Revenue [(3) x A]:			\$ 2,890.00
L	FY 2024-25 Estimated Revenue Increase/Decrease Based on Proposed Fee [J - K]:			\$ 560.00

FY2025-26

ESTIMATED REVENUE DERIVED FROM SERVICE		ESTIMATED COSTS TO PROVIDE SERVICE - USE WORKSHEET 25-26, BELOW		
		FY 2025-26		
A	Quantity Estimated (# of Units of Service Provided)	D	Direct Costs	Estimated Cost % of Total
	10		Productive Labor & Benefits (0.75 of 2025-26 Salary & MFB)	\$ 2,341 31.99%
			Leave & Non-Productive Time (0.25 of FY 2025-26 Salary & MFB)	\$ 780 10.66%
			Space Rental Equivalent	\$ 2,597 35.48%
			Materials & Supplies	\$ 21 0.28%
			Other (Please Describe on Worksheet)	\$ 1,580 21.27%
B	Fee per Unit (Proposed)	E	Indirect Costs	Rate
	\$ 355		Departmental Overhead	0.00% \$ - 0.00%
			Central Services Overhead	0.00% \$ - 0.00%
C	FY 2025-26 Revenue Budgeted (A x B)	F	FY 2025-26 Direct & Indirect Costs	\$ 7,318 100.00%
	\$ 3,550			
G	FY 2025-26 Revenue Recovery Rate (C/F):			48.51%
H	Required Fee For 100% Cost Recovery (F/A):			\$ 731.84
I	Over (+) or Under (-) 100% Cost Recovery (B-H):			(\$376.84)
J	FY 2025-26 Estimated Revenue [(1) x A]:			\$ 3,550.00
K	FY 2024-25 Estimated Revenue [(2) x A]:			\$ 3,450.00
L	FY 2025-26 Estimated Revenue Increase/Decrease Based on Proposed Fee [J - K]:			\$ 100.00

Estimated Costs Worksheet FY 2024-25

Direct Costs

Labor and Benefits

Please use the worksheet below to list all job classes necessary to support the services provided. Add rows if necessary.
Please also provide a description of the work and the estimated hours for each job class required to perform each unit of service

JobClasses	Job Class Title	Description of Work	Hours per Unit of Service
0922	Deputy Director	Oversee enforcement division of department	1.00
1842	Commission Secretary	Triage complaints	0.50
1840	Junior Management Assistant	Conduct site visits and complaint response	1.00
1842	Management Assistant	Education	0.50
1840	Junior Management Assistant	Conduct site visits and complaint response	1.00
0961	Dept Head I	Oversee department	0.25

Please fill out the Salary and Benefits Amount per FTE column

Job Class	Job Class Title	Salary and Benefits Amount per FTE	Hours Worked	Hourly Rate	Salary and Benefits Amount
0922	Deputy Director	\$229,642.00	10.00	\$110.40	\$1,104.05
1842	Commission Secretary	\$158,434.00	5.00	\$76.17	\$380.85
1840	Junior Management Assistant	\$79,217.00	10.00	\$38.09	\$380.85
1842	Management Assistant	\$178,878.00	5.00	\$86.00	\$430.00
1840	Junior Management Assistant	\$79,217.00	10.00	\$38.09	\$380.85
0961	Dept Head I	\$277,087.00	2.50	\$133.21	\$333.04
Total:					\$3,009.63

Space Rental Equivalent Cost

Please list and describe the costs of space/facility rental necessary to support the services provided. Add rows as necessary. Ensure that the 'Total' includes the sum of all rows with cost information.

Cost	Description
1 2,773.89	Rent for office space
2 43.84	OnBase electronic database used to store all permit file documents
3	

Total: \$2,817.73

Materials and Supplies Cost

Please list and describe the costs of space/facility rental necessary to support the services provided. Add rows as necessary. Ensure that the 'Total' includes the sum of all rows with cost information.

Cost	Description
1 20.55	Sound meter used to conduct sound measurements at permitted locations
2	
3	

Total: \$20.55

Other Costs Cost

Please list and describe the costs of space/facility rental necessary to support the services provided. Add rows as necessary. Ensure that the 'Total' includes the sum of all rows with cost information.

Cost	Description
1 501.37	City Attorney to provide counsel for permitted venues
2 479.45	ADM Central Services Overhead
3 599.03	SFGovTV hearing & summit broadcast

Total: \$1,579.85

Indirect Costs

Rate	Source
------	--------

Please provide supporting documentation for how Departmental overhead rate was derived.

Estimated Costs Worksheet FY 2025-26

Direct Costs

Labor and Benefits

Please use the worksheet below to list all job classes necessary to support the services provided. Add rows if necessary.
 Please also provide a description of the work and the estimated hours for each job class required to perform each unit of service

Job Classes	Job Class Title	Description of Work	Hours per Unit of Service
0922	Deputy Director	Oversee enforcement division of department	1.00
1842	Commission Secretary	Triage complaints	0.50
1840	Junior Management Assistant	Conduct site visits and complaint response	1.00
1842	Management Assistant	Education	0.50
1840	Junior Management Assistant	Conduct site visits and complaint response	1.00
0961	Dept Head I	Oversee department	0.25

Please fill out the Salary and Benefits Amount per FTE column

Job Class	Job Class Title	Salary and Benefits Amount per FTE	Hours Worked	Hourly Rate	Salary and Benefits Amount
0922	Deputy Director	\$238,130.00	10.00	\$114.49	\$1,144.86
1842	Commission Secretary	\$164,321.00	5.00	\$79.00	\$395.00
1840	Junior Management Assistant	\$82,161.00	10.00	\$39.50	\$395.00
1842	Management Assistant	\$185,441.00	5.00	\$89.15	\$445.77
1840	Junior Management Assistant	\$82,161.00	10.00	\$39.50	\$395.00
0961	Dept Head I	\$287,472.00	2.50	\$138.21	\$345.52
Total:					\$3,121.16

Space Rental Equivalent Cost

Please list and describe the costs of space/facility rental necessary to support the services provided. Add rows as necessary. Ensure that the 'Total' includes the sum of all rows with cost information.

Cost	Description
1 2,553.05	Rent for office space
2 43.84	OnBase electronic database used to store all permit file documents
3	

Total: \$2,596.89

Materials and Supplies Cost

Please list and describe the costs of space/facility rental necessary to support the services provided. Add rows as necessary. Ensure that the 'Total' includes the sum of all rows with cost information.

Cost	Description
1 20.55	Sound meter used to conduct sound measurements at permitted locations
2	
3	

Total: \$20.55

Other Costs Cost

Please list and describe the costs of space/facility rental necessary to support the services provided. Add rows as necessary. Ensure that the 'Total' includes the sum of all rows with cost information.

Cost	Description
1 501.37	City Attorney to provide counsel for permitted venues
2 479.45	ADM Central Services Overhead
3 599.03	SFGovTV hearing & summit broadcast

Total: \$1,579.85

Indirect Costs

Rate	Source
------	--------

Please provide supporting documentation for how Departmental overhead rate was derived.

Budget Form 2C: Fee Cost Recovery

PLEASE FILL OUT HIGHLIGHTED AREAS AND PROVIDE A DETAILED DESCRIPTION OF THE SERVICE

DEPARTMENT: ADM

Fee Name: Limited Live Performance - Annual License Renewal Fee

Department Providing Service:

Entertainment Commission

Fee Administrator:

Maggie Weiland

Code Authorization/

Proposed Fee Ordinance/File No:

Police Code Article 1 Sec 2.26

	Numeric Code	Title
PS Department of Proposed Revenue:	296646	ADM Entertainment Commissio
PS Fund of Proposed Revenue:	10010	GF Annual Authority Ctrl
PS Authority of Proposed Revenue:	16519	Entertainment Commission Fun
PS Project of Proposed Revenue:	10003087	Entertainment Comm Operator
PS Activity of Proposed Revenue:	1	Entertainment Comm Operator
PS Account of Proposed Revenue:	420299	Sundry Business Licenses

Proposed Fee (FY 2025-26):

\$ 273.00 (1)

Proposed Fee (FY 2024-25):

\$ 265.00 (2)

Current Fee (FY 2023-24):

\$ 222.00 (3)

Fee Status (New/Modified): Modified
 Fee Status (New/Modified): Modified

Detailed Service Description:

Annual license fee for Limited Live Performance permit

Proposed Fee (FY 2025-26):	\$ 273.00
Proposed Fee (FY 2024-25):	\$ 265.00
Current Fee (FY 2023-24):	\$ 222.00

FY 2025-26 Proposed Fee Increase/Decrease:	\$ 8.00
FY 2025-26 % Proposed Fee Change from FY 2023-24 Fee:	3.02%
FY 2024-25 Proposed Fee Increase/Decrease:	\$ 43.00
FY 2024-25 % Proposed Fee Change from Current Fee:	19.37%

Fee Prior to Current:	\$ 211.00
Current Fee Increase/Decrease from Prior Fee:	\$ 11.00

Fiscal Year of Prior Fee Change:	2022-23
% Current Fee Change from Prior Fee:	5.21%

FY2024-25

ESTIMATED REVENUE DERIVED FROM SERVICE		ESTIMATED COSTS TO PROVIDE SERVICE - USE WORKSHEET 24-25, BELOW		
		FY 2024-25		
A	Quantity Estimated (# of Units of Service Provided)	D	Direct Costs	Estimated Cost % of Total
	187		Productive Labor & Benefits (0.75 of 2024-25 Salary & MFB)	\$ 41,195 29.95%
			Leave & Non-Productive Time (0.25 of FY 2024-25 Salary & MFB)	\$ 13,732 9.98%
			Space Rental Equivalent	\$ 52,691 38.31%
			Materials & Supplies	\$ 384 0.28%
			Other (Please Describe on Worksheet)	\$ 29,543 21.48%
B	Fee per Unit (Proposed)	E	Indirect Costs	Rate
	\$ 265		Departmental Overhead	0.00% \$ - 0.00%
			Central Services Overhead	0.00% \$ - 0.00%
C	FY 2024-25 Revenue Budgeted (A x B)	F	FY 2024-25 Direct & Indirect Costs	\$ 137,545 100.00%
	\$ 49,555			
G	FY 2024-25 Revenue Recovery Rate (C/F):			\$ 49,555.00
	36.03%			\$ 41,514.00
H	Required Fee For 100% Cost Recovery (F/A):			\$ 8,041.00
	\$ 735.54			
I	Over (+) or Under (-) 100% Cost Recovery (B-H):			
	(\$470.54)			
J	FY 2024-25 Estimated Revenue [(2) x A]:			
K	FY 2023-24 Estimated Revenue [(3) x A]:			
L	FY 2024-25 Estimated Revenue Increase/Decrease Based on Proposed Fee [J - K]:			

FY2025-26

ESTIMATED REVENUE DERIVED FROM SERVICE		ESTIMATED COSTS TO PROVIDE SERVICE - USE WORKSHEET 25-26, BELOW		
		FY 2025-26		
A	Quantity Estimated (# of Units of Service Provided)	D	Direct Costs	Estimated Cost % of Total
	187		Productive Labor & Benefits (0.75 of 2025-26 Salary & MFB)	\$ 42,724 31.54%
			Leave & Non-Productive Time (0.25 of FY 2025-26 Salary & MFB)	\$ 14,241 10.51%
			Space Rental Equivalent	\$ 48,562 35.85%
			Materials & Supplies	\$ 384 0.28%
			Other (Please Describe on Worksheet)	\$ 29,543 21.48%
B	Fee per Unit (Proposed)	E	Indirect Costs	Rate
	\$ 273		Departmental Overhead	0.00% \$ - 0.00%
			Central Services Overhead	0.00% \$ - 0.00%
C	FY 2025-26 Revenue Budgeted (A x B)	F	FY 2025-26 Direct & Indirect Costs	\$ 135,455 100.00%
	\$ 51,051			
G	FY 2025-26 Revenue Recovery Rate (C/F):			\$ 51,051.00
	37.69%			\$ 49,555.00
H	Required Fee For 100% Cost Recovery (F/A):			\$ 1,496.00
	\$ 724.36			
I	Over (+) or Under (-) 100% Cost Recovery (B-H):			
	(\$451.36)			
J	FY 2025-26 Estimated Revenue [(1) x A]:			
K	FY 2024-25 Estimated Revenue [(2) x A]:			
L	FY 2025-26 Estimated Revenue Increase/Decrease Based on Proposed Fee [J - K]:			

Estimated Costs Worksheet FY 2024-25

Direct Costs

Labor and Benefits

Please use the worksheet below to list all job classes necessary to support the services provided. Add rows if necessary.
 Please also provide a description of the work and the estimated hours for each job class required to perform each unit of service

JobClasses	Job Class Title	Description of Work	Hours per Unit of Service
0922	Deputy Director	Oversee enforcement division of department	1.00
1842	Commission Secretary	Triage complaints	0.25
1840	Junior Management Assistant	Conduct site visits and complaint response	1.00
1842	Management Assistant	Education	0.25
1840	Junior Management Assistant	Conduct site visits and complaint response	1.00
0961	Dept Head I	Oversee department	0.50

Please fill out the Salary and Benefits Amount per FTE column

Job Class	Job Class Title	Salary and Benefits Amount per FTE	Hours Worked	Hourly Rate	Salary and Benefits Amount
0922	Deputy Director	\$229,642.00	187.00	\$110.40	\$20,645.70
1842	Commission Secretary	\$158,434.00	46.75	\$76.17	\$3,560.96
1840	Junior Management Assistant	\$79,217.00	187.00	\$38.09	\$7,121.91
1842	Management Assistant	\$178,878.00	46.75	\$86.00	\$4,020.46
1840	Junior Management Assistant	\$79,217.00	187.00	\$38.09	\$7,121.91
0961	Dept Head I	\$277,087.00	93.50	\$133.21	\$12,455.59
Total:					\$54,926.53

Space Rental Equivalent Cost

Please list and describe the costs of space/facility rental necessary to support the services provided. Add rows as necessary. Ensure that the 'Total' includes the sum of all rows with cost information.

Cost	Description
1 51,871.75	Rent for office space
2 819.73	OnBase electronic database used to store all permit file documents
3	

Total: \$52,691.48

Materials and Supplies Cost

Please list and describe the costs of space/facility rental necessary to support the services provided. Add rows as necessary. Ensure that the 'Total' includes the sum of all rows with cost information.

Cost	Description
1 384.25	Sound meter used to conduct sound measurements at permitted locations
2	
3	

Total: \$384.25

Other Costs Cost

Please list and describe the costs of space/facility rental necessary to support the services provided. Add rows as necessary. Ensure that the 'Total' includes the sum of all rows with cost information.

Cost	Description
1 9,375.62	City Attorney to provide counsel for permitted venues
2 8,965.75	ADM Central Services Overhead
3 11,201.81	SFGovTV hearing & summit broadcast

Total: \$29,543.18

Indirect Costs

Rate	Source
------	--------

Please provide supporting documentation for how Departmental overhead rate was derived.

Estimated Costs Worksheet FY 2025-26

Direct Costs

Labor and Benefits

Please use the worksheet below to list all job classes necessary to support the services provided. Add rows if necessary.
 Please also provide a description of the work and the estimated hours for each job class required to perform each unit of service

Job Classes	Job Class Title	Description of Work	Hours per Unit of Service
0922	Deputy Director	Oversee enforcement division of department	1.00
1842	Commission Secretary	Triage complaints	0.25
1840	Junior Management Assistant	Conduct site visits and complaint response	1.00
1842	Management Assistant	Education	0.25
1840	Junior Management Assistant	Conduct site visits and complaint response	1.00
0961	Dept Head I	Oversee department	0.50

Please fill out the Salary and Benefits Amount per FTE column

Job Class	Job Class Title	Salary and Benefits Amount per FTE	Hours Worked	Hourly Rate	Salary and Benefits Amount
0922	Deputy Director	\$238,130.00	187.00	\$114.49	\$21,408.80
1842	Commission Secretary	\$164,321.00	46.75	\$79.00	\$3,693.27
1840	Junior Management Assistant	\$82,161.00	187.00	\$39.50	\$7,386.59
1842	Management Assistant	\$185,441.00	46.75	\$89.15	\$4,167.96
1840	Junior Management Assistant	\$82,161.00	187.00	\$39.50	\$7,386.59
0961	Dept Head I	\$287,472.00	93.50	\$138.21	\$12,922.42
Total:					\$56,965.64

Space Rental Equivalent

Please list and describe the costs of space/facility rental necessary to support the services provided. Add rows as necessary. Ensure that the 'Total' includes the sum of all rows with cost information.

Cost	Description
1 47,742.12	Rent for office space
2 819.73	OnBase electronic database used to store all permit file documents
3	
Total:	\$48,561.85

Materials and Supplies

Please list and describe the costs of space/facility rental necessary to support the services provided. Add rows as necessary. Ensure that the 'Total' includes the sum of all rows with cost information.

Cost	Description
1 384.25	Sound meter used to conduct sound measurements at permitted locations
2	
3	
Total:	\$384.25

Other Costs

Please list and describe the costs of space/facility rental necessary to support the services provided. Add rows as necessary. Ensure that the 'Total' includes the sum of all rows with cost information.

Cost	Description
1 9,375.62	City Attorney to provide counsel for permitted venues
2 8,965.75	ADM Central Services Overhead
3 11,201.81	SFGovTV hearing & summit broadcast
Total:	\$29,543.18

Indirect Costs

Rate	Source
------	--------

Please provide supporting documentation for how Departmental overhead rate was derived.

Budget Form 2C: Fee Cost Recovery

PLEASE FILL OUT HIGHLIGHTED AREAS AND PROVIDE A DETAILED DESCRIPTION OF THE SERVICE

DEPARTMENT: ADM

Fee Name: Mechanical Amusement Device - Annual License Renewal Fee

Department Providing Service:

Entertainment Commission

Fee Administrator:

Maggie Weiland

Code Authorization/

Proposed Fee Ordinance/File No:

Police Code Article 1 Sec 2.26

	Numeric Code	Title
PS Department of Proposed Revenue:	296646	ADM Entertainment Commissio
PS Fund of Proposed Revenue:	10010	GF Annual Authority Ctrl
PS Authority of Proposed Revenue:	16519	Entertainment Commission Fun
PS Project of Proposed Revenue:	10003087	Entertainment Comm Operator
PS Activity of Proposed Revenue:	1	Entertainment Comm Operator
PS Account of Proposed Revenue:	420299	Sundry Business Licenses

Proposed Fee (FY 2025-26):

\$ 524.00 (1)

Proposed Fee (FY 2024-25):

\$ 508.00 (2)

Current Fee (FY 2023-24):

\$ 426.00 (3)

Fee Status (New/Modified): Modified
 Fee Status (New/Modified): Modified

Detailed Service Description:

Annual license fee for Mechanical Amusement Device permit

Proposed Fee (FY 2025-26):	\$ 524.00	FY 2025-26 Proposed Fee Increase/Decrease:	\$ 16.00
Proposed Fee (FY 2024-25):	\$ 508.00	FY 2025-26 % Proposed Fee Change from FY 2023-24 Fee:	3.15%
Current Fee (FY 2023-24):	\$ 426.00	FY 2024-25 Proposed Fee Increase/Decrease:	\$ 82.00
		FY 2024-25 % Proposed Fee Change from Current Fee:	19.25%

Fee Prior to Current:	\$ 404.00	Fiscal Year of Prior Fee Change:	2022-23
Current Fee Increase/Decrease from Prior Fee:	\$ 22.00	% Current Fee Change from Prior Fee:	5.45%

FY2024-25

ESTIMATED REVENUE DERIVED FROM SERVICE		ESTIMATED COSTS TO PROVIDE SERVICE - USE WORKSHEET 24-25, BELOW		
		FY 2024-25		
A	Quantity Estimated (# of Units of Service Provided)	D	Direct Costs	Estimated Cost % of Total
	57		Productive Labor & Benefits (0.75 of 2024-25 Salary & MFB)	\$ 5,394 16.66%
			Leave & Non-Productive Time (0.25 of FY 2024-25 Salary & MFB)	\$ 1,798 5.55%
			Space Rental Equivalent	\$ 16,061 49.61%
			Materials & Supplies	\$ 117 0.36%
			Other (Please Describe on Worksheet)	\$ 9,005 27.82%
B	Fee per Unit (Proposed)	E	Indirect Costs	Rate
	\$ 508		Departmental Overhead	0.00% \$ - 0.00%
			Central Services Overhead	0.00% \$ - 0.00%
C	FY 2024-25 Revenue Budgeted (A x B)	F	FY 2024-25 Direct & Indirect Costs	\$ 32,375 100.00%
	\$ 28,956			
G	FY 2024-25 Revenue Recovery Rate (C/F):			\$ 28,956.00
	89.44%			\$ 24,282.00
H	Required Fee For 100% Cost Recovery (F/A):			\$ 4,674.00
	\$ 567.98			
I	Over (+) or Under (-) 100% Cost Recovery (B-H):			
	(\$59.98)			
J	FY 2024-25 Estimated Revenue [(2) x A]:			
K	FY 2023-24 Estimated Revenue [(3) x A]:			
L	FY 2024-25 Estimated Revenue Increase/Decrease Based on Proposed Fee [J - K]:			

FY2025-26

ESTIMATED REVENUE DERIVED FROM SERVICE		ESTIMATED COSTS TO PROVIDE SERVICE - USE WORKSHEET 25-26, BELOW		
		FY 2025-26		
A	Quantity Estimated (# of Units of Service Provided)	D	Direct Costs	Estimated Cost % of Total
	57		Productive Labor & Benefits (0.75 of 2025-26 Salary & MFB)	\$ 5,594 17.82%
			Leave & Non-Productive Time (0.25 of FY 2025-26 Salary & MFB)	\$ 1,865 5.94%
			Space Rental Equivalent	\$ 14,802 47.17%
			Materials & Supplies	\$ 117 0.37%
			Other (Please Describe on Worksheet)	\$ 9,005 27.82%
B	Fee per Unit (Proposed)	E	Indirect Costs	Rate
	\$ 524		Departmental Overhead	0.00% \$ - 0.00%
			Central Services Overhead	0.00% \$ - 0.00%
C	FY 2025-26 Revenue Budgeted (A x B)	F	FY 2025-26 Direct & Indirect Costs	\$ 31,383 100.00%
	\$ 29,868			
G	FY 2025-26 Revenue Recovery Rate (C/F):			\$ 29,868.00
	95.17%			\$ 28,956.00
H	Required Fee For 100% Cost Recovery (F/A):			\$ 912.00
	\$ 550.58			
I	Over (+) or Under (-) 100% Cost Recovery (B-H):			
	(\$26.58)			
J	FY 2025-26 Estimated Revenue [(1) x A]:			
K	FY 2024-25 Estimated Revenue [(2) x A]:			
L	FY 2025-26 Estimated Revenue Increase/Decrease Based on Proposed Fee [J - K]:			

Estimated Costs Worksheet FY 2024-25

Direct Costs

Labor and Benefits

Please use the worksheet below to list all job classes necessary to support the services provided. Add rows if necessary.
Please also provide a description of the work and the estimated hours for each job class required to perform each unit of service

JobClasses	Job Class Title	Description of Work	Hours per Unit of Service
0922	Deputy Director	Oversee enforcement division of department	0.50
1842	Commission Secretary	Triage complaints	0.00
1840	Junior Management Assistant	Conduct site visits and complaint response	0.50
1842	Management Assistant	Education	0.15
1840	Junior Management Assistant	Conduct site visits and complaint response	0.50
0961	Dept Head I	Oversee department	0.15

Please fill out the Salary and Benefits Amount per FTE column

Job Class	Job Class Title	Salary and Benefits Amount per FTE	Hours Worked	Hourly Rate	Salary and Benefits Amount
0922	Deputy Director	\$229,642.00	28.50	\$110.40	\$3,146.54
1842	Commission Secretary	\$158,434.00	0.00	\$76.17	\$0.00
1840	Junior Management Assistant	\$79,217.00	28.50	\$38.09	\$1,085.43
1842	Management Assistant	\$178,878.00	8.55	\$86.00	\$735.29
1840	Junior Management Assistant	\$79,217.00	28.50	\$38.09	\$1,085.43
0961	Dept Head I	\$277,087.00	8.55	\$133.21	\$1,138.99
Total:					\$7,191.67

Space Rental Equivalent Cost

Please list and describe the costs of space/facility rental necessary to support the services provided. Add rows as necessary. Ensure that the 'Total' includes the sum of all rows with cost information.

Cost	Description
1 15,811.18	Rent for office space
2 249.86	OnBase electronic database used to store all permit file documents
3	

Total: \$16,061.04

Materials and Supplies Cost

Please list and describe the costs of space/facility rental necessary to support the services provided. Add rows as necessary. Ensure that the 'Total' includes the sum of all rows with cost information.

Cost	Description
1 117.12	Sound meter used to conduct sound measurements at permitted locations
2	
3	

Total: \$117.12

Other Costs Cost

Please list and describe the costs of space/facility rental necessary to support the services provided. Add rows as necessary. Ensure that the 'Total' includes the sum of all rows with cost information.

Cost	Description
1 2,857.81	City Attorney to provide counsel for permitted venues
2 2,732.88	ADM Central Services Overhead
3 3,414.46	SFGovTV for hearing & summit broadcast

Total: \$9,005.14

Indirect Costs

Rate	Source
------	--------

Please provide supporting documentation for how Departmental overhead rate was derived.

Estimated Costs Worksheet FY 2025-26

Direct Costs

Labor and Benefits

Please use the worksheet below to list all job classes necessary to support the services provided. Add rows if necessary.
 Please also provide a description of the work and the estimated hours for each job class required to perform each unit of service

Job Class	Job Class Title	Description of Work	Hours per Unit of Service
0922	Deputy Director	Oversee enforcement division of department	0.50
1842	Commission Secretary	Triage complaints	0.00
1840	Junior Management Assistant	Conduct site visits and complaint response	0.50
1842	Management Assistant	Education	0.15
1840	Junior Management Assistant	Conduct site visits and complaint response	0.50
0961	Dept Head I	Oversee department	0.15

Please fill out the Salary and Benefits Amount per FTE column

Job Class	Job Class Title	Salary and Benefits Amount per FTE	Hours Worked	Hourly Rate	Salary and Benefits Amount
0922	Deputy Director	\$238,130.00	28.50	\$114.49	\$3,262.84
1842	Commission Secretary	\$164,321.00	0.00	\$79.00	\$0.00
1840	Junior Management Assistant	\$82,161.00	28.50	\$39.50	\$1,125.76
1842	Management Assistant	\$185,441.00	8.55	\$89.15	\$762.27
1840	Junior Management Assistant	\$82,161.00	28.50	\$39.50	\$1,125.76
0961	Dept Head I	\$287,472.00	8.55	\$138.21	\$1,181.68
Total:					\$7,458.31

Space Rental Equivalent Cost

Please list and describe the costs of space/facility rental necessary to support the services provided. Add rows as necessary. Ensure that the 'Total' includes the sum of all rows with cost information.

Cost	Description
1 14,552.41	Rent for office space
2 249.86	OnBase electronic database used to store all permit file documents
3	

Total: \$14,802.28

Materials and Supplies Cost

Please list and describe the costs of space/facility rental necessary to support the services provided. Add rows as necessary. Ensure that the 'Total' includes the sum of all rows with cost information.

Cost	Description
1 117.12	Sound meter used to conduct sound measurements at permitted locations
2	
3	

Total: \$117.12

Other Costs Cost

Please list and describe the costs of space/facility rental necessary to support the services provided. Add rows as necessary. Ensure that the 'Total' includes the sum of all rows with cost information.

Cost	Description
1 2,857.81	City Attorney to provide counsel for permitted venues
2 2,732.88	ADM Central Services Overhead
3 3,414.46	SFGovTV for hearing & summit broadcast

Total: \$9,005.14

Indirect Costs

Rate	Source
------	--------

Please provide supporting documentation for how Departmental overhead rate was derived.

Budget Form 2C: Fee Cost Recovery

PLEASE FILL OUT HIGHLIGHTED AREAS AND PROVIDE A DETAILED DESCRIPTION OF THE SERVICE

DEPARTMENT: ADM

Fee Name: Place of Entertainment - Annual License Renewal Fee

Department Providing Service:

Entertainment Commission

Fee Administrator:

Maggie Weiland

Code Authorization/

Proposed Fee Ordinance/File No:

Police Code Article 1 Sec 2.26

	Numeric Code	Title
PS Department of Proposed Revenue:	296646	ADM Entertainment Commissio
PS Fund of Proposed Revenue:	10010	GF Annual Authority Ctrl
PS Authority of Proposed Revenue:	16519	Entertainment Commission Fun
PS Project of Proposed Revenue:	10003087	Entertainment Comm Operator
PS Activity of Proposed Revenue:	1	Entertainment Comm Operator
PS Account of Proposed Revenue:	420299	Sundry Business Licenses

Proposed Fee (FY 2025-26):

\$ 889.00 (1)

Proposed Fee (FY 2024-25):

\$ 863.00 (2)

Current Fee (FY 2023-24):

\$ 724.00 (3)

Fee Status (New/Modified): Modified

Fee Status (New/Modified): Modified

Detailed Service Description:

Annual license fee for Place of Entertainment permit

Proposed Fee (FY 2025-26):	\$ 889.00
Proposed Fee (FY 2024-25):	\$ 863.00
Current Fee (FY 2023-24):	\$ 724.00

FY 2025-26 Proposed Fee Increase/Decrease:	\$ 26.00
FY 2025-26 % Proposed Fee Change from FY 2023-24 Fee:	3.01%
FY 2024-25 Proposed Fee Increase/Decrease:	\$ 139.00
FY 2024-25 % Proposed Fee Change from Current Fee:	19.20%

Fee Prior to Current:	\$ 685.00
Current Fee Increase/Decrease from Prior Fee:	\$ 39.00

Fiscal Year of Prior Fee Change:	2022-23
% Current Fee Change from Prior Fee:	5.69%

FY2024-25

ESTIMATED REVENUE DERIVED FROM SERVICE		ESTIMATED COSTS TO PROVIDE SERVICE - USE WORKSHEET 24-25, BELOW		
		FY 2024-25		
A	Quantity Estimated (# of Units of Service Provided)	D	Direct Costs	Estimated Cost % of Total
	305		Productive Labor & Benefits (0.75 of 2024-25 Salary & MFB)	\$ 121,447 40.94%
			Leave & Non-Productive Time (0.25 of FY 2024-25 Salary & MFB)	\$ 40,482 13.65%
			Space Rental Equivalent	\$ 85,941 28.97%
			Materials & Supplies	\$ 627 0.21%
			Other (Please Describe on Worksheet)	\$ 48,185 16.24%
B	Fee per Unit (Proposed)	E	Indirect Costs	Rate
	\$ 863		Departmental Overhead	0.00% \$ - 0.00%
			Central Services Overhead	0.00% \$ - 0.00%
C	FY 2024-25 Revenue Budgeted (A x B)	F	FY 2024-25 Direct & Indirect Costs	\$ 296,682 100.00%
	\$ 263,215			
G	FY 2024-25 Revenue Recovery Rate (C/F):			88.72%
H	Required Fee For 100% Cost Recovery (F/A):			\$ 972.73
I	Over (+) or Under (-) 100% Cost Recovery (B-H):			(\$109.73)
J	FY 2024-25 Estimated Revenue [(2) x A]:			\$ 263,215.00
K	FY 2023-24 Estimated Revenue [(3) x A]:			\$ 220,820.00
L	FY 2024-25 Estimated Revenue Increase/Decrease Based on Proposed Fee [J - K]:			\$ 42,395.00

FY2025-26

ESTIMATED REVENUE DERIVED FROM SERVICE		ESTIMATED COSTS TO PROVIDE SERVICE - USE WORKSHEET 25-26, BELOW		
		FY 2025-26		
A	Quantity Estimated (# of Units of Service Provided)	D	Direct Costs	Estimated Cost % of Total
	305		Productive Labor & Benefits (0.75 of 2025-26 Salary & MFB)	\$ 125,948 42.56%
			Leave & Non-Productive Time (0.25 of FY 2025-26 Salary & MFB)	\$ 41,983 14.19%
			Space Rental Equivalent	\$ 79,205 26.76%
			Materials & Supplies	\$ 627 0.21%
			Other (Please Describe on Worksheet)	\$ 48,185 16.24%
B	Fee per Unit (Proposed)	E	Indirect Costs	Rate
	\$ 889		Departmental Overhead	0.00% \$ - 0.00%
			Central Services Overhead	0.00% \$ - 0.00%
C	FY 2025-26 Revenue Budgeted (A x B)	F	FY 2025-26 Direct & Indirect Costs	\$ 295,948 100.00%
	\$ 271,145			
G	FY 2025-26 Revenue Recovery Rate (C/F):			91.62%
H	Required Fee For 100% Cost Recovery (F/A):			\$ 970.32
I	Over (+) or Under (-) 100% Cost Recovery (B-H):			(\$81.32)
J	FY 2025-26 Estimated Revenue [(1) x A]:			\$ 271,145.00
K	FY 2024-25 Estimated Revenue [(2) x A]:			\$ 263,215.00
L	FY 2025-26 Estimated Revenue Increase/Decrease Based on Proposed Fee [J - K]:			\$ 7,930.00

Estimated Costs Worksheet FY 2024-25

Direct Costs

Labor and Benefits

Please use the worksheet below to list all job classes necessary to support the services provided. Add rows if necessary.
 Please also provide a description of the work and the estimated hours for each job class required to perform each unit of service

JobClasses	Job Class Title	Description of Work	Hours per Unit of Service
0922	Deputy Director	Oversee enforcement division of department	2.00
1842	Commission Secretary	Triage complaints	0.35
1840	Junior Management Assistant	Conduct site visits and complaint response	2.00
1842	Management Assistant	Education	0.75
1840	Junior Management Assistant	Conduct site visits and complaint response	2.00
0961	Dept Head I	Oversee department	0.50

Please fill out the Salary and Benefits Amount per FTE column

Job Class	Job Class Title	Salary and Benefits Amount per FTE	Hours Worked	Hourly Rate	Salary and Benefits Amount
0922	Deputy Director	\$229,642.00	610.00	\$110.40	\$67,346.93
1842	Commission Secretary	\$158,434.00	106.75	\$76.17	\$8,131.17
1840	Junior Management Assistant	\$79,217.00	610.00	\$38.09	\$23,231.91
1842	Management Assistant	\$178,878.00	228.75	\$86.00	\$19,672.28
1840	Junior Management Assistant	\$79,217.00	610.00	\$38.09	\$23,231.91
0961	Dept Head I	\$277,087.00	152.50	\$133.21	\$20,315.27
Total:					\$161,929.47

Space Rental Equivalent Cost

Please list and describe the costs of space/facility rental necessary to support the services provided. Add rows as necessary. Ensure that the 'Total' includes the sum of all rows with cost information.

Cost	Description
1 84,603.66	Rent for office space
2 1,336.99	OnBase electronic database used to store all permit file documents
3	

Total: \$85,940.64

Materials and Supplies Cost

Please list and describe the costs of space/facility rental necessary to support the services provided. Add rows as necessary. Ensure that the 'Total' includes the sum of all rows with cost information.

Cost	Description
1 626.71	Sound meter used to conduct sound measurements at permitted locations
2	
3	

Total: \$626.71

Other Costs Cost

Please list and describe the costs of space/facility rental necessary to support the services provided. Add rows as necessary. Ensure that the 'Total' includes the sum of all rows with cost information.

Cost	Description
1 15,291.78	City Attorney to provide counsel for permitted venues
2 14,623.29	ADM Central Services Overhead
3 18,270.34	SFGovTV hearing & summit broadcast

Total: \$48,185.40

Indirect Costs

Rate	Source
------	--------

0.0% Please provide supporting documentation for how Departmental overhead rate was derived.

Estimated Costs Worksheet FY 2025-26

Direct Costs

Labor and Benefits

Please use the worksheet below to list all job classes necessary to support the services provided. Add rows if necessary.
 Please also provide a description of the work and the estimated hours for each job class required to perform each unit of service

Job Classes	Job Class Title	Description of Work	Hours per Unit of Service
0922	Deputy Director	Oversee enforcement division of department	2.00
1842	Commission Secretary	Triage complaints	0.35
1840	Junior Management Assistant	Conduct site visits and complaint response	2.00
1842	Management Assistant	Education	0.75
1840	Junior Management Assistant	Conduct site visits and complaint response	2.00
0961	Dept Head I	Oversee department	0.50

Please fill out the Salary and Benefits Amount per FTE column

Job Class	Job Class Title	Salary and Benefits Amount per FTE	Hours Worked	Hourly Rate	Salary and Benefits Amount
0922	Deputy Director	\$238,130.00	610.00	\$114.49	\$69,836.20
1842	Commission Secretary	\$164,321.00	106.75	\$79.00	\$8,433.30
1840	Junior Management Assistant	\$82,161.00	610.00	\$39.50	\$24,095.29
1842	Management Assistant	\$185,441.00	228.75	\$89.15	\$20,394.05
1840	Junior Management Assistant	\$82,161.00	610.00	\$39.50	\$24,095.29
0961	Dept Head I	\$287,472.00	152.50	\$138.21	\$21,076.67
Total:					\$167,930.82

fds

Space Rental Equivalent

Please list and describe the costs of space/facility rental necessary to support the services provided. Add rows as necessary. Ensure that the 'Total' includes the sum of all rows with cost information.

Cost	Description
1	77,868.17 Rent for office space
2	1,336.99 OnBase electronic database used to store all permit file documents
3	
Total:	\$79,205.16

Materials and Supplies

Please list and describe the costs of space/facility rental necessary to support the services provided. Add rows as necessary. Ensure that the 'Total' includes the sum of all rows with cost information.

Cost	Description
1	626.71 Sound meter used to conduct sound measurements at permitted locations
2	
3	
Total:	\$626.71

Other Costs

Please list and describe the costs of space/facility rental necessary to support the services provided. Add rows as necessary. Ensure that the 'Total' includes the sum of all rows with cost information.

Cost	Description
1	15,291.78 City Attorney to provide counsel for permitted venues
2	14,623.29 ADM Central Services Overhead
3	18,270.34 SFGovTV hearing & summit broadcast
Total:	\$48,185.40

Indirect Costs

Rate	Source
------	--------

Please provide supporting documentation for how Departmental overhead rate was derived.

BUDGET FORM 3A: Expenditure Change

DEPARTM ADM General Services Agency - City Admin

Total BY Expenditure Change **-21245695.15**

Total BY1 Expenditure Change **3567593.653**

GFS Type	Dept Grp	Division	Division Title	Section	Section Title	Dept ID	Dept ID Title	Fund	Fund Title	Project-Activity	Project Title	Activity Title	Authority	Authority Title	Account Lvl 5		Equipment #	TRIO	Agency Use	FY 2024-25 Base	FY 2024-25 Department	FY 2025-26 Dept - Base	FY 2025-26 Base	FY 2025-26 Department	FY 2025-26 Dept - Base	Explanation of Change		
															Title	Account Title												
GFS	ADM	228856	ADM Administration	228856	ADM Administration	228856	ADM Administration	10000	GF Annual Account Ctrl	10003081-0001	ADAD GSA Human Resources	GSAHR Operations	10000	Operating	5010Salary	501000	Perm Salaries-Misc-Budget			47,582	0	-47582	48,283	0	-48283	As directed by CON		
GFS	ADM	228856	ADM Administration	228856	ADM Administration	228856	ADM Administration	10000	GF Annual Account Ctrl	10003081-0001	ADAD GSA Human Resources	GSAHR Operations	10000	Operating	5010Salary	501010	Perm Salaries-Misc-Regular			4,826,696	4,593,150	-233546	5,035,040	4,792,598	-242442	See Form 3B		
GFS	ADM	228856	ADM Administration	228856	ADM Administration	228856	ADM Administration	10000	GF Annual Account Ctrl	10003081-0001	ADAD GSA Human Resources	GSAHR Operations	10000	Operating	5130Fringe	513010	Retire City Misc			692,798	658,513	-34285	684,018	650,294	-33724	See Form 3B		
GFS	ADM	228856	ADM Administration	228856	ADM Administration	228856	ADM Administration	10000	GF Annual Account Ctrl	10003081-0001	ADAD GSA Human Resources	GSAHR Operations	10000	Operating	5130Fringe	514010	Social Security (OASDI & HI)			291,532	277,053	-14479	306,385	291,354	-15031	See Form 3B		
GFS	ADM	228856	ADM Administration	228856	ADM Administration	228856	ADM Administration	10000	GF Annual Account Ctrl	10003081-0001	ADAD GSA Human Resources	GSAHR Operations	10000	Operating	5130Fringe	514020	RetireeHlthCare-CityMatchPropC			70,929	67,543	-3386	73,949	70,433	-3516	See Form 3B		
GFS	ADM	228856	ADM Administration	228856	ADM Administration	228856	ADM Administration	10000	GF Annual Account Ctrl	10003081-0001	ADAD GSA Human Resources	GSAHR Operations	10000	Operating	5130Fringe	515010	Health Service-City Match			181,358	174,334	-7024	194,060	186,251	-7809	See Form 3B		
GFS	ADM	228856	ADM Administration	228856	ADM Administration	228856	ADM Administration	10000	GF Annual Account Ctrl	10003081-0001	ADAD GSA Human Resources	GSAHR Operations	10000	Operating	5130Fringe	515020	RetireeHealth-Match-Prop B			34,975	33,305	-1670	36,463	34,730	-1733	See Form 3B		
GFS	ADM	228856	ADM Administration	228856	ADM Administration	228856	ADM Administration	10000	GF Annual Account Ctrl	10003081-0001	ADAD GSA Human Resources	GSAHR Operations	10000	Operating	5130Fringe	515030	RetireeHlthCare-CityMatchPropC			13,948	13,282	-666	14,534	13,843	-691	See Form 3B		
GFS	ADM	228856	ADM Administration	228856	ADM Administration	228856	ADM Administration	10000	GF Annual Account Ctrl	10003081-0001	ADAD GSA Human Resources	GSAHR Operations	10000	Operating	5130Fringe	515710	Dependent Coverage			387,753	360,030	-27723	414,902	384,085	-30817	See Form 3B		
GFS	ADM	228856	ADM Administration	228856	ADM Administration	228856	ADM Administration	10000	GF Annual Account Ctrl	10003081-0001	ADAD GSA Human Resources	GSAHR Operations	10000	Operating	5130Fringe	516010	Dental Coverage			34,645	32,407	-2238	35,796	33,393	-2403	See Form 3B		
GFS	ADM	228856	ADM Administration	228856	ADM Administration	228856	ADM Administration	10000	GF Annual Account Ctrl	10003081-0001	ADAD GSA Human Resources	GSAHR Operations	10000	Operating	5130Fringe	519010	Fringe Adjustments-Budget			8,276	0	-8276	8,236	0	-8236	As directed by CON		
GFS	ADM	228856	ADM Administration	228856	ADM Administration	228856	ADM Administration	10000	GF Annual Account Ctrl	10003081-0001	ADAD GSA Human Resources	GSAHR Operations	10000	Operating	5130Fringe	519120	Long Term Disability Insurance			14,857	13,899	-958	15,517	14,523	-994	See Form 3B		
GFS	ADM	228856	ADM Administration	228856	ADM Administration	228856	ADM Administration	10000	GF Annual Account Ctrl	10003081-0002	ADAD GSA Human Resources	Better Work at ADM	10000	Operating	5400Mat&Su	540000	Materials & Supplies-Budget			0	20,000	20000	0	20,000	20000	0	20000	Estimated expenses
GFS	ADM	228856	ADM Administration	228856	ADM Administration	228856	ADM Administration	10000	GF Annual Account Ctrl	10003081-0002	ADAD GSA Human Resources	Better Work at ADM	10000	Operating	5810OthDep	581450	GF-HR-Mgmt Training			25,000	35,000	10000	25,000	35,000	10000	25,000	10000	Estimated expenses
GFS	ADM	228856	ADM Administration	228856	ADM Administration	228856	ADM Administration	10000	GF Annual Account Ctrl	10003082-0001	ADAD ADM Operations	ADM Operations	10000	Operating	5010Salary	501000	Perm Salaries-Misc-Budget			123,586	0	-123586	125,415	0	-125415	As directed by CON		
GFS	ADM	228856	ADM Administration	228856	ADM Administration	228856	ADM Administration	10000	GF Annual Account Ctrl	10003082-0001	ADAD ADM Operations	ADM Operations	10000	Operating	5010Salary	501010	Perm Salaries-Misc-Regular			5,649,270	5,776,327	127057	5,897,210	6,027,877	130667	See Form 3B		
GFS	ADM	228856	ADM Administration	228856	ADM Administration	228856	ADM Administration	10000	GF Annual Account Ctrl	10003082-0001	ADAD ADM Operations	ADM Operations	10000	Operating	5130Fringe	513010	Retire City Misc			803,227	821,080	17853	793,213	810,560	17347	See Form 3B		
GFS	ADM	228856	ADM Administration	228856	ADM Administration	228856	ADM Administration	10000	GF Annual Account Ctrl	10003082-0001	ADAD ADM Operations	ADM Operations	10000	Operating	5130Fringe	514010	Social Security (OASDI & HI)			322,395	330,271	7876	340,983	349,085	8102	See Form 3B		
GFS	ADM	228856	ADM Administration	228856	ADM Administration	228856	ADM Administration	10000	GF Annual Account Ctrl	10003082-0001	ADAD ADM Operations	ADM Operations	10000	Operating	5130Fringe	514020	Social Sec-Medicare(HI Only)			82,759	84,601	1842	86,353	88,247	1894	See Form 3B		
GFS	ADM	228856	ADM Administration	228856	ADM Administration	228856	ADM Administration	10000	GF Annual Account Ctrl	10003082-0001	ADAD ADM Operations	ADM Operations	10000	Operating	5130Fringe	515010	Health Service-City Match			168,319	174,390	6071	180,081	186,285	6204	See Form 3B		
GFS	ADM	228856	ADM Administration	228856	ADM Administration	228856	ADM Administration	10000	GF Annual Account Ctrl	10003082-0001	ADAD ADM Operations	ADM Operations	10000	Operating	5130Fringe	515020	RetireeHealth-Match-Prop B			40,802	41,709	907	42,584	43,518	934	See Form 3B		
GFS	ADM	228856	ADM Administration	228856	ADM Administration	228856	ADM Administration	10000	GF Annual Account Ctrl	10003082-0001	ADAD ADM Operations	ADM Operations	10000	Operating	5130Fringe	515030	RetireeHlthCare-CityMatchPropC			16,269	16,632	363	16,980	17,352	372	See Form 3B		
GFS	ADM	228856	ADM Administration	228856	ADM Administration	228856	ADM Administration	10000	GF Annual Account Ctrl	10003082-0001	ADAD ADM Operations	ADM Operations	10000	Operating	5130Fringe	515710	Dependent Coverage			434,783	442,304	7521	465,224	472,118	6894	See Form 3B		
GFS	ADM	228856	ADM Administration	228856	ADM Administration	228856	ADM Administration	10000	GF Annual Account Ctrl	10003082-0001	ADAD ADM Operations	ADM Operations	10000	Operating	5130Fringe	516010	Dental Coverage			37,487	38,283	796	38,736	39,468	732	See Form 3B		
GFS	ADM	228856	ADM Administration	228856	ADM Administration	228856	ADM Administration	10000	GF Annual Account Ctrl	10003082-0001	ADAD ADM Operations	ADM Operations	10000	Operating	5130Fringe	519010	Fringe Adjustments-Budget			22,639	0	-22639	22,962	0	-22962	As directed by CON		
GFS	ADM	228856	ADM Administration	228856	ADM Administration	228856	ADM Administration	10000	GF Annual Account Ctrl	10003082-0001	ADAD ADM Operations	ADM Operations	10000	Operating	5130Fringe	519110	Flexible Benefit Package			56,270	61,897	5627	60,210	66,231	6021	See Form 3B		
GFS	ADM	228856	ADM Administration	228856	ADM Administration	228856	ADM Administration	10000	GF Annual Account Ctrl	10003082-0001	ADAD ADM Operations	ADM Operations	10000	Operating	5130Fringe	519120	Long Term Disability Insurance			14,245	14,084	-161	14,917	14,746	-171	See Form 3B		
GFS	ADM	228856	ADM Administration	228856	ADM Administration	228856	ADM Administration	10000	GF Annual Account Ctrl	10003082-0001	ADAD ADM Operations	ADM Operations	10000	Operating	5810OthDep	581140	DT Technology Projects			118,037	0	-118037	118,037	0	-118037	Structural change		
GFS	ADM	228856	ADM Administration	228856	ADM Administration	228856	ADM Administration	10000	GF Annual Account Ctrl	10003082-0003	ADAD ADM Operations	Transgender Initiatives	10000	Operating	5010Salary	501000	Perm Salaries-Misc-Budget			9,977	0	-9977	10,123	0	-10123	As directed by CON		
GFS	ADM	228856	ADM Administration	228856	ADM Administration	228856	ADM Administration	10000	GF Annual Account Ctrl	10003082-0003	ADAD ADM Operations	Transgender Initiatives	10000	Operating	5010Salary	501010	Perm Salaries-Misc-Regular			661,466	547,672	-113794	688,587	570,692	-117895	See Form 3B		
GFS	ADM	228856	ADM Administration	228856	ADM Administration	228856	ADM Administration	10000	GF Annual Account Ctrl	10003082-0003	ADAD ADM Operations	Transgender Initiatives	10000	Operating	5130Fringe	513010	Retire City Misc			96,113	79,408	-16705	94,751	78,352	-16399	See Form 3B		
GFS	ADM	228856	ADM Administration	228856	ADM Administration	228856	ADM Administration	10000	GF Annual Account Ctrl	10003082-0003	ADAD ADM Operations	Transgender Initiatives	10000	Operating	5130Fringe	514010	Social Security (OASDI & HI)			38,932	31,877	-7055	40,874	33,565	-7309	See Form 3B		
GFS	ADM	228856	ADM Administration	228856	ADM Administration	228856	ADM Administration	10000	GF Annual Account Ctrl	10003082-0003	ADAD ADM Operations	Transgender Initiatives	10000	Operating	5130Fringe	514020	Social Sec-Medicare(HI Only)			9,590	7,940	-1650	9,984	8,274	-1710	See Form 3B		
GFS	ADM	228856	ADM Administration	228856	ADM Administration	228856	ADM Administration	10000	GF Annual Account Ctrl	10003082-0003	ADAD ADM Operations	Transgender Initiatives	10000	Operating	5130Fringe	515010	Health Service-City Match			26,735	23,340	-3395	28,606	24,806	-3800	See Form 3B		
GFS	ADM	228856	ADM Administration	228856	ADM Administration	228856	ADM Administration	10000	GF Annual Account Ctrl	10003082-0003	ADAD ADM Operations	Transgender Initiatives	10000	Operating	5130Fringe	515020	Retiree Health-Match-Prop B			4,730	3,916	-814	4,924	4,081	-843	See Form 3B		
GFS	ADM	228856	ADM Administration	228856	ADM Administration	228856	ADM Administration	10000	GF Annual Account Ctrl	10003082-0003	ADAD ADM Operations	Transgender Initiatives	10000	Operating	5130Fringe	515030	RetireeHlthCare-CityMatchPropC			1,887	1,563	-324	1,963	1,627	-336	See Form 3B		
GFS	ADM	228856	ADM Administration	228856	ADM Administration	228856	ADM Administration	10000	GF Annual Account Ctrl	10003082-0003	ADAD ADM Operations	Transgender Initiatives	10000	Operating	5130Fringe	515710	Dependent Coverage			58,514	45,115	-13399	62,610	47,614	-14996	See Form 3B		
GFS	ADM	228856	ADM Administration	228856	ADM Administration	228856	ADM Administration	10000	GF Annual Account Ctrl	10003082-0003	ADAD ADM Operations	Transgender Initiatives	10000	Operating	5130Fringe	516010	Dental Coverage			5,180	4,098	-1082	5,352	4,183	-1169	See Form 3B		
GFS	ADM	228856	ADM Administration	228856	ADM Administration	228856	ADM Administration	10000	GF Annual Account Ctrl	10003082-0003	ADAD ADM Operations	Transgender Initiatives	10000	Operating	5130Fringe	519010	Fringe Adjustments-Budget			1,694	0	-1694	1,721	0	-1721	As directed by CON		
GFS	ADM	228856	ADM Administration	228856	ADM Administration	228856	ADM Administration	10000	GF Annual Account Ctrl	10003082-0003	ADAD ADM Operations	Transgender Initiatives	10000	Operating	5130Fringe	519120	Long Term Disability Insurance			1,866	1,400	-466	1,943	1,460	-483	See Form 3B		
GFS	ADM	228856	ADM Administration	228856	ADM Administration	228856	ADM Administration	10000	GF Annual Account Ctrl	10003083-0001	ADAD City Administrator	ADM City Administrator	10000	Operating	5010Salary	501010	Perm Salaries-Misc-Regular			826,561	805,494	-21067	859,277	837,375	-21902	See Form 3B		
GFS	ADM	228856	ADM Administration	228856	ADM Administration	228856	ADM Administration	10000	GF Annual Account Ctrl																			

GFS	ADM	284641	ADM Medical Examiner	284641	ADM Medical Examiner	284641	ADM Medical Examiner	10000	GF Annual Account Ctrl	10001624-0001	ADME Medical Examiner	Medical Examiner Operations	10000	Operating	5130Fringe	515030	RetireeHlthCare-CityMatchPropC	21,909	20,596	-1313	22,766	21,430	-1336	See Form 3B	
GFS	ADM	284641	ADM Medical Examiner	284641	ADM Medical Examiner	284641	ADM Medical Examiner	10000	GF Annual Account Ctrl	10001624-0001	ADME Medical Examiner	Medical Examiner Operations	10000	Operating	5130Fringe	515710	Dependent Coverage	472,689	419,237	-53452	505,776	447,594	-58182	See Form 3B	
GFS	ADM	284641	ADM Medical Examiner	284641	ADM Medical Examiner	284641	ADM Medical Examiner	10000	GF Annual Account Ctrl	10001624-0001	ADME Medical Examiner	Medical Examiner Operations	10000	Operating	5130Fringe	516010	Dental Coverage	40,916	36,607	-4309	42,278	37,750	-4528	See Form 3B	
GFS	ADM	284641	ADM Medical Examiner	284641	ADM Medical Examiner	284641	ADM Medical Examiner	10000	GF Annual Account Ctrl	10001624-0001	ADME Medical Examiner	Medical Examiner Operations	10000	Operating	5130Fringe	519010	Fringe Adjustments-Budget	3,566	0	-3566	3,619	0	-3619	As directed by CON	
GFS	ADM	284641	ADM Medical Examiner	284641	ADM Medical Examiner	284641	ADM Medical Examiner	10000	GF Annual Account Ctrl	10001624-0001	ADME Medical Examiner	Medical Examiner Operations	10000	Operating	5130Fringe	519120	Long Term Disability Insurance	17,459	15,571	-1888	18,256	16,335	-1921	See Form 3B	
GFS	ADM	284641	ADM Medical Examiner	284641	ADM Medical Examiner	284641	ADM Medical Examiner	10000	GF Annual Account Ctrl	10001624-0001	ADME Medical Examiner	Medical Examiner Operations	10000	Operating	5810OthDep	581140	DT Technology Projects	191	0	-191	191	0	-191	Service changes	
GFS	ADM	296644	ADM Internal Services	208672	ADM Contract Monitoring	208672	ADM Contract Monitoring	10020	GF Continuing Authority Ctrl	10003070-0002	ADCM Contract Monitoring	Contractor Development	21691	AD Contractor Development	5210NPSvcs	527000	Prof & Specialized Svcs-Bdgt	200,000	100,000	-100000	200,000	100,000	-100000	Reduced program costs	
GFS	ADM	296644	ADM Internal Services	208672	ADM Contract Monitoring	208672	ADM Contract Monitoring	10060	GF Work Order	10003070-0001	ADCM Contract Monitoring	CMD Operations	10002	Interdepartmental-Overhead	5010Salary	501010	Perm Salaries-Misc-Regular	4,811,813	4,735,815	-7598	5,015,111	4,936,105	-79006	See Form 3B	
GFS	ADM	296644	ADM Internal Services	208672	ADM Contract Monitoring	208672	ADM Contract Monitoring	10060	GF Work Order	10003070-0001	ADCM Contract Monitoring	CMD Operations	10002	Interdepartmental-Overhead	5130Fringe	513010	Retire City Misc	682,670	671,514	-11156	672,984	661,994	-10990	See Form 3B	
GFS	ADM	296644	ADM Internal Services	208672	ADM Contract Monitoring	208672	ADM Contract Monitoring	10060	GF Work Order	10003070-0001	ADCM Contract Monitoring	CMD Operations	10002	Interdepartmental-Overhead	5130Fringe	514010	Social Security (OASDI & HI)	291,689	286,977	-4712	306,101	301,203	-4898	See Form 3B	
GFS	ADM	296644	ADM Internal Services	208672	ADM Contract Monitoring	208672	ADM Contract Monitoring	10060	GF Work Order	10003070-0001	ADCM Contract Monitoring	CMD Operations	10002	Interdepartmental-Overhead	5130Fringe	514020	Social Sec-Medicare(HI Only)	69,760	68,658	-1102	72,713	71,567	-1146	See Form 3B	
GFS	ADM	296644	ADM Internal Services	208672	ADM Contract Monitoring	208672	ADM Contract Monitoring	10060	GF Work Order	10003070-0001	ADCM Contract Monitoring	CMD Operations	10002	Interdepartmental-Overhead	5130Fringe	515010	Health Service-City Match	169,265	163,244	-6021	181,090	174,647	-6443	See Form 3B	
GFS	ADM	296644	ADM Internal Services	208672	ADM Contract Monitoring	208672	ADM Contract Monitoring	10060	GF Work Order	10003070-0001	ADCM Contract Monitoring	CMD Operations	10002	Interdepartmental-Overhead	5130Fringe	515020	Retiree Health-Match-Prop B	34,394	33,851	-543	35,865	35,300	-565	See Form 3B	
GFS	ADM	296644	ADM Internal Services	208672	ADM Contract Monitoring	208672	ADM Contract Monitoring	10060	GF Work Order	10003070-0001	ADCM Contract Monitoring	CMD Operations	10002	Interdepartmental-Overhead	5130Fringe	515030	RetireeHlthCare-CityMatchPropC	13,723	13,506	-217	14,309	14,084	-225	See Form 3B	
GFS	ADM	296644	ADM Internal Services	208672	ADM Contract Monitoring	208672	ADM Contract Monitoring	10060	GF Work Order	10003070-0001	ADCM Contract Monitoring	CMD Operations	10002	Interdepartmental-Overhead	5130Fringe	515710	Dependent Coverage	435,429	424,042	-11387	465,916	453,732	-12184	See Form 3B	
GFS	ADM	296644	ADM Internal Services	208672	ADM Contract Monitoring	208672	ADM Contract Monitoring	10060	GF Work Order	10003070-0001	ADCM Contract Monitoring	CMD Operations	10002	Interdepartmental-Overhead	5130Fringe	516010	Dental Coverage	37,206	36,177	-1029	38,448	37,385	-1063	See Form 3B	
GFS	ADM	296644	ADM Internal Services	208672	ADM Contract Monitoring	208672	ADM Contract Monitoring	10060	GF Work Order	10003070-0001	ADCM Contract Monitoring	CMD Operations	10002	Interdepartmental-Overhead	5130Fringe	519120	Long Term Disability Insurance	18,033	17,721	-312	18,786	18,462	-324	See Form 3B	
GFS	ADM	296644	ADM Internal Services	208672	ADM Contract Monitoring	208672	ADM Contract Monitoring	10060	GF Work Order	10003070-0001	ADCM Contract Monitoring	CMD Operations	10002	Interdepartmental-Overhead	5810OthDep	581140	DT Technology Projects	359	0	-359	359	0	-359	Service changes	
GFS	ADM	296644	ADM Internal Services	208672	ADM Contract Monitoring	208672	ADM Contract Monitoring	10060	GF Work Order	10003070-0001	ADCM Contract Monitoring	CMD Operations	10002	Interdepartmental-Overhead	5810OthDep	581780	OCA-Labor Standard Enforcement	112,208	20,000	-92208	112,208	20,000	-92208	Estimated expenses	
GFS	ADM	296644	ADM Internal Services	210661	ADM Data Policy and Privacy	210661	ADM Data Policy and Privacy	10060	GF Work Order	10034952-0004	ADDP Data Policy and Privacy	0004 FY22-FY24 Bloomberg Grant	10002	Interdepartmental-Overhead	5010Salary	501010	Perm Salaries-Misc-Regular	0	0	0	0	0	0	0	See Form 3B
GFS	ADM	296644	ADM Internal Services	228860	ADM Risk Management	228860	ADM Risk Management	10060	GF Work Order	10003072-0001	ADRM Risk Management	Risk Management Operations	10002	Interdepartmental-Overhead	5010Salary	501010	Perm Salaries-Misc-Regular	558,522	581,149	22627	580,631	604,153	23522	See Form 3B	
GFS	ADM	296644	ADM Internal Services	228860	ADM Risk Management	228860	ADM Risk Management	10060	GF Work Order	10003072-0001	ADRM Risk Management	Risk Management Operations	10002	Interdepartmental-Overhead	5130Fringe	513010	Retire City Misc	79,310	82,523	3213	77,978	81,137	3159	See Form 3B	
GFS	ADM	296644	ADM Internal Services	228860	ADM Risk Management	228860	ADM Risk Management	10060	GF Work Order	10003072-0001	ADRM Risk Management	Risk Management Operations	10002	Interdepartmental-Overhead	5130Fringe	514010	Social Security (OASDI & HI)	30,335	31,738	1403	32,223	33,681	1458	See Form 3B	
GFS	ADM	296644	ADM Internal Services	228860	ADM Risk Management	228860	ADM Risk Management	10060	GF Work Order	10003072-0001	ADRM Risk Management	Risk Management Operations	10002	Interdepartmental-Overhead	5130Fringe	514020	Social Sec-Medicare(HI Only)	8,099	8,427	328	8,419	8,760	341	See Form 3B	
GFS	ADM	296644	ADM Internal Services	228860	ADM Risk Management	228860	ADM Risk Management	10060	GF Work Order	10003072-0001	ADRM Risk Management	Risk Management Operations	10002	Interdepartmental-Overhead	5130Fringe	515020	Retiree Health-Match-Prop B	3,993	4,155	162	4,151	4,319	168	See Form 3B	
GFS	ADM	296644	ADM Internal Services	228860	ADM Risk Management	228860	ADM Risk Management	10060	GF Work Order	10003072-0001	ADRM Risk Management	Risk Management Operations	10002	Interdepartmental-Overhead	5130Fringe	515030	RetireeHlthCare-CityMatchPropC	1,592	1,657	65	1,655	1,722	67	See Form 3B	
GFS	ADM	296644	ADM Internal Services	228860	ADM Risk Management	228860	ADM Risk Management	10060	GF Work Order	10003072-0001	ADRM Risk Management	Risk Management Operations	10002	Interdepartmental-Overhead	5130Fringe	519120	Long Term Disability Insurance	587	680	93	611	707	96	See Form 3B	
GFS	ADM	296644	ADM Internal Services	228860	ADM Risk Management	228860	ADM Risk Management	10060	GF Work Order	10003072-0001	ADRM Risk Management	Risk Management Operations	10002	Interdepartmental-Overhead	5210NPSvcs	527000	Prof & Specialized Svcs-Bdgt	1,496,020	1,495,434	-586	1,496,020	1,495,434	-586	Estimated expenses	
GFS	ADM	296644	ADM Internal Services	228860	ADM Risk Management	228860	ADM Risk Management	10060	GF Work Order	10003072-0001	ADRM Risk Management	Risk Management Operations	10002	Interdepartmental-Overhead	5210NPSvcs	535000	Other Current Expenses - Bdgt	52,231,422	49,450,607	-2780815	53,697,659	59,650,550	5952891	Estimated expenses	
GFS	ADM	296644	ADM Internal Services	228860	ADM Risk Management	228860	ADM Risk Management	10060	GF Work Order	10003072-0002	ADRM Risk Management	OPF Reporting	10002	Interdepartmental-Overhead	5210NPSvcs	551110	Insurance Expense	7,100,233	6,884,923	-215310	7,100,233	8,261,905	1161672	Estimated expenses	
GFS	ADM	296644	ADM Internal Services	228860	ADM Risk Management	228860	ADM Risk Management	10060	GF Work Order	10003074-0001	ADRM Surety Bond Program	Surety Bond Operations	10002	Interdepartmental-Overhead	5010Salary	501010	Perm Salaries-Misc-Regular	182,447	143,245	-39202	189,668	148,916	-40752	See Form 3B	
GFS	ADM	296644	ADM Internal Services	228860	ADM Risk Management	228860	ADM Risk Management	10060	GF Work Order	10003074-0001	ADRM Surety Bond Program	Surety Bond Operations	10002	Interdepartmental-Overhead	5130Fringe	513010	Retire City Misc	25,907	20,341	-5566	25,472	19,999	-5473	See Form 3B	
GFS	ADM	296644	ADM Internal Services	228860	ADM Risk Management	228860	ADM Risk Management	10060	GF Work Order	10003074-0001	ADRM Surety Bond Program	Surety Bond Operations	10002	Interdepartmental-Overhead	5130Fringe	514010	Social Security (OASDI & HI)	10,727	8,881	-1846	11,495	9,233	-2262	See Form 3B	
GFS	ADM	296644	ADM Internal Services	228860	ADM Risk Management	228860	ADM Risk Management	10060	GF Work Order	10003074-0001	ADRM Surety Bond Program	Surety Bond Operations	10002	Interdepartmental-Overhead	5130Fringe	514020	Social Sec-Medicare(HI Only)	2,645	2,077	-568	2,750	2,159	-591	See Form 3B	
GFS	ADM	296644	ADM Internal Services	228860	ADM Risk Management	228860	ADM Risk Management	10060	GF Work Order	10003074-0001	ADRM Surety Bond Program	Surety Bond Operations	10002	Interdepartmental-Overhead	5130Fringe	515020	Retiree Health-Match-Prop B	1,304	1,024	-280	1,356	1,065	-291	See Form 3B	
GFS	ADM	296644	ADM Internal Services	228860	ADM Risk Management	228860	ADM Risk Management	10060	GF Work Order	10003074-0001	ADRM Surety Bond Program	Surety Bond Operations	10002	Interdepartmental-Overhead	5130Fringe	515030	RetireeHlthCare-CityMatchPropC	520	408	-112	541	425	-116	See Form 3B	
GFS	ADM	296644	ADM Internal Services	228860	ADM Risk Management	228860	ADM Risk Management	10060	GF Work Order	10003074-0001	ADRM Surety Bond Program	Surety Bond Operations	10002	Interdepartmental-Overhead	5130Fringe	519120	Long Term Disability Insurance	748	587	-161	778	611	-167	See Form 3B	
GFS	ADM	296644	ADM Internal Services	228875	ADM Real Estate Division	228875	ADM Real Estate Division	10060	GF Work Order	10034933-0001	ADRE 49SVN Permit Center	Permit Center Operations	10002	Interdepartmental-Overhead	5010Salary	501010	Perm Salaries-Misc-Regular	2,334,843	2,491,652	156809	2,431,907	2,592,980	161073	See Form 3B	
GFS	ADM	296644	ADM Internal Services	228875	ADM Real Estate Division	228875	ADM Real Estate Division	10060	GF Work Order	10034933-0001	ADRE 49SVN Permit Center	Permit Center Operations	10002	Interdepartmental-Overhead	5130Fringe	513010	Retire City Misc	337,643	360,662	23019	332,972	355,377	22405	See Form 3B	
GFS	ADM	296644	ADM Internal Services	228875	ADM Real Estate Division	228875	ADM Real Estate Division	10060	GF Work Order	10034933-0001	ADRE 49SVN Permit Center	Permit Center Operations	10002	Interdepartmental-Overhead	5130Fringe	514010	Social Security (OASDI & HI)	140,464	150,186	9722	147,339	157,325	9986	See Form 3B	
GFS	ADM	296644	ADM Internal Services	228875	ADM Real Estate Division	228875	ADM Real Estate Division	10060	GF Work Order	10034933-0001	ADRE 49SVN Permit Center	Permit Center Operations	10002	Interdepartmental-Overhead	5130Fringe	514020	Social Sec-Medicare(HI Only)	33,853	36,126	2273	35,264	37,600	2336	See Form 3B	
GFS	ADM	296644	ADM Internal Services	228875	ADM Real Estate Division	228875	ADM Real Estate Division	10060	GF Work Order	10034933-0001	ADRE 49SVN Permit Center	Permit Center Operations	10002	Interdepartmental-Overhead	5130Fringe	515010	Health Service-City Match	100,396	108,017	7621	107,424	115,579	8155	See Form 3B	
GFS	ADM	296644	ADM Internal Services	228875	ADM Real Estate Division	228875	ADM Real Estate Division	10060	GF Work Order	10034933-0001	ADRE 49SVN Permit Center	Permit Center Operations	10002	Interdepartmental-Overhead	5130Fringe	515020	Retiree Health-Match-Prop B	16,891	17,812	1121	17,382	18,533	1151	See Form 3B	
GFS	ADM	296644	ADM Internal Services	228875	ADM Real Estate Division	228875	ADM Real Estate Division	10060	GF Work Order	10034933-0001	ADRE 49SVN Permit Center	Permit Center Operations	10002	Interdepartmental-Overhead	5130Fringe	515030	RetireeHlthCare-CityMatchPropC	6,661	7,108	447	6,931	7,390	459	See Form 3B	
GFS	ADM	296644	ADM Internal Services	228875	ADM Real Estate Division	228875	ADM Real Estate Division	10060	GF Work Order	10034933-0001	ADRE 49SVN Permit Center	Permit Center Operations	10002	Interdepartmental-Overhead	5130Fringe	515710	Dependent Coverage	218,867	236,569	17702	234,188	253,129	18941	See Form 3B	
GFS	ADM	296644	ADM Internal Services	228875	ADM Real Estate Division	228875	ADM Real Estate Division	10060	GF Work Order	10034933-0001	ADRE 49SVN Permit Center	Permit Center Operations	10002	Interdepartmental-Overhead	5130Fringe	516010	Dental Coverage	19,354	20,893	1539	19,996	21,586	1590	See Form 3B	
GFS	ADM	296644	ADM Internal Services	228875	ADM Real Estate Division	228875	ADM Real Estate Division	10060	GF Work Order	10034933-0001	ADRE 49SVN Permit Center	Permit Center Operations	10002	Interdepartmental-Overhead	5130Fringe	519120	Long Term Disability Insurance	7,245	7,888	643	7,553	8,214	661	See Form 3B	
GFS	ADM	296644	ADM Internal Services	228875	ADM Real Estate Division	228875	ADM Real Estate Division	10060	GF Work Order	10034933-0001	ADRE 49SVN Permit Center	Permit Center Operations	10002	Interdepartmental-Overhead	5210NPSvcs	535000	Other Current Expenses - Bdgt	682,000	440,500	-241500	682,000	451,625	-230375	Estimated expenses	
GFS	ADM	296644	ADM Internal Services	228875	ADM Real Estate Division	228875	ADM Real Estate																		

GFS	ADM	296645	ADM City Administrator Prog	207644	ADM 311 Customer Service Ctr	207644	ADM 311 Customer Service Ctr	10000	GF Annual Account Ctrl	10003071-0001	AD3C 311 Call Center	311 Operations	10000	Operating	58100thDep	581140	DT Technology Projects	2,486	0	-2486	2,486	0	-2486	Structural change
GFS	ADM	296645	ADM City Administrator Prog	207644	ADM 311 Customer Service Ctr	207644	ADM 311 Customer Service Ctr	10000	GF Annual Account Ctrl	10003071-0001	AD3C 311 Call Center	311 Operations	10000	Operating	58100thDep	581142	DT Citywide Public Cloud	0	25,000	25,000	0	25,000	25,000	Structural change
GFS	ADM	296645	ADM City Administrator Prog	207645	ADM Capital Planning	207645	ADM Capital Planning	10020	GF Continuing Authority Ctrl	10022481-0006	ADCP Capital Planning Program	Capital Planning Operations	16632	PW Capital Planning	5010Salary	505010	Temp Misc Regular Salaries	127,264	127,846	582	127,264	131,130	3866	See Form 3B
GFS	ADM	296645	ADM City Administrator Prog	207645	ADM Capital Planning	207645	ADM Capital Planning	10020	GF Continuing Authority Ctrl	10022481-0006	ADCP Capital Planning Program	Capital Planning Operations	16632	PW Capital Planning	5130Fringe	514010	Social Security (OASDI & HI)	73,650	73,686	36	77,096	77,335	239	See Form 3B
GFS	ADM	296645	ADM City Administrator Prog	207645	ADM Capital Planning	207645	ADM Capital Planning	10020	GF Continuing Authority Ctrl	10022481-0006	ADCP Capital Planning Program	Capital Planning Operations	16632	PW Capital Planning	5130Fringe	514020	Social Sec-Medicare(HI Only)	18,025	18,033	8	18,701	18,757	56	See Form 3B
GFS	ADM	296645	ADM City Administrator Prog	207645	ADM Capital Planning	207645	ADM Capital Planning	10020	GF Continuing Authority Ctrl	10022481-0006	ADCP Capital Planning Program	Capital Planning Operations	16632	PW Capital Planning	5130Fringe	515020	Retiree Health-Match-Prop B	8,889	8,893	4	9,223	9,251	28	See Form 3B
GFS	ADM	296645	ADM City Administrator Prog	207645	ADM Capital Planning	207645	ADM Capital Planning	10020	GF Continuing Authority Ctrl	10022481-0006	ADCP Capital Planning Program	Capital Planning Operations	16632	PW Capital Planning	5130Fringe	515030	RetireeHlthCare-CityMatchPropC	3,544	3,545	1	3,678	3,689	11	See Form 3B
GFS	ADM	296645	ADM City Administrator Prog	207646	ADM COIT	207646	ADM COIT	10020	GF Continuing Authority Ctrl	10022325-0001	ADIT COIT Program Planning	COIT Program Operations	16540	AD Coit Program Planning	5010Salary	501010	Perm Salaries-Misc-Regular	467,272	467,272	0	485,767	485,767	0	See Form 3B
GFS	ADM	296645	ADM City Administrator Prog	207646	ADM COIT	207646	ADM COIT	10020	GF Continuing Authority Ctrl	10022325-0001	ADIT COIT Program Planning	COIT Program Operations	16540	AD Coit Program Planning	5210NPSvcs	527000	Prof & Specialized Svcs-Bdgt	72,675	67,675	-5000	72,675	67,675	-5000	Cut actions
GFS	ADM	296645	ADM City Administrator Prog	207646	ADM COIT	207646	ADM COIT	10020	GF Continuing Authority Ctrl	10022325-0001	ADIT COIT Program Planning	COIT Program Operations	16540	AD Coit Program Planning	5400Mat&Su	540000	Materials & Supplies-Budget	5,000	4,000	-1000	5,000	4,000	-1000	Cut actions
GFS	ADM	296645	ADM City Administrator Prog	207646	ADM COIT	207646	ADM COIT	10020	GF Continuing Authority Ctrl	10022325-0001	ADIT COIT Program Planning	COIT Program Operations	16540	AD Coit Program Planning	58100thDep	581140	DT Technology Projects	0	24,000	24000	0	24,000	24000	Structural change
GFS	ADM	296645	ADM City Administrator Prog	207648	ADM County Clerk	207648	ADM County Clerk	10000	GF Annual Account Ctrl	10003085-0001	ADCC County Clerk	County Clerk Operations	10000	Operating	5210NPSvcs	527000	Prof & Specialized Svcs-Bdgt	234,300	222,800	-11500	234,300	211,300	-23000	Cut actions
GFS	ADM	296645	ADM City Administrator Prog	207649	ADM Disability Access	207649	ADM Disability Access	10000	GF Annual Account Ctrl	10003090-0001	ADDA Disability Access	Disability Access Operations	10000	Operating	5010Salary	501010	Perm Salaries-Misc-Regular	885,214	888,545	3331	923,406	926,868	3462	See Form 3B
GFS	ADM	296645	ADM City Administrator Prog	207649	ADM Disability Access	207649	ADM Disability Access	10000	GF Annual Account Ctrl	10003090-0001	ADDA Disability Access	Disability Access Operations	10000	Operating	5130Fringe	513010	Retire City Misc	126,179	126,667	488	124,532	125,014	482	See Form 3B
GFS	ADM	296645	ADM City Administrator Prog	207649	ADM Disability Access	207649	ADM Disability Access	10000	GF Annual Account Ctrl	10003090-0001	ADDA Disability Access	Disability Access Operations	10000	Operating	5130Fringe	514010	Social Security (OASDI & HI)	52,288	52,494	206	55,637	55,852	215	See Form 3B
GFS	ADM	296645	ADM City Administrator Prog	207649	ADM Disability Access	207649	ADM Disability Access	10000	GF Annual Account Ctrl	10003090-0001	ADDA Disability Access	Disability Access Operations	10000	Operating	5130Fringe	514020	Social Sec-Medicare(HI Only)	13,099	13,148	49	13,653	13,704	51	See Form 3B
GFS	ADM	296645	ADM City Administrator Prog	207649	ADM Disability Access	207649	ADM Disability Access	10000	GF Annual Account Ctrl	10003090-0001	ADDA Disability Access	Disability Access Operations	10000	Operating	5130Fringe	515020	Retiree Health-Match-Prop B	6,459	6,483	24	6,730	6,755	25	See Form 3B
GFS	ADM	296645	ADM City Administrator Prog	207649	ADM Disability Access	207649	ADM Disability Access	10000	GF Annual Account Ctrl	10003090-0001	ADDA Disability Access	Disability Access Operations	10000	Operating	5130Fringe	515030	RetireeHlthCare-CityMatchPropC	2,576	2,585	9	2,682	2,692	10	See Form 3B
GFS	ADM	296645	ADM City Administrator Prog	207649	ADM Disability Access	207649	ADM Disability Access	10000	GF Annual Account Ctrl	10003090-0001	ADDA Disability Access	Disability Access Operations	10000	Operating	5130Fringe	519120	Long Term Disability Insurance	1,263	1,277	14	1,325	1,339	14	See Form 3B
GFS	ADM	296645	ADM City Administrator Prog	207650	ADM Immigrant and Language Svc	207650	ADM Immigrant and Language Svc	10000	GF Annual Account Ctrl	10001299-0001	ADCE Immigrant & Language Svcs	Immigrant & Language Svcs	10000	Operating	5010Salary	501010	Perm Salaries-Misc-Regular	1,993,587	1,993,628	41	2,074,633	2,074,386	-247	See Form 3B
GFS	ADM	296645	ADM City Administrator Prog	207650	ADM Immigrant and Language Svc	207650	ADM Immigrant and Language Svc	10000	GF Annual Account Ctrl	10001299-0001	ADCE Immigrant & Language Svcs	Immigrant & Language Svcs	10000	Operating	5130Fringe	513010	Retire City Misc	289,231	289,176	-55	285,017	284,920	-97	See Form 3B
GFS	ADM	296645	ADM City Administrator Prog	207650	ADM Immigrant and Language Svc	207650	ADM Immigrant and Language Svc	10000	GF Annual Account Ctrl	10001299-0001	ADCE Immigrant & Language Svcs	Immigrant & Language Svcs	10000	Operating	5130Fringe	514010	Social Security (OASDI & HI)	122,138	121,801	-337	127,343	127,319	-24	See Form 3B
GFS	ADM	296645	ADM City Administrator Prog	207650	ADM Immigrant and Language Svc	207650	ADM Immigrant and Language Svc	10000	GF Annual Account Ctrl	10001299-0001	ADCE Immigrant & Language Svcs	Immigrant & Language Svcs	10000	Operating	5130Fringe	514020	Social Sec-Medicare(HI Only)	29,518	29,520	2	30,698	30,694	-4	See Form 3B
GFS	ADM	296645	ADM City Administrator Prog	207650	ADM Immigrant and Language Svc	207650	ADM Immigrant and Language Svc	10000	GF Annual Account Ctrl	10001299-0001	ADCE Immigrant & Language Svcs	Immigrant & Language Svcs	10000	Operating	5130Fringe	515010	Health Service-City Match	89,581	88,620	-961	95,855	94,785	-1070	See Form 3B
GFS	ADM	296645	ADM City Administrator Prog	207650	ADM Immigrant and Language Svc	207650	ADM Immigrant and Language Svc	10000	GF Annual Account Ctrl	10001299-0001	ADCE Immigrant & Language Svcs	Immigrant & Language Svcs	10000	Operating	5130Fringe	515020	Retiree Health-Match-Prop B	14,560	14,559	-1	15,140	15,137	-3	See Form 3B
GFS	ADM	296645	ADM City Administrator Prog	207650	ADM Immigrant and Language Svc	207650	ADM Immigrant and Language Svc	10000	GF Annual Account Ctrl	10001299-0001	ADCE Immigrant & Language Svcs	Immigrant & Language Svcs	10000	Operating	5130Fringe	515030	RetireeHlthCare-CityMatchPropC	5,805	5,806	1	6,033	6,032	-1	See Form 3B
GFS	ADM	296645	ADM City Administrator Prog	207650	ADM Immigrant and Language Svc	207650	ADM Immigrant and Language Svc	10000	GF Annual Account Ctrl	10001299-0001	ADCE Immigrant & Language Svcs	Immigrant & Language Svcs	10000	Operating	5130Fringe	515710	Dependent Coverage	183,550	181,499	-2051	196,399	194,039	-2360	See Form 3B
GFS	ADM	296645	ADM City Administrator Prog	207650	ADM Immigrant and Language Svc	207650	ADM Immigrant and Language Svc	10000	GF Annual Account Ctrl	10001299-0001	ADCE Immigrant & Language Svcs	Immigrant & Language Svcs	10000	Operating	5130Fringe	516010	Dental Coverage	16,359	16,224	-135	16,900	16,747	-153	See Form 3B
GFS	ADM	296645	ADM City Administrator Prog	207650	ADM Immigrant and Language Svc	207650	ADM Immigrant and Language Svc	10000	GF Annual Account Ctrl	10001299-0001	ADCE Immigrant & Language Svcs	Immigrant & Language Svcs	10000	Operating	5130Fringe	519110	Flexible Benefit Package	5,627	11,254	5627	6,021	12,042	6021	See Form 3B
GFS	ADM	296645	ADM City Administrator Prog	207650	ADM Immigrant and Language Svc	207650	ADM Immigrant and Language Svc	10000	GF Annual Account Ctrl	10001299-0001	ADCE Immigrant & Language Svcs	Immigrant & Language Svcs	10000	Operating	5130Fringe	519120	Long Term Disability Insurance	7,195	6,464	-731	7,487	6,725	-762	See Form 3B
GFS	ADM	296645	ADM City Administrator Prog	207650	ADM Immigrant and Language Svc	207650	ADM Immigrant and Language Svc	10000	GF Annual Account Ctrl	10001299-0001	ADCE Immigrant & Language Svcs	Immigrant & Language Svcs	10000	Operating	5210NPSvcs	527000	Prof & Specialized Svcs-Bdgt	610,000	660,000	50000	610,000	660,000	50000	Estimated expenses
GFS	ADM	296645	ADM City Administrator Prog	207650	ADM Immigrant and Language Svc	207650	ADM Immigrant and Language Svc	10000	GF Annual Account Ctrl	10001299-0001	ADCE Immigrant & Language Svcs	Immigrant & Language Svcs	10000	Operating	5380CityGP	538010	Community Based Org Svcs	4,281,817	3,536,817	-745000	4,410,272	3,665,272	-745000	Cut actions
GFS	ADM	296645	ADM City Administrator Prog	207650	ADM Immigrant and Language Svc	207650	ADM Immigrant and Language Svc	10010	GF Annual Authority Ctrl	10001300-0001	ADCE Community Ambassadors	Community Ambassador Prog	16902	Community Ambassador Program	5010Salary	505010	Temp Misc Regular Salaries	1,814,416	1,464,672	-349744	1,814,416	1,648,747	-165669	See Form 3B
GFS	ADM	296645	ADM City Administrator Prog	207650	ADM Immigrant and Language Svc	207650	ADM Immigrant and Language Svc	10010	GF Annual Authority Ctrl	10001300-0001	ADCE Community Ambassadors	Community Ambassador Prog	16902	Community Ambassador Program	5130Fringe	514010	Social Security (OASDI & HI)	126,666	103,981	-21685	126,186	115,914	-10272	See Form 3B
GFS	ADM	296645	ADM City Administrator Prog	207650	ADM Immigrant and Language Svc	207650	ADM Immigrant and Language Svc	10010	GF Annual Authority Ctrl	10001300-0001	ADCE Community Ambassadors	Community Ambassador Prog	16902	Community Ambassador Program	5130Fringe	514020	Social Sec-Medicare(HI Only)	29,389	24,317	-5072	29,513	27,110	-2403	See Form 3B
GFS	ADM	296645	ADM City Administrator Prog	207650	ADM Immigrant and Language Svc	207650	ADM Immigrant and Language Svc	10010	GF Annual Authority Ctrl	10001300-0001	ADCE Community Ambassadors	Community Ambassador Prog	16902	Community Ambassador Program	5130Fringe	515020	Retiree Health-Match-Prop B	14,491	11,991	-2500	14,551	13,367	-1184	See Form 3B
GFS	ADM	296645	ADM City Administrator Prog	207650	ADM Immigrant and Language Svc	207650	ADM Immigrant and Language Svc	10010	GF Annual Authority Ctrl	10001300-0001	ADCE Community Ambassadors	Community Ambassador Prog	16902	Community Ambassador Program	5130Fringe	515030	RetireeHlthCare-CityMatchPropC	5,777	4,779	-998	5,801	5,328	-473	See Form 3B
GFS	ADM	296645	ADM City Administrator Prog	207652	ADM Labor Standards	207652	ADM Labor Standards	10000	GF Annual Account Ctrl	10003086-0001	ADLS Labor Standards	Labor Standards Operations	10000	Operating	5010Salary	501010	Perm Salaries-Misc-Regular	4,288,969	4,156,431	-132538	4,474,731	4,337,714	-137017	See Form 3B
GFS	ADM	296645	ADM City Administrator Prog	207652	ADM Labor Standards	207652	ADM Labor Standards	10000	GF Annual Account Ctrl	10003086-0001	ADLS Labor Standards	Labor Standards Operations	10000	Operating	5130Fringe	513010	Retire City Misc	606,604	587,128	-19476	598,549	579,469	-19080	See Form 3B
GFS	ADM	296645	ADM City Administrator Prog	207652	ADM Labor Standards	207652	ADM Labor Standards	10000	GF Annual Account Ctrl	10003086-0001	ADLS Labor Standards	Labor Standards Operations	10000	Operating	5130Fringe	514010	Social Security (OASDI & HI)	258,804	250,587	-8217	272,449	263,954	-8495	See Form 3B
GFS	ADM	296645	ADM City Administrator Prog	207652	ADM Labor Standards	207652	ADM Labor Standards	10000	GF Annual Account Ctrl	10003086-0001	ADLS Labor Standards	Labor Standards Operations	10000	Operating	5130Fringe	514020	Social Sec-Medicare(HI Only)	62,206	60,285	-1921	64,902	62,915	-1987	See Form 3B
GFS	ADM	296645	ADM City Administrator Prog	207652	ADM Labor Standards	207652	ADM Labor Standards	10000	GF Annual Account Ctrl	10003086-0001	ADLS Labor Standards	Labor Standards Operations	10000	Operating	5130Fringe	515010	Health Service-City Match	139,618	135,521	-4097	149,369	144,818	-4551	See Form 3B
GFS	ADM	296645	ADM City Administrator Prog	207652	ADM Labor Standards	207652	ADM Labor Standards	10000	GF Annual Account Ctrl	10003086-0001	ADLS Labor Standards	Labor Standards Operations	10000	Operating	5130Fringe	515020	Retiree Health-Match-Prop B	30,671	29,724	-947	32,014	31,034	-980	See Form 3B
GFS	ADM	296645	ADM City Administrator Prog	207652	ADM Labor Standards	207652	ADM Labor Standards	10000	GF Annual Account Ctrl	10003086-0001	ADLS Labor Standards	Labor Standards Operations	10000	Operating	5130Fringe	515030	RetireeHlthCare-CityMatchPropC	12,234	11,856	-378	12,772	12,381	-391	See Form 3B
GFS	ADM	296645	ADM City Administrator Prog	207652	ADM Labor Standards	207652	ADM Labor Standards	10000	GF Annual Account Ctrl	10003086-0001	ADLS Labor Standards	Labor Standards Operations	10000	Operating	5130Fringe	515710	Dependent Coverage	367,921	351,749	-16172	393,682	375,719	-17963	See Form 3B
GFS	ADM	296645	ADM City Administrator Prog	207652	ADM Labor Standards	207652	ADM Labor Standards	10000	GF Annual Account Ctrl	10003086-0001	ADLS Labor Standards	Labor Standards Operations	10000	Operating	5130Fringe	516010	Dental Coverage	31,324	30,018	-1306	32,370	30,970	-1400	See Form 3B
GFS	ADM	296645	ADM City Administrator Prog	207652	ADM Labor Standards	207652	ADM Labor Standards	10000	GF Annual Account Ctrl	10003086-0001	ADLS Labor Standards	Labor Standards Operations	10000	Operating	5130Fringe	519120	Long Term Disability Insurance	15,887	15,343	-544	16,373	16,012	-361	See Form 3B
GFS	ADM	296645	ADM City Administrator Prog	207652	ADM Labor Standards	207652	ADM Labor Standards	10000	GF Annual Account Ctrl	10003086-0001	ADLS Labor Standards	Labor Standards Operations	10000	Operating	5210NPSvcs	527000	Prof & Specialized Svcs-Bdgt	1,357,173	719,					

GFS	ADM	296645	ADM City Administrator Prog	210100	ADM Office of Cannabis	210100	ADM Office of Cannabis	10010	GF Annual Authority Ctrl	10031161-0001	AD Office Of Cannabis	Office Of Cannabis	19666	AD Office Of Cannabis	5130Fringe	515010	Health Service-City Match	21,933	22,843	910	23,464	24,439	975	See Form 3B
GFS	ADM	296645	ADM City Administrator Prog	210100	ADM Office of Cannabis	210100	ADM Office of Cannabis	10010	GF Annual Authority Ctrl	10031161-0001	AD Office Of Cannabis	Office Of Cannabis	19666	AD Office Of Cannabis	5130Fringe	515020	Retiree Health-Match-Prop B	5,264	4,983	-281	5,493	5,201	-292	See Form 3B
GFS	ADM	296645	ADM City Administrator Prog	210100	ADM Office of Cannabis	210100	ADM Office of Cannabis	10010	GF Annual Authority Ctrl	10031161-0001	AD Office Of Cannabis	Office Of Cannabis	19666	AD Office Of Cannabis	5130Fringe	515030	RetireeHlthCare-CityMatchPropC	2,099	1,986	-113	2,191	2,074	-117	See Form 3B
GFS	ADM	296645	ADM City Administrator Prog	210100	ADM Office of Cannabis	210100	GF Annual Authority Ctrl	10010	GF Annual Authority Ctrl	10031161-0001	AD Office Of Cannabis	Office Of Cannabis	19666	AD Office Of Cannabis	5130Fringe	515710	Dependent Coverage	57,485	56,291	-1194	61,510	60,232	-1278	See Form 3B
GFS	ADM	296645	ADM City Administrator Prog	210100	ADM Office of Cannabis	210100	ADM Office of Cannabis	10010	GF Annual Authority Ctrl	10031161-0001	AD Office Of Cannabis	Office Of Cannabis	19666	AD Office Of Cannabis	5130Fringe	516010	Dental Coverage	4,951	4,878	-73	5,115	5,040	-75	See Form 3B
GFS	ADM	296645	ADM City Administrator Prog	210100	ADM Office of Cannabis	210100	GF Annual Authority Ctrl	10010	GF Annual Authority Ctrl	10031161-0001	AD Office Of Cannabis	Office Of Cannabis	19666	AD Office Of Cannabis	5130Fringe	519120	Long Term Disability Insurance	2,229	2,068	-161	2,331	2,163	-168	See Form 3B
GFS	ADM	296645	ADM City Administrator Prog	210100	ADM Office of Cannabis	210100	ADM Office of Cannabis	10010	GF Annual Authority Ctrl	10031161-0001	AD Office Of Cannabis	Office Of Cannabis	19666	AD Office Of Cannabis	5210NPSvcs	527000	Prof & Specialized Svcs-Bdgt	65,000	46,960	-18040	65,000	48,562	-16438	Cut actions
GFS	ADM	296645	ADM City Administrator Prog	267664	ADM Grants For The Arts	267664	ADM Grants For The Arts	10020	GF Continuing Authority Ctrl	10003078-0005	ADGA Grants for the Arts	FY24 AB Trans Dance Festival	20451	Grants For the Arts	5380CityGP	538010	Community Based Org Svcs	51,500	0	-51500	53,045	0	-53045	Cut actions
NGFS	ADM	278641	ADM Convention Facilities Mgmt	278641	ADM Convention Facilities Mgmt	278641	ADM Convention Facilities Mgmt	11430	SR Conv Fac Fd-Operating	10003073-0001	ADTE Convention Facilities	Convention Operations	10000	Operating	5210NPSvcs	527000	Prof & Specialized Svcs-Bdgt	39,281,768	39,451,686	169918	39,281,768	42,824,292	3542524	Estimated expenses
NGFS	ADM	278641	ADM Convention Facilities Mgmt	278641	ADM Convention Facilities Mgmt	278641	ADM Convention Facilities Mgmt	11430	SR Conv Fac Fd-Operating	10003073-0001	ADTE Convention Facilities	Convention Operations	10000	Operating	5380CityGP	538010	Community Based Org Svcs	600,000	450,000	-150000	600,000	400,000	-200000	Cut actions
NGFS	ADM	278641	ADM Convention Facilities Mgmt	278641	ADM Convention Facilities Mgmt	278641	ADM Convention Facilities Mgmt	11430	SR Conv Fac Fd-Operating	10003073-0001	ADTE Convention Facilities	Convention Operations	10000	Operating	5600CapOut	567000	Bldgs,Struct&Imprv Proj-Budget	65,000	350,000	285000	0	565,000	565000	Estimated expenses
NGFS	ADM	278641	ADM Convention Facilities Mgmt	278641	ADM Convention Facilities Mgmt	278641	ADM Convention Facilities Mgmt	11430	SR Conv Fac Fd-Operating	10026665-0001	AD Convention Services	AD Convention Services	10000	Operating	5950_ITO	595030	ITo To 2Scif-ConvntnFaciltsFd	100527	3,000,000	3,000,000	0	5,000,000	5000000	Estimated expenses
NGFS	ADM	296644	ADM Internal Services	228875	ADM Real Estate Division	228875	ADM Real Estate Division	14300	SR Real Property	10001301-0001	ADRE Real Estate Projects	Special Transaction Services	17377	Real Estate Projects	5010Salary	501010	Perm Salaries-Misc-Regular	0	171,027	171027	0	177,797	177797	See Form 3B
NGFS	ADM	296644	ADM Internal Services	228875	ADM Real Estate Division	228875	ADM Real Estate Division	14300	SR Real Property	10001301-0001	ADRE Real Estate Projects	Special Transaction Services	17377	Real Estate Projects	5130Fringe	513010	Retire City Misc	0	24,286	24286	0	23,878	23878	See Form 3B
NGFS	ADM	296644	ADM Internal Services	228875	ADM Real Estate Division	228875	ADM Real Estate Division	14300	SR Real Property	10001301-0001	ADRE Real Estate Projects	Special Transaction Services	17377	Real Estate Projects	5130Fringe	514010	Social Security (OASDI & HI)	0	10,604	10604	0	11,023	11023	See Form 3B
NGFS	ADM	296644	ADM Internal Services	228875	ADM Real Estate Division	228875	ADM Real Estate Division	14300	SR Real Property	10001301-0001	ADRE Real Estate Projects	Special Transaction Services	17377	Real Estate Projects	5130Fringe	514020	Social Sec-Medicare(HI Only)	0	2,480	2480	0	2,578	2578	See Form 3B
NGFS	ADM	296644	ADM Internal Services	228875	ADM Real Estate Division	228875	ADM Real Estate Division	14300	SR Real Property	10001301-0001	ADRE Real Estate Projects	Special Transaction Services	17377	Real Estate Projects	5130Fringe	515010	Health Service-City Match	0	4,797	4797	0	5,132	5132	See Form 3B
NGFS	ADM	296644	ADM Internal Services	228875	ADM Real Estate Division	228875	ADM Real Estate Division	14300	SR Real Property	10001301-0001	ADRE Real Estate Projects	Special Transaction Services	17377	Real Estate Projects	5130Fringe	515020	Retiree Health-Match-Prop B	0	1,223	1223	0	1,271	1271	See Form 3B
NGFS	ADM	296644	ADM Internal Services	228875	ADM Real Estate Division	228875	ADM Real Estate Division	14300	SR Real Property	10001301-0001	ADRE Real Estate Projects	Special Transaction Services	17377	Real Estate Projects	5130Fringe	515030	RetireeHlthCare-CityMatchPropC	0	488	488	0	507	507	See Form 3B
NGFS	ADM	296644	ADM Internal Services	228875	ADM Real Estate Division	228875	ADM Real Estate Division	14300	SR Real Property	10001301-0001	ADRE Real Estate Projects	Special Transaction Services	17377	Real Estate Projects	5130Fringe	515710	Dependent Coverage	0	13,125	13125	0	14,044	14044	See Form 3B
NGFS	ADM	296644	ADM Internal Services	228875	ADM Real Estate Division	228875	ADM Real Estate Division	14300	SR Real Property	10001301-0001	ADRE Real Estate Projects	Special Transaction Services	17377	Real Estate Projects	5130Fringe	516010	Dental Coverage	0	1,108	1108	0	1,145	1145	See Form 3B
NGFS	ADM	296644	ADM Internal Services	228875	ADM Real Estate Division	228875	ADM Real Estate Division	14300	SR Real Property	10001301-0001	ADRE Real Estate Projects	Special Transaction Services	17377	Real Estate Projects	5130Fringe	519120	Long Term Disability Insurance	0	701	701	0	729	729	See Form 3B
NGFS	ADM	296644	ADM Internal Services	228875	ADM Real Estate Division	228875	ADM Real Estate Division	14300	SR Real Property	10001302-0001	ADRE Real Estate Operations	Fire/Life Safety Services	17378	Real Estate Real Property Fund	5210NPSvcs	527000	Prof & Specialized Svcs-Bdgt	3,317,297	3,370,202	52905	3,317,297	3,538,713	221416	Estimated expenses
NGFS	ADM	296644	ADM Internal Services	228875	ADM Real Estate Division	228875	ADM Real Estate Division	14300	SR Real Property	10001302-0004	ADRE Real Estate Operations	Engineering Services	17378	Real Estate Real Property Fund	5010Salary	501010	Perm Salaries-Misc-Regular	7,333,536	7,668,057	334521	7,653,652	8,001,415	347763	See Form 3B
NGFS	ADM	296644	ADM Internal Services	228875	ADM Real Estate Division	228875	ADM Real Estate Division	14300	SR Real Property	10001302-0004	ADRE Real Estate Operations	Engineering Services	17378	Real Estate Real Property Fund	5130Fringe	513010	Retire City Misc	1,063,355	1,110,857	47502	1,050,902	1,097,607	46705	See Form 3B
NGFS	ADM	296644	ADM Internal Services	228875	ADM Real Estate Division	228875	ADM Real Estate Division	14300	SR Real Property	10001302-0004	ADRE Real Estate Operations	Engineering Services	17378	Real Estate Real Property Fund	5130Fringe	514010	Social Security (OASDI & HI)	499,498	519,781	20283	519,992	541,422	21430	See Form 3B
NGFS	ADM	296644	ADM Internal Services	228875	ADM Real Estate Division	228875	ADM Real Estate Division	14300	SR Real Property	10001302-0004	ADRE Real Estate Operations	Engineering Services	17378	Real Estate Real Property Fund	5130Fringe	514020	Social Sec-Medicare(HI Only)	117,007	121,858	4851	121,689	126,731	5042	See Form 3B
NGFS	ADM	296644	ADM Internal Services	228875	ADM Real Estate Division	228875	ADM Real Estate Division	14300	SR Real Property	10001302-0004	ADRE Real Estate Operations	Engineering Services	17378	Real Estate Real Property Fund	5130Fringe	515010	Health Service-City Match	174,900	181,218	6318	187,135	193,895	6760	See Form 3B
NGFS	ADM	296644	ADM Internal Services	228875	ADM Real Estate Division	228875	ADM Real Estate Division	14300	SR Real Property	10001302-0004	ADRE Real Estate Operations	Engineering Services	17378	Real Estate Real Property Fund	5130Fringe	515020	Retiree Health-Match-Prop B	57,712	60,104	2392	60,001	62,488	2487	See Form 3B
NGFS	ADM	296644	ADM Internal Services	228875	ADM Real Estate Division	228875	ADM Real Estate Division	14300	SR Real Property	10001302-0004	ADRE Real Estate Operations	Engineering Services	17378	Real Estate Real Property Fund	5130Fringe	515030	RetireeHlthCare-CityMatchPropC	22,995	23,948	953	23,914	24,906	992	See Form 3B
NGFS	ADM	296644	ADM Internal Services	228875	ADM Real Estate Division	228875	ADM Real Estate Division	14300	SR Real Property	10001302-0004	ADRE Real Estate Operations	Engineering Services	17378	Real Estate Real Property Fund	5130Fringe	515710	Dependent Coverage	941,385	974,643	33258	1,007,280	1,042,866	35586	See Form 3B
NGFS	ADM	296644	ADM Internal Services	228875	ADM Real Estate Division	228875	ADM Real Estate Division	14300	SR Real Property	10001302-0004	ADRE Real Estate Operations	Engineering Services	17378	Real Estate Real Property Fund	5130Fringe	516010	Dental Coverage	70,749	73,261	2512	73,118	75,714	2596	See Form 3B
NGFS	ADM	296644	ADM Internal Services	228875	ADM Real Estate Division	228875	ADM Real Estate Division	14300	SR Real Property	10001302-0004	ADRE Real Estate Operations	Engineering Services	17378	Real Estate Real Property Fund	5130Fringe	519120	Long Term Disability Insurance	30,072	31,444	1372	31,372	32,798	1426	See Form 3B
NGFS	ADM	296644	ADM Internal Services	228875	ADM Real Estate Division	228875	ADM Real Estate Division	14300	SR Real Property	10001302-0004	ADRE Real Estate Operations	Engineering Services	17378	Real Estate Real Property Fund	5210NPSvcs	527000	Prof & Specialized Svcs-Bdgt	194,206	195,701	1495	194,206	201,592	7386	Updated costs
NGFS	ADM	296644	ADM Internal Services	228875	ADM Real Estate Division	228875	ADM Real Estate Division	14300	SR Real Property	10001302-0004	ADRE Real Estate Operations	Engineering Services	17378	Real Estate Real Property Fund	5400Mat&Su	540000	Materials & Supplies-Budget	148,666	149,811	1145	148,666	154,320	5654	Updated costs
NGFS	ADM	296644	ADM Internal Services	228875	ADM Real Estate Division	228875	ADM Real Estate Division	14300	SR Real Property	10001302-0007	ADRE Real Estate Operations	City Hall	17378	Real Estate Real Property Fund	5210NPSvcs	528000	Maint Svcs-Bldgs & Impvts-Bdgt	425,626	428,903	3277	425,626	441,813	16187	Updated costs
NGFS	ADM	296644	ADM Internal Services	228875	ADM Real Estate Division	228875	ADM Real Estate Division	14300	SR Real Property	10001302-0007	ADRE Real Estate Operations	City Hall	17378	Real Estate Real Property Fund	5210NPSvcs	528010	Scavenger Services	49,333	49,713	380	49,333	51,209	1876	Updated costs
NGFS	ADM	296644	ADM Internal Services	228875	ADM Real Estate Division	228875	ADM Real Estate Division	14300	SR Real Property	10001302-0007	ADRE Real Estate Operations	City Hall	17378	Real Estate Real Property Fund	5210NPSvcs	552000	Taxes, Licenses & Permits-Bdgt	276,673	278,803	2130	276,673	287,195	10522	Updated costs
NGFS	ADM	296644	ADM Internal Services	228875	ADM Real Estate Division	228875	ADM Real Estate Division	14300	SR Real Property	10001302-0007	ADRE Real Estate Operations	City Hall	17378	Real Estate Real Property Fund	5400Mat&Su	540000	Materials & Supplies-Budget	551,994	556,244	4250	551,994	572,987	20993	Updated costs
NGFS	ADM	296644	ADM Internal Services	228875	ADM Real Estate Division	228875	ADM Real Estate Division	14300	SR Real Property	10001302-0007	ADRE Real Estate Operations	City Hall	17378	Real Estate Real Property Fund	58100thDep	581140	DT Technology Projects	877	0	-877	877	0	-877	Removal of service
NGFS	ADM	296644	ADM Internal Services	228875	ADM Real Estate Division	228875	ADM Real Estate Division	14300	SR Real Property	10001302-0008	ADRE Real Estate Operations	City Hall Events	17378	Real Estate Real Property Fund	5210NPSvcs	527000	Prof & Specialized Svcs-Bdgt	61,309	61,781	472	61,309	63,641	2332	Updated maintenance costs
NGFS	ADM	296644	ADM Internal Services	228875	ADM Real Estate Division	228875	ADM Real Estate Division	14300	SR Real Property	10001302-0008	ADRE Real Estate Operations	City Hall Events	17378	Real Estate Real Property Fund	5400Mat&Su	540000	Materials & Supplies-Budget	10,148	10,226	78	10,148	10,534	386	Updated maintenance costs
NGFS	ADM	296644	ADM Internal Services	228875	ADM Real Estate Division	228875	ADM Real Estate Division	14300	SR Real Property	10001302-0009	ADRE Real Estate Operations	Hall of Justice	17378	Real Estate Real Property Fund	5210NPSvcs	528010	Scavenger Services	267,433	110,138	-157295	267,433	113,453	-153980	Updated maintenance costs
NGFS	ADM	296644	ADM Internal Services	228875	ADM Real Estate Division	228875	ADM Real Estate Division	14300	SR Real Property	10001302-0009	ADRE Real Estate Operations	Hall of Justice	17378	Real Estate Real Property Fund	5210NPSvcs	535000	Other Current Expenses - Bdgt	557,550	561,843	4293	557,550	578,754	21204	Updated maintenance costs
NGFS	ADM	296644	ADM Internal Services	228875	ADM Real Estate Division	228875	ADM Real Estate Division	14300	SR Real Property	10001302-0009	ADRE Real Estate Operations	Hall of Justice	17378	Real Estate Real Property Fund	5210NPSvcs	552000	Taxes, Licenses & Permits-Bdgt	134,201	135,234	1033	134,201	139,305	5104	Updated costs
NGFS	ADM	296644	ADM Internal Services	228875	ADM Real Estate Division	228875	ADM Real Estate Division	14300	SR Real Property	10001302-0009	ADRE Real Estate Operations	Hall of Justice	17378	Real Estate Real Property Fund	5400Mat&Su	540000	Materials & Supplies-Budget	114,890	115,775	885	114,890	119,260	4370	Updated maintenance costs
NGFS	ADM	296644	ADM Internal Services	228875	ADM Real Estate Division	228875	ADM Real Estate Division	14300	SR Real Property	10001302-0010	ADRE Real Estate Operations	25 Van Ness Building	17378	Real Estate Real Property Fund	5210NPSvcs	528010	Scavenger Services	94,408	95,135	727	94,408	97,999	3591	Updated maintenance costs
NGFS	ADM	296644	ADM Internal Services	228875	ADM Real Estate Division	228875	ADM Real Estate Division	14300	SR Real Property	10001302-0010	ADRE Real Estate Operations	25 Van Ness Building	17378	Real Estate Real Property Fund	5210NPSvcs	535000	Other Current Expenses - Bdgt	872,897	879,618	6721	872,897	906,095	33198	Updated maintenance costs
NGFS	ADM	296644	ADM Internal Services	228875	ADM Real Estate Division	22887																		

NGFS	ADM	296644	ADM Internal Services	228875	ADM Real Estate Division	228875	ADM Real Estate Division	14300	SR Real Property	10001302-0022	ADRE Real Estate Operations	450 6th Street Building	17378	Real Estate Real Property Fund	5210NPScvs	552000	Taxes, Licenses & Permits-Bdgt		1,990	2,005	15	1,990	2,065	75	Updated costs	
NGFS	ADM	296644	ADM Internal Services	228875	ADM Real Estate Division	228875	ADM Real Estate Division	14300	SR Real Property	10001302-0023	ADRE Real Estate Operations	Property Management	17378	Real Estate Real Property Fund	5010Salary	501000	Perm Salaries-Misc-Budget		12,491	0	-12491	12,676	0	-12676	As directed by CON	
NGFS	ADM	296644	ADM Internal Services	228875	ADM Real Estate Division	228875	ADM Real Estate Division	14300	SR Real Property	10001302-0023	ADRE Real Estate Operations	Property Management	17378	Real Estate Real Property Fund	5010Salary	501010	Perm Salaries-Misc-Regular		7,208,139	7,421,998	213859	7,501,422	7,723,044	221982	See Form 3B	
NGFS	ADM	296644	ADM Internal Services	228875	ADM Real Estate Division	228875	ADM Real Estate Operations	14300	SR Real Property	10001302-0023	ADRE Real Estate Operations	Property Management	17378	Real Estate Real Property Fund	5130Fringe	513010	Retire City Misc		1,034,766	1,066,160	31394	1,019,140	1,050,018	30878	See Form 3B	
NGFS	ADM	296644	ADM Internal Services	228875	ADM Real Estate Division	228875	ADM Real Estate Division	14300	SR Real Property	10001302-0023	ADRE Real Estate Operations	Property Management	17378	Real Estate Real Property Fund	5130Fringe	514010	Social Security (OASDI & HI)		448,024	461,282	13258	468,154	481,916	13762	See Form 3B	
NGFS	ADM	296644	ADM Internal Services	228875	ADM Real Estate Division	228875	ADM Real Estate Operations	14300	SR Real Property	10001302-0023	ADRE Real Estate Operations	Property Management	17378	Real Estate Real Property Fund	5130Fringe	514020	Social Sec-Medicare(HI Only)		107,472	110,572	3100	111,716	114,935	3219	See Form 3B	
NGFS	ADM	296644	ADM Internal Services	228875	ADM Real Estate Division	228875	ADM Real Estate Division	14300	SR Real Property	10001302-0023	ADRE Real Estate Operations	Property Management	17378	Real Estate Real Property Fund	5130Fringe	515010	Health Service-City Match		240,805	253,198	12393	257,651	270,913	13262	See Form 3B	
NGFS	ADM	296644	ADM Internal Services	228875	ADM Real Estate Division	228875	ADM Real Estate Division	14300	SR Real Property	10001302-0023	ADRE Real Estate Operations	Property Management	17378	Real Estate Real Property Fund	5130Fringe	515020	Retiree Health-Match-Prop B		52,982	54,511	1529	55,087	56,674	1587	See Form 3B	
NGFS	ADM	296644	ADM Internal Services	228875	ADM Real Estate Division	228875	ADM Real Estate Operations	14300	SR Real Property	10001302-0023	ADRE Real Estate Operations	Property Management	17378	Real Estate Real Property Fund	5130Fringe	515030	RetireeHlthCare-CityMatchPropC		21,133	21,742	609	21,972	22,605	633	See Form 3B	
NGFS	ADM	296644	ADM Internal Services	228875	ADM Real Estate Division	228875	ADM Real Estate Division	14300	SR Real Property	10001302-0023	ADRE Real Estate Operations	Property Management	17378	Real Estate Real Property Fund	5130Fringe	515710	Dependent Coverage		729,547	753,707	24160	780,613	806,464	25851	See Form 3B	
NGFS	ADM	296644	ADM Internal Services	228875	ADM Real Estate Division	228875	ADM Real Estate Division	14300	SR Real Property	10001302-0023	ADRE Real Estate Operations	Property Management	17378	Real Estate Real Property Fund	5130Fringe	516010	Dental Coverage		60,242	62,412	2170	62,238	64,480	2242	See Form 3B	
NGFS	ADM	296644	ADM Internal Services	228875	ADM Real Estate Division	228875	ADM Real Estate Operations	14300	SR Real Property	10001302-0023	ADRE Real Estate Operations	Property Management	17378	Real Estate Real Property Fund	5130Fringe	519010	Fringe Adjustments-Budget		2,908	0	-2908	2,948	0	-2948	As directed by CON	
NGFS	ADM	296644	ADM Internal Services	228875	ADM Real Estate Division	228875	ADM Real Estate Division	14300	SR Real Property	10001302-0023	ADRE Real Estate Operations	Property Management	17378	Real Estate Real Property Fund	5130Fringe	519120	Long Term Disability Insurance		21,103	21,980	877	21,965	22,876	911	See Form 3B	
NGFS	ADM	296644	ADM Internal Services	228875	ADM Real Estate Division	228875	ADM Real Estate Operations	14300	SR Real Property	10001302-0023	ADRE Real Estate Operations	Property Management	17378	Real Estate Real Property Fund	5210NPScvs	522000	Training - Budget		919	926	7	919	954	35	Estimated expenses	
NGFS	ADM	296644	ADM Internal Services	228875	ADM Real Estate Division	228875	ADM Real Estate Operations	14300	SR Real Property	10001302-0023	ADRE Real Estate Operations	Property Management	17378	Real Estate Real Property Fund	5210NPScvs	535000	Other Current Expenses - Bdgt		1,041,153	1,293,509	252356	1,041,153	1,602,417	561264	Estimated expenses	
NGFS	ADM	296644	ADM Internal Services	228875	ADM Real Estate Division	228875	ADM Real Estate Operations	14300	SR Real Property	10001302-0023	ADRE Real Estate Operations	Property Management	17378	Real Estate Real Property Fund	5210NPScvs	552000	Taxes, Licenses & Permits-Bdgt		19,612	19,763	151	19,612	20,358	746	Updated costs	
NGFS	ADM	296644	ADM Internal Services	228875	ADM Real Estate Division	228875	ADM Real Estate Operations	14300	SR Real Property	10001302-0023	ADRE Real Estate Operations	Property Management	17378	Real Estate Real Property Fund	5400Mat&Su	540000	Materials & Supplies-Budget		83,641	84,285	644	83,641	86,822	3181	Estimated expenses	
NGFS	ADM	296644	ADM Internal Services	228875	ADM Real Estate Division	228875	ADM Real Estate Operations	14300	SR Real Property	10001302-0023	ADRE Real Estate Operations	Property Management	17378	Real Estate Real Property Fund	5600CapOut	560000	Equipment Purchase-Budget	ADM25010	0	53,355	53355	0	0	0	0	Equipment purchase
NGFS	ADM	296644	ADM Internal Services	228875	ADM Real Estate Division	228875	ADM Real Estate Operations	14300	SR Real Property	10001302-0023	ADRE Real Estate Operations	Property Management	17378	Real Estate Real Property Fund	5810OthDep	581081	Sr-DPW-Urban Forestry		89,979	93,128	3149	89,979	96,388	6409	Increased service costs	
NGFS	ADM	296644	ADM Internal Services	228875	ADM Real Estate Division	228875	ADM Real Estate Operations	14300	SR Real Property	10001302-0023	ADRE Real Estate Operations	Property Management	17378	Real Estate Real Property Fund	5810OthDep	581140	DT Technology Projects		16,601	0	-16601	16,601	0	-16601	removal of service	
NGFS	ADM	296644	ADM Internal Services	228875	ADM Real Estate Division	228875	ADM Real Estate Operations	14300	SR Real Property	10001302-0023	ADRE Real Estate Operations	Property Management	17378	Real Estate Real Property Fund	5810OthDep	581160	GF-Adm-General(AAO)		1,915,567	1,744,088	-171479	1,915,567	1,805,015	-110552	Updated service costs	
NGFS	ADM	296644	ADM Internal Services	228875	ADM Real Estate Division	228875	ADM Real Estate Operations	14300	SR Real Property	10001302-0025	ADRE Real Estate Operations	101 South Van Ness Lease	17378	Real Estate Real Property Fund	5210NPScvs	530110	Property Rent		498,477	497,526	-951	498,477	512,452	13975	Updated costs	
NGFS	ADM	296644	ADM Internal Services	228875	ADM Real Estate Division	228875	ADM Real Estate Operations	14300	SR Real Property	10001302-0026	ADRE Real Estate Operations	1145 Market Lease	17378	Real Estate Real Property Fund	5210NPScvs	530110	Property Rent		4,634,984	1,887,295	-2747689	4,634,984	1,986,183	-2648801	Updated costs	
NGFS	ADM	296644	ADM Internal Services	228875	ADM Real Estate Division	228875	ADM Real Estate Operations	14300	SR Real Property	10001302-0027	ADRE Real Estate Operations	1155 Market Lease	17378	Real Estate Real Property Fund	5210NPScvs	530110	Property Rent		7,647,009	0	-7647009	7,647,009	0	-7647009	Removal of lease	
NGFS	ADM	296644	ADM Internal Services	228875	ADM Real Estate Division	228875	ADM Real Estate Operations	14300	SR Real Property	10001302-0034	ADRE Real Estate Operations	450 Toland Street Lease	17378	Real Estate Real Property Fund	5210NPScvs	530110	Property Rent		1,487,914	1,487,914	0	1,487,914	2,468,962	981048	Updated costs	
NGFS	ADM	296644	ADM Internal Services	228875	ADM Real Estate Division	228875	ADM Real Estate Operations	14300	SR Real Property	10001302-0036	ADRE Real Estate Operations	88 5th Street Building	17378	Real Estate Real Property Fund	5210NPScvs	527000	Prof & Specialized Svcs-Bdgt		92,733	16,415	-76318	92,733	14,839	-77894	Estimated expenses	
NGFS	ADM	296644	ADM Internal Services	228875	ADM Real Estate Division	228875	ADM Real Estate Operations	14300	SR Real Property	10001302-0037	ADRE Real Estate Operations	1099 Sunnydale Ave Building	17378	Real Estate Real Property Fund	5210NPScvs	528990	Other Bldg Maint Svcs		264,488	111,834	-152654	264,488	115,200	-149288	Estimated expenses	
NGFS	ADM	296644	ADM Internal Services	228875	ADM Real Estate Division	228875	ADM Real Estate Operations	14300	SR Real Property	10001302-0037	ADRE Real Estate Operations	1099 Sunnydale Ave Building	17378	Real Estate Real Property Fund	5400Mat&Su	542990	Other Bldg Maint Supplies		13,741	13,847	106	13,741	14,264	523	Estimated expenses	
NGFS	ADM	296644	ADM Internal Services	228875	ADM Real Estate Division	228875	ADM Real Estate Operations	14300	SR Real Property	10001302-0038	ADRE Real Estate Operations	50 Raymond Ave Building	17378	Real Estate Real Property Fund	5210NPScvs	528990	Other Bldg Maint Svcs		6,306	4,355	-1951	6,306	4,486	-1820	Estimated expenses	
NGFS	ADM	296644	ADM Internal Services	228875	ADM Real Estate Division	228875	ADM Real Estate Operations	14300	SR Real Property	10001302-0038	ADRE Real Estate Operations	50 Raymond Ave Building	17378	Real Estate Real Property Fund	5400Mat&Su	542990	Other Bldg Maint Supplies		7,249	7,305	56	7,249	7,525	276	Estimated expenses	
NGFS	ADM	296644	ADM Internal Services	228875	ADM Real Estate Division	228875	ADM Real Estate Operations	14300	SR Real Property	10001302-0039	ADRE Real Estate Operations	66 Raymond Ave Building	17378	Real Estate Real Property Fund	5210NPScvs	528990	Other Bldg Maint Svcs		27,248	12,458	-14790	27,248	12,833	-14415	Estimated expenses	
NGFS	ADM	296644	ADM Internal Services	228875	ADM Real Estate Division	228875	ADM Real Estate Operations	14300	SR Real Property	10001302-0039	ADRE Real Estate Operations	66 Raymond Ave Building	17378	Real Estate Real Property Fund	5400Mat&Su	542990	Other Bldg Maint Supplies		17,240	17,373	133	17,240	17,896	656	Estimated expenses	
NGFS	ADM	296644	ADM Internal Services	228875	ADM Real Estate Division	228875	ADM Real Estate Operations	14300	SR Real Property	10001302-0041	ADRE Real Estate Operations	Markets	17378	Real Estate Real Property Fund	5010Salary	501010	Perm Salaries-Misc-Regular		421,468	217,689	-203779	438,202	226,357	-21845	See Form 3B	
NGFS	ADM	296644	ADM Internal Services	228875	ADM Real Estate Division	228875	ADM Real Estate Operations	14300	SR Real Property	10001302-0041	ADRE Real Estate Operations	Markets	17378	Real Estate Real Property Fund	5130Fringe	513010	Retire City Misc		61,852	31,938	-29914	60,936	31,468	-29468	See Form 3B	
NGFS	ADM	296644	ADM Internal Services	228875	ADM Real Estate Division	228875	ADM Real Estate Operations	14300	SR Real Property	10001302-0041	ADRE Real Estate Operations	Markets	17378	Real Estate Real Property Fund	5130Fringe	514010	Social Security (OASDI & HI)		26,130	13,496	-12634	27,168	14,034	-13134	See Form 3B	
NGFS	ADM	296644	ADM Internal Services	228875	ADM Real Estate Division	228875	ADM Real Estate Operations	14300	SR Real Property	10001302-0041	ADRE Real Estate Operations	Markets	17378	Real Estate Real Property Fund	5130Fringe	514020	Social Sec-Medicare(HI Only)		6,110	3,156	-2954	6,355	3,283	-3072	See Form 3B	
NGFS	ADM	296644	ADM Internal Services	228875	ADM Real Estate Division	228875	ADM Real Estate Operations	14300	SR Real Property	10001302-0041	ADRE Real Estate Operations	Markets	17378	Real Estate Real Property Fund	5130Fringe	515010	Health Service-City Match		24,084	12,042	-12042	25,772	12,886	-12886	See Form 3B	
NGFS	ADM	296644	ADM Internal Services	228875	ADM Real Estate Division	228875	ADM Real Estate Operations	14300	SR Real Property	10001302-0041	ADRE Real Estate Operations	Markets	17378	Real Estate Real Property Fund	5130Fringe	515020	Retiree Health-Match-Prop B		3,014	1,557	-1457	3,134	1,619	-1515	See Form 3B	
NGFS	ADM	296644	ADM Internal Services	228875	ADM Real Estate Division	228875	ADM Real Estate Operations	14300	SR Real Property	10001302-0041	ADRE Real Estate Operations	Markets	17378	Real Estate Real Property Fund	5130Fringe	515030	RetireeHlthCare-CityMatchPropC		1,201	620	-581	1,249	645	-604	See Form 3B	
NGFS	ADM	296644	ADM Internal Services	228875	ADM Real Estate Division	228875	ADM Real Estate Operations	14300	SR Real Property	10001302-0041	ADRE Real Estate Operations	Markets	17378	Real Estate Real Property Fund	5130Fringe	515710	Dependent Coverage		45,548	22,774	-22774	48,736	24,368	-24368	See Form 3B	
NGFS	ADM	296644	ADM Internal Services	228875	ADM Real Estate Division	228875	ADM Real Estate Operations	14300	SR Real Property	10001302-0041	ADRE Real Estate Operations	Markets	17378	Real Estate Real Property Fund	5130Fringe	516010	Dental Coverage		4,116	2,058	-2058	4,252	2,126	-2126	See Form 3B	
NGFS	ADM	296644	ADM Internal Services	228875	ADM Real Estate Division	228875	ADM Real Estate Operations	14300	SR Real Property	10001302-0041	ADRE Real Estate Operations	Markets	17378	Real Estate Real Property Fund	5130Fringe	519120	Long Term Disability Insurance		1,729	893	-836	1,798	929	-869	See Form 3B	
NGFS	ADM	296644	ADM Internal Services	228875	ADM Real Estate Division	228875	ADM Real Estate Operations	14300	SR Real Property	10001302-0041	ADRE Real Estate Operations	Markets	17378	Real Estate Real Property Fund	5210NPScvs	528010	Scavenger Services		61,302	61,774	472	61,302	63,633	2331	Estimated expenses	
NGFS	ADM	296644	ADM Internal Services	228875	ADM Real Estate Division	228875	ADM Real Estate Operations	14300	SR Real Property	10001302-0041	ADRE Real Estate Operations	Markets	17378	Real Estate Real Property Fund	5210NPScvs	528110	Security		93,620	60,000	-33620	93,620	61,806	-31814	Estimated expenses	
NGFS	ADM	296644	ADM Internal Services	228875	ADM Real Estate Division	228875	ADM Real Estate Operations	14300	SR Real Property	10001302-0041	ADRE Real Estate Operations	Markets	17378	Real Estate Real Property Fund	5210NPScvs	535000	Other Current Expenses - Bdgt		20,762	20,922	160	20,762	21,552	790	Estimated expenses	
NGFS	ADM	296644	ADM Internal Services	228875	ADM Real Estate Division	228875	ADM Real Estate Operations	14300	SR Real Property	10001302-0041	ADRE Real Estate Operations	Markets	17378	Real Estate Real Property Fund	5210NPScvs	552210	Fees Licenses Permits		1,191	1,200	9	1,191	1,236	45	Updated costs	
NGFS	ADM	296644	ADM Internal Services	228875	ADM Real Estate Division	228875	ADM Real Estate Operations	14300	SR Real Property	10001302-0041	ADRE Real Estate Operations	Markets	17378	Real Estate Real Property Fund	5400Mat&Su	540000	Materials & Supplies-Budget		9,332	9,404	72	9,332	9,687	355	Estimated expenses	
NGFS	ADM	296644	ADM Internal Services	228875	ADM Real Estate Division	228875	ADM Real Estate Operations	14300	SR Real Property	1000130																

NGFS	ADM	296644	ADM Internal Services	228880	ADM ReproMail	228880	ADM ReproMail	28310	ISOIS REPRODUCTION FUND	10003088-0001	ADRP Repromail	Repromail Operations	10000	Operating	5130Fringe	514010	Social Security (OASDI & HI)	124,864	125,586	722	130,061	130,812	751	See Form 3B	
NGFS	ADM	296644	ADM Internal Services	228880	ADM ReproMail	228880	ADM ReproMail	28310	ISOIS REPRODUCTION FUND	10003088-0001	ADRP Repromail	Repromail Operations	10000	Operating	5130Fringe	514020	Social Sec-Medicare(HI Only)	29,278	29,447	169	30,425	30,601	176	See Form 3B	
NGFS	ADM	296644	ADM Internal Services	228880	ADM ReproMail	228880	ADM ReproMail	28310	ISOIS REPRODUCTION FUND	10003088-0001	ADRP Repromail	Repromail Operations	10000	Operating	5130Fringe	515020	Retiree Health-Match-Prop B	14,437	14,521	84	15,003	15,090	87	See Form 3B	
NGFS	ADM	296644	ADM Internal Services	228880	ADM ReproMail	228880	ADM ReproMail	28310	ISOIS REPRODUCTION FUND	10003088-0001	ADRP Repromail	Repromail Operations	10000	Operating	5130Fringe	515030	RetireeHlthCare-CityMatchPropC	5,762	5,795	33	5,983	6,018	35	See Form 3B	
NGFS	ADM	296644	ADM Internal Services	228880	ADM ReproMail	228880	ADM ReproMail	28310	ISOIS REPRODUCTION FUND	10003088-0001	ADRP Repromail	Repromail Operations	10000	Operating	5130Fringe	519120	Long Term Disability Insurance	7,022	7,070	48	7,311	7,361	50	See Form 3B	
NGFS	ADM	296644	ADM Internal Services	228880	ADM ReproMail	228880	ADM ReproMail	28310	ISOIS REPRODUCTION FUND	10003088-0001	ADRP Repromail	Repromail Operations	10000	Operating	5210NPSvcs	529000	Maint Svcs-Equipment-Budget	554,000	567,462	13462	554,000	567,462	13462	Estimated expenses	
NGFS	ADM	296644	ADM Internal Services	228880	ADM ReproMail	228880	ADM ReproMail	28310	ISOIS REPRODUCTION FUND	10003088-0001	ADRP Repromail	Repromail Operations	10000	Operating	5600CapOut	560000	Equipment Purchase-Budget	ADM25005	0	48,974	48974	0	0	0	Current machine is outdated
NGFS	ADM	296644	ADM Internal Services	228880	ADM ReproMail	228880	ADM ReproMail	28310	ISOIS REPRODUCTION FUND	10003088-0001	ADRP Repromail	Repromail Operations	10000	Operating	5600CapOut	560000	Equipment Purchase-Budget	ADM25006	0	48,974	48974	0	0	0	Replace outdated machine
NGFS	ADM	296644	ADM Internal Services	228880	ADM ReproMail	228880	ADM ReproMail	28310	ISOIS REPRODUCTION FUND	10003088-0001	ADRP Repromail	Repromail Operations	10000	Operating	5600CapOut	560000	Equipment Purchase-Budget	ADM25007	0	48,974	48974	0	0	0	Replace outdated machine
NGFS	ADM	296644	ADM Internal Services	228880	ADM ReproMail	228880	ADM ReproMail	28310	ISOIS REPRODUCTION FUND	10003088-0001	ADRP Repromail	Repromail Operations	10000	Operating	5600CapOut	560000	Equipment Purchase-Budget	ADM25008	0	26,304	26304	0	0	0	Replace outdated system
NGFS	ADM	296644	ADM Internal Services	228880	ADM ReproMail	228880	ADM ReproMail	28310	ISOIS REPRODUCTION FUND	10003088-0001	ADRP Repromail	Repromail Operations	10000	Operating	5600CapOut	560000	Equipment Purchase-Budget	ADM25009	0	26,304	26304	0	0	0	Replace outdated system
NGFS	ADM	296644	ADM Internal Services	232178	ADM Fleet Management	232178	ADM Fleet Management	27500	ISCSF CENTRAL SHOPS FUND	10001625-0001	ADFM Fleet Management	Fleet Management Operations	10000	Operating	5010Salary	501010	Perm Salaries-Misc-Regular	11,809,062	11,813,185	4123	12,339,683	12,343,976	4293	See Form 3B	
NGFS	ADM	296644	ADM Internal Services	232178	ADM Fleet Management	232178	ADM Fleet Management	27500	ISCSF CENTRAL SHOPS FUND	10001625-0001	ADFM Fleet Management	Fleet Management Operations	10000	Operating	5130Fringe	513010	Retire City Misc	1,718,846	1,718,668	-178	1,701,315	1,701,095	-220	See Form 3B	
NGFS	ADM	296644	ADM Internal Services	232178	ADM Fleet Management	232178	ADM Fleet Management	27500	ISCSF CENTRAL SHOPS FUND	10001625-0001	ADFM Fleet Management	Fleet Management Operations	10000	Operating	5130Fringe	514010	Social Security (OASDI & HI)	760,430	760,350	-80	793,838	794,096	258	See Form 3B	
NGFS	ADM	296644	ADM Internal Services	232178	ADM Fleet Management	232178	ADM Fleet Management	27500	ISCSF CENTRAL SHOPS FUND	10001625-0001	ADFM Fleet Management	Fleet Management Operations	10000	Operating	5130Fringe	514020	Social Sec-Medicare(HI Only)	178,846	178,905	59	186,535	186,598	63	See Form 3B	
NGFS	ADM	296644	ADM Internal Services	232178	ADM Fleet Management	232178	ADM Fleet Management	27500	ISCSF CENTRAL SHOPS FUND	10001625-0001	ADFM Fleet Management	Fleet Management Operations	10000	Operating	5130Fringe	515010	Health Service-City Match	371,778	379,243	7465	397,824	405,813	7989	See Form 3B	
NGFS	ADM	296644	ADM Internal Services	232178	ADM Fleet Management	232178	ADM Fleet Management	27500	ISCSF CENTRAL SHOPS FUND	10001625-0001	ADFM Fleet Management	Fleet Management Operations	10000	Operating	5130Fringe	515020	Retiree Health-Match-Prop B	88,189	88,221	32	91,987	92,014	27	See Form 3B	
NGFS	ADM	296644	ADM Internal Services	232178	ADM Fleet Management	232178	ADM Fleet Management	27500	ISCSF CENTRAL SHOPS FUND	10001625-0001	ADFM Fleet Management	Fleet Management Operations	10000	Operating	5130Fringe	515030	RetireeHlthCare-CityMatchPropC	35,164	35,177	13	36,697	36,706	9	See Form 3B	
NGFS	ADM	296644	ADM Internal Services	232178	ADM Fleet Management	232178	ADM Fleet Management	27500	ISCSF CENTRAL SHOPS FUND	10001625-0001	ADFM Fleet Management	Fleet Management Operations	10000	Operating	5130Fringe	515710	Dependent Coverage	1,586,874	1,595,648	8774	1,697,986	1,707,374	9388	See Form 3B	
NGFS	ADM	296644	ADM Internal Services	232178	ADM Fleet Management	232178	ADM Fleet Management	27500	ISCSF CENTRAL SHOPS FUND	10001625-0001	ADFM Fleet Management	Fleet Management Operations	10000	Operating	5130Fringe	516010	Dental Coverage	122,964	123,813	849	127,017	127,894	877	See Form 3B	
NGFS	ADM	296644	ADM Internal Services	232178	ADM Fleet Management	232178	ADM Fleet Management	27500	ISCSF CENTRAL SHOPS FUND	10001625-0001	ADFM Fleet Management	Fleet Management Operations	10000	Operating	5130Fringe	519110	Flexible Benefit Package	22,508	16,881	-5627	24,084	18,063	-6021	See Form 3B	
NGFS	ADM	296644	ADM Internal Services	232178	ADM Fleet Management	232178	ADM Fleet Management	27500	ISCSF CENTRAL SHOPS FUND	10001625-0001	ADFM Fleet Management	Fleet Management Operations	10000	Operating	5130Fringe	519120	Long Term Disability Insurance	5,978	6,774	796	6,475	7,302	827	See Form 3B	
NGFS	ADM	296644	ADM Internal Services	232178	ADM Fleet Management	232178	ADM Fleet Management	27500	ISCSF CENTRAL SHOPS FUND	10001625-0001	ADFM Fleet Management	Fleet Management Operations	10000	Operating	5210NPSvcs	529000	Maint Svcs-Equipment-Budget	5,233,293	5,778,994	545701	5,233,293	5,778,994	545701	Estimated expenses	
NGFS	ADM	296644	ADM Internal Services	232178	ADM Fleet Management	232178	ADM Fleet Management	27500	ISCSF CENTRAL SHOPS FUND	10001625-0001	ADFM Fleet Management	Fleet Management Operations	10000	Operating	5400Mat&Su	540000	Materials & Supplies-Budget	14,060,941	15,337,315	1276374	13,790,960	15,337,315	1546355	Estimated expenses	
NGFS	ADM	296644	ADM Internal Services	232178	ADM Fleet Management	232178	ADM Fleet Management	27500	ISCSF CENTRAL SHOPS FUND	10001625-0001	ADFM Fleet Management	Fleet Management Operations	10000	Operating	58100thDep	581160	GF-Adm-General(AAO)	613,141	562,806	-50335	613,141	582,467	-30674	Estimated expenses	
NGFS	ADM	296645	ADM City Administrator Prog	207650	ADM Immigrant and Language Svc	207650	ADM Immigrant and Language Svc	12550	SR Grants; GSF Continuing	10041228-0001	ADMMJ GoBiz LIIG	Grant 1	10001	Grants	5010Salary	501010	Perm Salaries-Misc-Regular	0	0	0	0	0	0	See Form 3B	
NGFS	ADM	296645	ADM City Administrator Prog	207651	ADM Neighb Beautification	207651	ADM Neighb Beautification	10600	SR Neighborhood Beautification	10002070-0001	ADNB Neighborhood Beautificati	CCG General Operations	16520	AD Neighborhood Beautification	5010Salary	501010	Perm Salaries-Misc-Regular	259,720	259,349	-371	269,999	269,614	-385	See Form 3B	
NGFS	ADM	296645	ADM City Administrator Prog	207651	ADM Neighb Beautification	207651	ADM Neighb Beautification	10600	SR Neighborhood Beautification	10002070-0001	ADNB Neighborhood Beautificati	CCG General Operations	16520	AD Neighborhood Beautification	5130Fringe	513010	Retire City Misc	37,328	37,276	-52	36,727	36,675	-52	See Form 3B	
NGFS	ADM	296645	ADM City Administrator Prog	207651	ADM Neighb Beautification	207651	ADM Neighb Beautification	10600	SR Neighborhood Beautification	10002070-0001	ADNB Neighborhood Beautificati	CCG General Operations	16520	AD Neighborhood Beautification	5130Fringe	514010	Social Security (OASDI & HI)	16,102	16,079	-23	16,739	16,715	-24	See Form 3B	
NGFS	ADM	296645	ADM City Administrator Prog	207651	ADM Neighb Beautification	207651	ADM Neighb Beautification	10600	SR Neighborhood Beautification	10002070-0001	ADNB Neighborhood Beautificati	CCG General Operations	16520	AD Neighborhood Beautification	5130Fringe	514020	Social Sec-Medicare(HI Only)	3,766	3,760	-6	3,915	3,909	-6	See Form 3B	
NGFS	ADM	296645	ADM City Administrator Prog	207651	ADM Neighb Beautification	207651	ADM Neighb Beautification	10600	SR Neighborhood Beautification	10002070-0001	ADNB Neighborhood Beautificati	CCG General Operations	16520	AD Neighborhood Beautification	5130Fringe	515010	Health Service-City Match	10,598	10,818	220	11,340	11,575	235	See Form 3B	
NGFS	ADM	296645	ADM City Administrator Prog	207651	ADM Neighb Beautification	207651	ADM Neighb Beautification	10600	SR Neighborhood Beautification	10002070-0001	ADNB Neighborhood Beautificati	CCG General Operations	16520	AD Neighborhood Beautification	5130Fringe	515020	Retiree Health-Match-Prop B	1,856	1,854	-2	1,931	1,928	-3	See Form 3B	
NGFS	ADM	296645	ADM City Administrator Prog	207651	ADM Neighb Beautification	207651	ADM Neighb Beautification	10600	SR Neighborhood Beautification	10002070-0001	ADNB Neighborhood Beautificati	CCG General Operations	16520	AD Neighborhood Beautification	5130Fringe	515030	RetireeHlthCare-CityMatchPropC	740	739	-1	770	769	-1	See Form 3B	
NGFS	ADM	296645	ADM City Administrator Prog	207651	ADM Neighb Beautification	207651	ADM Neighb Beautification	10600	SR Neighborhood Beautification	10002070-0001	ADNB Neighborhood Beautificati	CCG General Operations	16520	AD Neighborhood Beautification	5130Fringe	515710	Dependent Coverage	25,387	24,512	-875	27,164	26,228	-936	See Form 3B	
NGFS	ADM	296645	ADM City Administrator Prog	207651	ADM Neighb Beautification	207651	ADM Neighb Beautification	10600	SR Neighborhood Beautification	10002070-0001	ADNB Neighborhood Beautificati	CCG General Operations	16520	AD Neighborhood Beautification	5130Fringe	516010	Dental Coverage	2,238	2,137	-101	2,312	2,208	-104	See Form 3B	
NGFS	ADM	296645	ADM City Administrator Prog	207651	ADM Neighb Beautification	207651	ADM Neighb Beautification	10600	SR Neighborhood Beautification	10002070-0001	ADNB Neighborhood Beautificati	CCG General Operations	16520	AD Neighborhood Beautification	5130Fringe	519110	Flexible Benefit Package	5,627	0	-5627	6,021	0	-6021	See Form 3B	
NGFS	ADM	296645	ADM City Administrator Prog	207651	ADM Neighb Beautification	207651	ADM Neighb Beautification	10600	SR Neighborhood Beautification	10002070-0001	ADNB Neighborhood Beautificati	CCG General Operations	16520	AD Neighborhood Beautification	5130Fringe	519120	Long Term Disability Insurance	383	1,063	680	398	1,105	707	See Form 3B	
NGFS	ADM	296645	ADM City Administrator Prog	207651	ADM Neighb Beautification	207651	ADM Neighb Beautification	10600	SR Neighborhood Beautification	10022317-0001	ADNB CCG PUC Partnership	PUC Watershed Stwd Grant	16531	AD Ccg-puc Watershed Stwd Gran	5380CityGP	538000	CBO Services - Budget	100,000	0	-100000	100,000	0	-100000	End program	
NGFS	ADM	296645	ADM City Administrator Prog	207655	ADM Treasure Island Dev Auth	207655	ADM Treasure Island Dev Auth	31920	TI Continuing Authority Ctrl	10001292-0001	ADTI Treasure Island DevAuth	TIDA Operations	16525	AD Treasure Island Project	5010Salary	501000	Perm Salaries-Misc-Budget	56,131	0	-56131	56,959	0	-56959	As directed by CON	
NGFS	ADM	296645	ADM City Administrator Prog	207655	ADM Treasure Island Dev Auth	207655	ADM Treasure Island Dev Auth	31920	TI Continuing Authority Ctrl	10001292-0001	ADTI Treasure Island DevAuth	TIDA Operations	16525	AD Treasure Island Project	5010Salary	501010	Perm Salaries-Misc-Regular	2,584,105	2,916,122	332017	2,688,396	3,032,441	344045	See Form 3B	
NGFS	ADM	296645	ADM City Administrator Prog	207655	ADM Treasure Island Dev Auth	207655	ADM Treasure Island Dev Auth	31920	TI Continuing Authority Ctrl	10001292-0001	ADTI Treasure Island DevAuth	TIDA Operations	16525	AD Treasure Island Project	5130Fringe	513010	Retire City Misc	367,272	416,657	49385	361,404	409,916	48512	See Form 3B	
NGFS	ADM	296645	ADM City Administrator Prog	207655	ADM Treasure Island Dev Auth	207655	ADM Treasure Island Dev Auth	31920	TI Continuing Authority Ctrl	10001292-0001	ADTI Treasure Island DevAuth	TIDA Operations	16525	AD Treasure Island Project	5130Fringe	514010	Social Security (OASDI & HI)	138,875	158,003	19128	146,814	166,975	20161	See Form 3B	
NGFS	ADM	296645	ADM City Administrator Prog	207655	ADM Treasure Island Dev Auth	207655	ADM Treasure Island Dev Auth	31920	TI Continuing Authority Ctrl	10001292-0001	ADTI Treasure Island DevAuth	TIDA Operations	16525	AD Treasure Island Project	5130Fringe	514020	Social Sec-Medicare(HI Only)	37,978	42,791	4813	39,489	44,477	4988	See Form 3B	
NGFS	ADM	296645	ADM City Administrator Prog	207655	ADM Treasure Island Dev Auth	207655	ADM Treasure Island Dev Auth	31920	TI Continuing Authority Ctrl	10001292-0001	ADTI Treasure Island DevAuth	TIDA Operations	16525	AD Treasure Island Project	5130Fringe	515010	Health Service-City Match	64,912	76,734	11822	69,447	82,098	12651	See Form 3B	
NGFS	ADM	296645	ADM City Administrator Prog	207655	ADM Treasure Island Dev Auth	207655	ADM Treasure Island Dev Auth	31920	TI Continuing Authority Ctrl	10001292-0001	ADTI Treasure Island DevAuth	TIDA Operations	16525	AD Treasure Island Project	5130Fringe	515020	Retiree Health-Match-Prop B	18,724	21,100	2376	19,471	21,932	2461	See Form 3B	
NGFS	ADM	296645	ADM City Administrator Prog	207655	ADM Treasure Island Dev Auth	207655	ADM Treasure Island Dev Auth	31920	TI Continuing Authority Ctrl	10001292-0001	ADTI Treasure Island DevAuth	TIDA Operations	16525	AD Treasure Island Project	5130Fringe	515030	RetireeHlthCare-CityMatchPropC	7,466	8,411	945	7,766	8,747	981	See Form 3B	
NGFS	ADM	296645	ADM City Administrator Prog	207655	ADM Treasure Island Dev Auth	207655	ADM Treasure Island Dev Auth	31920	TI Continuing Authority Ctrl	10001292-0001	ADTI Treasure Island DevAuth	TIDA Operations	16525	AD Treasure Island Project	5130Fringe	515710	Dependent Coverage	181,859	205,508	23649	194,592	219,896	25304	See Form 3B	
NGFS	ADM	296645	ADM City Administrator Prog	207655	ADM Treasure Island Dev Auth	207655	ADM Treasure Island Dev Auth	31920	TI Continuing Authority Ctrl	10001292-0001	ADTI Treasure Island DevAuth	TIDA Operations	16525	AD Treasure Island Project	5130Fringe	516010	Dental Coverage	15,481	17,640	2159	15,996	18,226	2230	See Form 3B	
NGFS	ADM	29																							

NGFS	ADM	296645	ADM City Administrator Prog	267664	ADM Grants For The Arts	267664	ADM Grants For The Arts	11802	SR Culture & Rec Hotel Tax	10003078-0001	ADGA Grants for the Arts	Grants for the Arts Operations	20451	Grants For the Arts	5130Fringe	514010	Social Security (OASDI & HI)	62,253	63,088	835	64,999	65,866	867	See Form 3B
NGFS	ADM	296645	ADM City Administrator Prog	267664	ADM Grants For The Arts	267664	ADM Grants For The Arts	11802	SR Culture & Rec Hotel Tax	10003078-0001	ADGA Grants for the Arts	Grants for the Arts Operations	20451	Grants For the Arts	5130Fringe	514020	Social Sec-Medicare(HI Only)	15,045	15,240	195	15,626	15,828	202	See Form 3B
NGFS	ADM	296645	ADM City Administrator Prog	267664	ADM Grants For The Arts	267664	ADM Grants For The Arts	11802	SR Culture & Rec Hotel Tax	10003078-0001	ADGA Grants for the Arts	Grants for the Arts Operations	20451	Grants For the Arts	5130Fringe	515020	Retiree Health-Match-Prop B	7,418	7,514	96	7,706	7,806	100	See Form 3B
NGFS	ADM	296645	ADM City Administrator Prog	267664	ADM Grants For The Arts	267664	ADM Grants For The Arts	11802	SR Culture & Rec Hotel Tax	10003078-0001	ADGA Grants for the Arts	Grants for the Arts Operations	20451	Grants For the Arts	5130Fringe	515030	RetireeHlthCare-CityMatchPropC	2,957	2,996	39	3,074	3,114	40	See Form 3B
NGFS	ADM	296645	ADM City Administrator Prog	267664	ADM Grants For The Arts	267664	ADM Grants For The Arts	11802	SR Culture & Rec Hotel Tax	10003078-0001	ADGA Grants for the Arts	Grants for the Arts Operations	20451	Grants For the Arts	5130Fringe	519120	Long Term Disability Insurance	2,725	2,780	55	2,831	2,888	57	See Form 3B
NGFS	ADM	296645	ADM City Administrator Prog	267664	ADM Grants For The Arts	267664	ADM Grants For The Arts	11802	SR Culture & Rec Hotel Tax	10003078-0001	ADGA Grants for the Arts	Grants for the Arts Operations	20451	Grants For the Arts	5810OthDep	581062	GF-War Memorial	21,298	22,574	1276	21,298	22,574	1276	Estimated expenses
NGFS	ADM	296645	ADM City Administrator Prog	267664	ADM Grants For The Arts	267664	ADM Grants For The Arts	11802	SR Culture & Rec Hotel Tax	10003078-0001	ADGA Grants for the Arts	Grants for the Arts Operations	20451	Grants For the Arts	5810OthDep	581160	GF-Adm-General(AAO)	0	40,425	40425	0	41,842	41842	Estimated expenses

BUDGET FORM 3B: Position Change

DEPART ADM General Services Agency - City Admin

																				Position		Total BY FTE			Total By Amount			Total BY FTE			Total BY Amount							
																				Code		Change			Change			Change			Change							
																						2024-	2024-	2024-	2024-	2024-	2024-	2024-	2024-	2024-	2024-	2024-	2024-	2024-	2024-	2024-		
GFS	Dept	Division	Division Title	Section	Section Title	Dept ID	Dept ID Title	Fund	Fund Title	Project-	Project Title	Activity Title	Authority	Authority Title	Account	Agency	Job Class	Job Title	Status	Action	Position	FTE	FTE	FTE	FTE	FTE	FTE	FTE	FTE	FTE	FTE	FTE	FTE	FTE	FTE	FTE	Explanation of Change	
GFS	ADM	296645	ADM City Administrator Prog	207644	ADM 311 Customer Service 207644	ADM 311 Customer Service Ctr	10000	GF Annual Account Ctr	10003071-0001	AD3C 311 Call Center	311 Operations	10000	Operating	5010Salary	1053_C	IS Business Analyst-Senior	A	S	01144720-1	A	S	0	1	1	0	157,652	157652	0	1	1	0	163,892	163892	Substitution to reflect program use				
GFS	ADM	296645	ADM City Administrator Prog	207644	ADM 311 Customer Service 207644	ADM 311 Customer Service Ctr	10000	GF Annual Account Ctr	10003071-0001	AD3C 311 Call Center	311 Operations	10000	Operating	5130Fringe	1053_C	IS Business Analyst-Senior	A	S	01144720-1	A	S	0	1	1	0	55,699	55699	0	1	1	0	57,180	57180	Substitution to reflect program use				
GFS	ADM	296645	ADM City Administrator Prog	207644	ADM 311 Customer Service 207644	ADM 311 Customer Service Ctr	10000	GF Annual Account Ctr	10003071-0001	AD3C 311 Call Center	311 Operations	10000	Operating	5010Salary	1324_C	Customer Service Agent	A	S	01148903-1	A	S	1	0	-1	103,674	0	-103674	1	0	-1	107,777	0	-107777	Substitution to reflect program use				
GFS	ADM	296645	ADM City Administrator Prog	207644	ADM 311 Customer Service 207644	ADM 311 Customer Service Ctr	10000	GF Annual Account Ctr	10003071-0001	AD3C 311 Call Center	311 Operations	10000	Operating	5010Salary	1324_C	Customer Service Agent	A	S	01148904-1	A	S	1	0	-1	103,674	0	-103674	1	0	-1	107,777	0	-107777	Substitution to reflect program use				
GFS	ADM	296645	ADM City Administrator Prog	207644	ADM 311 Customer Service 207644	ADM 311 Customer Service Ctr	10000	GF Annual Account Ctr	10003071-0001	AD3C 311 Call Center	311 Operations	10000	Operating	5010Salary	1324_C	Customer Service Agent	A	S	01148905-1	A	S	1	0	-1	103,674	0	-103674	1	0	-1	107,777	0	-107777	Substitution to reflect program use				
GFS	ADM	296645	ADM City Administrator Prog	207644	ADM 311 Customer Service 207644	ADM 311 Customer Service Ctr	10000	GF Annual Account Ctr	10003071-0001	AD3C 311 Call Center	311 Operations	10000	Operating	5130Fringe	1324_C	Customer Service Agent	A	S	01148903-1	A	S	0	1	1	0	43,049	43049	0	1	1	0	44,446	44446	Substitution to reflect program use				
GFS	ADM	296645	ADM City Administrator Prog	207644	ADM 311 Customer Service 207644	ADM 311 Customer Service Ctr	10000	GF Annual Account Ctr	10003071-0001	AD3C 311 Call Center	311 Operations	10000	Operating	5130Fringe	1324_C	Customer Service Agent	A	S	01148904-1	A	S	0	1	1	0	43,049	43049	0	1	1	0	44,446	44446	Substitution to reflect program use				
GFS	ADM	296645	ADM City Administrator Prog	207644	ADM 311 Customer Service 207644	ADM 311 Customer Service Ctr	10000	GF Annual Account Ctr	10003071-0001	AD3C 311 Call Center	311 Operations	10000	Operating	5130Fringe	1324_C	Customer Service Agent	A	S	01148905-1	A	S	0	1	1	0	43,049	43049	0	1	1	0	44,446	44446	Substitution to reflect program use				
GFS	ADM	296645	ADM City Administrator Prog	207644	ADM 311 Customer Service 207644	ADM 311 Customer Service Ctr	10000	GF Annual Account Ctr	10003071-0001	AD3C 311 Call Center	311 Operations	10000	Operating	5010Salary	1326_C	Customer Service Agent Sur	A	S	01115673-1	A	S	0	1	1	0	117,340	117340	0	1	1	0	121,984	121984	Substitution to reflect program use				
GFS	ADM	296645	ADM City Administrator Prog	207644	ADM 311 Customer Service 207644	ADM 311 Customer Service Ctr	10000	GF Annual Account Ctr	10003071-0001	AD3C 311 Call Center	311 Operations	10000	Operating	5130Fringe	1326_C	Customer Service Agent Sur	A	S	01115673-1	A	S	0	1	1	0	46,293	46293	0	1	1	0	47,710	47710	Substitution to reflect program use				
GFS	ADM	296645	ADM City Administrator Prog	207644	ADM 311 Customer Service 207644	ADM 311 Customer Service Ctr	10000	GF Annual Account Ctr	10003071-0001	AD3C 311 Call Center	311 Operations	10000	Operating	5010Salary	1822_C	Administrative Analyst	A	S	01115673-1	A	S	1	0	-1	122,918	0	-122918	1	0	-1	127,783	0	-127783	Substitution to reflect program use				
GFS	ADM	296645	ADM City Administrator Prog	207644	ADM 311 Customer Service 207644	ADM 311 Customer Service Ctr	10000	GF Annual Account Ctr	10003071-0001	AD3C 311 Call Center	311 Operations	10000	Operating	5130Fringe	1822_C	Administrative Analyst	A	S	01115673-1	A	S	0	1	1	0	47,617	47617	0	1	1	0	49,043	49043	Substitution to reflect program use				
GFS	ADM	296645	ADM City Administrator Prog	207644	ADM 311 Customer Service 207644	ADM 311 Customer Service Ctr	10000	GF Annual Account Ctr	10003071-0001	AD3C 311 Call Center	311 Operations	10000	Operating	5010Salary	1822_C	Senior Administrative Analyst	A	S	01144720-1	A	S	1	0	-1	143,245	0	-143245	1	0	-1	148,916	0	-148916	Substitution to reflect program use				
GFS	ADM	296645	ADM City Administrator Prog	207644	ADM 311 Customer Service 207644	ADM 311 Customer Service Ctr	10000	GF Annual Account Ctr	10003071-0001	AD3C 311 Call Center	311 Operations	10000	Operating	5130Fringe	1822_C	Senior Administrative Analyst	A	S	01144720-1	A	S	0	1	1	0	52,348	52348	0	1	1	0	53,813	53813	Substitution to reflect program use				
GFS	ADM	296645	ADM City Administrator Prog	207644	ADM 311 Customer Service 207644	ADM 311 Customer Service Ctr	10000	GF Annual Account Ctr	10003071-0001	AD3C 311 Call Center	311 Operations	10000	Operating	5010Salary	9993M_C	Attrition Savings - Miscellane	S	NEWP032515	0	0.39	0.39	0	50,774	50774	0	0.4	0.4	0	51,321	51321	Attrition adjustment							
GFS	ADM	296645	ADM City Administrator Prog	207644	ADM 311 Customer Service 207644	ADM 311 Customer Service Ctr	10000	GF Annual Account Ctr	10003071-0001	AD3C 311 Call Center	311 Operations	10000	Operating	5010Salary	9993M_C	Attrition Savings - Miscellane	S	NEWP110713	0	0.39	0.39	0	50,774	50774	0	0.4	0.4	0	51,321	51321	Attrition adjustment							
GFS	ADM	296645	ADM City Administrator Prog	207644	ADM 311 Customer Service 207644	ADM 311 Customer Service Ctr	10000	GF Annual Account Ctr	10003071-0001	AD3C 311 Call Center	311 Operations	10000	Operating	5010Salary	9993M_C	Attrition Savings - Miscellane	S	NEWP131113	0	-0.39	-0.39	0	-50,774	-50774	0	-0.4	-0.4	0	-51,321	-51321	Attrition adjustment							
GFS	ADM	296645	ADM City Administrator Prog	207644	ADM 311 Customer Service 207644	ADM 311 Customer Service Ctr	10000	GF Annual Account Ctr	10003071-0001	AD3C 311 Call Center	311 Operations	10000	Operating	5010Salary	9993M_C	Attrition Savings - Miscellane	S	NEWP563437	0	0.39	0.39	0	50,773	50773	0	0.4	0.4	0	51,321	51321	Attrition adjustment							
GFS	ADM	296645	ADM City Administrator Prog	207644	ADM 311 Customer Service 207644	ADM 311 Customer Service Ctr	10000	GF Annual Account Ctr	10003071-0001	AD3C 311 Call Center	311 Operations	10000	Operating	5010Salary	9993M_C	Attrition Savings - Miscellane	S	NEWP751907	0	-0.39	-0.39	0	-50,774	-50774	0	-0.4	-0.4	0	-51,321	-51321	Attrition adjustment							
GFS	ADM	296645	ADM City Administrator Prog	207644	ADM 311 Customer Service 207644	ADM 311 Customer Service Ctr	10000	GF Annual Account Ctr	10003071-0001	AD3C 311 Call Center	311 Operations	10000	Operating	5010Salary	9993M_C	Attrition Savings - Miscellane	S	NEWP951997	0	-0.82	-0.82	0	-105,123	-105123	0	-0.84	-0.84	0	-108,802	-108802	Attrition adjustment							
GFS	ADM	296645	ADM City Administrator Prog	207644	ADM 311 Customer Service 207644	ADM 311 Customer Service Ctr	10000	GF Annual Account Ctr	10003071-0001	AD3C 311 Call Center	311 Operations	10000	Operating	5130Fringe	9993M_C	Attrition Savings - Miscellane	S	NEWP032515	0	20,068	20068	0	20,068	20068	0	20,564	20564	Attrition adjustment										
GFS	ADM	296645	ADM City Administrator Prog	207644	ADM 311 Customer Service 207644	ADM 311 Customer Service Ctr	10000	GF Annual Account Ctr	10003071-0001	AD3C 311 Call Center	311 Operations	10000	Operating	5130Fringe	9993M_C	Attrition Savings - Miscellane	S	NEWP110713	0	20,068	20068	0	20,068	20068	0	20,564	20564	Attrition adjustment										
GFS	ADM	296645	ADM City Administrator Prog	207644	ADM 311 Customer Service 207644	ADM 311 Customer Service Ctr	10000	GF Annual Account Ctr	10003071-0001	AD3C 311 Call Center	311 Operations	10000	Operating	5130Fringe	9993M_C	Attrition Savings - Miscellane	S	NEWP131113	0	-20,068	-20068	0	-20,068	-20068	0	-20,564	-20564	Attrition adjustment										
GFS	ADM	296645	ADM City Administrator Prog	207644	ADM 311 Customer Service 207644	ADM 311 Customer Service Ctr	10000	GF Annual Account Ctr	10003071-0001	AD3C 311 Call Center	311 Operations	10000	Operating	5130Fringe	9993M_C	Attrition Savings - Miscellane	S	NEWP563437	0	20,067	20067	0	20,067	20067	0	20,564	20564	Attrition adjustment										
GFS	ADM	296645	ADM City Administrator Prog	207644	ADM 311 Customer Service 207644	ADM 311 Customer Service Ctr	10000	GF Annual Account Ctr	10003071-0001	AD3C 311 Call Center	311 Operations	10000	Operating	5130Fringe	9993M_C	Attrition Savings - Miscellane	S	NEWP751907	0	-20,068	-20068	0	-20,068	-20068	0	-20,564	-20564	Attrition adjustment										
GFS	ADM	296645	ADM City Administrator Prog	207644	ADM 311 Customer Service 207644	ADM 311 Customer Service Ctr	10000	GF Annual Account Ctr	10003071-0001	AD3C 311 Call Center	311 Operations	10000	Operating	5130Fringe	9993M_C	Attrition Savings - Miscellane	S	NEWP951997	0	-41,600	-41600	0	-41,600	-41600	0	-43,421	-43421	Attrition adjustment										
GFS	ADM	296645	ADM City Administrator Prog	207644	ADM 311 Customer Service 207644	ADM 311 Customer Service Ctr	10000	GF Annual Account Ctr	10003071-0001	AD3C 311 Call Center	311 Operations	10000	Operating	5010Salary	STEMP_C	Step Adjustments, Miscellan	S	NEWP588301	0	56,587	56587	0	56,587	56587	0	57,776	57776	Entry error										
GFS	ADM	296645	ADM City Administrator Prog	207644	ADM 311 Customer Service 207644	ADM 311 Customer Service Ctr	10000	GF Annual Account Ctr	10003071-0001	AD3C 311 Call Center	311 Operations	10000	Operating	5010Salary	STEMP_C	Step Adjustments, Miscellan	S	NEWP837329	0	-56,587	-56587	0	-56,587	-56587	0	-57,776	-57776	Entry error										
GFS	ADM	296645	ADM City Administrator Prog	207644	ADM 311 Customer Service 207644	ADM 311 Customer Service Ctr	10000	GF Annual Account Ctr	10003071-0001	AD3C 311 Call Center	311 Operations	10000	Operating	5130Fringe	STEMP_C	Step Adjustments, Miscellan	S	NEWP588301	0	14,254	14254	0	14,254	14254	0	14,109	14109	Entry error										
GFS	ADM	296645	ADM City Administrator Prog	207644	ADM 311 Customer Service 207644	ADM 311 Customer Service Ctr	10000	GF Annual Account Ctr	10003071-0001	AD3C 311 Call Center	311 Operations	10000	Operating	5130Fringe	STEMP_C	Step Adjustments, Miscellan	S	NEWP837329	0	-14,254	-14254	0	-14,254	-14254	0	-14,109	-14109	Entry error										
GFS	ADM	296645	ADM City Administrator Prog	207645	ADM Capital Planning	ADM Capital Planning	10020	GF Continuing Authority Ctr	10022481-0006	ADCP Capital Planning Program	Capital Planning Operations	16632	PW Capital Planning	5010Salary	TEMPM_E	Temporary - Miscellaneous	S	NEWP494882	0	0.41	0.41	0	52,578	52578	0	0.46	0.46	0	59,326	59326	Estimated costs							
GFS	ADM	296645	ADM City Administrator Prog	207645	ADM Capital Planning	ADM Capital Planning	10020	GF Continuing Authority Ctr	10022481-0006	ADCP Capital Planning Program	Capital Planning Operations	16632	PW Capital Planning	5130Fringe	TEMPM_E	Temporary - Miscellaneous	S	NEWP636609	0	-0.4	-0.4	0	-52,176	-52176	0	-0.43	-0.43	0	-55,460	-55460	Estimated costs							
GFS	ADM	296645	ADM City Administrator Prog	207645	ADM Capital Planning	ADM Capital Planning	10020	GF Continuing Authority Ctr	10022481-0006	ADCP Capital Planning Program	Capital Planning Operations	16632	PW Capital Planning	5130Fringe	TEMPM_E	Temporary - Miscellaneous	S	NEWP494882	0	4,563	4563	0	4,563	4563	0	5,131	5131	Estimated costs										
GFS	ADM	296645	ADM City Administrator Prog	207645	ADM Capital Planning	ADM Capital Planning	10020	GF Continuing Authority Ctr	10022481-0006	ADCP Capital Planning Program	Capital Planning Operations	16632	PW Capital Planning	5130Fringe	TEMPM_E	Temporary - Miscellaneous	S	NEWP636609	0	-4,514	-4514	0	-4,514	-4514	0	-4,797	-4797	Estimated costs										
GFS	ADM	296645	ADM City Administrator Prog	207646	ADM COIT	ADM COIT	10020	GF Continuing Authority Ctr	10022325-0001	ADIT COIT Program Planning	COIT Program Operations	16540	AD COIT Program Planning	5010Salary	1822_C	Administrative Analyst	O	S	01152340-1	O	S	0	1	1	0	0	0	1	0	0	0	0	0	0	0	0	0	Estimated to reflect program use
GFS	ADM	296645	ADM City Administrator Prog	207649	ADM Disability Access	ADM Disability Access	10000	GF Annual Account Ctr	10003090-0001	ADDA Disability Access	Disability Access Operations	10000	Operating	5010Salary	1842_C	Management Assistant	A	S	01125070-1	A	S	1	0	-1	113,137	0	-113137	1	0	-1	117,616	0	-117616	Substitution to reflect program use				
GFS	ADM	296645	ADM City Administrator Prog	207649	ADM Disability Access	ADM Disability Access	10000	GF Annual Account Ctr	10003090-0001	ADDA Disability Access	Disability Access Operations	10000	Operating	5130Fringe	1842_C	Management Assistant	A	S	01125070-1	A	S	0	1	1	0	45,297	45297	0	46,705	46705	Substitution to reflect program use							
GFS	ADM	296645	ADM City Administrator Prog	207649	ADM Disability Access	ADM Disability Access	10000	GF Annual Account Ctr	10003090-0001	ADDA Disability Access	Disability Access Operations	10000	Operating	5010Salary	184																							

BUDGET FORM 4A: New General Fund Equipment Request - No Vehicles

DEPT/ADM _____

Departments that are making General Fund equipment requests should complete this form.

Do not load General Fund equipment requests in the budget system - they will be loaded centrally in Mayor phase.

Equipment numbers will be finalized after the Mayor's Budget Office determines citywide equipment allocations.

Where applicable, include installation/outfitting costs in the same line item budget request in the tables below.

Fiscal Year	Equipment Description	Justification of Need	Project ID	Project Title	Equipment #	New/Replace	Number of Units	Cost Per Unit	Total Cost	New Request	Rollover Units	Rollover Cost Per Unit	Rollover Total Cost
2025	311 - UPS Replacement	high importance. Current UPS (for entire 311 office) was installed in 2006 and is no longer supported. Unless we move to 100% remote model, this is of	10003071	AD3C 311 Call Center	ADM25011	REPLACE	1	150,000.	150,000	Y	0	0	0

BUDGET FORM 4B: Fleet

DEPARTMENT ADM

Note:

All departments requesting to purchase new or replacement vehicles must fill out this form, whether requesting Gene Requests will be reviewed by Fleet Management and MBO.

Term Contract Prices are provided by Fleet Management and will be updated in January for select vehicles. Please contact Camilla T:

Point of Contact	Source of Funds	Dept	Fiscal Year	Equipment#	Vehicle Type	New Vehicle Specifications					Justification of Need	Purchasing from Term Contract?	Term Contract Information			Cost Information			Replacement Vehicle Information				
						Brief description of Vehicle Type if "Other"	Fuel Type	Special Requirements Comments	If purchasing a sedan that is not battery electric, provide justification	# of Unit default to 1. Please create multiple equipment number entries if requesting multiple units.			If purchasing from a Term Contract, which contract and spec #?	If NOT purchasing from a Term Contract, provide a description of the required vehicle, including make and model	Base Cost per Unit	Description of Supplemental Cost	Supplemental Cost per Unit (e.g. additional vehicle options, outfitting, charging infrastructure if purchasing EV, freight if not purchasing from term contracts, etc.)	Estimated per unit cost (base cost, supplemental cost, # of units and 8.63% tax)	Vehicle to be replaced - Asset#	Vehicle to be replaced - Licence Plate#	Vehicle to be replaced - Model Year	Vehicle to be replaced - Make and Model	Vehicle to be replaced - Current mph
Justine Alberto	GF Equipment Allocation	ADM	2025	ADM25001	Pickup Truck		Gasoline	Light bar, additional turning indicators, 7 pin connector, class 4- 2in hitch	Vehicle is needed for towing equipment, must be pickup truck.	1	ACC requires a pick-up truck with 1-ton towing capabilities needed for emergency trailers.	YES	TC72504-34	37,620	Outfitting with light bar, turning indicators, ACC Decals, plus Central Shops recommended 20% contingency	20,289	62906.5467	21000011	1452758	2015	Toyota Tacoma	20	
Justine Eileen Alberto	GF Equipment Allocation	ADM	2025	ADM25002	Van		Battery Electric	Van requires outfitting.	Van required to accommodate animal control equipment.	1	Current transit connect vans are 10 years old. No longer correct size to fit animal control equipment.	NO		67,368	Outfitting with light bar, turning indicators, ACC specific equipment needs, and decals plus 20% contingency for supply shortages and possible need for bids	89,979	170926.0461	21000006		2013	Ford Transit Connect	25	
Justine Eileen Alberto	GF Equipment Allocation	ADM	2025	ADM25003	Van		Battery Electric	Van requires outfitting	Van required to accommodate animal control equipment.	1	Current transit connect vans are 10 years old. No longer correct size to fit animal control equipment.	NO		67,638	Outfitting with light bar, turning indicators, ACC specific equipment needs, and decals plus 20% contingency for supply shortages and possible need for bids	89,979	171219.3471	21000007		2013	Ford Transit Connect	25	
Justine Eileen Alberto	GF Equipment Allocation	ADM	2025	ADM25004	Van		Battery Electric	Van requires outfitting	Van required to accommodate animal control equipment.	1	Current transit connect vans are 10 years old. No longer correct size to fit animal control equipment.	NO		67,368	Outfitting with light bar, turning indicators, ACC specific equipment needs, and decals plus 20% contingency for supply shortages and possible need for bids.	89,979	170926.0461	21000008		2013	Ford Transit Connect	25	

ADM - Prop J Overview

FY2024-25

2/21/2024

Program	Service	Location(s)	Estimated FTE	Contract Cost	City Cost	Savings (\$)	Savings (%)	Contact
Fleet Management/ Central Shops	Security	555 Selby 50 Toland 25 Van Ness 1650 Mission Alemany Market	3.4	\$205,213-\$246,110	\$409,868-\$481,259	\$204,655-\$235,149	50%-49%	Camilla Taufic, Central Shops
Real Estate	Security	Fulton Plaza Market 1 S. Van Ness SOMA Dog Park 49 South Van Ness	55.6	\$3,357,972-\$3,426,383	\$6,535,332-\$7,737,524	\$3,177,360-\$4,311,141	49%-56%	Claudia Gorham, Real Estate
Real Estate	Custodial	25 Van Ness 30 Van Ness 1 S. Van Ness 1650 Mission 1660 Mission 555 7th St	28.2	\$2,189,818-\$2,370,417	\$3,609,032-\$4,215,367	\$1,419,214-\$1,844,950	39%-44%	Nam Li, Real Estate
Convention Facilities	Facility Operator	Moscone Center	219.7	\$38,892,648-\$38,946,087	\$39,926,272-\$45,478,172	\$1,033,624-\$6,532,085	3%-14%	Ken Bukowski, Convention Facilities

Please complete all shaded sections in this worksheet, as is required by San Francisco Administrative Code Section 2.15:

Department: 296644 ADM Internal Services - Fleet Management
Contract: Security Guard Service at Central Shops

SEC. 2.15 SUPPLEMENTAL REPORTS REQUIRED

Any officer, department or agency seeking Board approval of a contract for personal services under Charter Section 10.104(15) shall submit a supplemental report to the Board of Supervisors in connection with the contract and the Controller's certification.

The report shall summarize the essential terms of the proposed contract and address the following subjects:

1. The department's basis for proposing the Prop J certification;

Central Shops has been contracting out security guard services since 1983. Central Shops has consistently had these services performed at a lower cost than would be done by employees of the City and County.

2. The impact, if any, the contract will have on the provision of services covered by the contract, including a comparison of specific levels of service, in measurable units where applicable, between the current level of service and those proposed under the contract. For contract renewals, a comparison shall be provided between the level of service in the most recent year the service was provided by City employees and the most recent year the service was provided by the contractor;

Central Shops has contracted out security guard services since 1983 and records on service levels at the time are not available. In addition, the current facility has two buildings, which makes a direct comparison problematic.

3. The department's proposed or, for contract renewals, current oversight and reporting requirements for the services covered by the contract:

The guards must sign in/out and maintain a daily written log for each shift. Guards must also utilize an electronic tour monitoring system while making continuous rounds throughout the facility. The electronic tour record must indicate that each station was visited once each hour. Failure to activate the electronic tour monitoring sensor every hour will result in a reduction in the monthly charges. A Central Shop designee is responsible for examining the electronic tour monitoring report monthly and reviewing all written reports submitted by the Security Service. Any discrepancies or activities are immediately addressed.

4. The contractor's proposed or, for contract renewals, current wages and benefits for employees covered under the contract, and the contractor's current labor agreements for employees providing the services covered by the contract:

The current contractor's charge rate is \$30.97 per hour for weekdays and weekends alike. The holiday rate is \$38.68 per hour and as-needed rate \$30.99 per hour. This contract was bid out and awarded in compliance with the minimum compensation requirements as per Chapter 12.P of the San Francisco Administrative Code. See Contract Cost Calculation on Prop J CONTRACT Cost Detail 23.

5. The department's proposed or, for contract renewals, current procedures for ensuring the contractor's ongoing compliance with all applicable contracting requirements, including Administrative Code Chapter 12P (the Minimum Compensation Ordinance), Chapter 12Q (the Health Care Accountability Ordinance); and Section 12B.1(b) (the Equal Benefits Ordinance);

Per the current contract, the Contractor must provide the City with documentation/ records pertaining to Chapter 12P (the Minimum Compensation Ordinance), Chapter 12Q (the Health Care Accountability Ordinance); and Section 12B.1(b) (the Equal Benefits Ordinance) within a five day period after the request.

6. The department's plan for City employees displaced by the contract; and,
n/a

7. A discussion, including timelines and cost estimates, of under what conditions the service could be provided in the future using City employees. (Added by Ord. 105-04, File No. 040594, App. 6/10/2004)

If security guard services were to be provided by City employees at higher rates, Central Shops would have to restructure its rate model to charge higher overhead rates to City departments to cover the additional cost.

8 Changes in any elements of the Contractor and/or City side since the prior approved Prop J.

The contract in place at the time of the prior Prop J approval expired 2/28/22. The new contract has a term of 3 years commencing on 3/1/22 and expiring on 2/28/25.

Name and job title of the person completing this questionnaire:

Camilla Taufic, Manager

PROP J ANALYSIS SUMMARY

296644 ADM Internal Services - Fleet Management
Security Guard Service at Central Shops

FISCAL YEAR 2024-25

City cost if services are not contracted out

	<i>low range</i>		<i>high range</i>	
Total Annual Salary	\$	255,313	\$	306,499
Total Other Pay	\$	31,162	\$	37,410
Total Fringe Benefits	\$	120,692	\$	134,650
Additional City Costs	\$	2,700	\$	2,700
	\$	409,868	\$	481,259

City cost if services are contracted out

Contract Cost	\$	195,659	\$	234,791
City Contract Monitoring	\$	9,554	\$	11,319
	\$	205,213	\$	246,110

City Savings from Contracting Out, Savings/(Cost)	\$	204,655	\$	235,149
		50%		49%

ESTIMATED CITY COSTS:

PROJECTED PERSONNEL COSTS

Job Class Title	Class	# of Full Time Equivalent Positions	Bi-Weekly Rate per FTE		Annual Cost	
			Low	High	Low	High
Building and Grounds Patrol Officer	8207	3.35	\$ 2,847	3,418	\$ 248,363	\$ 298,155
City Shops Assistant Superintendent	7277	0.05	\$ 5,346	6,418	\$ 6,950	\$ 8,344
Holiday Pay (if applicable)	n/a	n/a			15,376	18,459
Night / Shift Differential (if applicable)	n/a	n/a			15,786	18,951
Overtime Pay (if applicable)	n/a	n/a				
Other Pay (if applicable)	n/a	n/a				
Total FTE		3.4				
Total Salary Costs-->					\$ 255,313	\$ 306,499
Total of Other Compensation-->					\$ 31,162	\$ 37,410

FRINGE BENEFITS

Job Class	\$ Amount
Benefits per FTE--Job Class #:	8207 39,251
Benefits per FTE--Job Class #:	7277 59,497
Total Fringe Benefits	Low High \$ 120,692 \$ 134,650

ADDITIONAL CITY COSTS

Uniform costs	\$ 2,700	\$ 2,700
	\$ -	\$ -
Total Capital & Operating	\$ 2,700	\$ 2,700

COST COMPARISON SUMMARY

ESTIMATED TOTAL CITY COST	\$ 409,868	\$ 481,259
LESS: ESTIMATED TOTAL CONTRACT COST	\$ 205,213	\$ 246,110
ESTIMATED SAVINGS	<u>\$ 204,655</u>	<u>\$ 235,149</u>
% of Savings to City Cost	50%	49%

Comments/Assumptions:

1. FY 1983 was the first year these services were contracted out.
2. Salary levels reflect proposed salary rates effective July 1, 2024. Costs are represented as annual 12 month costs.
3. Variable fringe benefits consist of Social Security, Medicare, employer retirement, employee retirement pick-up and long-term disability, where applicable.
4. Fixed fringe benefits consist of health and dental rates plus an estimate of dependent coverage.
5. 7 hours each day eligible for 8% shift-differential pay; 7 hours each day eligible for 10% shift-differential pay. Holidays eligible for time and a half pay. (Local 1021 MOU items 306, 307, and 439)
6. 5% of 7277's time would be spent supervising security guard employees.
7. Hours per FTE is 1776. (2,088 hours - 80 hours vacation pay - 96 hours holiday pay - 32 hours floating holiday pay - 104 hours sick pay)
8. Uniform costs for all applicable FTE total to \$2,700.

Salary and Benefits for Each Job Class from BFM Reporting FTE Cost Report

Complete this with the cost of 1.0 FTE; the actual FTE needs will be calculated in the Personnel and Fringe Benefit costs.

Year (BY, aka FY 24/25)	Job Class Number	Job Class Title	FTE	5010 Salary	5130 Benefits	Total Sal & Ben
BY	8207	Building and Grounds Patrol Officer	1.00	\$ 88,876	\$ 39,251	\$ 128,127
BY	7277	City Shops Assistant Superintendent	1.00	\$ 166,877	\$ 59,497	\$ 226,374

Premium & Holiday Pay Calculations

Category	Work Segment	Premium	Annualized hours
Night shifts	5:00pm-12:00am	8%	1,743
	12:00am-7:00am	10%	1,743
Weekend shi	7:00am - 5:00pm	0	1,030
	5:00pm-12:00am	8%	721
	12:00am-7:00am	10%	721
Holidays	7:00am - 7:00am	150%	288

Please Fill Out Blue Shaded Areas Only.

FISCAL YEAR 2024-25

Contract Cost Details

	Low	High
Estimated Contract Cost	\$ 195,659	\$ 234,791
Estimated Monitoring Cost	\$ 9,554	\$ 11,319

Contract Cost Calculation:

Please show all calculations made to estimate contract cost. Describe assumptions and source of data above, and feel free to enter more rows as needed.

List of all contract components	Number of Units	Notes	Total Cost - low end est	Total Cost - high end est
Weekday/Weekend @ \$30.97 an hour	5958 hours	Current contract rate	\$ 184,519	\$ 221,423
Holidays @ \$38.68 an hour	288 hours	Current contract rate	\$ 11,140	\$ 13,368
As-Needed @ \$30.99 an hour	0	Current contract rate	\$ -	\$ -
TOTAL CONTRACT COST			\$ 195,659	\$ 234,791

1. List all assumptions made in calculating contract cost.

Include any private wage rates, population estimates, square footage estimates or other data used in calculating your contract cost. Please insert more lines as needed.

- 1) The current contract expires 2/28/25. Low end assumes current rates; high-end assumes 20% increase on current rates.
- 2) Shifts are scheduled in accordance with the current practice (M-F: 5:00 pm - 7 am next day, Weekends: 7AM - 7AM Saturday-Monday)
- 3) As from FY2019 to present, no as-needed hours will be scheduled.
- 4) As in current contract, "The hiring, training, uniforming, equipping, supervising, payment of wages and benefits, transportation costs, parking fees, directing, and discharging of the Security Guards shall be the responsibility of the contractor. The payment of Federal, State, and local taxes and overtime wages, shall be the responsibility of the contractor.

2. What is the source of data used to calculate the contract cost?

Central Shops' contract with A1 Protective Services (TC #86058; FSP Contract ID #1000024002)

3. What year is your data from?

March 2022 (contract date)

4. If contract cost is based on an RFP and before a contract has been approved, was the RFP for comparable services?

Contract Monitoring Costs:

Does/would contract require monitoring? If yes, fill out the details below. If not, explain why, as this would be unusual.	Yes
--	-----

Salary:

Job Class	Job Class Title	# of FTEs (can be partial; e.g. a half time employee would be 0.5 FTE)	Biweekly Rate		Annual Salary Expense		Benefits per FTE		Annual Benefit Expense		TOTAL EXPENSES	
			Low	High	Low	High	Low	High	Low	High	Low	High
7277	City Shops Assistant Superintendent	0.05	5,346	6,418	\$ 6,950	\$ 8,344	\$ 52,066	\$ 59,497	\$ 2,603	\$ 2,975	\$ 9,554	\$ 11,319
					\$ -	\$ -	\$ -	\$ -	\$ -	\$ -	\$ -	\$ -
					\$ -	\$ -	\$ -	\$ -	\$ -	\$ -	\$ -	\$ -
					\$ -	\$ -	\$ -	\$ -	\$ -	\$ -	\$ -	\$ -
TOTAL CONTRACT MONITORING COST					\$ 6,950	\$ 8,344	\$ 52,066	\$ 59,497	\$ 2,603	\$ 2,975	\$ 9,554	\$ 11,319

Components of contractor labor costs, including but not limited to: fringe benefits, premiums, shift differentials:

FY24-25 Shift Calculations		Holiday	Date	Falls on
Range start	7/1/2024	Independen	7/4/2024	Weekday
Range end	6/30/2025	Labor Day	9/2/2024	Weekday
Total weekdays	261	Indigenous	10/14/2024	Weekday
Total weekend days	103	Veterans	11/11/2024	Weekday
Total weekday holidays	12	Thanksgivin	11/28/2024	Weekday
Total weekend holidays	0	Thanksgivin	11/29/2024	Weekday
Nonholiday weekdays	249	Xmas	12/25/2024	Weekday
Nonholiday weekend days	103	NYD	1/1/2025	Weekday
Weekday shift length (hrs)	14	MLK	1/20/2025	Weekday
Weekend shift length (hrs)	24	Presidents	2/17/2025	Weekday
Total standard rate hours	5958	Memorial D:	5/26/2025	Weekday
Total holiday hours	288	Juneteenth	6/19/2025	Weekday

Please complete all shaded sections in this worksheet, as is required by San Francisco Administrative Code Section 2.15:

Department: 296644 ADM Internal Services - Real Estate Division
Contract: Security Services for RED Buildings

SEC. 2.15 SUPPLEMENTAL REPORTS REQUIRED

Any officer, department or agency seeking Board approval of a contract for personal services under Charter Section 10.104(15) shall submit a supplemental report to the Board of Supervisors in connection with the contract and the Controller's certification.

The report shall summarize the essential terms of the proposed contract and address the following subjects:

1. The department's basis for proposing the Prop J certification;
Lower costs of security services at 1650 Mission, 25 Van Ness, 49 South Van Ness, 1 South Van Ness, Alemany/Fulton Plaza Markets, and 150 Valencia.

2. The impact, if any, the contract will have on the provision of services covered by the contract, including a comparison of specific levels of service, in measurable units where applicable, between the current level of service and those proposed under the contract. For contract renewals, a comparison shall be provided between the level of service in the most recent year the service was provided by City employees and the most recent year the service was provided by the contractor;
Service levels would not differ if they were provided by city employees.

3. The department's proposed or, for contract renewals, current oversight and reporting requirements for the services covered by the contract:
The Building/Market Managers are responsible for ensuring that services are as stated in the contract.

4. The contractor's proposed or, for contract renewals, current wages and benefits for employees covered under the contract, and the contractor's current labor agreements for employees providing the services covered by the contract:
See workbook for detailed information for contract wages by building.

5. The department's proposed or, for contract renewals, current procedures for ensuring the contractor's ongoing compliance with all applicable contracting requirements, including Administrative Code Chapter 12P (the Minimum Compensation Ordinance), Chapter 12Q (the Health Care Accountability Ordinance); and Section 12B.1(b) (the Equal Benefits Ordinance);
All contractors are required to comply with the MCO per the contracts awarded.

6. The department's plan for City employees displaced by the contract; and,
There is no displacement.

7. A discussion, including timelines and cost estimates, of under what conditions the service could be provided in the future using City employees. (Added by Ord. 105-04, File No. 040594, App. 6/10/2004)

Lower costs of security services at 1650 Mission, 25 Van Ness, 49 South Van Ness, 1 South Van Ness, Alemany/Fulton Plaza Markets, and 150 Valencia.

8 Changes in any elements of the Contractor and/or City side since the prior approved Prop J.

N/A

Name and job title of the person completing this questionnaire:

Claudia Gorham, Deputy Managing Director

PROP J ANALYSIS SUMMARY

296644 ADM Internal Services - Real Estate Division
Security Services for RED Buildings

FISCAL YEAR 2024-25

City cost if services are not contracted out

	<i>low range</i>		<i>high range</i>	
Total Annual Salary	\$	4,142,391	\$	4,972,858
Total Other Pay	\$	220,787	\$	265,051
Total Fringe Benefits	\$	1,976,660	\$	2,205,815
Additional City Costs	\$	195,494	\$	293,800
	\$	<u>6,535,332</u>	\$	<u>7,737,524</u>

City cost if services are contracted out

Contract Cost	\$	3,338,592	\$	3,403,419
City Contract Monitoring	\$	19,380	\$	22,964
	\$	<u>3,357,972</u>	\$	<u>3,426,383</u>

City Savings from Contracting Out, Savings/(Cost)	\$	3,177,360	\$	4,311,141
		49%		56%

ESTIMATED CITY COSTS:

PROJECTED PERSONNEL COSTS

Job Class Title	Class	# of Full Time Equivalent Positions	Bi-Weekly Rate per FTE		Annual Cost	
			Low	High	Low	High
Building & Grounds Patrol Officer	8207	51.5	\$ 2,840	3,410	\$ 3,801,597	\$ 4,563,742
Superv. Building & Grounds Patrol Officer	8211	4.0	\$ 3,144	3,774	\$ 326,945.84	\$ 392,492.00
Manager I	0922	0.1	\$ 5,326	6,394	\$ 13,848.04	\$ 16,624.30
0	0.00		\$ -	0	\$ -	\$ -
0	0.00		\$ -		\$ -	\$ -
0	0.00		\$ -		\$ -	\$ -
0	0.00		\$ -		\$ -	\$ -
0	0.00		\$ -		\$ -	\$ -
0	0.00		\$ -		\$ -	\$ -
0	0.00		\$ -		\$ -	\$ -
0	0.00		\$ -		\$ -	\$ -
Holiday Pay (if applicable)	n/a	n/a			106,732	128,129
Night / Shift Differential (if applicable)	n/a	n/a			114,056	136,921
Overtime Pay (if applicable)	n/a	n/a				
Other Pay (if applicable)	n/a	n/a				
Total FTE			55.6			
Total Salary Costs-->					\$ 4,142,390.96	\$ 4,972,858.29
Total of Other Compensation-->					\$ 220,787.29	\$ 265,050.77

FRINGE BENEFITS

Job Class	\$ Amount
Benefits per FTE--Job Class #:	8,207 39486
Benefits per FTE--Job Class #:	8,211 41731
Benefits per FTE--Job Class #:	0922 63399
Benefits per FTE--Job Class #:	0 0
Benefits per FTE--Job Class #:	0 0
Benefits per FTE--Job Class #:	0 0
Benefits per FTE--Job Class #:	0 0
Benefits per FTE--Job Class #:	0 0
Benefits per FTE--Job Class #:	0 0
Benefits per FTE--Job Class #:	0 0
Total Fringe Benefits	
	Low High
	\$ 1,976,659.54 \$ 2,205,814.65

ADDITIONAL CITY COSTS

Cellular Phones (\$2800 per year + \$509.50 one-time cost), (\$4500 a year + \$700 one-time cost); for the 8207 officers	\$ 172,094	\$ 270,400
Uniform (\$450)	\$ 23,400	\$ 23,400
	\$ -	\$ -
	\$ -	\$ -
Total Capital & Operating	\$ 195,494	\$ 293,800

COST COMPARISON SUMMARY

ESTIMATED TOTAL CITY COST	\$ 6,535,331.79	\$ 7,737,523.71
LESS: ESTIMATED TOTAL CONTRACT COST	\$ 3,357,971.57	\$ 3,426,383.12
ESTIMATED SAVINGS	\$ 3,177,360	\$ 4,311,141
% of Savings to City Cost	49%	56%

Comments/Assumptions:

- FTE level assumes 1776 hours (2088 hours - 80 hours vacation pay - 32 hours floating holiday pay - 104 hours sick pay - 96 hours holidays and is divided by total hours in contracts
- Salary levels reflect proposed salary rates effective July 1, 2024. Costs are represented as annual 12 month costs.
- Variable fringe benefits consist of Social Security, Medicare, employer retirement, employee retirement pick-up and long-term disability, where applicable.
- Fixed fringe benefits consist of health and dental rates plus an estimate of dependent coverage.
- See table on next page for assumptions about differential pay and holiday pay
- Each 15 security guards require 1 security guard supervisor FTE

Salary and Benefits for Each Job Class from BFM Reporting FTE Cost Report

Complete this with the cost of 1.0 FTE; the actual FTE needs will be calculated in the Personnel and Fringe Benefit costs.

Year (BY, aka FY 24/25)	Job Class Number	Job Class Title	FTE	5010 Salary	5130 Benefits	Total Sal & Ben
BY	8207	Building & Grounds Patrol Officer	1.00	\$ 88,659	\$ 39,486	\$ 128,145
BY	8211	Superv. Building & Grounds Patrol Officer	1.00	\$ 98,123	\$ 41,731	\$ 139,854
BY	0922	Manager I	1.00	\$ 166,243	\$ 63,399	\$ 229,642
			1.00			\$ -
			1.00			\$ -
			1.00			\$ -
			1.00			\$ -
			1.00			\$ -
			1.00			\$ -
			1.00			\$ -

Premium pay of SEIU Local 1021
 5pm-12am = 8%
 12am-7am = 10%

Guard Schedule	Shift Premium	# of Days	# Hours	Total Hours
25VN: 24/7; Premium 5pm-12am	8%	365	7.0	2,555
1SVN : 24/7; Premium 5pm-12am	8%	365	7.0	2,555
1650M: 24/7; Premium 5pm-12am	8%	365	7.0	2,555
25VN: 24/7; Premium 12am-7am	10%	365	7.0	2,555
1SVN: 24/7; Premium 12am-7am	10%	365	7.0	2,555
1650M: 24/7; Premium 12am-7am	10%	365	7.0	2,555
150 Valencia: 6am-11pm; Premium 6-7 am, 5-11 pm	8%	365	7.0	2,555
1SVN: 3-11pm, M-F; Premium 5pm-11pm	8%	250	6.0	1,500
Fulton Plaza 2 guards: 8am-6pm, 10am-6pm Thu, F; Premium 5pm-	8%	104	2.0	208
Alemany: 3pm-11pm, M-Sun; Premium: 5pm-11pm	8%	365	6.0	2,190
Alemany: 11pm-7am, M-Sun; Premium: 11pm-12am	8%	365	1.0	365
Alemany: 11pm-7am, M-Sun; Premium: 12am-7am	10%	365	7.0	2,555
Alemany: 5am-1pm, Sun; Premium: 5am-7am	10%	52	2.0	104
Alemany: 9am-5:30pm, Sun; Premium: 5pm-5:30pm	8%	52	0.5	26
49SVN Elevator Lobby: 6am - 2pm, M-Sun; Premium 6-7am	10%	365	1.0	365
49SVN Elevator Lobby: 2pm-6:30pm, M-F; Premium 5pm-6:30pm	8%	250	1.5	375
49SVN Elevator Lobby: 3pm - 11pm, M-Sun; Premium 5pm-11pm	8%	365	6.0	2,190
49SVN Main Lobby: 6am - 2pm, M-Sun; Premium 6-7am	10%	365	1.0	365
49SVN Main Lobby: 2pm-10pm, M-Sun; Premium 5-10pm	8%	365	5.0	1,825
49SVN Elev Lobby: 10pm - 6:30am, M-Sun; Premium 10pm-12am	8%	365	2.0	730
49SVN Elev Lobby: 10pm - 6:30am, M-Sun; Premium 12am-6:30am	10%	365	6.5	2,373
49SVN Main Lobby: 10:30 pm - 7am, M-Sun; Premium 10:30pm-12am	8%	365	1.5	548
49SVN Main Lobby: 10:30 pm - 7am, M-Sun; Premium 12-7am	10%	365	7.0	2,555

# Holidays	Hours worked per Holiday	Prem.	Notes
12	167	150%	1 24/7 guard at 1SVN, 25 VN, 1650 Mission, Alemany + 7hrs 1 SVN +

Contract Cost Details

	Low	High
Estimated Contract Cost	3,338,592	3,403,419
Estimated Monitoring Cost	19,380	22,964

Contract Monitoring Costs:

Does/would contract require monitoring? If yes, fill out the details below. If not explain why, as this would be unusual.	Yes
---	-----

Contract Cost Calculation:

Please show all calculations made to estimate contract cost. Describe assumptions and source of data above, and feel free to enter more rows as needed.

List of all contract components	Number of Units	Notes	Total Cost - low end est	Total Cost - high end est
1 South Van Ness - 24/7	8760	31.93	288,098	293,692
1 South Van Ness - M-F (7am - 3pm)	2000	31.93	65,776	67,053
1 South Van Ness - M-F (8am - 5pm) - 2 quards	4000	31.93	131,552	134,106
1 South Van Ness - M-F (3pm - 11pm)	2000	31.93	65,776	67,053
1 25 Van Ness - 24/7	8760	31.93	288,098	293,692
1 1650 Mission - 24/7	8760	31.93	288,098	293,692
1 77 Otis - M-F (8am-5pm)	2000	31.93	65,776	67,053
Fulton Plaza - Th/F (8am-6pm)	1040	36.04	38,608	39,536
Fulton Plaza - Th/F (10am-6pm)	832	36.04	30,885	31,485
Alemany Market - 24/7 less 2 hrs on Sunday	8630	36.04	320,356	328,576
Alemany Market - Sat (7am - 3:30pm)	442	36.04	16,408	16,726
Alemany Market - Sat (8am - 3:30pm)	338	36.04	12,547	12,791
Alemany Market - Sun (5am - 1pm)	418	36.04	15,442	15,742
Alemany Market - Sun (9am - 5:30pm)	442	36.04	16,408	16,726
150 Valencia - 7 days/week (8am-2pm)	2920	34.38	103,401	105,409
150 Valencia - 7 days/week (2pm-11pm)	3285	34.38	116,326	118,585
49SVN, ElevLobby/Day1 1) S/O Monday - Sunday from 6:00 AM to 2:00 PM (8) hrs/day	2840	38.28	111,977	114,151
49SVN, MainLobby/Day 1) S/O Monday - Sunday from 6:00 AM to 2:00 PM (8) hrs/day	2840	38.28	111,977	114,151
49SVN, ElevLobby/Day2 Supervisor Monday-Friday from 7:00AM to 3:00PM(8)hrs/day	2000	44.27	91,198	92,967
49SVN, 2ndFlrPernCntr/Day 1) S/O Monday - Friday from 7:30 AM to 4:30 PM (9) hrs/day	2250	40.37	93,557	95,374
49SVN, ElevLobby/Swing1 (1) S/O Monday - Friday from 2:00 PM to 6:30 PM (4.5) hrs/day	1125	38.28	44,357	45,218
49SVN, ElevLobby/Swing2 1) S/O Monday - Sunday from 3:00 PM to 11:00 PM (8) hrs/day	2840	38.28	111,977	114,151
49SVN, MainLobby/RovSwg (1) S/O Monday - Sunday from 2:00 PM to 10:00 PM (8) hrs/day	2840	38.28	111,977	114,151
49SVN, Gallery (1) S/O Monday - Friday from 8:00 AM to 5:00 PM (9) hrs/day	2250	40.37	93,557	95,374
49SVN, RovingIntExtOfficer 1) S/O Monday - Friday from 9:00 AM to 5:00 PM (8) hrs/day	2250	38.28	88,714	90,437
49SVN, ElevLobby/Grave (1) S/O Monday - Sunday from 10:00 PM to 6:30 AM (8.5) hrs/day	3017.5	40.37	125,471	127,907
49SVN, Main Lobby/Grave (1) S/O Monday - Sunday from 10:30 PM to 7:00 AM (8.5) hrs/day	3017.5	40.37	125,471	127,907
49SVN Holiday ElevLobby/Day 6am-2pm (8) hrs/day	80	51.04	4,206	4,287
49SVN Holiday MainLobby/Day 6am-2pm (8) hrs/day	80	51.04	4,206	4,287
49SVN Holiday ElevLobby/Day 7am-3pm (8) hrs/day	80	50.83	4,188	4,270
49SVN Holiday ElevLobby/Swing 3pm-11pm (8) hrs/day	80	51.07	4,208	4,290
49SVN Holiday MainLobby/Swing: RovingIntExt 2pm-10pm (8) hrs/day	80	51.04	4,206	4,287
49SVN Holiday ElevLobby/Grave 10pm-6am (8.5)hrs/day	85	55.51	4,860	4,954
49SVN Holiday MainLobby/Grave 10:30pm-7am (8.5) hrs/day	85	55.51	4,860	4,954
49SVN, Garage 1) S/O Monday - Friday from 7:00 AM to 6:00 PM (11) hrs/day	2750	40.37	114,348	116,568
SOMA West Unarmed Guard - 6am - 11pm	6208	34.38	219,728	223,994
TOTAL CONTRACT COST	91420		3,338,592	3,403,419

Job Class	Job Class Title	# of FTEs (can be partial, e.g. a half time employee would be 0.5 FTE)	Biweekly Rate		Annual Salary Expense		Benefits per FTE		Annual Benefit Expense		TOTAL EXPENSES	
			Low	High	Low	High	Low	High	Low	High	Low	High
0922	Manager I	0.1	5,326	6,394	\$ 13,848	\$ 16,624	\$ 55,316	\$ 63,399	\$ 5,532	\$ 6,340	\$ 19,380	\$ 22,964
					\$ -	\$ -	\$ -	\$ -	\$ -	\$ -	\$ -	\$ -
					\$ -	\$ -	\$ -	\$ -	\$ -	\$ -	\$ -	\$ -
					\$ -	\$ -	\$ -	\$ -	\$ -	\$ -	\$ -	\$ -
TOTAL CONTRACT MONITORING COST					\$ 13,848	\$ 16,624	\$ 55,316	\$ 63,399	\$ 5,532	\$ 6,340	\$ 19,380	\$ 22,964

Components of contractor labor costs, including but not limited to: fringe benefits, premiums, shift differentials

Low End Increase (%)	High End Increase (%)
1.03	1.05

1. List all assumptions made in calculating contract cost

- Include any private wage rates, population estimates, square footage estimates or other data used in calculating your contract cost. Please
- 1) Services levels at all buildings based on existing contracts.
- 2) Hourly Rates based on existing contracts and quote
- 3) 1 Newhall - assume 5% higher for armed guard, using Treeline contract cost as most buildings are covered by Treeline
- 4)

2. What is the source of data used to calculate the contract cost?

- Costs
- 1SVN, 25VN, 1650 Mission, 77 Otis, Fulton Plaza, Alemany Market: Treeline Quote 11.22.23
- 150 Valencia/SOMA Dog Park: A1 Protective Services contract# 1000022131
- 49SVN: Black Bear Security Services contract# 1000025893
- 1 Newhall: assume using Treeline and 5% more than unarmed guard

Hours:

- 1SVN, 25VN, 1650 Mission, 77 Otis: Treeline Contract# 1000030428
- Fulton Plaza, Alemany Market: Treeline contract# 1000031314
- 150 Valencia/SOMA Dog Park: A1 Protective Services contract# 1000022131
- 49SVN: Black Bear Security Services contract# 1000025893. However, due to the increase need in security from the parking garage gates remaining open and a bike room door that is on 11th street, an extra guard has been added to secure these areas.
- 1 Newhall - existing number of hours by SHF

3. What year is your data from?

All contracts dated September through December 2023

4. If contract cost is based on an RFP and before a contract has been approved, was the RFP for comparable services?

All under current contracts

Please complete all shaded sections in this worksheet, as is required by San Francisco Administrative Code Section 2.15:

Department: 296644 ADM Internal Services - Real Estate Division
Contract: Custodial Services for RED Buildings

SEC. 2.15 SUPPLEMENTAL REPORTS REQUIRED

Any officer, department or agency seeking Board approval of a contract for personal services under Charter Section 10.104(15) shall submit a supplemental report to the Board of Supervisors in connection with the contract and the Controller's certification.

The report shall summarize the essential terms of the proposed contract and address the following subjects:

1. The department's basis for proposing the Prop J certification;

Significantly lower costs of service by providing custodial services to One South Van Ness, 25 Van Ness, 1650 Mission, and 555 7th Street by contract.

2. The impact, if any, the contract will have on the provision of services covered by the contract, including a comparison of specific levels of service, in measurable units where applicable, between the current level of service and those proposed under the contract. For contract renewals, a comparison shall be provided between the level of service in the most recent year the service was provided by City employees and the most recent year the service was provided by the contractor;

City employees have never provided this custodial service at these locations. Custodial services have always been provided via competitively bid contracts. Service levels are equivalent to those provided by City forces in other City owned or leased facilities.

3. The department's proposed or, for contract renewals, current oversight and reporting requirements for the services covered by the contract:

A total of 8 hours per week of oversight is sufficient and effective to manage these contracts.

4. The contractor's proposed or, for contract renewals, current wages and benefits for employees covered under the contract, and the contractor's current labor agreements for employees providing the services covered by the contract:

1. Contractors are required to meet the City's minimum compensation ordinance, and provide evidence of doing so during the contract performance period.
2. Contractors are required to comply with the Property Service Workers Protection Act, maintain annual registration with the Department of Industrial Relations, and provide biennial in-person sexual violence and harassment prevention training.

5. The department's proposed or, for contract renewals, current procedures for ensuring the contractor's ongoing compliance with all applicable contracting requirements, including Administrative Code Chapter 12P (the Minimum Compensation Ordinance), Chapter 12Q (the Health Care Accountability Ordinance); and Section 12B.1(b) (the Equal Benefits Ordinance);

As with the MCO, compliance is reviewed monthly by Real Estate custodial managers and our on-staff Purchasing Supervisor in association with invoice review from each contractor for 12Q and 12B.1 compliance.

6. The department's plan for City employees displaced by the contract; and,

There is no displacement, task has been contracted out historically.

7. A discussion, including timelines and cost estimates, of under what conditions the service could be provided in the future using City employees. (Added by Ord. 105-04, File No. 040594, App. 6/10/2004)

Given the size of the fiscal gap between contract services and city-provided services, it is highly unlikely future conditions could warrant migration to city-provided services at these locations.

8 Changes in any elements of the Contractor and/or City side since the prior approved Prop J.

The current contract for 555 7th St is expiring and the new contract will be awarded to a new contractor effective FY25.

Name and job title of the person completing this questionnaire:

Nam Li, Real Estate Division Custodial Service Manager

PROP J ANALYSIS SUMMARY

296644 ADM Internal Services - Real Estate Division
Custodial Services for RED Buildings

FISCAL YEAR 2024-25

City cost if services are not contracted out

	<i>low range</i>		<i>high range</i>	
Total Annual Salary	\$	1,901,439	\$	2,277,164
Total Other Pay	\$	126,909	\$	152,352
Total Fringe Benefits	\$	953,324	\$	1,059,794
Additional City Costs	\$	627,360	\$	726,058
	\$	3,609,032	\$	4,215,367

City cost if services are contracted out

Contract Cost	\$	2,154,408	\$	2,328,509
City Contract Monitoring	\$	35,411	\$	41,909
	\$	2,189,818	\$	2,370,417

City Savings from Contracting Out, Savings/(Cost)	\$	1,419,214	\$	1,844,950
		39%		44%

ESTIMATED CITY COSTS:

PROJECTED PERSONNEL COSTS

Job Class Title	Class	# of Full Time Equivalent Positions	Bi-Weekly Rate per FTE		Annual Cost		
			Low	High	Low	High	
			Custodian	2708	25.0	\$ 2,534	3,042
Custodial Assistant Supervisor	2716	2.0	\$ 2,788	3,347	\$ 145,548.42	\$ 174,728.00	
Custodial Supervisor	2718	1.0	\$ 3,073	3,690	\$ 80,217.07	\$ 96,299.00	
Management Assistant	1842	0.1	\$ 3,611	4,335	\$ 9,424.31	\$ 11,313.70	
Manager III	931	0.05	\$ 6,143	7,374	\$ 8,016.17	\$ 9,623.25	
0	0				\$ -	\$ -	
0	0				\$ -	\$ -	
0	0				\$ -	\$ -	
0	0				\$ -	\$ -	
0	0				\$ -	\$ -	
Holiday Pay (if applicable)	n/a	n/a			4,562	5,476	
Night / Shift Differential (if applicable)	n/a	n/a			122,347	146,875	
Overtime Pay (if applicable)	n/a	n/a					
Other Pay (if applicable)	n/a	n/a					
Total FTE			28.2				
					Total Salary Costs-->	\$ 1,901,439.42	\$ 2,277,163.95
					Total of Other Compensation-->	\$ 126,908.81	\$ 152,351.52

FRINGE BENEFITS

Job Class	\$ Amount	Low	High
Benefits per FTE--Job Class #:	2708	\$ 37,288.00	
Benefits per FTE--Job Class #:	2716	\$ 39,178.00	
Benefits per FTE--Job Class #:	2718	\$ 41,299.00	
Benefits per FTE--Job Class #:	1842	\$ 45,297.00	
Benefits per FTE--Job Class #:	931	\$ 68,186.00	
Benefits per FTE--Job Class #:	0	0	
Benefits per FTE--Job Class #:	0	0	
Benefits per FTE--Job Class #:	0	0	
Benefits per FTE--Job Class #:	0	0	
Benefits per FTE--Job Class #:	0	0	
Total Fringe Benefits		\$ 953,324.15	\$ 1,059,794.00

ADDITIONAL CITY COSTS

Materials and Supplies	\$ 256,518	\$ 282,794
Uniform	\$ 16,665	\$ 18,081
As-Needed Custodial and est. MFB	\$ 354,177	\$ 425,183
	\$ -	\$ -
Total Capital & Operating	\$ 627,360	\$ 726,058

COST COMPARISON SUMMARY

ESTIMATED TOTAL CITY COST	\$ 3,609,032.16	\$ 4,215,367.35
LESS: ESTIMATED TOTAL CONTRACT COST	\$ 2,154,407.64	\$ 2,328,508.77
ESTIMATED SAVINGS	\$ 1,454,625	\$ 1,886,859
% of Savings to City Cost	40%	45%

Comments/Assumptions:

- FTE level assumes that one custodian can cover 35,000 square feet at 25 Van Ness and 555 7th Street. Total square feet of two facilities is 154,000.
- FTE level for 1650 Mission and 1 South Van Ness is assumed identical to the FTE specified on the current janitorial contracts for 1650 Mission and 1 South Van Ness. (1650 Mission: 6.5, 1SVN: 13.75)
- Supervision level is 1 FTE per 15 custodians, with 1 supervisor overseeing two assistant supervisors.
- If work were brought in house, instead of monitoring contracts, 0923 and 1842 would supervise custodial staff at a reduced level, primarily on trainings and time record reporting.
- Service Level during hours eligible for night/shift differential is 80% of service level during day.
- City would purchase same level of consummables if work was not contracted out.
- As negotiated by SEIU and the City, 8 as-needed custodians cover 25 PCS custodians during sick and vacation time at a ratio of 1 TEX per 2.8 PCS employees. (2.8 PCS each consumes 12 days LHP, 13 days SP, 15 days VAC, and 4 days FH = 2.8 FTE X 44 days X 8 hours = 985.6 hours or 352 hours per FTE. Assuming as-needed custodians take 80 hours of leave per year, this would require 9 TEX employees. (352*25) / (1040-80).
- New city custodial staff (25 FTE - each receives 5 work shirts, 5 work pants, and 1 work jacket, 8 TEX A/N - each receives 3 work shirts, 3 work pants, and 1 work jacket) will receive uniform procured by the department. Low end estimate assumes that the uniform vendor will not seek price increase and maintain the same amount as in FY23. High end estimate assumes the uniform vendor will seek price increase of 8.5% as forecasted by the Banner Uniform (City Supplier number: 000003391)
- Holiday Pay - 8 hours of holiday pay needed on each City Holiday for services provided at 1SVN level assumes that one custodian can cover 35,000 square feet at 25 Van Ness and 555 7th Street. Total square feet of two facilities is 154,000.

Salary and Benefits for Each Job Class from BFM Reporting FTE Cost Report

Complete this with the cost of 1.0 FTE; the actual FTE needs will be calculated in the Personnel and Fringe Benefit costs.

Year (BY, aka FY 24/25)	Job Class Number	Job Class Title	FTE	5010 Salary	5130 Benefits	Total Sal & Ben
BY	2708	Custodian	1.00	\$ 79,408	\$ 37,288	\$ 116,696
BY	2716	Custodial Assistant Supervisor	1.00	\$ 87,364	\$ 39,178	\$ 126,542
BY	2718	Custodial Supervisor	1.00	\$ 96,299	\$ 41,299	\$ 137,598
BY	1842	Management Assistant	1.00	\$ 113,137	\$ 45,297	\$ 158,434
BY	931	Manager III	1.00	\$ 192,465	\$ 68,186	\$ 260,651
			1.00			\$ -
			1.00			\$ -
			1.00			\$ -
			1.00			\$ -
			1.00			\$ -

Contract Cost Details

	Low	High
Estimated Contract Cost	\$ 2,154,407.64	\$ 2,328,508.77
Estimated Monitoring Cost	\$ 35,410.78	\$ 41,908.50

Contract Cost Calculation:

Please show all calculations made to estimate contract cost. Describe assumptions and source of data above, and feel free to enter more rows as needed.

List of all contract components	Number of Units	Notes	Total Cost - low end est	Total Cost - high end est
1 South Van Ness Labor	503,000 sq. ft	Annual Cost	\$1,041,897.00	\$1,123,673.68
1 South Van Ness Consumables			\$127,475.40	\$139,839.42
25 Van Ness Labor	120,000 sq. ft	Annual Cost	\$205,359.96	\$227,464.29
25 Van Ness Consumables			\$50,400.00	\$58,424.47
1650 Mission Labor	174,000 sq. ft	Annual Cost	\$559,880.04	\$603,824.05
1650 Mission Consumables			\$60,702.60	\$66,590.23
555 7th Labor	34,000 sq. ft	Annual Cost	\$90,752.64	\$90,752.64
555 7th Consumables			\$17,940.00	\$17,940.00
TOTAL CONTRACT COST			\$2,154,407.64	\$2,328,508.77

1. List all assumptions made in calculating contract cost.

Include any private wage rates, population estimates, square footage estimates or other data used in calculating your contract cost. Please insert more lines as needed.

- 1) 1 South Van Ness and 1650 Mission:** all labor and consumable costs based on the current contracts specifications. Low end estimate assumes that the janitorial vendor will not seek price increase and maintain the same amount as in FY24. High end estimate assumes the janitorial vendor will seek price increase based on the rates specified the contracts under section 74A and 74B. (7.84% for Labor and 9.70% for consumables since the date of the last contract modification, November 2021, according to US Bureau of Labor Statistics Producer Price Indexes)
- 2) 25 Van Ness:** all labor and consumable costs based on the current contracts specifications. Low end estimate assumes that the janitorial vendor will not seek price increase and maintain the same amount as in FY24. High end estimate assumes the janitorial vendor will seek price increase based on the rates specified the contracts under section 77b and 77c. (10.8% for Labor and 15.9% for consumables since the contract starting date, December 2020, according to US Bureau of Labor Statistics Producer Price Indexes)
- 3) 555 7th:** all labor and consumable costs based on the bid sheet from in-progress contract extension negotiations. Assume no difference between high and low-end during FY25 because contract would not allow CPI increases until start of FY26.
- Contract cost includes 0.2 FTE for monitoring. Calculations shown above.

2. What is the source of data used to calculate the contract cost?

555 7th Street - Contract ID# 6352, Appendix A, modified June 21, 2021 - Currently being renegotiated, prices from Bid Sheet
 1650 Mission/1 South Van Ness - Contract ID# 16548, modified August 2, 2021
 25 Van Ness - Contract ID# 20104, awarded Nov. 22, 2020
3. What year is your data from?
 Janitorial Contract bid price/price adjustment current as of year of contract approval/modification.
 US Bureau of Labor Statistics PPI industry data for Janitorial services-Janitorial cleaning services, not seasonally adjusted, current as of Feb 16, 2024
 US Bureau of Labor Statistics PPI industry data for Polish and other sanitation good mfg., not seasonally adjusted, current as of Feb 16, 2024

4. If contract cost is based on an RFP and before a contract has been approved, was the RFP for comparable services?

Contract negotiation for 555 7th Street is still in process. RFP is for comparable services.

Contract Monitoring Costs:

Does/would contract require monitoring? If yes, fill out the details below. If no explain why, as this would be unusual.	
--	--

Salary:

Job Class	Job Class Title	# of FTEs (can be partial; e.g. a half time employee would be 0.5 FTE)	Biweekly Rate		Annual Salary Expense		Benefits per FTE		Annual Benefit Expense		TOTAL EXPENSES	
			Low	High	Low	High	Low	High	Low	High	Low	High
1842	Management Assistant	0.1	3,611	4,335	\$ 9,424	\$ 11,314	\$ 40,237	\$ 45,297	\$ 4,024	\$ 4,530	\$ 13,448	\$ 15,843
0931	Manager III	0.1	6,143	7,374	\$ 16,032	\$ 19,247	\$ 59,304	\$ 68,186	\$ 5,930	\$ 6,819	\$ 21,963	\$ 26,065
					\$ -	\$ -	\$ -	\$ -	\$ -	\$ -	\$ -	\$ -
					\$ -	\$ -	\$ -	\$ -	\$ -	\$ -	\$ -	\$ -
TOTAL CONTRACT MONITORING COST					\$ 25,457	\$ 30,560	\$ 99,541	\$ 113,483	\$ 9,954	\$ 11,348	\$ 35,411	\$ 41,909

Components of contractor labor costs, including but not limited to: fringe benefits, premiums, shift differentials:

<https://beta.bls.gov/dataViewer/view/timeseries/PCU5617205617205>

<https://beta.bls.gov/dataViewer/view/timeseries/PCU5617205617205>

Series Title	PPI industry data for Janitorial services-Janitorial cleaning services, not seasonally adjusted
Series ID	PCU5617205617205
Seasonality	Not Seasonally Adjusted
Survey Name	PPI Industry Data
Measure Data Type	Janitorial cleaning services
Industry	Janitorial services
Item	Janitorial cleaning services

Series Title	PPI industry data for Polish and other sanitation good mfg., not seasonally adjusted
Series ID	PCU325612325612
Seasonality	Not Seasonally Adjusted
Survey Name	PPI Industry Data
Measure Data Type	Polish and other sanitation good mfg.
Industry	Polish and other sanitation good mfg.
Item	Polish and other sanitation good mfg.

Year	Period	Label	Observation Value
------	--------	-------	-------------------

2020	M12	2020 Dec	146.0
2021	M01	2021 Jan	146.2
2021	M02	2021 Feb	146.2
2021	M03	2021 Mar	146.1
2021	M04	2021 Apr	146.3
2021	M05	2021 May	147.6
2021	M06	2021 Jun	147.7
2021	M07	2021 Jul	148.884
2021	M08	2021 Aug	148.829
2021	M09	2021 Sep	149.466
2021	M10	2021 Oct	149.569
2021	M11	2021 Nov	149.946
2021	M12	2021 Dec	153.624
2022	M01	2022 Jan	156.011
2022	M02	2022 Feb	157.672
2022	M03	2022 Mar	157.747
2022	M04	2022 Apr	159.465
2022	M05	2022 May	160.205
2022	M06	2022 Jun	160.269
2022	M07	2022 Jul	160.774
2022	M08	2022 Aug	160.661
2022	M09	2022 Sep	160.642
2022	M10	2022 Oct	160.136
2022	M11	2022 Nov	159.823
2022	M12	2022 Dec	161.473
2023	M01	2023 Jan	162.662
2023	M02	2023 Feb	162.555
2023	M03	2023 Mar	162.775
2023	M04	2023 Apr	164.197
2023	M05	2023 May	163.918
2023	M06	2023 Jun	163.929
2023	M07	2023 Jul	163.834
2023	M08	2023 Aug	163.906
2023	M09	2023 Sep	159.894
2023	M10	2023 Oct	160.042
2023	M11	2023 Nov	160.743
2023	M12	2023 Dec	160.803
2024	M01	2024 Jan	161.715

Year	Period	Label	Observation Value
------	--------	-------	-------------------

2020	M12	2020 Dec	214.2
2021	M01	2021 Jan	214.2
2021	M02	2021 Feb	214.7
2021	M03	2021 Mar	214.7
2021	M04	2021 Apr	215.0
2021	M05	2021 May	216.1
2021	M06	2021 Jun	217.4
2021	M07	2021 Jul	217.944
2021	M08	2021 Aug	219.830
2021	M09	2021 Sep	220.579
2021	M10	2021 Oct	221.052
2021	M11	2021 Nov	226.350
2021	M12	2021 Dec	226.919
2022	M01	2022 Jan	229.471
2022	M02	2022 Feb	232.084
2022	M03	2022 Mar	232.396
2022	M04	2022 Apr	234.265
2022	M05	2022 May	237.360
2022	M06	2022 Jun	237.828
2022	M07	2022 Jul	238.128
2022	M08	2022 Aug	240.531
2022	M09	2022 Sep	242.588
2022	M10	2022 Oct	243.021
2022	M11	2022 Nov	243.643
2022	M12	2022 Dec	243.679
2023	M01	2023 Jan	243.884
2023	M02	2023 Feb	247.395
2023	M03	2023 Mar	247.693
2023	M04	2023 Apr	248.696
2023	M05	2023 May	248.810
2023	M06	2023 Jun	248.811
2023	M07	2023 Jul	248.243
2023	M08	2023 Aug	248.138
2023	M09	2023 Sep	248.138
2023	M10	2023 Oct	248.338
2023	M11	2023 Nov	248.005
2023	M12	2023 Dec	248.005
2024	M01	2024 Jan	248.304

Please complete all shaded sections in this worksheet, as is required by San Francisco Administrative Code Section 2.15:

Department: 278641 - Convention Facilities
Contract: Convention Facilities Management

SEC. 2.15 SUPPLEMENTAL REPORTS REQUIRED

Any officer, department or agency seeking Board approval of a contract for personal services under Charter Section 10.104(15) shall submit a supplemental report to the Board of Supervisors in connection with the contract and the Controller's certification.

The report shall summarize the essential terms of the proposed contract and address the following subjects:

1. The department's basis for proposing the Prop J certification;
To demonstrate, on an annual basis, that it is more efficient and cost effective to secure required services by contracting with a private operator than by utilizing City employees.
2. The impact, if any, the contract will have on the provision of services covered by the contract, including a comparison of specific levels of service, in measurable units where applicable, between the current level of service and those proposed under the contract. For contract renewals, a comparison shall be provided between the level of service in the most recent year the service was provided by City employees and the most recent year the service was provided by the contractor;
The service has been contracted out since the opening of the convention facilities in 1981
3. The department's proposed or, for contract renewals, current oversight and reporting requirements for the services covered by the contract:
The Convention Facilities Department (GSA/City Administrator) is responsible for oversight and reporting requirements. A number of financial controls and performance measures are included in the scope of this responsibility.
4. The contractor's proposed or, for contract renewals, current wages and benefits for employees covered under the contract, and the contractor's current labor agreements for employees providing the services covered by the contract:
The Department's annual Prop J report covers in great detail a full analysis of wages and benefits, with appropriate labor agreement changes (if any) taken into account.
5. The department's proposed or, for contract renewals, current procedures for ensuring the contractor's ongoing compliance with all applicable contracting requirements, including Administrative Code Chapter 12P (the Minimum Compensation Ordinance), Chapter 12Q (the Health Care Accountability Ordinance); and Section 12B.1(b) (the Equal Benefits Ordinance);
The Convention Facilities Department reviews Administrative Code changes on an annual basis with the City Attorney's Office to ensure the contracted operator is in constant compliance.

6. The department's plan for City employees displaced by the contract; and,
No City employees are displaced by this contract.

7. A discussion, including timelines and cost estimates, of under what conditions the service could be provided in the future using City employees. (Added by Ord. 105-04, File No. 040594, App. 6/10/2004)

The Department's annual Prop J report specifies the estimated differences in salary and benefit costs of the contracted operator and City employees, at both lowest and highest salary steps. Management and operation of convention facilities demand tremendous industry expertise to be competitive with other first tier cities nationwide. A top-level private operator can offer experience and depth that City employees cannot.

8 Changes in any elements of the Contractor and/or City side since the prior approved Prop J. Contractor restructured their Event Attendant job classifications to distinguish between Custodians and Custodial Crew Leads, but no change to overall FTE.

Name and job title of the person completing this questionnaire:

Kenneth Bukowski, Director of Convention Facilities

Form will autopopulate

PROP J ANALYSIS SUMMARY

278641 - Convention Facilities

Convention Facilities Management

FISCAL YEAR 2024-25

City cost if services are not contracted out

	<i>low range</i>		<i>high range</i>	
Total Annual Salary	\$	20,823,642	\$	24,998,370
Total Other Pay	\$	1,138,745	\$	1,367,041
Total Fringe Benefits	\$	9,026,122	\$	10,174,999
Additional City Costs	\$	8,937,762	\$	8,937,762
	\$	39,926,272	\$	45,478,172

City cost if services are contracted out

Contract Cost	\$	38,611,093	\$	38,611,093
City Contract Monitoring	\$	281,555	\$	334,994
	\$	38,892,648	\$	38,946,087

City Savings from Contracting Out,

Savings/(Cost)	\$	1,033,624	\$	6,532,085
		3%		14%

ESTIMATED CITY COSTS:

PROJECTED PERSONNEL COSTS						
Job Class Title	Class	# of Full Time Equivalent Positions	Bi-Weekly Rate per FTE		Annual Cost	
			Low	High	Low	High
IS Programmer Analyst	1062	0.6	\$ 3,950	4,742	\$ 61,619	\$ 73,972
IS Manager	1071	0.6	\$ 7,664	9,200	\$ 119,552.16	\$ 143,520.00
Payroll Supervisor	1218	1.0	\$ 4,380	5,258	\$ 113,884.43	\$ 136,716.00
Payroll Clerk	1222	1.0	\$ 3,417	4,102	\$ 89,848.61	\$ 106,961.00
Senior Personnel Analyst	1244	1.0	\$ 5,086	6,105	\$ 132,228.26	\$ 158,735.00
Principal Personnel Analyst	1246	1.0	\$ 5,746	6,898	\$ 149,401.88	\$ 179,354.00
Senior Clerk	1406	1.0	\$ 3,062	3,676	\$ 79,622.31	\$ 95,585.00
Management Assistant	1842	1.0	\$ 3,625	4,351	\$ 94,243.14	\$ 113,137.03
Secretary II	1446	1.0	\$ 3,062	3,676	\$ 79,622.31	\$ 95,585.00
Executive Secretary 3	1454	1.0	\$ 3,985	4,784	\$ 103,601.88	\$ 124,372.00
Accountant III	1654	2.0	\$ 4,589	5,509	\$ 238,646.18	\$ 286,490.02
Senior Storekeeper	1936	1.0	\$ 2,840	3,410	\$ 73,852.95	\$ 88,659.00
Senior Administrative Analyst	1823	2.0	\$ 4,589	5,509	\$ 238,646.17	\$ 286,490.00
Supervising Purchaser	1958	1.0	\$ 5,718	6,865	\$ 148,675.51	\$ 178,482.00
Custodian	2708	64.0	\$ 2,544	3,054	\$ 4,233,399.30	\$ 5,082,112.00
Custodial Supervisor	2718	35.0	\$ 3,085	3,704	\$ 2,807,897.35	\$ 3,370,465.00
Fire Safety Inspector 2	6281	1.5	\$ 5,593	6,714	\$ 118,123.97	\$ 261,853.50
Bldg & Grounds Maint Supv	7203	6.0	\$ 4,938	5,928	\$ 770,371.73	\$ 924,816.00
Chief Stationary Engineer	7205	1.0	\$ 5,036	6,045	\$ 130,927.61	\$ 157,176.00
Painting Supervisor	7242	1.0	\$ 4,295	5,157	\$ 111,682.81	\$ 134,073.00
Apprentice Sationary Engineer	7333	2.0	\$ 3,771	4,527	\$ 196,104.86	\$ 235,420.00
Stationary Engineer	7334	14.0	\$ 3,969	4,765	\$ 1,444,875.15	\$ 1,734,544.00
Senior Stationary Engineer	7335	3.0	\$ 4,499	5,401	\$ 350,902.08	\$ 421,251.00
Carpenter	7344	1.0	\$ 3,897	4,679	\$ 101,333.62	\$ 121,649.00
Electrician	7345	1.0	\$ 4,589	5,508	\$ 119,301.43	\$ 143,219.00
Painter	7346	3.0	\$ 3,587	4,306	\$ 279,758.05	\$ 335,844.00
Plumber	7347	1.0	\$ 4,625	5,552	\$ 120,248.55	\$ 144,956.00
Security Guard	8202	23.0	\$ 2,840	3,410	\$ 1,698,617.78	\$ 2,039,157.00
Head Park Patrol Officer	8210	6.0	\$ 3,698	4,439	\$ 576,819.18	\$ 692,460.00
Supv Bldg Grounds Patrol Ofcr	8211	3.0	\$ 3,144	3,774	\$ 245,209.38	\$ 294,369.00
Parking Control Officer	8214	5.0	\$ 2,888	3,467	\$ 375,428.94	\$ 450,695.00
Lead Parking Control Officer	8216	2.0	\$ 3,455	4,147	\$ 179,634.78	\$ 215,648.00
Public SafetyComm Supv	8239	1.0	\$ 4,970	5,967	\$ 129,232.45	\$ 155,141.00
Manager I	0922	13.0	\$ 5,326	6,394	\$ 1,800,245.16	\$ 2,161,158.65
Manager II	0923	4.0	\$ 5,718	6,865	\$ 594,702.02	\$ 713,928.00
Manager III	0931	1.0	\$ 1,166	1,403	\$ 160,323.35	\$ 192,465.00
Manager IV	0932	8.0	\$ 6,618	7,944	\$ 1,376,482.43	\$ 1,652,439.89
Manager V	0933	1.0	\$ 1,139	8,570	\$ 185,602.40	\$ 222,812.00
Deputy Director III	0953	1.0	\$ 7,664	9,200	\$ 199,253.60	\$ 239,200.00
Deputy Director IV	0954	2.0	\$ 8,722	10,471	\$ 453,556.72	\$ 544,485.86
Deputy Director V	0955	1.0	\$ 9,287	11,149	\$ 241,465.04	\$ 289,874.00
Holiday Pay (if applicable)	n/a	n/a			\$ 307,561	\$ 369,221
Night / Shift Differential (if applicable)	n/a	n/a			\$ 232,721	\$ 279,377
Overtime Pay (if applicable)	n/a	n/a			\$ 290,902	\$ 349,222
Other Pay (if applicable)	n/a	n/a			\$ 307,561	\$ 369,221
Total FTE		219.7				
Total Salary Costs-->					\$ 20,823,842.34	\$ 24,998,370.16
Total of Other Compensation-->					\$ 1,138,745.22	\$ 1,367,041.08

FRINGE BENEFITS

Job Class	\$ Amount
Benefits per FTE--Job Class #:	1062 \$ 48,298
Benefits per FTE--Job Class #:	1071 \$ 75,966
Benefits per FTE--Job Class #:	1218 \$ 50,893
Benefits per FTE--Job Class #:	1222 \$ 43,759
Benefits per FTE--Job Class #:	1244 \$ 54,775
Benefits per FTE--Job Class #:	1246 \$ 59,176
Benefits per FTE--Job Class #:	1406 \$ 41,129
Benefits per FTE--Job Class #:	1842 \$ 45,297
Benefits per FTE--Job Class #:	1446 \$ 41,129
Benefits per FTE--Job Class #:	1454 \$ 47,378
Benefits per FTE--Job Class #:	1654 \$ 52,348
Benefits per FTE--Job Class #:	1936 \$ 39,486
Benefits per FTE--Job Class #:	1823 \$ 52,348
Benefits per FTE--Job Class #:	1958 \$ 60,206
Benefits per FTE--Job Class #:	2708 \$ 37,288
Benefits per FTE--Job Class #:	2718 \$ 41,299
Benefits per FTE--Job Class #:	6281 \$ 59,539
Benefits per FTE--Job Class #:	7203 \$ 56,895
Benefits per FTE--Job Class #:	7205 \$ 57,603
Benefits per FTE--Job Class #:	7242 \$ 51,933
Benefits per FTE--Job Class #:	7333 \$ 48,990
Benefits per FTE--Job Class #:	7334 \$ 50,457
Benefits per FTE--Job Class #:	7335 \$ 53,705
Benefits per FTE--Job Class #:	7344 \$ 50,896
Benefits per FTE--Job Class #:	7345 \$ 55,869
Benefits per FTE--Job Class #:	7346 \$ 46,680
Benefits per FTE--Job Class #:	7347 \$ 56,527
Benefits per FTE--Job Class #:	8202 \$ 39,486
Benefits per FTE--Job Class #:	8210 \$ 45,834
Benefits per FTE--Job Class #:	8211 \$ 41,731
Benefits per FTE--Job Class #:	8214 \$ 39,836
Benefits per FTE--Job Class #:	8216 \$ 44,034
Benefits per FTE--Job Class #:	8239 \$ 54,523
Benefits per FTE--Job Class #:	0922 \$ 63,399
Benefits per FTE--Job Class #:	0923 \$ 65,862
Benefits per FTE--Job Class #:	0931 \$ 68,192
Benefits per FTE--Job Class #:	0932 \$ 70,546
Benefits per FTE--Job Class #:	0933 \$ 73,238
Benefits per FTE--Job Class #:	0953 \$ 75,966
Benefits per FTE--Job Class #:	0954 \$ 81,468
Benefits per FTE--Job Class #:	0955 \$ 84,403
Total Fringe Benefits	\$ 9,026,122.30 Low \$ 10,174,998.56 High

ADDITIONAL CITY COSTS

Contractual Services	\$ 7,198,700	\$ 7,198,700
Worker's Compensation	\$ 1,739,062	\$ 1,739,062
	\$ -	\$ -
	\$ -	\$ -
Total Capital & Operating	\$ 8,937,762	\$ 8,937,762

COST COMPARISON SUMMARY

ESTIMATED TOTAL CITY COST	\$ 39,926,271.86	\$ 45,478,171.80
LESS: ESTIMATED TOTAL CONTRACT COST	\$ 38,892,648.00	\$ 38,946,087.00
ESTIMATED SAVINGS	\$ 1,033,624	\$ 6,532,085
% of Savings to City Cost	3%	14%

Comments/Assumptions:

Salary and Benefits for Each Job Class from BFM Reporting FTE Cost Report

Complete this with the cost of 1.0 FTE; the actual FTE needs will be calculated in the Personnel and Fringe Benefit costs.

Year (BY, aka FY 24/25)	Job Class Number	Job Class Title	FTE	5010 Salary	5130 Benefits	Total Sal & Ben
BY	1062	IS Programmer Analyst	1.00	123,287	48,298	\$ 171,585
BY	1071	IS Manager	1.00	239,200	75,966	\$ 315,166
BY	1218	Payroll Supervisor	1.00	136,716	50,893	\$ 187,609
BY	1222	Payroll Clerk	1.00	106,961	43,759	\$ 150,420
BY	1244	Senior Personnel Analyst	1.00	158,735	54,775	\$ 213,510
BY	1246	Principal Personnel Analyst	1.00	179,354	59,176	\$ 238,530
BY	1406	Senior Clerk	1.00	95,585	41,129	\$ 136,714
BY	1446	Secretary II	1.00	113,137	45,297	\$ 158,434
BY	1454	Executive Secretary 3	1.00	95,585	41,129	\$ 136,714
BY	1654	Accountant III	1.00	124,372	47,378	\$ 171,750
BY	1842	Management Assistant	1.00	143,245	52,348	\$ 195,593
BY	1823	Senior Administrative Analyst	1.00	88,659	39,486	\$ 128,145
BY	1936	Senior Storekeeper	1.00	143,245	52,348	\$ 195,593
BY	1958	Supervising Purchaser	1.00	178,482	60,206	\$ 238,688
BY	2708	Custodian	1.00	79,408	37,288	\$ 116,696
BY	2718	Custodial Supervisor	1.00	96,299	41,299	\$ 137,598
BY	6281	Fire Safety Inspector 2	1.00	174,569	59,539	\$ 234,108
BY	7203	Bldg & Grounds Maint Supv	1.00	154,136	56,895	\$ 211,031
BY	7205	Chief Stationary Engineer	1.00	157,176	57,603	\$ 214,779
BY	7242	Painting Supervisor	1.00	134,073	51,933	\$ 186,006
BY	7333	Apprentice Sationary Engineer	1.00	117,170	48,990	\$ 166,700
BY	7334	Stationary Engineer	1.00	123,896	50,457	\$ 174,353
BY	7335	Senior Stationary Engineer	1.00	140,417	53,705	\$ 194,122
BY	7344	Carpenter	1.00	121,649	50,896	\$ 172,545
BY	7345	Electrician	1.00	143,219	55,869	\$ 199,088
BY	7346	Painter	1.00	111,948	46,680	\$ 158,628
BY	7347	Plumber	1.00	144,356	56,527	\$ 200,883
BY	8202	Security Guard	1.00	88,659	39,486	\$ 128,145
BY	8210	Head Park Patrol Officer	1.00	115,410	45,834	\$ 161,244
BY	8211	Supv Bldg Grounds Patrol Ofcr	1.00	98,123	41,731	\$ 139,854
BY	8214	Parking Control Officer	1.00	90,139	39,836	\$ 129,975
BY	8216	Lead Parking Control Officer	1.00	107,824	44,034	\$ 151,858
BY	8239	Public SafetyComm Supv	1.00	155,141	54,523	\$ 209,664
BY	0922	Manager I	1.00	166,243	63,399	\$ 229,642
BY	0923	Manager II	1.00	178,482	65,862	\$ 244,344
BY	0931	Manager III	1.00	192,465	68,192	\$ 260,657
BY	0932	Manager IV	1.00	206,555	70,546	\$ 277,101
BY	0933	Manager V	1.00	222,812	73,238	\$ 296,050
BY	0953	Deputy Director III	1.00	239,200	75,966	\$ 315,166
BY	0954	Deputy Director IV	1.00	272,243	81,468	\$ 353,711
BY	0955	Deputy Director V	1.00	289,874	84,403	\$ 374,277

1. FY 1997 would be/was the first year these services are/were contracted out.
2. Salary levels reflect proposed salary rates effective July 1, 2024. Costs are represented as annual 12 month costs.
3. Variable fringe benefits consist of Social Security, Medicare, employer retirement, employee retirement pick-up and long-term disability, where applicable.
4. Fixed fringe benefits consist of health and dental rates plus an estimate of dependent coverage.
 - 1) Assuming City has the same staffing level as SMG.
 - 2) Assuming City has the same contractual services as SMG.

Please Fill Out Blue Shaded Areas Only.

FISCAL YEAR 2024-25

Contract Cost Details

	Low	High
Estimated Contract Cost	\$ 38,611,093.00	\$ 38,611,093.00
Estimated Monitoring Cost	\$ 281,555.00	\$ 334,994.00

Contract Cost Calculation:

Please show all calculations made to estimate contract cost. Describe assumptions and source of data above, and feel free to enter more rows as needed.

List of all contract components	Number of Units	Notes	Total Cost - low end est	Total Cost - high end est
Total Payroll			20,786,737	20,786,737
Total Benefits			9,923,656	9,923,656
Contractual Services			7,900,700	7,900,700
TOTAL CONTRACT COST			\$ 38,611,093.00	\$ 38,611,093.00

1. List all assumptions made in calculating contract cost.

Include any private wage rates, population estimates, square footage estimates or other data used in calculating your contract cost. Please insert more lines as needed.

- 1) Based on SMG's budget proposal for FY24-25
- 2)
- 3)
- 4)

2. What is the source of data used to calculate the contract cost?

Based on SMG's budget proposal for FY24-25

3. What year is your data from?

2024

4. If contract cost is based on an RFP and before a contract has been approved, was the RFP for comparable services?

N/A

Contract Monitoring Costs:

Does/would contract require monitoring? If yes, fill out the details below. If not, explain why, as this would be unusual.	Yes
--	-----

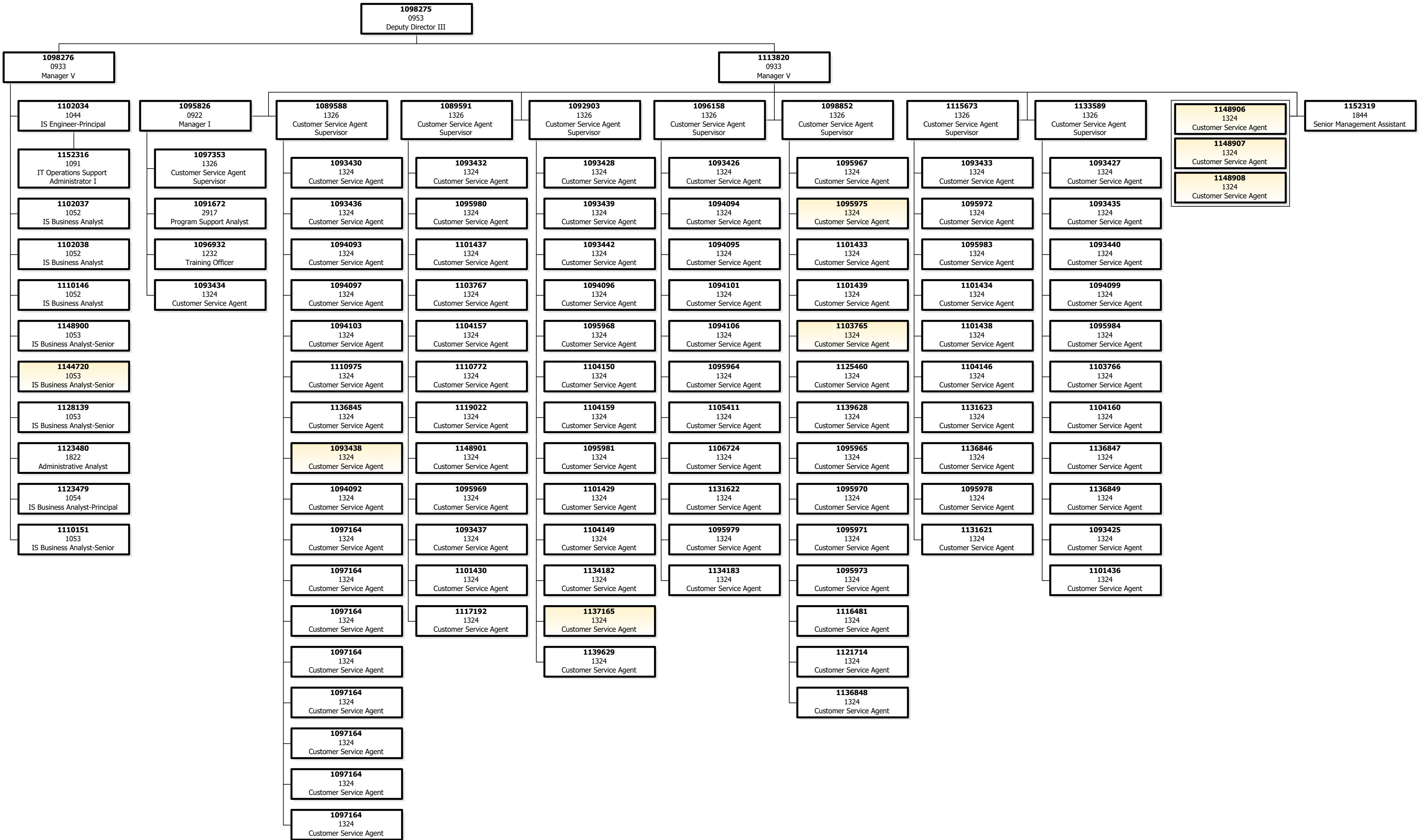
Salary:

Job Class	Job Class Title	# of FTEs (can be partial; e.g. a half time employee would be 0.5 FTE)	Biweekly Rate		Annual Salary Expense		Benefits per FTE		Annual Benefit Expense		TOTAL EXPENSES	
			Low	High	Low	High	Low	High	Low	High	Low	High
0962	Department Head II	1	8,208	9,854	\$ 213,412	\$ 256,197	\$ 68,143	\$ 78,797	\$ 68,143	\$ 78,797	\$ 281,555	\$ 334,994
					\$ -	\$ -	\$ -	\$ -	\$ -	\$ -	\$ -	\$ -
					\$ -	\$ -	\$ -	\$ -	\$ -	\$ -	\$ -	\$ -
					\$ -	\$ -	\$ -	\$ -	\$ -	\$ -	\$ -	\$ -
TOTAL CONTRACT MONITORING COST					\$ 213,412	\$ 256,197	\$ 68,143	\$ 78,797	\$ 68,143	\$ 78,797	\$ 281,555	\$ 334,994

Components of contractor labor costs, including but not limited to: fringe benefits, premiums, shift differential

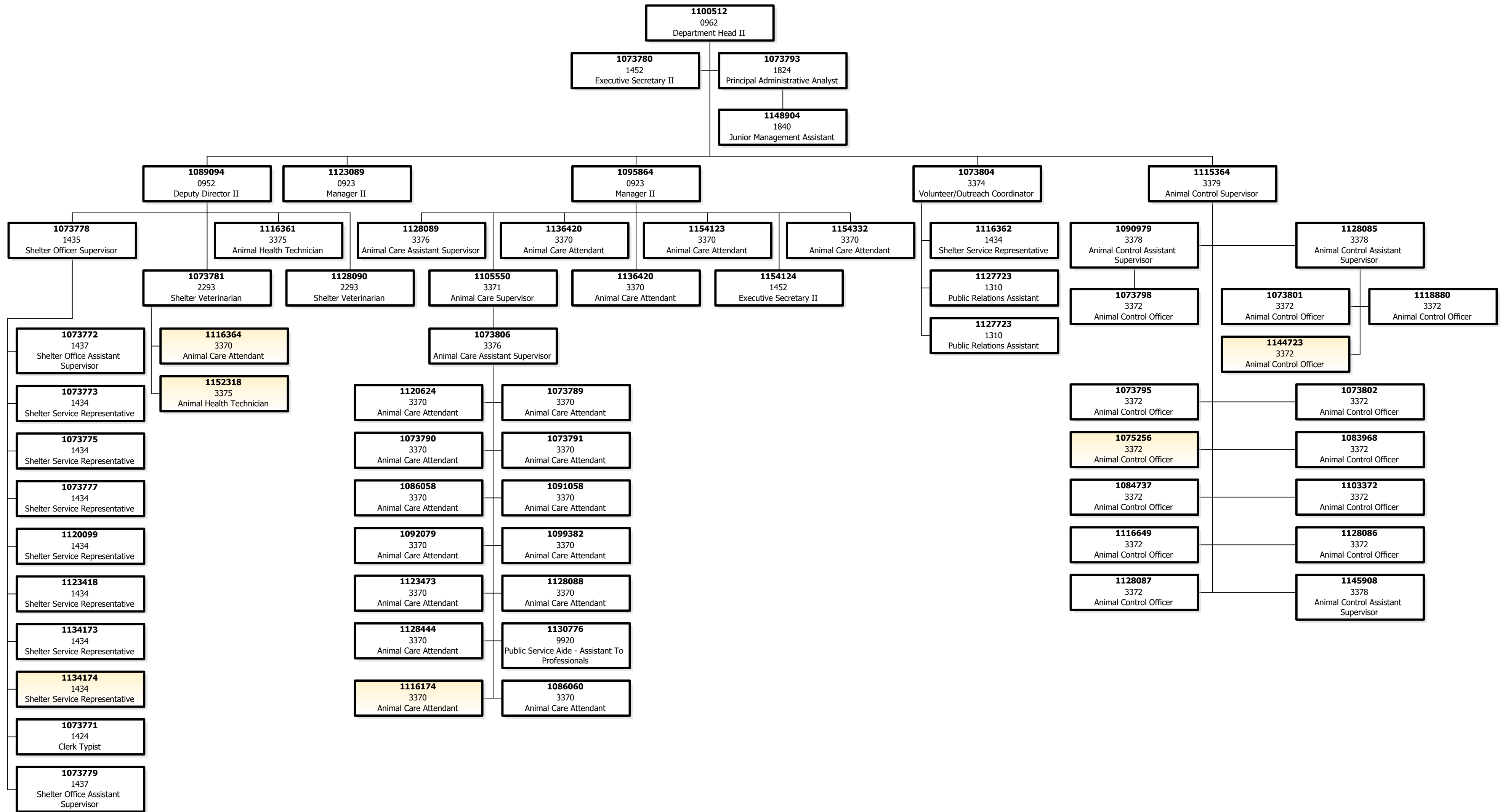


ADM 311 Customer Service Ctr



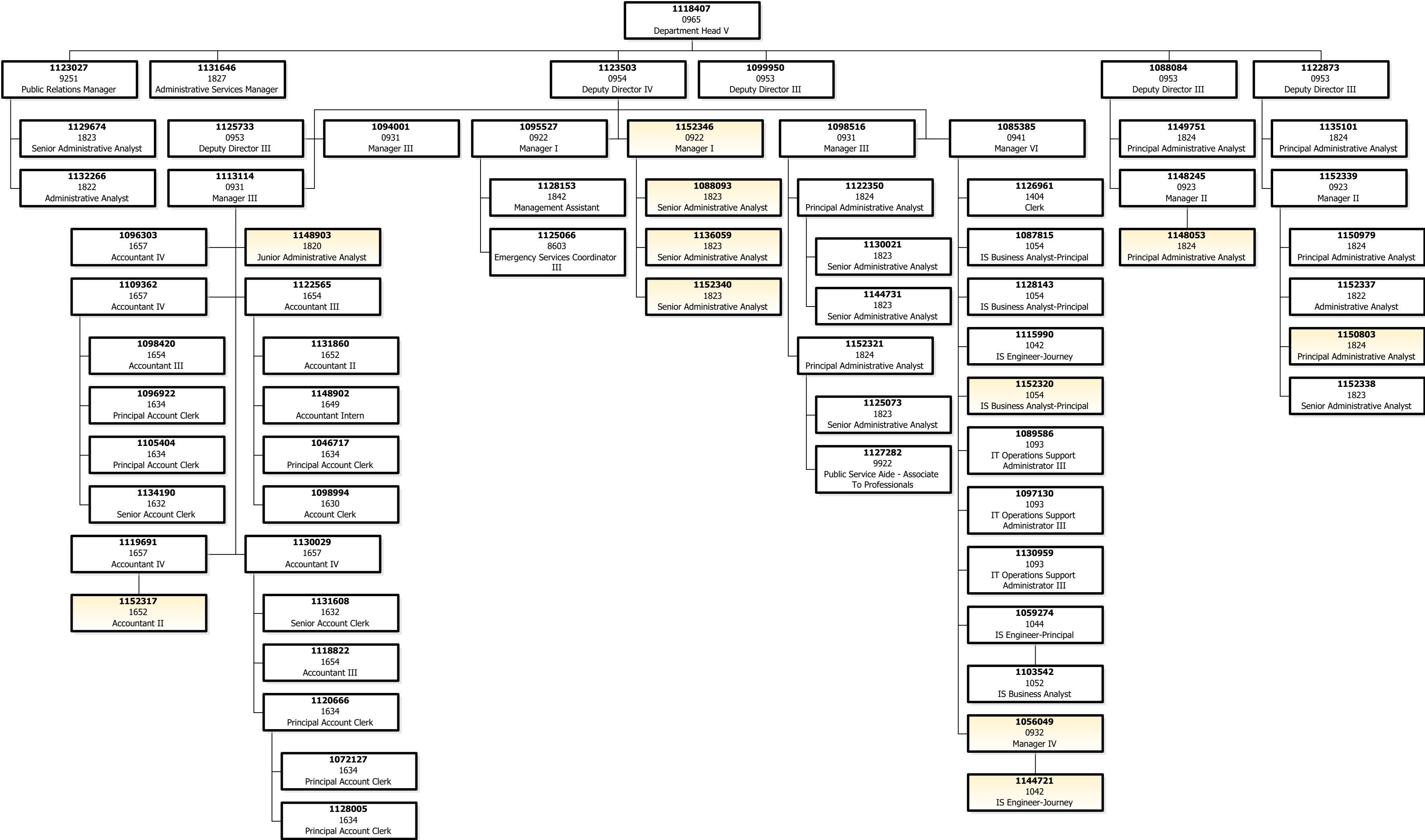


ADM Animal Care And Control



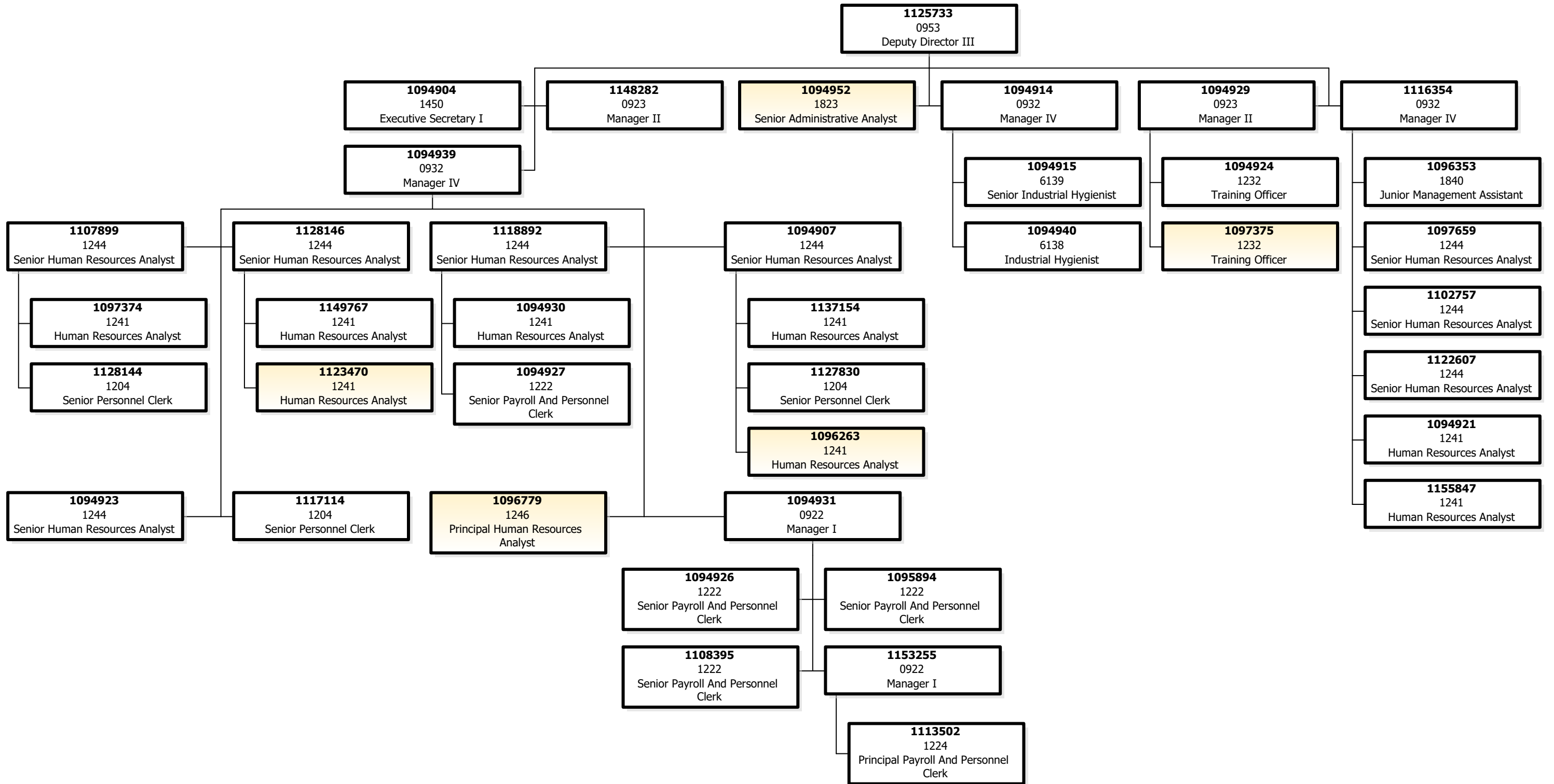


ADM Administration

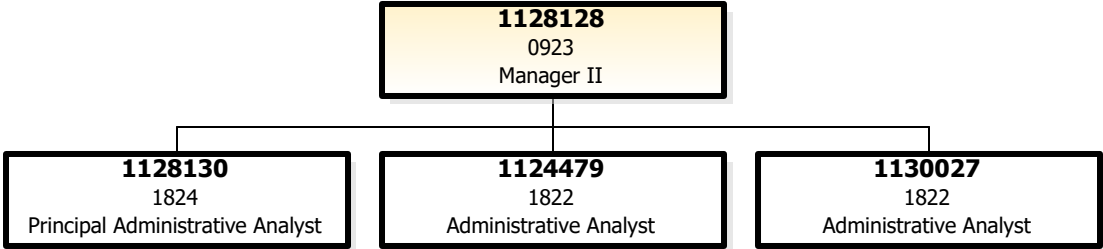




ADM Human Resources

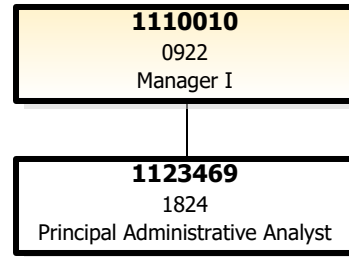


ADM COIT



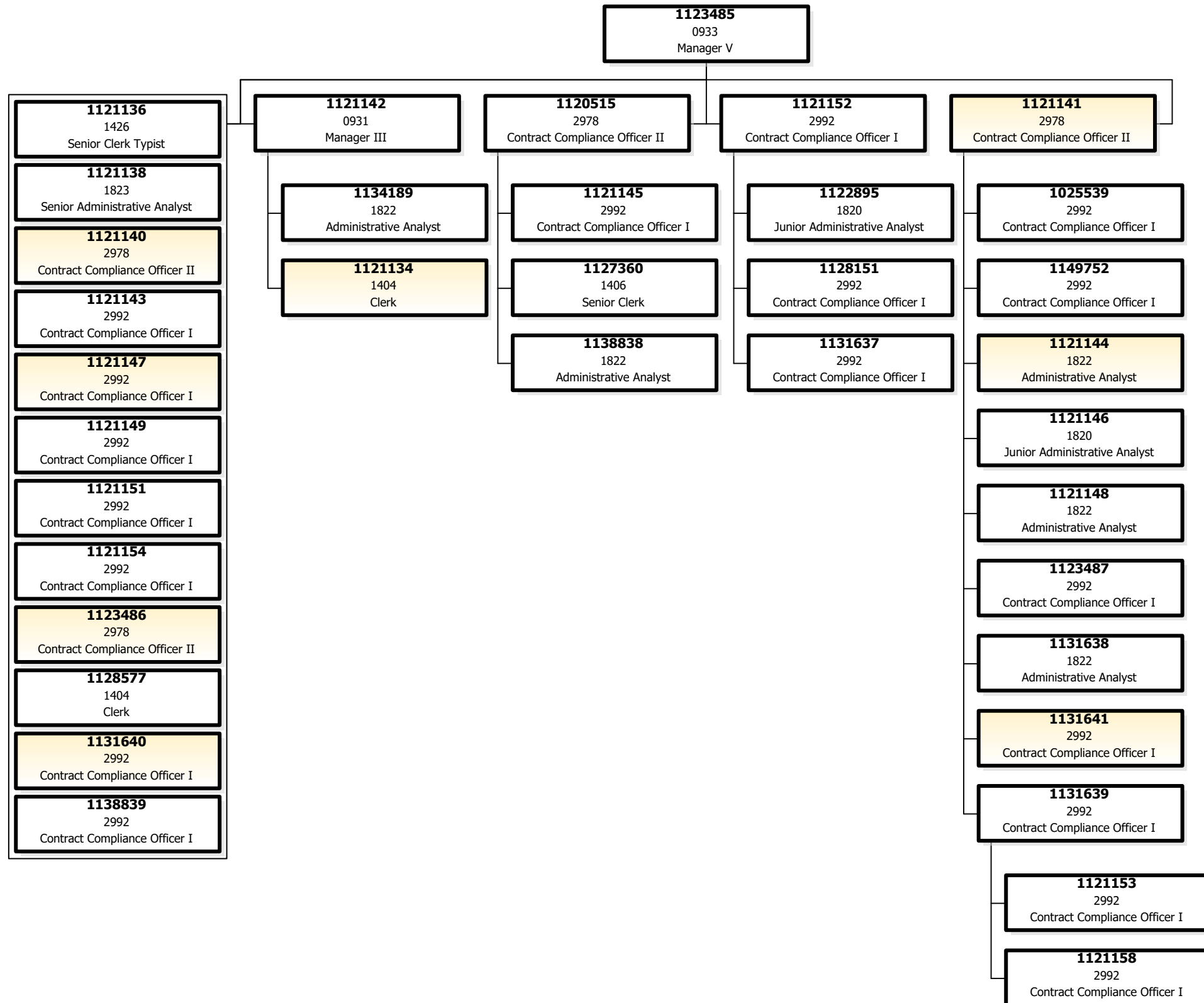


ADM Neighb Beautification



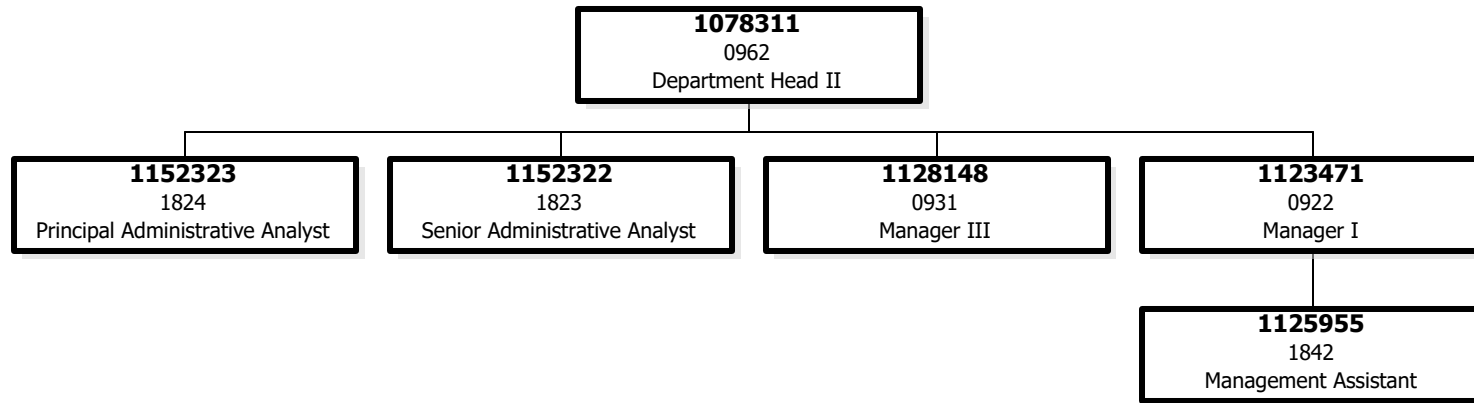


ADM Contract Monitoring



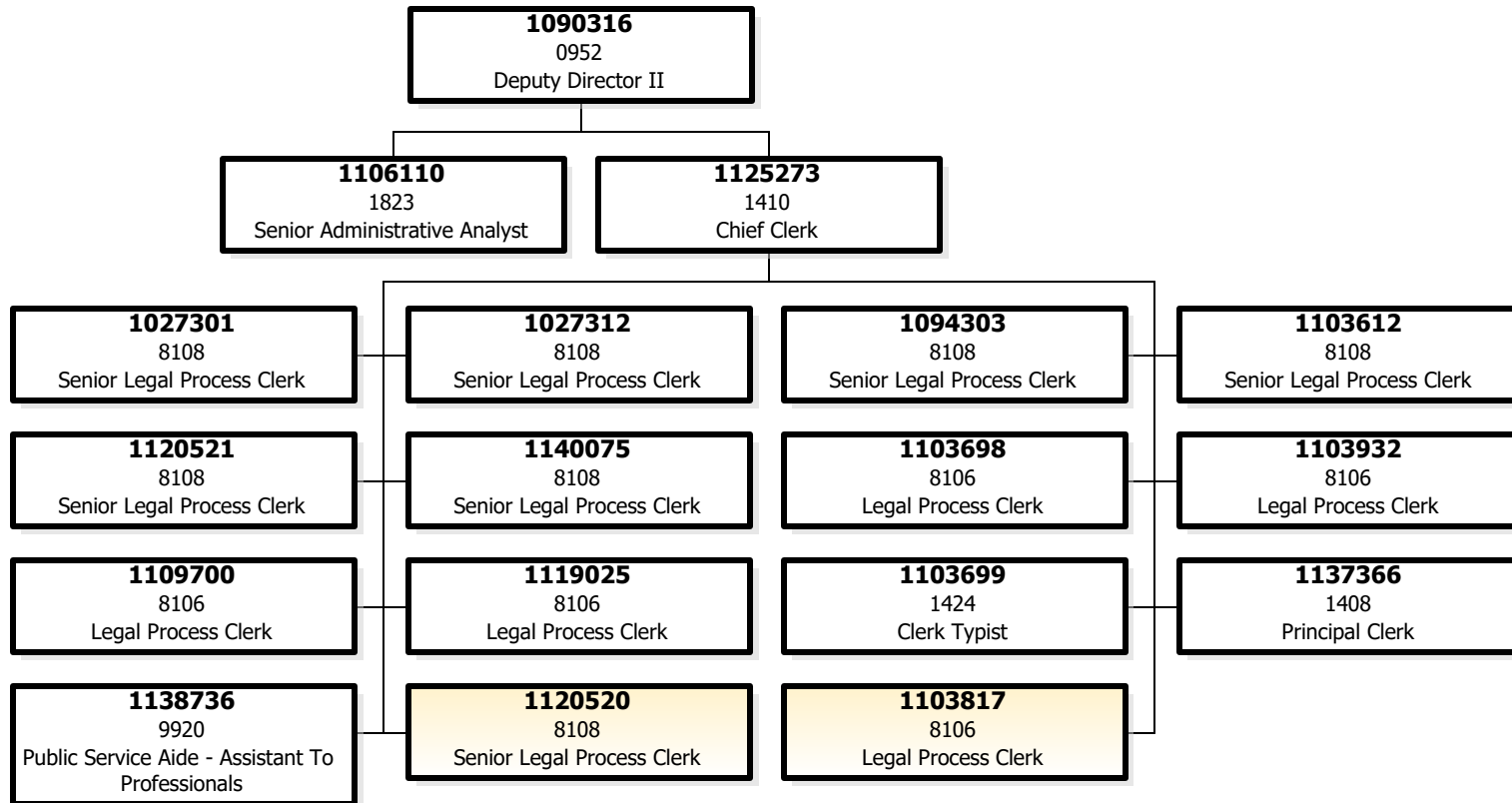


ADM Convention Facilities Mgmt



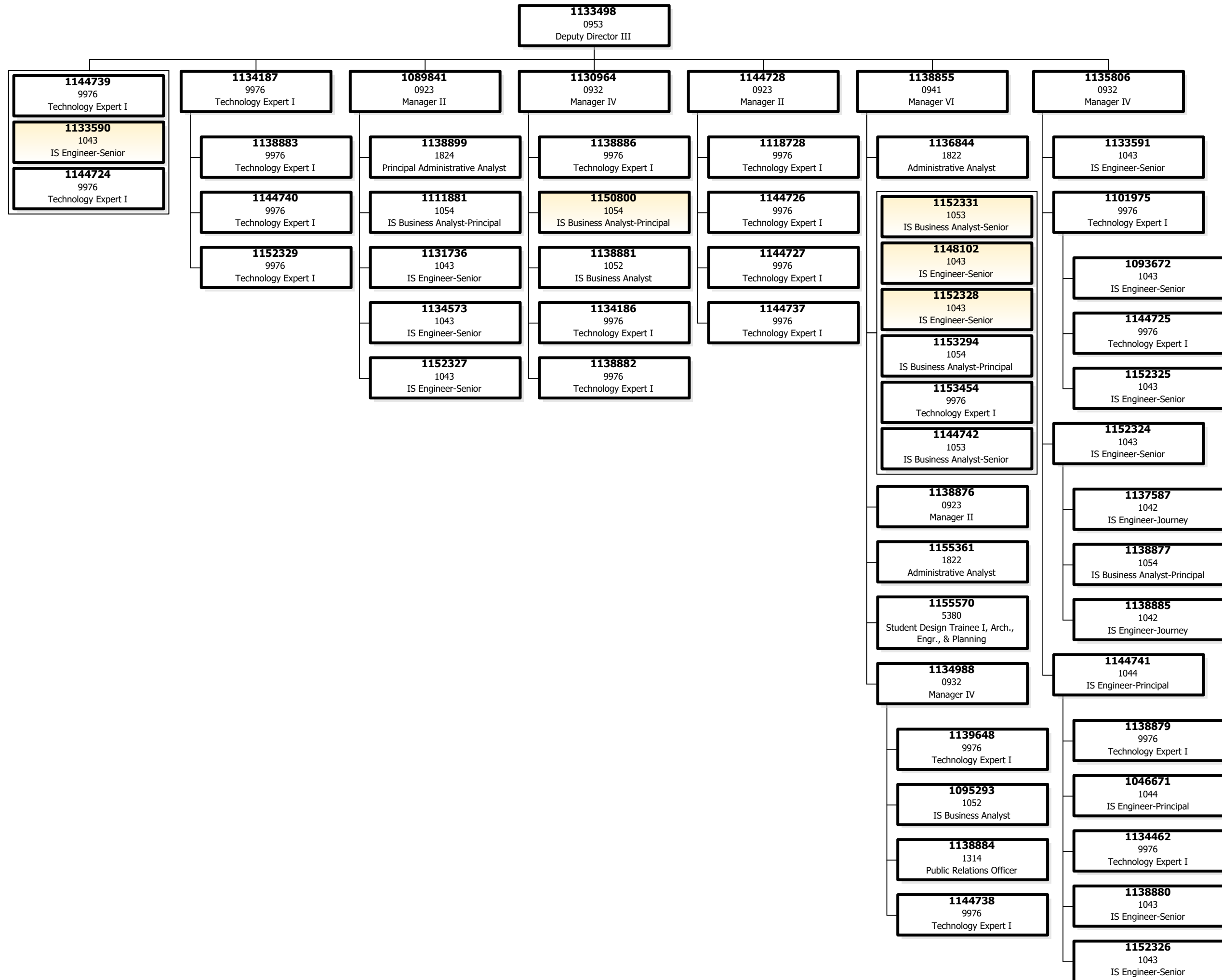


ADM County Clerk



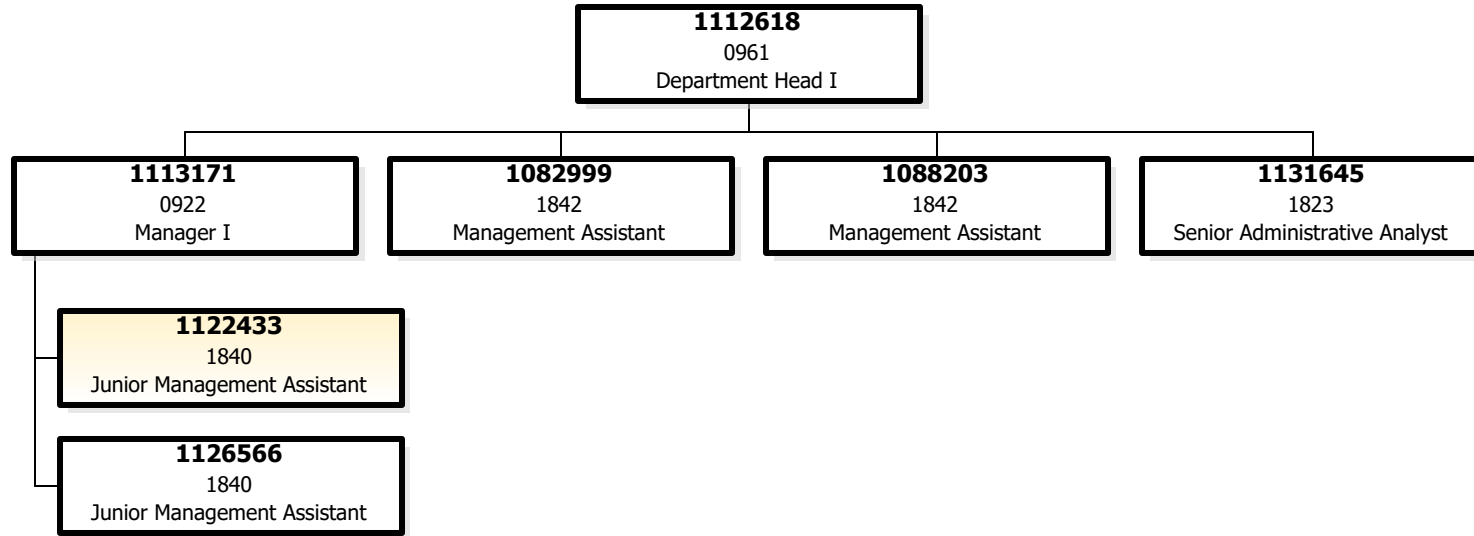


ADM Digital Services



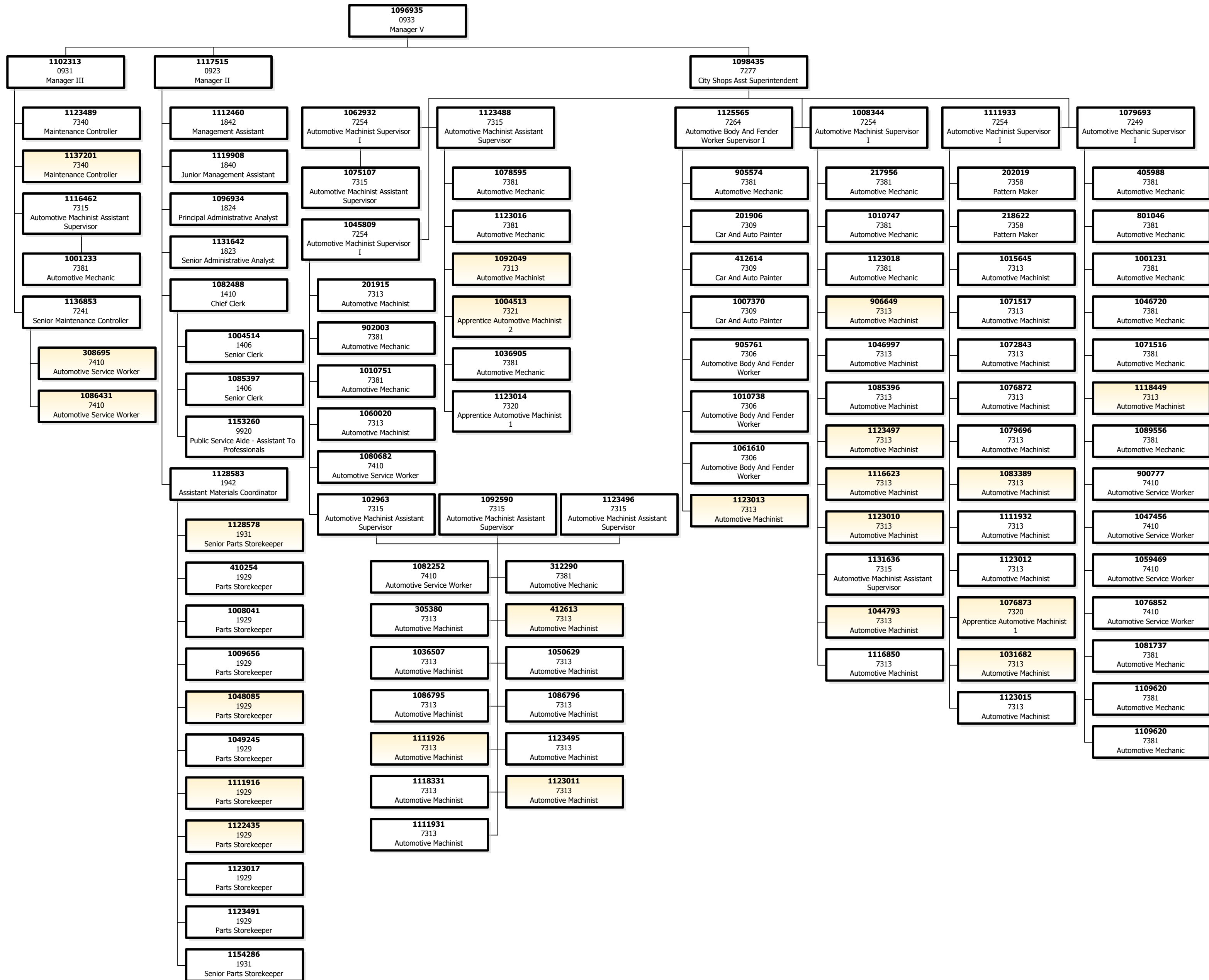


ADM Entertainment Commission



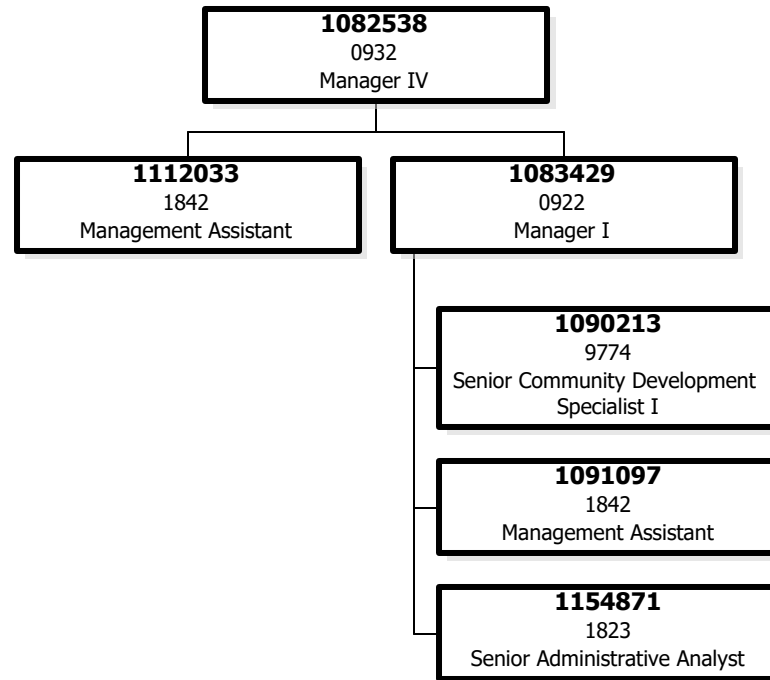


ADM Fleet Management



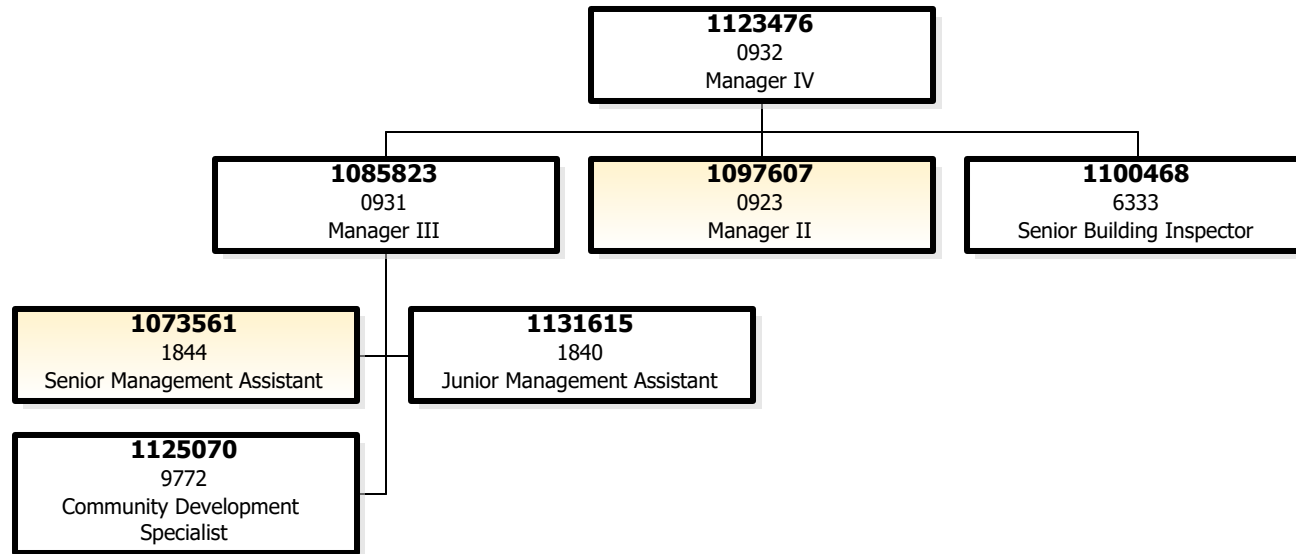


ADM Grants For The Arts



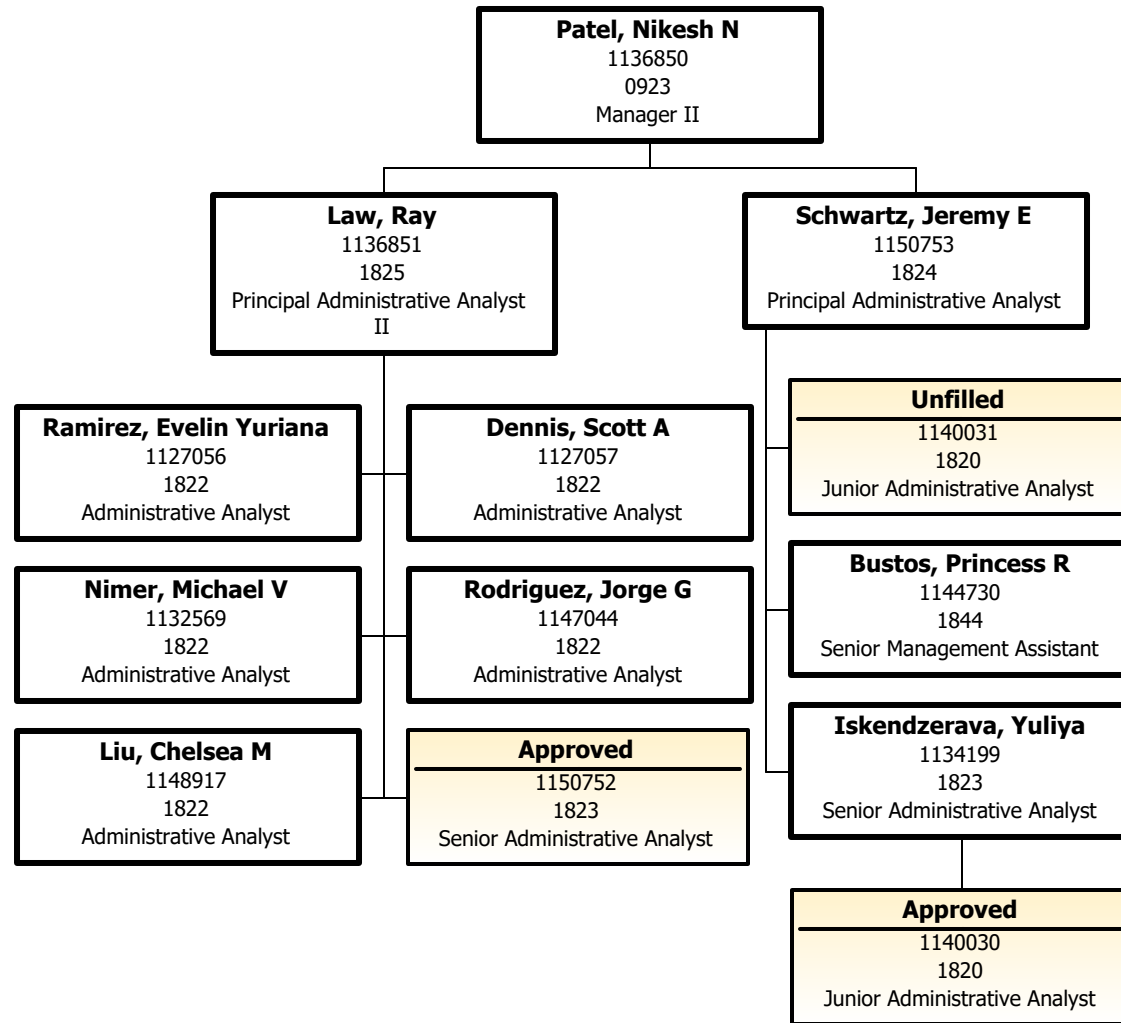


ADM Disability Access



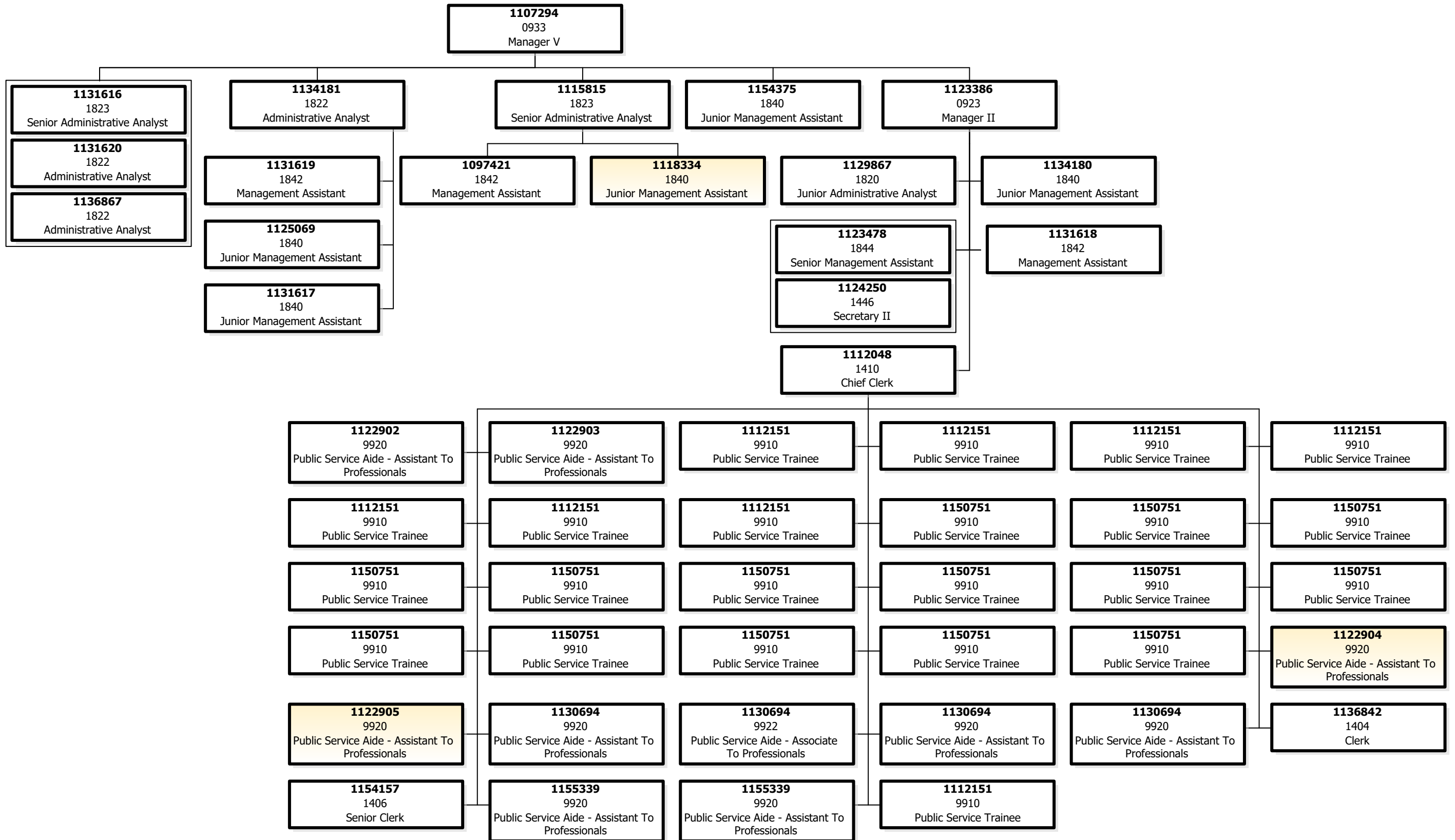


ADM Office of Cannabis



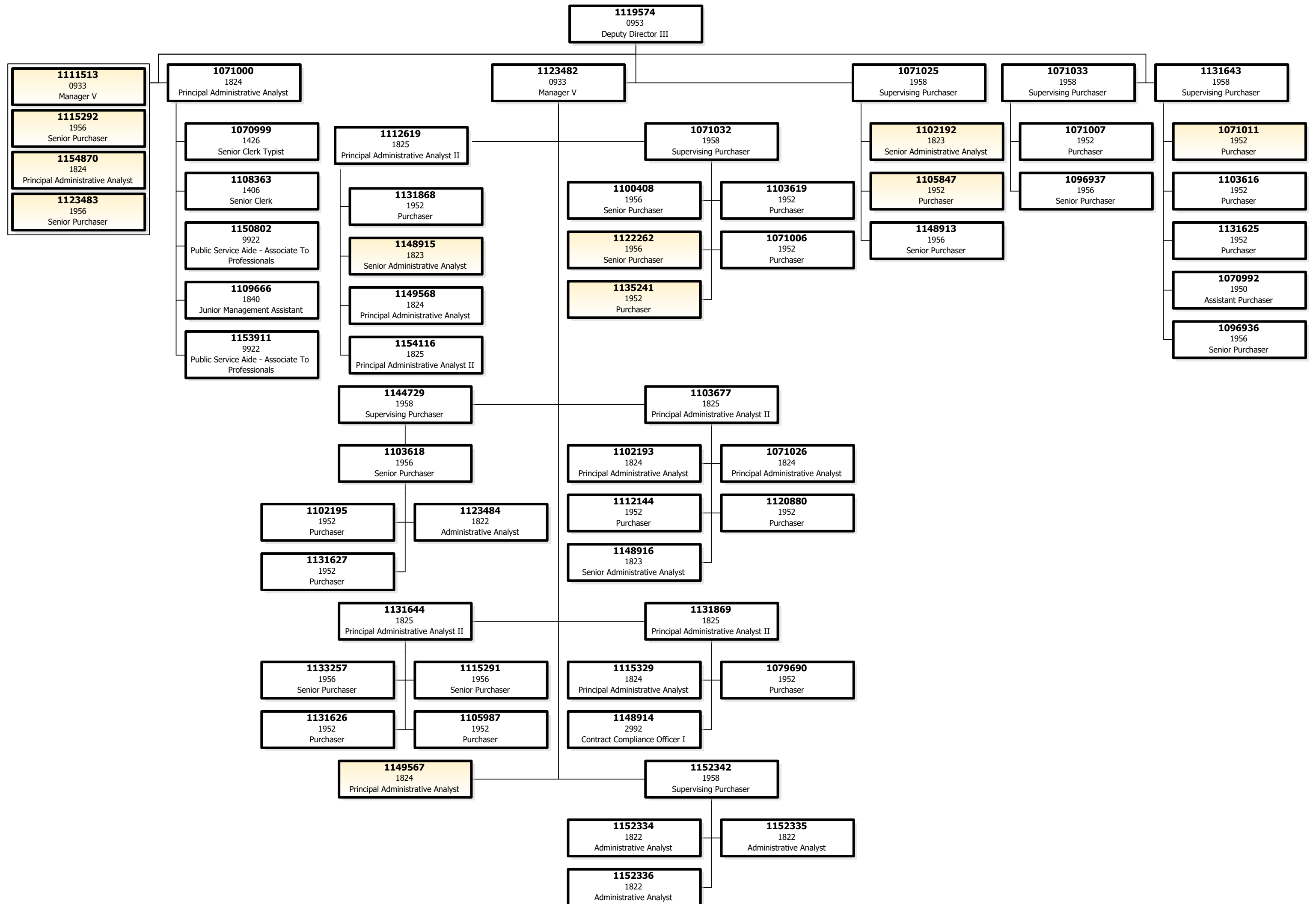


ADM Immigrant and Language Svc



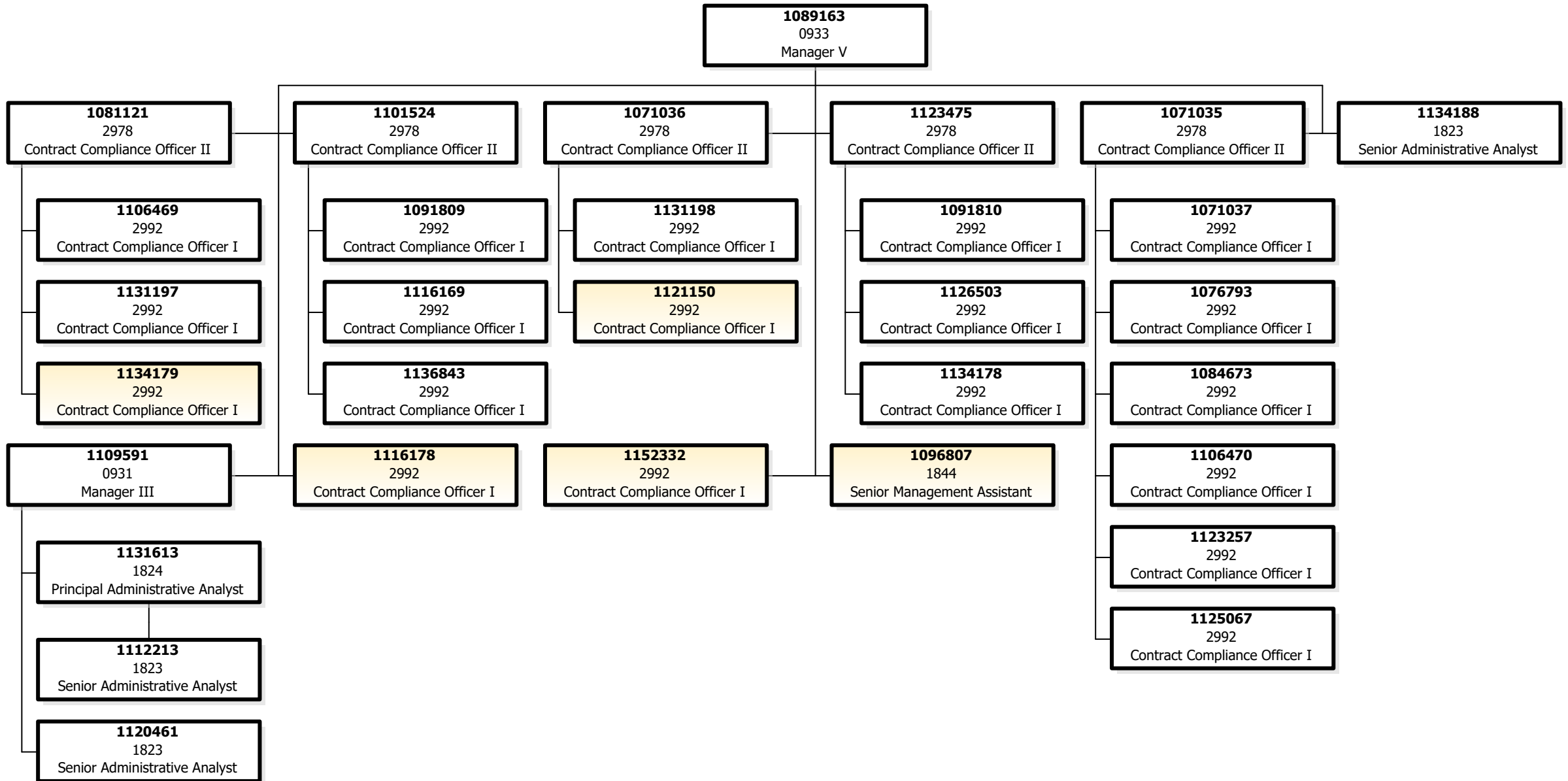


ADM OCA - Procurement



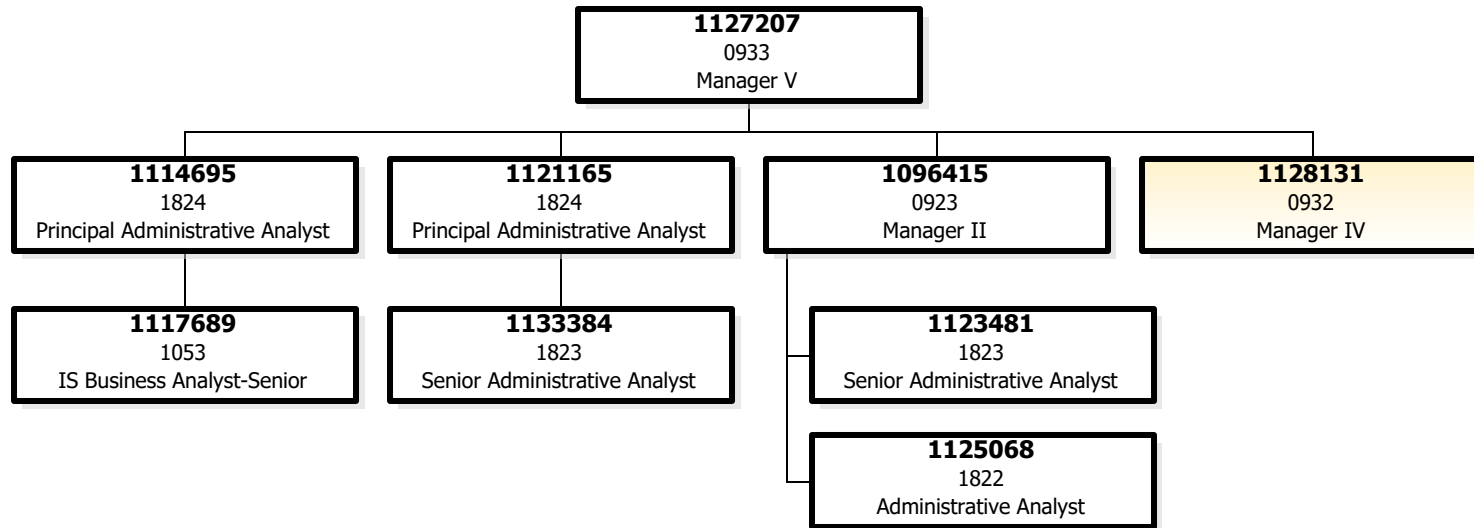


ADM Labor Standards



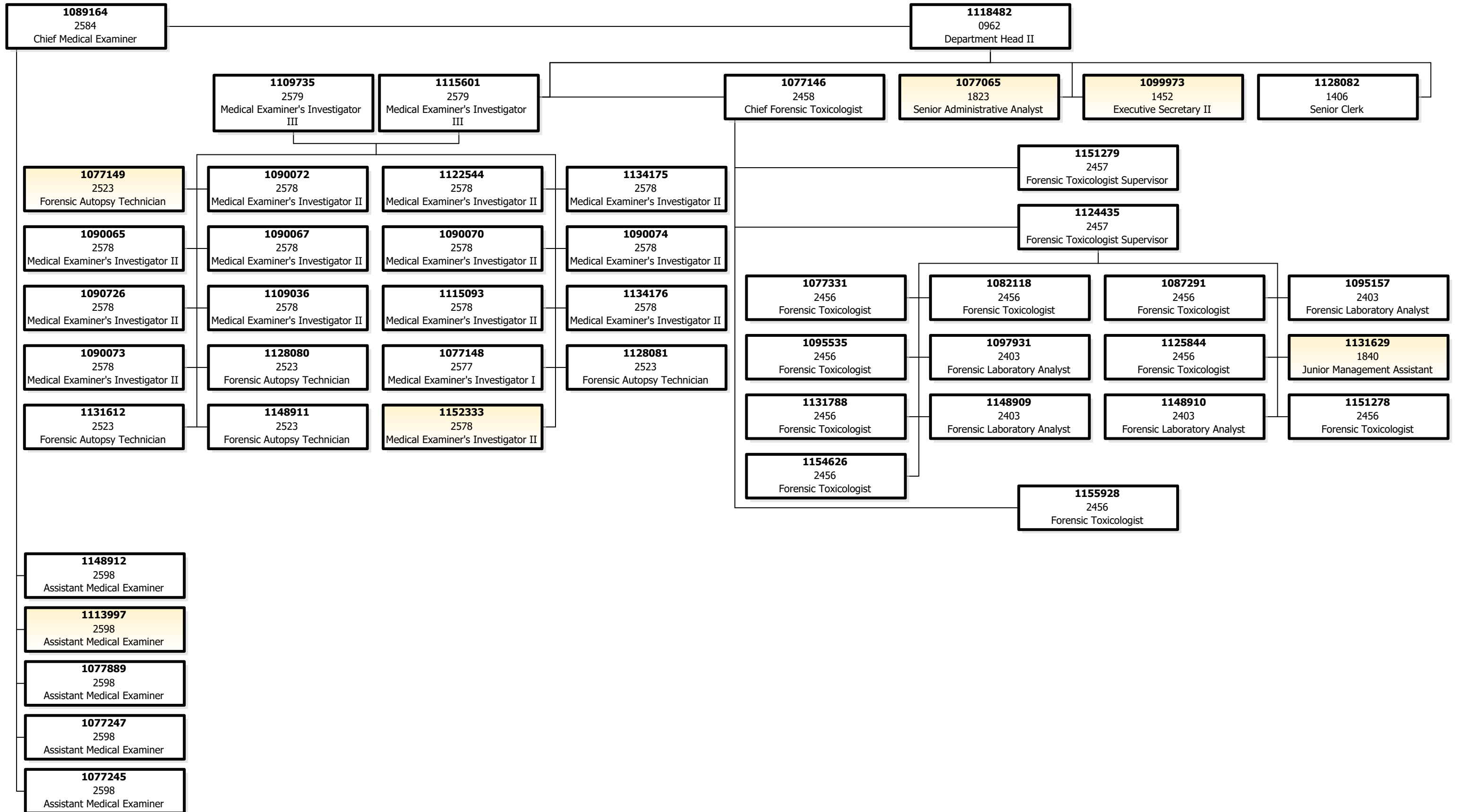


ADM Capital Planning



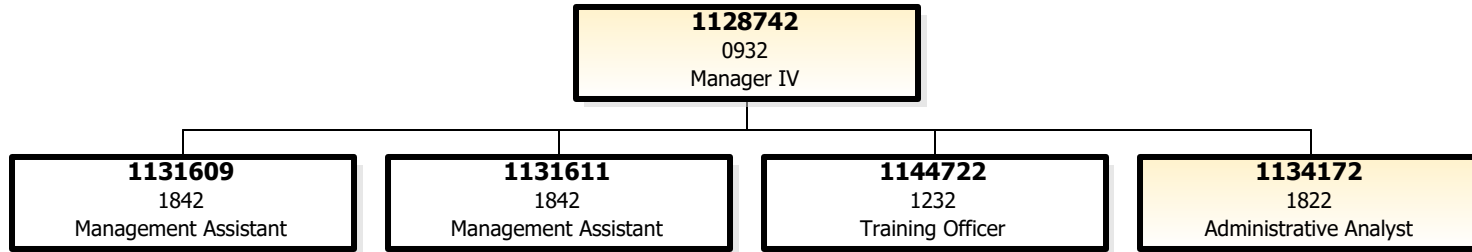


ADM Medical Examiner



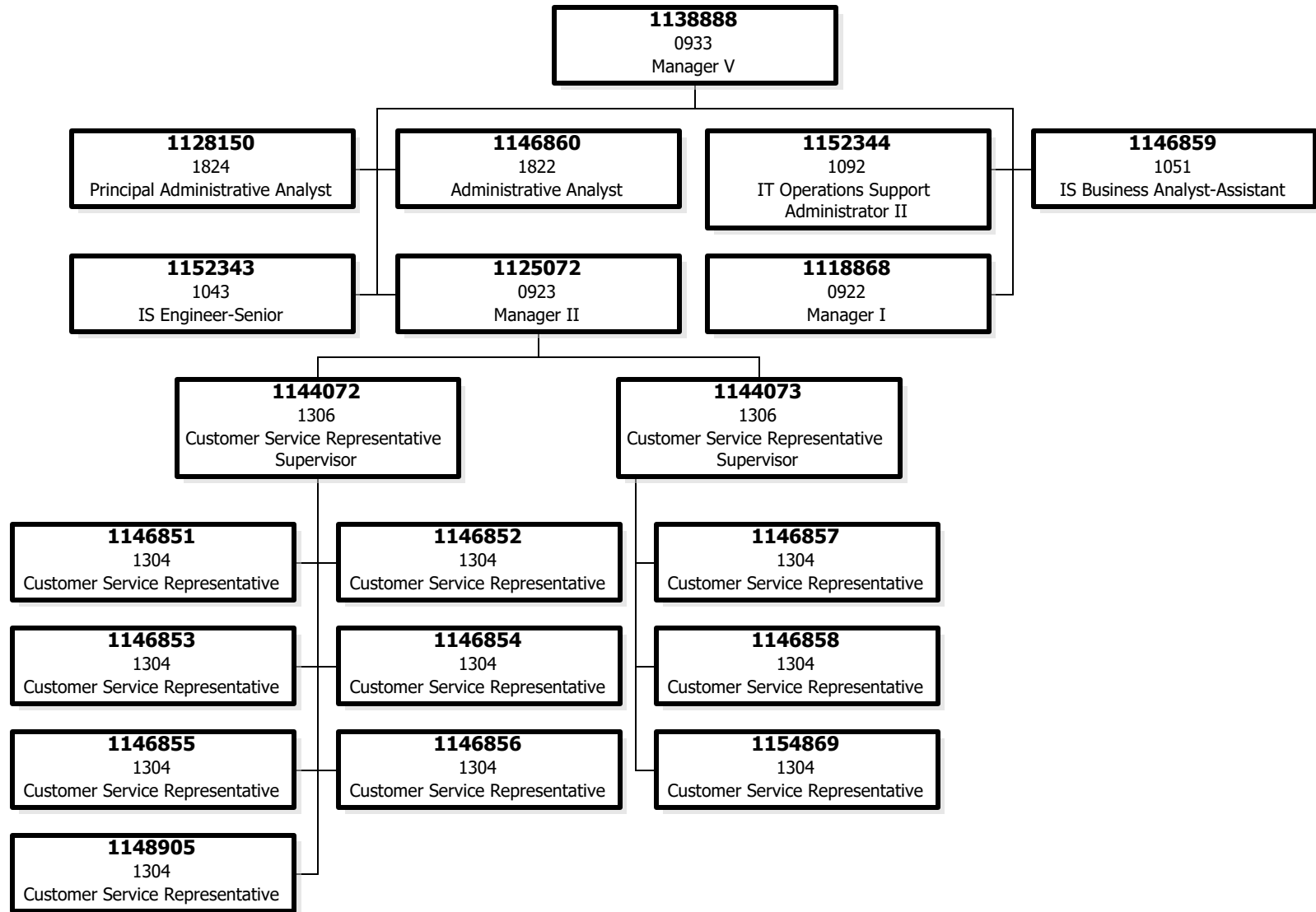


ADM Office of Transgender Initiatives



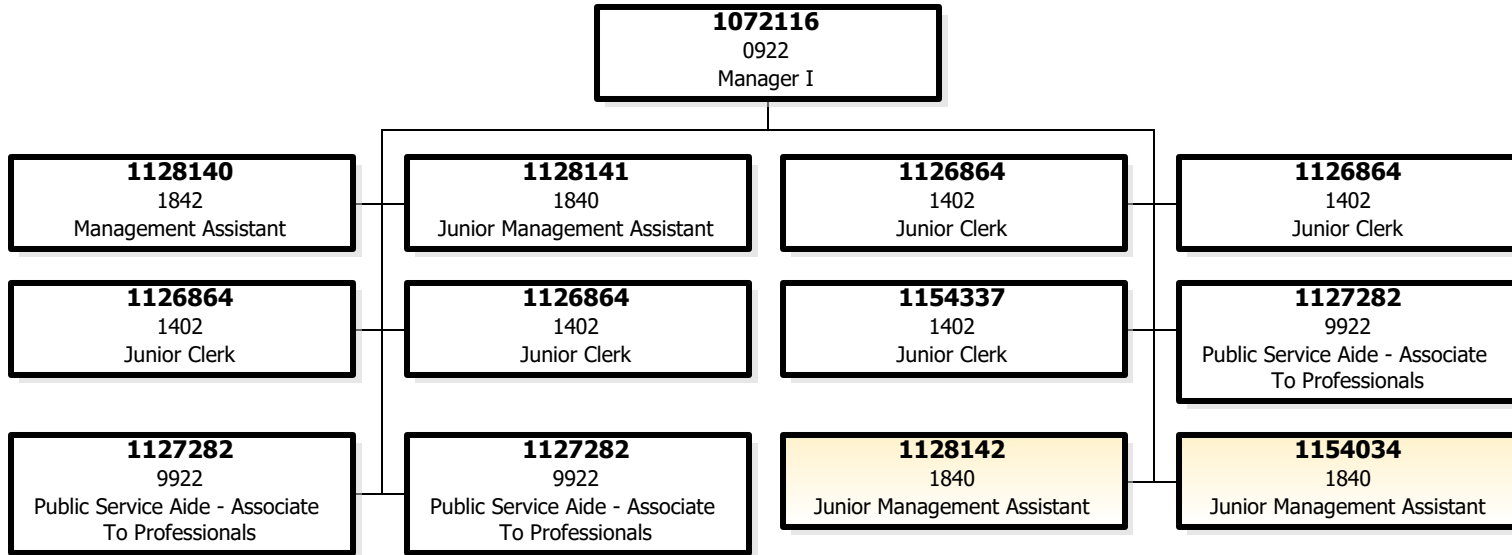


ADM Permit Center



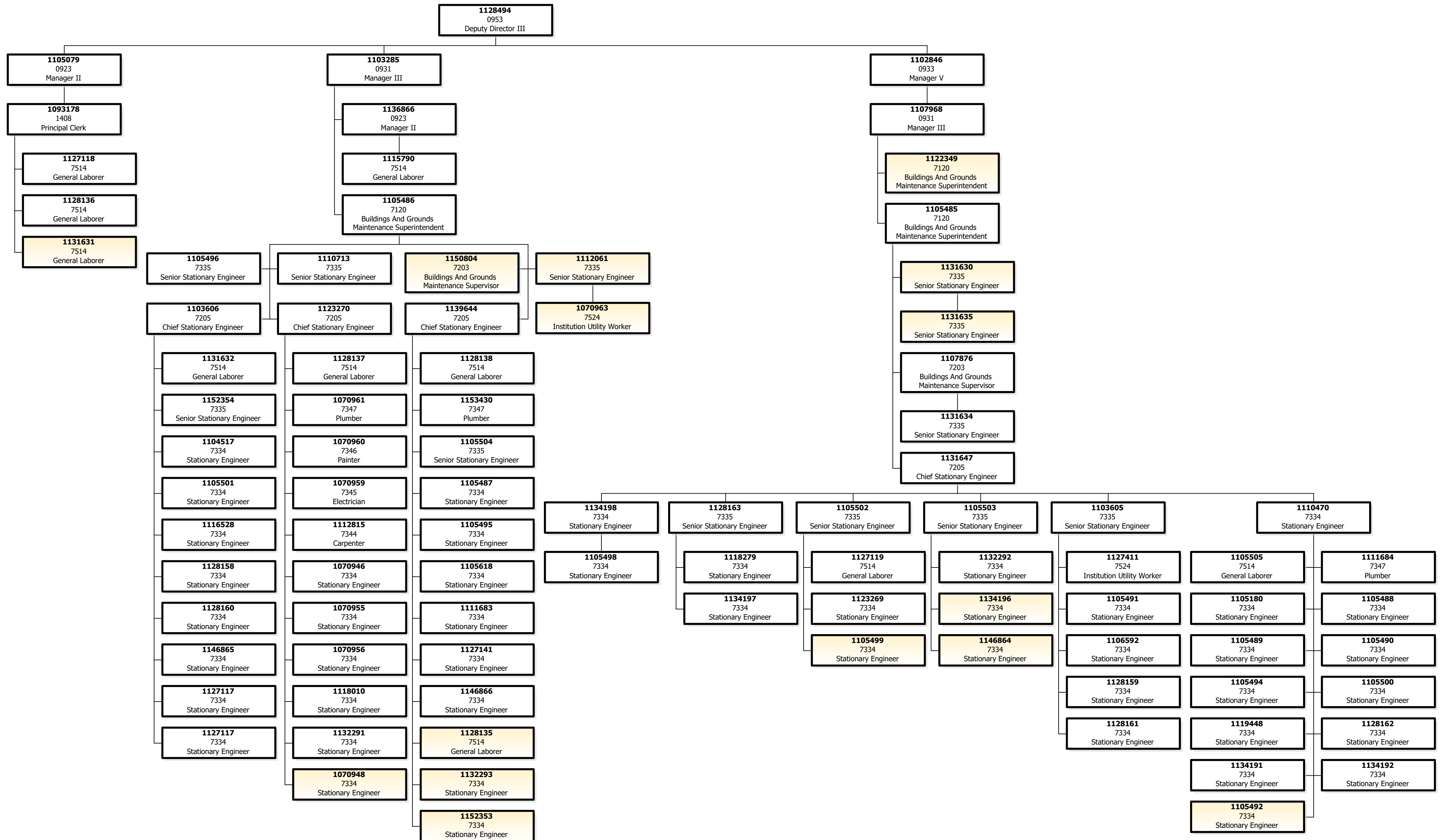


ADM Real Estate Division - City Hall Events



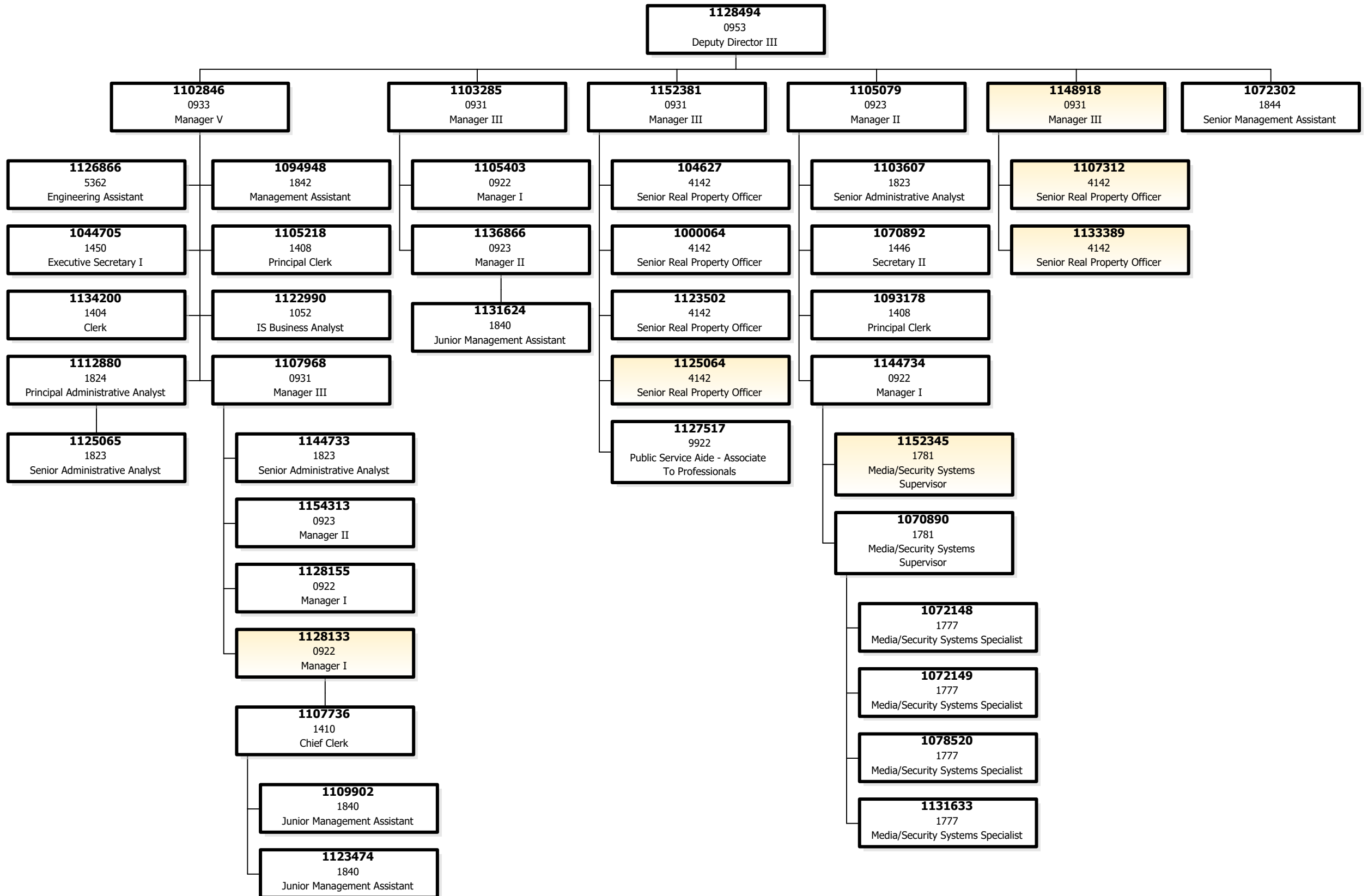


ADM Real Estate Division



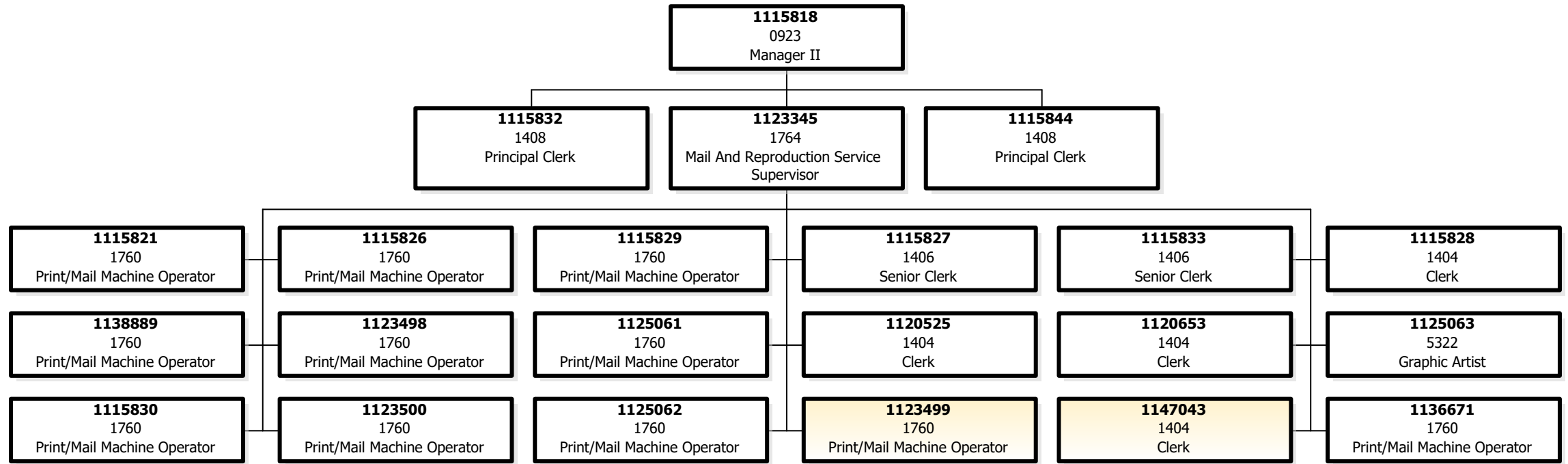


ADM Real Estate Division



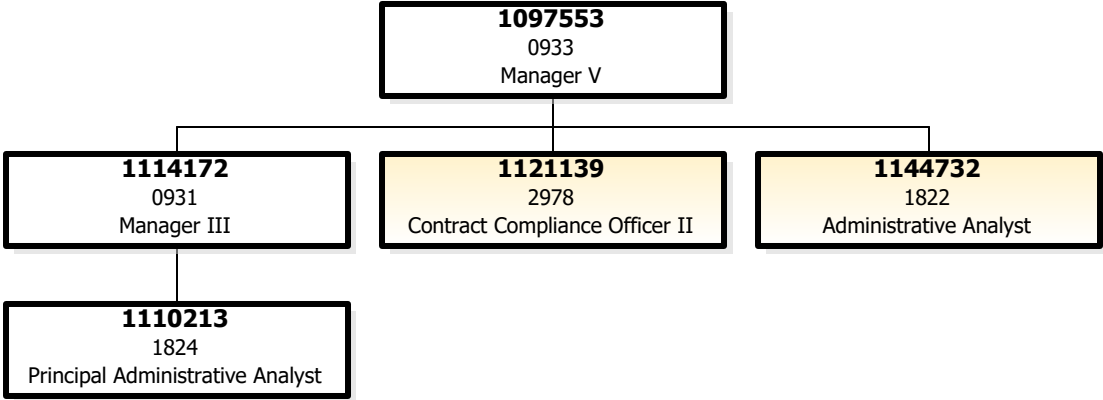


ADM ReproMail



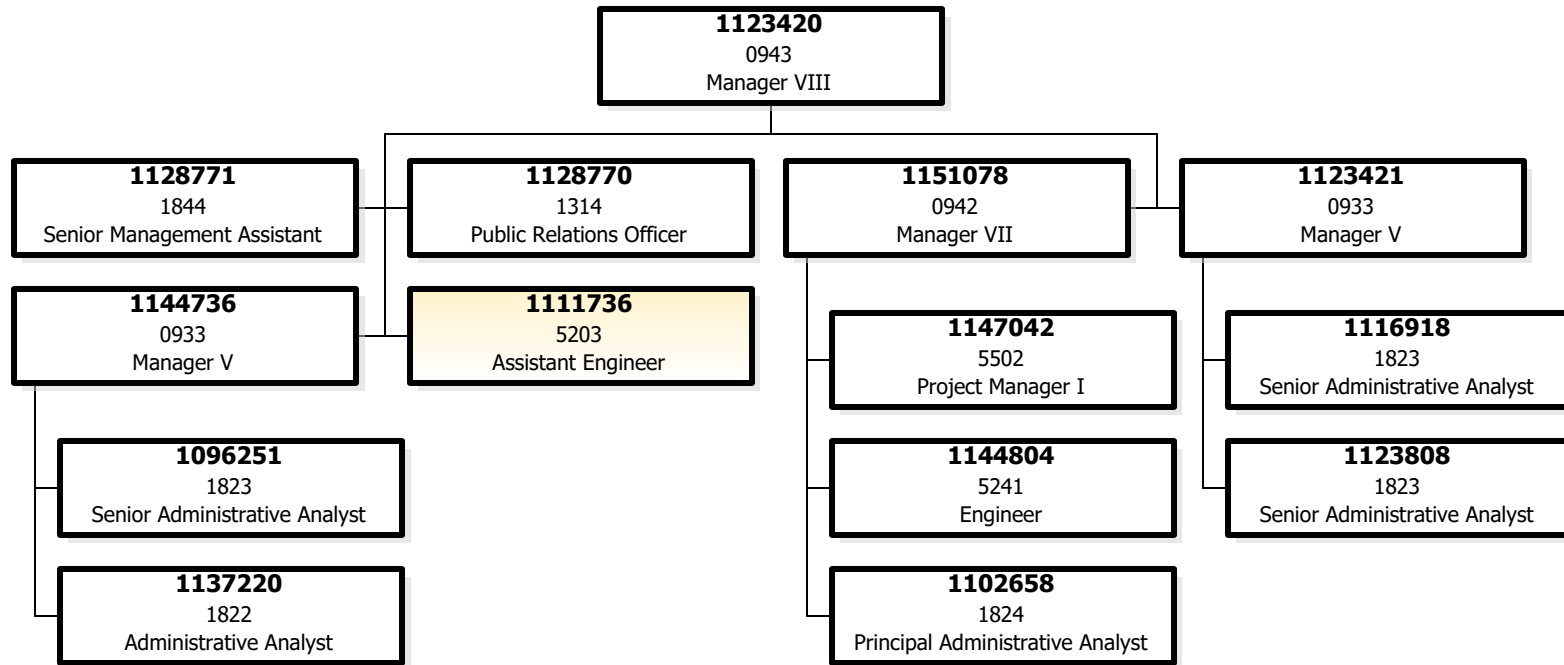


ADM Risk Management





ADM Treasure Island Dev Auth



This report is filtered for work orders that are not balanced between requesting and performing departments. To remove or change this filter and view all work orders, go to the "Input Controls" in the navigation pane; change the value under Report Input Controls.

ADM-PUC

WO Ref ID	Account	Balance IN Proposal By Account	Balance IN Proposal By WO	FY 2024-25 Requesting Proposal 8000	FY 2024-25 Performing Proposal 8100	FY 2024-25 Imbalanced 8000 vs 8100	FY 2025-26 Requesting Proposal 8000	FY 2025-26 Performing Proposal 8100	FY 2025-26 Imbalanced 8000 vs 8100
PUC-HETCHHETCHY	486030	N	N	695,000	985,000	-290,000	870,000	985,000	-115,000
	581014	N	N	-695,000	-985,000	290,000	-870,000	-985,000	115,000
PUC-HETCHHETCHY				0	0	0	0	0	0
ADM-PUC				0	0	0	0	0	0

Dept Pair	Requesting	Performing	WO Ref ID	Dept ID	Fund	Project	Activity	Authority	Account	Agency Use	FY 2023-24 Original	FY 2024-25 Rollover	FY 2024-25 Requesting Changes	FY 2024-25 Performing Changes	FY 2024-25 Requesting Proposal	FY 2024-25 Performing Proposal	FY 2025-26 Rollover	FY 2025-26 Requesting Changes	FY 2025-26 Performing Changes	FY 2025-26 Requesting Proposal	FY 2025-26 Performing Proposal	Requesting Comments	Performing Comments
ADM-ADM	ADM	ADM	ADM-GENSVCS	228856	10000	10003081	0001	10000	486030		589,347	608,131	-18,698	-18,698	589,433	589,433	608,131	2,196	2,196	610,327	610,327		
ADM-ADM	ADM	ADM	ADM-GENSVCS	228856	10000	10003081	0002	10000	486030		5,010	5,010	3,661	3,661	8,671	8,671	5,010	3,661	3,661	8,671	8,671		
ADM-ADM	ADM	ADM	ADM-GENSVCS	228856	10000	10003082	0001	10000	486030		142,975	142,975	0	0	142,975	142,975	142,975	0	0	142,975	142,975		
ADM-ADM	ADM	ADM	ADM-GENSVCS	228856	10000	10003083	0001	10000	486030		0	0	5,127	5,127	5,127	5,127	0	5,311	5,311	5,311	5,311		
ADM-ADM	ADM	ADM	ADM-IMMIGRANTSVC	207650	10000	10001299	0001	10000	486030		0	0	0	0	0	0	0	0	0	0	0		
ADM-ADM	ADM	ADM	ADM-GENSVCS	228856	10000	10003082	0001	10000	486150		328,975	328,975	25,778	25,778	354,753	354,753	328,975	38,716	38,716	367,691	367,691		
ADM-ADM	ADM	ADM	ADM-OCA	232177	10000	10003069	0001	10000	486150		0	0	0	0	0	0	0	0	0	0	0		
ADM-ADM	ADM	ADM	ADM-OCA	232177	10060	10003069	0001	10002	486150		488,667	505,768	0	0	505,768	505,768	505,768	0	0	505,768	505,768		
ADM-ADM	ADM	ADM	ADM-OLSE	207652	10000	10003086	0001	10000	486150		112,208	112,208	-92,208	-92,208	20,000	20,000	112,208	-92,208	-92,208	20,000	20,000		
ADM-ADM	ADM	ADM	ADM-YERBABUENA	228875	14400	10035149	0001	17379	486150		0	0	0	0	0	0	0	0	0	0	0		
ADM-ADM	ADM	ADM	ADM-DIGITALSVCS	208671	10020	10022322	0001	16537	486600		594,285	609,872	-36,424	-36,424	573,448	573,448	609,872	-14,561	-14,561	595,311	595,311		
ADM-ADM	ADM	ADM	ADM-GENSVCS	228856	10000	10003081	0001	10000	486600		1,841,230	1,899,914	-181,111	-181,111	1,718,803	1,718,803	1,899,914	-120,184	-120,184	1,779,730	1,779,730		
ADM-ADM	ADM	ADM	ADM-GENSVCS	228856	10000	10003081	0002	10000	486600		15,653	15,653	9,632	9,632	25,285	25,285	15,653	9,632	9,632	25,285	25,285		
ADM-ADM	ADM	ADM	ADM-OCA	232177	10000	10003069	0001	10000	486600		0	0	0	0	0	0	0	0	0	0	0		
ADM-ADM	ADM	ADM	ADM-OCA	232177	10060	10003069	0001	10002	486600		423,290	438,102	0	0	438,102	438,102	438,102	0	0	438,102	438,102		
ADM-ADM	UNA	ADM	UNALLOCATED	228860	10060	10003072	0001	10002	486990		1,247,440	1,492,011	0	0	1,492,011	1,492,011	1,492,011	0	0	1,492,011	1,492,011		
ADM-ADM	UNA	ADM	UNALLOCATED	228875	14300	10001302	0027	17378	486990		0	0	0	0	0	0	0	0	0	0	0		
ADM-ADM	ADM	ADM	OFF-BUDGET	228856	10000	10003082	0001	10000	487040		0	0	0	0	0	0	0	0	0	0	0		
ADM-ADM	ADM	ADM	UNALLOCATED	228875	10060	10034933	0002	10002	487370		5,500	6,050	0	0	6,050	6,050	6,050	0	0	6,050	6,050		
ADM-ADM	UNA	ADM	OFF-BUDGET	207655	31920	10001292	0001	16525	487990		10,000	10,000	160,000	160,000	170,000	170,000	10,000	160,000	160,000	170,000	170,000		
ADM-ADM	UNA	ADM	OFF-BUDGET	228875	14300	10001302	0034	17378	487990		930,583	539,395	129,206	129,206	668,601	668,601	539,395	-539,395	-539,395	0	0		
ADM-ADM	UNA	ADM	OFF-BUDGET	228875	14300	10001302	0059	17378	487990		699,478	719,742	-569,742	-569,742	150,000	150,000	719,742	-569,742	-569,742	150,000	150,000		
ADM-ADM	UNA	ADM	UNALLOCATED	232177	10000	10003069	0001	10000	487990		0	0	0	0	0	0	0	0	0	0	0		
ADM-ADM	ADM	ADM	ADM-YERBABUENA	278641	11430	10003073	0001	10000	581082		0	0	0	0	0	0	0	0	0	0	0		
ADM-ADM	ADM	ADM	ADM-DIGITALSVCS	228875	10060	10034933	0001	10002	581084		0	0	0	0	0	0	0	0	0	0	0		
ADM-ADM	ADM	ADM	ADM-GENSVCS	207649	10000	10003090	0001	10000	581160		-20,000	-20,000	0	0	-20,000	-20,000	-20,000	0	0	-20,000	-20,000		
ADM-ADM	ADM	ADM	ADM-GENSVCS	207655	31920	10001292	0001	16525	581160		-328,975	-328,975	-25,778	-25,778	-354,753	-354,753	-328,975	-38,716	-38,716	-367,691	-367,691		
ADM-ADM	ADM	ADM	ADM-GENSVCS	228875	14300	10001302	0023	17378	581160		-1,856,883	-1,915,567	171,479	171,479	-1,744,088	-1,744,088	-1,915,567	110,552	110,552	-1,805,015	-1,805,015		
ADM-ADM	ADM	ADM	ADM-GENSVCS	232178	27500	10001625	0001	10000	581160		-594,357	-613,141	50,335	50,335	-562,806	-562,806	-613,141	30,674	30,674	-582,467	-582,467		
ADM-ADM	ADM	ADM	ADM-GENSVCS	267664	11802	10003078	0001	20451	581160		0	0	-40,425	-40,425	-40,425	-40,425	0	-41,842	-41,842	-41,842	-41,842		
ADM-ADM	ADM	ADM	ADM-GENSVCS	278641	11430	10003073	0001	10000	581160		-87,975	-87,975	0	0	-87,975	-87,975	-87,975	0	0	-87,975	-87,975		
ADM-ADM	ADM	ADM	ADM-GENSVCS	296646	10010	10003087	0001	16519	581160		-35,000	-35,000	0	0	-35,000	-35,000	-35,000	0	0	-35,000	-35,000		
ADM-ADM	ADM	ADM	ADM-DIGITALSVCS	228875	10060	10034933	0001	10002	581161		-594,285	-609,872	36,424	36,424	-573,448	-573,448	-609,872	14,561	14,561	-595,311	-595,311		
ADM-ADM	ADM	ADM	ADM-IMMIGRANTSVC	228856	10000	10003082	0003	10000	581166		0	0	0	0	0	0	0	0	0	0	0		
ADM-ADM	ADM	ADM	ADM-OCA	207651	10060	10002070	0001	16520	581750		-5,835	-5,832	0	0	-5,832	-5,832	-5,832	0	0	-5,832	-5,832		
ADM-ADM	ADM	ADM	ADM-OCA	207655	31920	10001292	0001	16525	581750		-33,284	-34,449	0	0	-34,449	-34,449	-34,449	0	0	-34,449	-34,449		
ADM-ADM	ADM	ADM	ADM-OCA	208671	10020	10022322	0001	16537	581750		-81,869	-84,736	0	0	-84,736	-84,736	-84,736	0	0	-84,736	-84,736		
ADM-ADM	ADM	ADM	ADM-OCA	208671	10020	10022322	0003	16537	581750		-20,852	-21,581	0	0	-21,581	-21,581	-21,581	0	0	-21,581	-21,581		
ADM-ADM	ADM	ADM	ADM-OCA	208672	10060	10003070	0001	10002	581750		-3,831	-3,965	0	0	-3,965	-3,965	-3,965	0	0	-3,965	-3,965		
ADM-ADM	ADM	ADM	ADM-OCA	228860	10060	10003072	0001	10002	581750		-1,277	-1,322	0	0	-1,322	-1,322	-1,322	0	0	-1,322	-1,322		
ADM-ADM	ADM	ADM	ADM-OCA	228875	10060	10034933	0001	10002	581750		-9,452	-9,783	0	0	-9,783	-9,783	-9,783	0	0	-9,783	-9,783		
ADM-ADM	ADM	ADM	ADM-OCA	228875	14300	10001302	0023	17378	581750		-413,838	-428,319	0	0	-428,319	-428,319	-428,319	0	0	-428,319	-428,319		
ADM-ADM	ADM	ADM	ADM-OCA	228880	28310	10003088	0001	10000	581750		-94,517	-97,824	0	0	-97,824	-97,824	-97,824	0	0	-97,824	-97,824		
ADM-ADM	ADM	ADM	ADM-OCA	232178	27500	10001625	0001	10000	581750		-244,209	-252,755	0	0	-252,755	-252,755	-252,755	0	0	-252,755	-252,755		
ADM-ADM	ADM	ADM	ADM-OCA	267664	11802	10003078	0001	20451	581750		-3,193	-3,304	0	0	-3,304	-3,304	-3,304	0	0	-3,304	-3,304		
ADM-ADM	ADM	ADM	ADM-OLSE	208672	10060	10003070	0001	10002	581780		-112,208	-112,208	92,208	92,208	-20,000	-20,000	-112,208	92,208	92,208	-20,000	-20,000		
ADM-ART	ADM	ART	ART	163646	11740	10022461	0001	16622	486030		570,289	570,289	-570,289	-570,289	0	0	570,289	-17,141	-17,141	553,148	553,148		Updated estimates from TIDA.
ADM-ART	ADM	ART	ART	163648	10010	10031170	0020	16617	486150		25,000	25,000	0	0	25,000	25,000	25,000	0	0	25,000	25,000		
ADM-ART	ADM	ART	ART	187644	11802	10031167	0044	20449	486150		450,000	450,000	0	0	450,000	450,000	450,000	0	0	450,000	450,000		
ADM-ART	ADM	ART	ART	207655	31920	10033253	0001	20275	581050		0	-570,289	570,289	570,289	0	0	-570,289	17,141	17,141	-553,148	-553,148		Updated estimates from TIDA.
ADM-ART	ADM	ART	ART	267664	11802	10003078	0001	20451	581050		-475,000	-475,000	0	0	-475,000	-475,000	-475,000	0	0	-475,000	-475,000		
ADM-CAT	ADM	CAT	CAT-LEGALSVCS	229042	10000	10001638	0001	10000	486150		1,415,100	1,415,100	0	0	1,415,100	1,415,100	1,415,100	0	0	1,415,100	1,415,100		
ADM-CAT	ADM	CAT	CAT-LEGALSVCS	229042	10000	10001638	0001	10000	486180		15,000	15,000	0	0	15,000	15,000	15,000	0	0	15,000	15,000		
ADM-CAT	ADM	CAT	CAT-LEGALSVCS	207655	31920	10001292	0001	16525	581270		-1,250,000	-1,250,000	0	0	-1,250,000	-1,250,000	-1,250,000	0	0	-1,250,000	-1,250,000		
ADM-CAT	ADM	CAT	CAT-LEGALSVCS	208672	10060	10003070	0001	10002	581270		-83,000	-83,000	0	0	-83,000	-83,000	-83,000	0	0	-83,000	-83,000		
ADM-CAT	ADM	CAT	CAT-LEGALSVCS	232177	10000	10003069	0001	10000	581270		0	0	0	0	0	0	0	0	0	0	0		
ADM-CAT	ADM	CAT	CAT-LEGALSVCS	232177	10060	10003069	0001	10002	581270														

ADM-CPC	ADM	CPC	CPC-PLANNING	229234	10000	10001647	0012	10000	486600	67,000	67,000	0	0	67,000	67,000	67,000	0	0	67,000	67,000
ADM-CPC	ADM	CPC	OFF-BUDGET	229235	10000	10001648	0201	10000	487040	189,906	189,906	0	0	189,906	189,906	189,906	0	0	189,906	189,906
ADM-CPC	ADM	CPC	CPC-PLANNING	207645	10020	10022481	0006	16632	581250	0	0	0	0	0	0	0	0	0	0	0
ADM-CPC	ADM	CPC	CPC-PLANNING	207655	31920	10001292	0001	16525	581250	-300,000	-300,000	-192,736	-192,736	-492,736	-492,736	-300,000	0	0	-300,000	-300,000
ADM-CPC	ADM	CPC	CPC-PLANNING	228875	10060	10034933	0002	10002	581250	-221,022	-221,022	0	0	-221,022	-221,022	-221,022	-11,051	-11,051	-232,073	-232,073
ADM-CPC	ADM	CPC	CPC-PLANNING	228875	14300	10001302	0023	17378	581250	-67,000	-67,000	0	0	-67,000	-67,000	-67,000	0	0	-67,000	-67,000
ADM-DEC	ADM	DEC	GF-EARLYCHILDHOOD	229051	10000	10001703	0077	10000	486030	0	0	0	0	0	0	0	0	0	0	0
ADM-DEC	ADM	DEC	GF-EARLYCHILDHOOD	229051	10000	10038707	0003	10000	486030	128,500	128,500	-63,500	-63,500	65,000	65,000	128,500	-63,500	-63,500	65,000	65,000
ADM-DEC	ADM	DEC	GF-EARLYCHILDHOOD	207655	31920	10001292	0001	16525	581087	-128,500	-128,500	63,500	63,500	-65,000	-65,000	-128,500	63,500	63,500	-65,000	-65,000
ADM-DPH	ADM	DPH	DPH-COMMHEALTH	207986	10060	10001993	0010	10002	486030	77,250	77,250	-37,250	-37,250	40,000	40,000	77,250	-37,250	-37,250	40,000	40,000
Adjustment to reflect projected budget																				
ADM-DPH	ADM	DPH	DPH-SFGH-MEDSVCS	251656	21080	10001858	0002	10000	486030	61,134	61,134	0	0	61,134	61,134	61,134	0	0	61,134	61,134
ADM-DPH	ADM	DPH	DPH-SFGH-MEDSVCS	251656	21080	10001858	0002	10000	486040	7,779	7,779	0	0	7,779	7,779	7,779	0	0	7,779	7,779
ADM-DPH	ADM	DPH	DPH-TOXICS	251975	10060	10001978	0001	10002	486040	1,771	1,771	0	0	1,771	1,771	1,771	0	0	1,771	1,771
ADM-DPH	ADM	DPH	DPH-SFGH-MEDSVCS	251656	21080	10001858	0002	10000	486150	37,000	37,000	0	0	37,000	37,000	37,000	0	0	37,000	37,000
ADM-DPH	ADM	DPH	DPH-TOXICS	251975	10060	10001978	0001	10002	486150	31,020	31,020	0	0	31,020	31,020	31,020	0	0	31,020	31,020
ADM-DPH	ADM	DPH	DPH-TOXICS	251975	10060	10001978	0001	10002	486180	25,538	25,538	0	0	25,538	25,538	25,538	0	0	25,538	25,538
ADM-DPH	ADM	DPH	DPH-SFGH-MEDSVCS	251656	21080	10001858	0002	10000	486210	9,113	9,113	0	0	9,113	9,113	9,113	0	0	9,113	9,113
ADM-DPH	ADM	DPH	DPH-TOXICS	251975	10060	10001978	0001	10002	486210	23,348	23,348	0	0	23,348	23,348	23,348	0	0	23,348	23,348
ADM-DPH	ADM	DPH	DPH-TOXICS	251975	10060	10001978	0001	10002	486600	24,370	24,370	0	0	24,370	24,370	24,370	0	0	24,370	24,370
ADM-DPH	ADM	DPH	DPH-SFGH-MEDSVCS	228856	10000	10003081	0001	10000	581520	-8,390	-8,390	0	0	-8,390	-8,390	-8,390	0	0	-8,390	-8,390
ADM-DPH	ADM	DPH	DPH-SFGH-MEDSVCS	228875	14300	10001302	0004	17378	581520	-15,829	-15,829	0	0	-15,829	-15,829	-15,829	0	0	-15,829	-15,829
ADM-DPH	ADM	DPH	DPH-SFGH-MEDSVCS	228875	14300	10001302	0043	17378	581520	-36,915	-36,915	0	0	-36,915	-36,915	-36,915	0	0	-36,915	-36,915
ADM-DPH	ADM	DPH	DPH-SFGH-MEDSVCS	232178	27500	10001625	0001	10000	581520	-37,000	-37,000	0	0	-37,000	-37,000	-37,000	0	0	-37,000	-37,000
ADM-DPH	ADM	DPH	DPH-SFGH-MEDSVCS	274643	10000	10003084	0001	10000	581520	-7,779	-7,779	0	0	-7,779	-7,779	-7,779	0	0	-7,779	-7,779
ADM-DPH	ADM	DPH	DPH-SFGH-MEDSVCS	284641	10000	10001624	0001	10000	581520	-9,113	-9,113	0	0	-9,113	-9,113	-9,113	0	0	-9,113	-9,113
ADM-DPH	ADM	DPH	DPH-COMMHEALTH	207655	31920	10001292	0001	16525	581550	-77,250	-77,250	37,250	37,250	-40,000	-40,000	-77,250	37,250	37,250	-40,000	-40,000
Adjustment to reflect projected budget																				
ADM-DPH	ADM	DPH	DPH-TOXICS	228875	14300	10001302	0023	17378	581580	-24,370	-24,370	0	0	-24,370	-24,370	-24,370	0	0	-24,370	-24,370
ADM-DPH	ADM	DPH	DPH-TOXICS	232178	27500	10001625	0001	10000	581580	-31,020	-31,020	0	0	-31,020	-31,020	-31,020	0	0	-31,020	-31,020
ADM-DPH	ADM	DPH	DPH-TOXICS	274643	10000	10003084	0001	10000	581580	-1,771	-1,771	0	0	-1,771	-1,771	-1,771	0	0	-1,771	-1,771
ADM-DPH	ADM	DPH	DPH-TOXICS	278641	11430	10003073	0001	10000	581580	-25,538	-25,538	0	0	-25,538	-25,538	-25,538	0	0	-25,538	-25,538
ADM-DPH	ADM	DPH	DPH-TOXICS	284641	10000	10001624	0001	10000	581580	-23,348	-23,348	0	0	-23,348	-23,348	-23,348	0	0	-23,348	-23,348
ADM-DPW	ADM	DPW	DPW-BLDGREPAIR	207951	10040	10036109	0002	10002	486030	818,000	842,540	-42,540	-42,540	800,000	800,000	842,540	-42,540	-42,540	800,000	800,000
ADM-DPW	ADM	DPW	DPW-BLDGREPAIR	207951	10040	10036109	0003	10002	486030	45,527	45,527	0	0	45,527	45,527	45,527	0	0	45,527	45,527
ADM-DPW	ADM	DPW	DPW-ENGINEERING	207954	10040	10036109	0002	10002	486030	5,428,853	5,710,795	-2,710,795	-2,710,795	3,000,000	3,000,000	5,710,795	-2,710,795	-2,710,795	3,000,000	3,000,000
ADM-DPW	ADM	DPW	DPW-GENADMIN	232636	10040	10036109	0001	10002	486030	2,859	2,859	0	0	2,859	2,859	2,859	0	0	2,859	2,859
ADM-DPW	ADM	DPW	DPW-STREETCLEANING	207951	10040	10036109	0040	10002	486030	35,126	35,126	0	0	35,126	35,126	35,126	0	0	35,126	35,126
ADM-DPW	ADM	DPW	DPW-STREETCLEANING	207956	10040	10036109	0002	10002	486030	0	0	0	0	0	0	0	0	0	0	0
ADM-DPW	ADM	DPW	DPW-STREETREPAIR	207958	10040	10036109	0002	10002	486030	0	0	0	0	0	0	0	0	0	0	0
ADM-DPW	ADM	DPW	DPW-STUSEMAPPING	207958	10040	10036109	0002	10002	486030	0	0	0	0	0	0	0	0	0	0	0
ADM-DPW	ADM	DPW	DPW-ARCHITECTURE	207950	10040	10036109	0007	10002	486600	10,000	10,000	0	0	10,000	10,000	10,000	0	0	10,000	10,000
ADM-DPW	ADM	DPW	DPW-BLDGREPAIR	207951	10040	10036109	0005	10002	486600	30,622	30,622	0	0	30,622	30,622	30,622	0	0	30,622	30,622
ADM-DPW	ADM	DPW	DPW-BLDGREPAIR	207951	10040	10036109	0006	10002	486600	425,893	425,893	0	0	425,893	425,893	425,893	0	0	425,893	425,893
ADM-DPW	ADM	DPW	DPW-BLDGREPAIR	207951	10040	10036109	0007	10002	486600	31,618	31,618	0	0	31,618	31,618	31,618	0	0	31,618	31,618
ADM-DPW	ADM	DPW	DPW-BLDGREPAIR	207951	10040	10036109	0008	10002	486600	50,587	50,587	0	0	50,587	50,587	50,587	0	0	50,587	50,587
ADM-DPW	ADM	DPW	DPW-BLDGREPAIR	207951	10040	10036109	0009	10002	486600	12,647	12,647	0	0	12,647	12,647	12,647	0	0	12,647	12,647
ADM-DPW	ADM	DPW	DPW-BLDGREPAIR	207951	10040	10036109	0010	10002	486600	30,622	30,622	50,000	50,000	80,622	80,622	30,622	50,000	50,000	80,622	80,622
ADM-DPW	ADM	DPW	DPW-BLDGREPAIR	207951	10040	10036109	0011	10002	486600	8,853	8,853	50,000	50,000	58,853	58,853	8,853	50,000	50,000	58,853	58,853
ADM-DPW	ADM	DPW	DPW-BLDGREPAIR	207951	10040	10036109	0012	10002	486600	20,000	20,000	0	0	20,000	20,000	20,000	0	0	20,000	20,000
ADM-DPW	ADM	DPW	DPW-BLDGREPAIR	207951	10040	10036109	0015	10002	486600	61,650	61,650	0	0	61,650	61,650	61,650	0	0	61,650	61,650
ADM-DPW	ADM	DPW	DPW-BLDGREPAIR	207951	10040	10036109	0046	10002	486600	44,349	44,349	0	0	44,349	44,349	44,349	0	0	44,349	44,349
ADM-DPW	ADM	DPW	DPW-STREETCLEANING	207956	10040	10036109	0038	10002	486600	29,692	29,692	1,039	1,039	30,731	30,731	29,692	2,115	2,115	31,807	31,807
ADM-DPW	ADM	DPW	DPW-URBANFORESTRY	207959	10040	10036109	0015	10002	486600	310,709	310,709	10,875	10,875	321,584	321,584	310,709	22,130	22,130	332,839	332,839
ADM-DPW	ADM	DPW	DPW-URBANFORESTRY	207959	10040	10036109	0043	10002	486600	6,146	6,146	215	215	6,361	6,361	6,146	438	438	6,584	6,584
ADM-DPW	ADM	DPW	DPW-ARCHITECTURE	228875	14300	10001302	0010	17378	581066	-10,000	-10,000	0	0	-10,000	-10,000	-10,000	0	0	-10,000	-10,000
ADM-DPW	ADM	DPW	DPW-BLDGREPAIR	207655	31920	10001292	0001	16525	581067	-818,000	-842,540	42,540	42,540	-800,000	-800,000	-842,540	42,540	42,540	-800,000	-800,000
ADM-DPW	ADM	DPW	DPW-BLDGREPAIR	228875	14300	10001302	0007	17378	581067	-30,622	-30,622	0	0	-30,622	-30,622	-30,622	0	0	-30,622	-30,622
ADM-DPW	ADM	DPW	DPW-BLDGREPAIR	228875	14300	10001302	0009	17378	581067	-425,893	-425,893	0	0	-425,893	-425,893	-425,893	0	0	-425,893	-425,893
ADM-DPW	ADM	DPW	DPW-BLDGREPAIR	228875	14300	10001302	0010	17378	581067	-31,618	-31,618	0	0	-31,618	-31,618	-31,618	0	0	-31,618	-31,618
ADM-DPW	ADM	DPW	DPW-BLDGREPAIR	228875	14300	10001302	0011	17378	581067	-50,587	-50,587	0	0	-50,587	-50,587	-50,587	0	0	-50,587	-50,587
ADM-DPW	ADM	DPW	DPW-BLDGREPAIR	228875	14300	10001302	0012	17378	581067	-12,647	-12,647	0	0	-12,647	-12,647	-12,647	0	0	-12,647	-12,647
ADM-DPW	ADM	DPW	DPW-BLDGREPAIR	228875																

ADM-DPW	ADM	DPW	DPW-URBANFORESTRY	228875	14300	10001302	0016	17378	581081	-44,989	-44,989	-1,575	-1,575	-46,564	-46,564	-44,989	-3,204	-3,204	-48,193	-48,193
ADM-DPW	ADM	DPW	DPW-URBANFORESTRY	228875	14300	10001302	0017	17378	581081	-16,871	-16,871	-591	-591	-17,462	-17,462	-16,871	-1,202	-1,202	-18,073	-18,073
ADM-DPW	ADM	DPW	DPW-URBANFORESTRY	228875	14300	10001302	0023	17378	581081	-89,979	-89,979	-3,149	-3,149	-93,128	-93,128	-89,979	-6,409	-6,409	-96,388	-96,388
ADM-DPW	ADM	DPW	DPW-URBANFORESTRY	228875	14300	10001302	0041	17378	581081	-6,146	-6,146	-215	-215	-6,361	-6,361	-6,146	-438	-438	-6,584	-6,584
ADM-DPW	ADM	DPW	DPW-URBANFORESTRY	228875	14300	10001302	0053	17378	581081	-23,901	-23,901	-837	-837	-24,738	-24,738	-23,901	-1,702	-1,702	-25,603	-25,603
ADM-ECN	ADM	ECN	ECN-BUSECNDEV	207769	11890	10022533	0001	16654	486150	400,000	400,000	0	0	400,000	400,000	400,000	0	0	400,000	400,000
ADM-ECN	ADM	ECN	ECN-BUSECNDEV	267664	11802	10003078	0001	20451	581330	-400,000	-400,000	0	0	-400,000	-400,000	-400,000	0	0	-400,000	-400,000
ADM-ENV	ADM	ENV	ENV	229994	12200	10026725	0001	10000	486150	90,000	90,000	0	0	90,000	90,000	90,000	0	0	90,000	90,000
ADM-ENV	ADM	ENV	ENV	207655	31920	10001292	0001	16525	581370	-90,000	-90,000	0	0	-90,000	-90,000	-90,000	0	0	-90,000	-90,000
ADM-FIR	ADM	FIR	FIR	130649	10000	10001969	0001	10000	486030	10,000	10,000	40,000	40,000	50,000	50,000	10,000	40,000	40,000	50,000	50,000
ADM-FIR	ADM	FIR	FIR	207655	31920	10001292	0001	16525	581390	-10,000	-10,000	-40,000	-40,000	-50,000	-50,000	-10,000	-40,000	-40,000	-50,000	-50,000
ADM-HRD	ADM	HRD	HRD-DRUGTESTING	232025	10060	10026742	0001	10002	486030	6,949	6,949	0	0	6,949	6,949	6,949	0	0	6,949	6,949
ADM-HRD	ADM	HRD	HRD-WORKFORCEDEVELOPMEI	228856	10000	10003081	0002	10000	486030	0	0	0	0	0	0	0	0	0	0	0
ADM-HRD	ADM	HRD	HRD-WORKFORCEDEVELOPMEI	232029	10060	10026743	0001	10002	486030	27,700	27,700	10,000	10,000	37,700	37,700	27,700	10,000	10,000	37,700	37,700
ADM-HRD	ADM	HRD	HRD-WORKFORCEDEVELOPMEI	207655	31920	10001292	0001	16525	581450	-1,000	-1,000	0	0	-1,000	-1,000	-1,000	0	0	-1,000	-1,000
ADM-HRD	ADM	HRD	HRD-WORKFORCEDEVELOPMEI	228856	10000	10003081	0002	10000	581450	-25,000	-25,000	-10,000	-10,000	-35,000	-35,000	-25,000	-10,000	-10,000	-35,000	-35,000
ADM-HRD	ADM	HRD	HRD-WORKFORCEDEVELOPMEI	228875	14300	10001302	0023	17378	581450	-200	-200	0	0	-200	-200	-200	0	0	-200	-200
ADM-HRD	ADM	HRD	HRD-WORKFORCEDEVELOPMEI	232178	27500	10001625	0001	10000	581450	-1,500	-1,500	0	0	-1,500	-1,500	-1,500	0	0	-1,500	-1,500
ADM-HRD	ADM	HRD	HRD-DRUGTESTING	232178	27500	10001625	0001	10000	581490	-6,949	-6,949	0	0	-6,949	-6,949	-6,949	0	0	-6,949	-6,949
ADM-MTA	ADM	MTA	MTA-PRKG+TRAFFIC	208650	22260	10001719	0023	10000	486030	275,000	283,250	46,750	46,750	330,000	330,000	283,250	46,750	46,750	330,000	330,000
ADM-MTA	ADM	MTA	MTA-PRKG+TRAFFIC	208656	22870	10001723	0001	10000	486150	150,000	150,000	0	0	150,000	150,000	150,000	0	0	150,000	150,000
ADM-MTA	ADM	MTA	MTA-PRKG+TRAFFIC	207655	31920	10001292	0001	16525	581770	-275,000	-283,250	-46,750	-46,750	-330,000	-330,000	-283,250	-46,750	-46,750	-330,000	-330,000
ADM-MTA	ADM	MTA	MTA-PRKG+TRAFFIC	278641	11430	10003073	0001	10000	581770	-150,000	-150,000	0	0	-150,000	-150,000	-150,000	0	0	-150,000	-150,000
ADM-MYR	ADM	MYR	MYR-MOCHD	232065	10060	10001886	0001	10002	486030	368,324	368,324	19,932	19,932	388,256	388,256	368,324	19,932	19,932	388,256	388,256
ADM-MYR	ADM	MYR	MYR-MOCHD	207655	31920	10001292	0001	16525	581670	-368,324	-368,324	-19,932	-19,932	-388,256	-388,256	-368,324	-19,932	-19,932	-388,256	-388,256
ADM-POL	ADM	POL	POL-SECURITY	232087	10060	10001897	0004	10002	486030	143,088	147,381	-20,604	-20,604	126,777	126,777	147,381	-17,383	-17,383	129,998	129,998
ADM-POL	ADM	POL	POL-SECURITY	232087	10060	10001897	0007	10002	486180	100,000	100,000	0	0	100,000	100,000	100,000	0	0	100,000	100,000
ADM-POL	ADM	POL	POL-SECURITY	207655	31920	10001292	0001	16525	581830	-143,088	-147,381	20,604	20,604	-126,777	-126,777	-147,381	17,383	17,383	-129,998	-129,998
ADM-POL	ADM	POL	POL-SECURITY	278641	11430	10003073	0001	10000	581830	-100,000	-100,000	0	0	-100,000	-100,000	-100,000	0	0	-100,000	-100,000
ADM-PUC	ADM	PUC	PUC-ADMINSVCS	267643	26000	10021058	0001	10002	486030	40,000	41,200	-21,000	-21,000	20,200	20,200	41,200	-21,000	-21,000	20,200	20,200
ADM-PUC	ADM	PUC	PUC-CLEANWATER	229267	20160	10030000	0001	10000	486030	67,377	69,398	602	602	70,000	70,000	69,398	602	602	70,000	70,000
ADM-PUC	ADM	PUC	PUC-CLEANWATER	229267	20210	10021135	0001	10002	486030	457,623	471,352	-336,352	-336,352	135,000	135,000	471,352	-271,352	-271,352	200,000	200,000
ADM-PUC	ADM	PUC	PUC-CLEANWATER	229302	20210	10021055	0001	10002	486030	475,000	489,250	-219,250	-219,250	270,000	270,000	489,250	-219,250	-219,250	270,000	270,000
ADM-PUC	ADM	PUC	PUC-HETCHHETCHY	231621	24970	10029992	0004	10000	486030	0	0	0	0	0	0	0	0	0	0	0
ADM-PUC	ADM	PUC	PUC-HETCHHETCHY	298647	24970	10029992	0004	10000	486030	815,000	839,450	-260,257	-24,450	579,193	815,000	839,450	-114,417	-24,450	725,033	815,000
ADM-PUC	ADM	PUC	PUC-HETCHHETCHY	298647	25030	10020781	0001	10002	486030	49,206	50,682	-15,713	-682	34,969	50,000	50,682	-6,908	-682	43,774	50,000
ADM-PUC	ADM	PUC	PUC-HETCHHETCHY	298648	25030	10021053	0001	10002	486030	20,000	20,600	-6,387	-600	14,213	20,000	20,600	-2,808	-600	17,792	20,000
ADM-PUC	ADM	PUC	PUC-HETCHHETCHY	298648	25030	10021054	0001	10002	486030	93,750	96,563	-29,938	3,437	66,625	100,000	96,563	-13,162	3,437	83,401	100,000
ADM-PUC	ADM	PUC	PUC-UEB	232148	26000	10021058	0001	10002	486030	311,250	320,588	-150,588	-150,588	170,000	170,000	320,588	-150,588	-150,588	170,000	170,000
ADM-PUC	ADM	PUC	PUC-UEB	276641	27180	10026778	0006	10000	486030	16,000	16,000	0	0	16,000	16,000	16,000	0	0	16,000	16,000
ADM-PUC	ADM	PUC	PUC-WTRSVCS	232396	25940	10029994	0010	10000	486030	58,834	60,599	-599	-599	60,000	60,000	60,599	-599	-599	60,000	60,000
ADM-PUC	ADM	PUC	PUC-WTRSVCS	232404	26000	10021056	0001	10002	486030	522,210	537,879	-352,879	-352,879	185,000	185,000	537,879	-352,879	-352,879	185,000	185,000
ADM-PUC	ADM	PUC	PUC-WTRSVCS	232416	26000	10020793	0001	10002	486030	50,996	52,526	-32,526	-32,526	20,000	20,000	52,526	-32,526	-32,526	20,000	20,000
ADM-PUC	ADM	PUC	PUC-WTRSVCS	232416	26000	10021057	0001	10002	486030	25,000	25,750	-20,750	-20,750	5,000	5,000	25,750	-20,750	-20,750	5,000	5,000
ADM-PUC	ADM	PUC	PUC-WTRSVCS	232418	26000	10032512	0003	10002	486030	44,000	45,320	-25,320	-25,320	20,000	20,000	45,320	-25,320	-25,320	20,000	20,000
ADM-PUC	ADM	PUC	PUC-ADMINSVCS	207655	31920	10001292	0001	16525	581012	-40,000	-41,200	21,000	21,000	-20,200	-20,200	21,000	21,000	-20,200	21,000	21,000
ADM-PUC	ADM	PUC	PUC-UEB	207655	31920	10001292	0001	16525	581013	-311,250	-320,588	150,588	150,588	-170,000	-170,000	-320,588	150,588	150,588	-170,000	-170,000
ADM-PUC	ADM	PUC	PUC-UEB	228856	10000	10003082	0001	10000	581013	-16,000	-16,000	0	0	-16,000	-16,000	-16,000	0	0	-16,000	-16,000
ADM-PUC	ADM	PUC	PUC-HETCHHETCHY	207655	31920	10001292	0001	16525	581014	-977,956	-1,007,294	312,294	22,294	-695,000	-985,000	-1,007,294	137,294	22,294	-870,000	-985,000
ADM-PUC	ADM	PUC	PUC-WTRSVCS	207655	31920	10001292	0001	16525	581061	-701,040	-722,074	432,074	432,074	-290,000	-290,000	-722,074	432,074	432,074	-290,000	-290,000
ADM-PUC	ADM	PUC	PUC-CLEANWATER	207655	31920	10001292	0001	16525	581077	-1,000,000	-1,030,000	555,000	555,000	-475,000	-475,000	-1,030,000	490,000	490,000	-540,000	-540,000
ADM-REC	ADM	REC	REC-GARDENER	150705	10060	10033304	0001	10002	486030	0	0	0	0	0	0	0	0	0	0	0
ADM-REC	ADM	REC	REC-GARDENER	262676	10060	10035434	0010	10002	486030	100,000	100,000	0	0	100,000	100,000	100,000	0	0	100,000	100,000
ADM-REC	ADM	REC	REC-GARDENER	150705	10060	10033304	0002	10002	486600	3,090	3,090	0	0	3,090	3,090	3,090	0	0	3,090	3,090
ADM-REC	ADM	REC	REC-GARDENER	207655	31920	10001292	0001	16525	581880	-100,000	-100,000	0	0	-100,000	-100,000	-100,000	0	0	-100,000	-100,000
ADM-REC	ADM	REC	REC-GARDENER	228875	14300	10001302	0010	17378	581880	-3,090	-3,090	0	0	-3,090	-3,090	-3,090	0	0	-3,090	-3,090
ADM-SAS	ADM	SAS	SAS-BLDGREPAIR	210752	10060	10038484	0002	10002	486030	0	0	0	0	0	0	0	0	0	0	0
ADM-SAS	ADM	SAS	SAS-BLDGREPAIR	210752	10060	10038484	0003	10002	486030	0	0	0	0	0	0	0	0	0	0	0
ADM-SAS	ADM	SAS	SAS-STREETCLEANING	210752	10060	10038484	0040	10002	486030	0	0	0								

DPW-ADM	DPW	ADM	ADM-GENSVCS	228856	10000	10003081	0001	10000	486560	0	0	0	0	0	0	0	0	0	0	0	0
DPW-ADM	DPW	ADM	ADM-GENSVCS	228856	10000	10003083	0001	10000	486560	0	0	0	0	0	0	0	0	0	0	0	0
DPW-ADM	DPW	ADM	ADM-OCA	232177	10000	10003069	0001	10000	486560	0	0	0	0	0	0	0	0	0	0	0	0
DPW-ADM	DPW	ADM	ADM-OCA	232177	10060	10003069	0001	10002	486560	462,239	478,415	0	0	478,415	478,415	478,415	0	0	478,415	478,415	0
DPW-ADM	DPW	ADM	ADM-OLSE	207652	10000	10003086	0001	10000	486560	339,660	339,660	145,416	145,416	485,076	485,076	339,660	157,112	157,112	496,772	496,772	0
DPW-ADM	DPW	ADM	ADM-GENSVCS	232636	13920	10029981	0001	20677	581750	0	0	0	0	0	0	0	0	0	0	0	0
DPW-ADM	DPW	ADM	ADM-OCA	207729	13920	10029981	0001	20677	581750	0	0	0	0	0	0	0	0	0	0	0	0
DPW-ADM	DPW	ADM	ADM-OCA	232636	13920	10029981	0001	20677	581750	-462,239	-478,415	0	0	-478,415	-478,415	-478,415	0	0	-478,415	-478,415	0
DPW-ADM	DPW	ADM	ADM-OLSE	207950	13920	10029981	0002	20675	581780	-194,830	-194,830	-145,416	-145,416	-340,246	-340,246	-194,830	-157,112	-157,112	-351,942	-351,942	0
DPW-ADM	DPW	ADM	ADM-OLSE	207954	13920	10029981	0002	20678	581780	-144,830	-144,830	0	0	-144,830	-144,830	-144,830	0	0	-144,830	-144,830	0
DPW-ADM	DPW	ADM	ADM-CMD CDP	207950	13920	10029981	0002	20675	581921	-50,000	-50,000	50,000	50,000	0	0	-50,000	50,000	50,000	0	0	0
DPW-ADM	DPW	ADM	ADM-CMD CDP	207954	13920	10029981	0002	20678	581921	-50,000	-50,000	50,000	50,000	0	0	-50,000	50,000	50,000	0	0	0
ECN-ADM	ECN	ADM	ADM-GENSVCS	228856	10000	10003082	0001	10000	486100	50,000	50,000	0	0	50,000	50,000	50,000	0	0	50,000	50,000	0
ECN-ADM	ECN	ADM	ADM-OLSE	207652	10000	10003086	0001	10000	486100	140,000	140,000	-15,000	-15,000	125,000	125,000	140,000	-14,100	-14,100	125,900	125,900	Decrease ECN budget to match ADM-OCA decrease
ECN-ADM	ECN	ADM	ADM-GENSVCS	229991	10000	10026724	0001	10000	581160	-50,000	-50,000	0	0	-50,000	-50,000	-50,000	0	0	-50,000	-50,000	0
ECN-ADM	ECN	ADM	ADM-OLSE	207766	10010	10022546	0008	16663	581780	-90,000	-90,000	15,000	15,000	-75,000	-75,000	-90,000	14,100	14,100	-75,900	-75,900	Decrease ECN budget to match ADM-OCA decrease
ECN-ADM	ECN	ADM	ADM-OLSE	207767	10010	10022531	0132	16652	581780	-50,000	-50,000	0	0	-50,000	-50,000	-50,000	0	0	-50,000	-50,000	0
ENV-ADM	ENV	ADM	ADM-OCA	232177	10060	10003069	0001	10002	486320	116,704	120,788	0	0	120,788	120,788	120,788	0	0	120,788	120,788	0
ENV-ADM	ENV	ADM	ADM-OCA	229994	12200	10026725	0001	10000	581750	-229994	-229994	0	0	-41,068	-41,068	-41,068	0	0	-41,068	-41,068	0
ENV-ADM	ENV	ADM	ADM-OCA	229994	13990	10026725	0001	10000	581750	-77,025	-79,720	0	0	-79,720	-79,720	-79,720	0	0	-79,720	-79,720	0
ETH-ADM	ETH	ADM	ADM-OCA	232177	10000	10026728	0001	10000	486280	0	0	0	0	0	0	0	0	0	0	0	0
ETH-ADM	ETH	ADM	ADM-OCA	229997	10000	10026728	0001	10000	581750	0	0	0	0	0	0	0	0	0	0	0	0
ETH-ADM	ETH	ADM	ADM-OCA	232177	10000	10026728	0001	10000	581750	0	0	0	0	0	0	0	0	0	0	0	0
FIR-ADM	FIR	ADM	ADM-OCA	232177	10060	10003069	0001	10002	486340	257,973	267,000	0	0	267,000	267,000	267,000	0	0	267,000	267,000	0
FIR-ADM	FIR	ADM	ADM-OCA	130644	10000	10001965	0001	10000	581750	-257,973	-267,000	0	0	-267,000	-267,000	-267,000	0	0	-267,000	-267,000	0
GEN-ADM	GEN	ADM	ADM-OCA	232177	10060	10003069	0001	10002	486350	837,426	866,729	0	0	866,729	866,729	866,729	0	0	866,729	866,729	0
GEN-ADM	GEN	ADM	ADM-OCA	230018	10000	10026734	0001	10000	581750	-837,426	-866,729	0	0	-866,729	-866,729	-866,729	0	0	-866,729	-866,729	0
HOM-ADM	HOM	ADM	ADM-311SVCS	207644	10000	10003071	0001	10000	486195	229,828	229,828	0	0	229,828	229,828	229,828	0	0	229,828	229,828	0
HOM-ADM	HOM	ADM	ADM-311SVCS	203646	10000	10026740	0009	10000	581165	0	0	0	0	0	0	0	0	0	0	0	0
HOM-ADM	HOM	ADM	ADM-311SVCS	203646	10000	10037475	0001	10000	581165	-229,828	-229,828	0	0	-229,828	-229,828	-229,828	0	0	-229,828	-229,828	0
HSA-ADM	HSA	ADM	ADM-IMMIGRANTSVC	207650	10000	10001299	0001	10000	486690	200,000	200,000	0	0	200,000	200,000	200,000	0	0	200,000	200,000	0
HSA-ADM	HSA	ADM	ADM-OCA	232177	10000	10003069	0001	10000	486690	0	0	0	0	0	0	0	0	0	0	0	0
HSA-ADM	HSA	ADM	ADM-OCA	232177	10060	10003069	0001	10002	486690	337,440	349,248	0	0	349,248	349,248	349,248	0	0	349,248	349,248	0
HSA-ADM	HSA	ADM	ADM-IMMIGRANTSVC	149673	10000	10001705	0002	10000	581166	-200,000	-200,000	0	0	-200,000	-200,000	-200,000	0	0	-200,000	-200,000	0
HSA-ADM	HSA	ADM	ADM-OCA	149658	10000	10001700	0001	10000	581750	-337,440	-349,248	0	0	-349,248	-349,248	-349,248	0	0	-349,248	-349,248	0
LIB-ADM	LIB	ADM	ADM-OCA	232177	10060	10003069	0001	10002	486430	359,588	372,171	0	0	372,171	372,171	372,171	0	0	372,171	372,171	0
LIB-ADM	LIB	ADM	ADM-OCA	232048	13140	10026751	0001	10000	581750	-359,588	-372,171	0	0	-372,171	-372,171	-372,171	0	0	-372,171	-372,171	0
MTA-ADM	MTA	ADM	ADM-OLSE	207652	10000	10003086	0001	10000	486460	180,486	180,486	46,339	46,339	226,825	226,825	180,486	50,715	50,715	231,201	231,201	0
MTA-ADM	MTA	ADM	ADM-311SVCS	207644	10000	10003071	0001	10000	486550	6,208,542	6,208,542	0	0	6,208,542	6,208,542	6,208,542	0	0	6,208,542	6,208,542	0
MTA-ADM	MTA	ADM	ADM-OCA	232177	10000	10003069	0001	10000	486550	0	0	0	0	0	0	0	0	0	0	0	0
MTA-ADM	MTA	ADM	ADM-OCA	232177	10060	10003069	0001	10002	486550	336,967	348,758	0	0	348,758	348,758	348,758	0	0	348,758	348,758	0
MTA-ADM	MTA	ADM	ADM-311SVCS	138688	22305	10001721	0023	10000	581165	-200,000	-200,000	0	0	-200,000	-200,000	-200,000	0	0	-200,000	-200,000	0
MTA-ADM	MTA	ADM	ADM-311SVCS	197646	22265	10001719	0023	10000	581165	-6,008,542	-6,008,542	0	0	-6,008,542	-6,008,542	-6,008,542	0	0	-6,008,542	-6,008,542	0
MTA-ADM	MTA	ADM	ADM-OCA	207781	22265	10001719	0023	10000	581750	-168,483	-174,379	0	0	-174,379	-174,379	-174,379	0	0	-174,379	-174,379	0
MTA-ADM	MTA	ADM	ADM-OCA	207781	22305	10001719	0023	10000	581750	-168,483	-174,379	0	0	-174,379	-174,379	-174,379	0	0	-174,379	-174,379	0
MTA-ADM	MTA	ADM	ADM-OLSE	138711	22265	10001719	0023	10000	581780	-180,486	-180,486	-46,339	-46,339	-226,825	-226,825	-180,486	-50,715	-50,715	-231,201	-231,201	0
MYR-ADM	MYR	ADM	ADM-DIGITALSVCS	208671	10020	10022322	0001	16537	486450	2,328,111	2,390,415	87,376	87,376	2,477,791	2,477,791	2,390,415	181,877	181,877	2,572,292	2,572,292	0
MYR-ADM	MYR	ADM	ADM-OLSE	207652	10000	10003086	0001	10000	486450	225,597	231,539	661	661	232,200	232,200	231,539	8,326	8,326	239,865	239,865	0
MYR-ADM	MYR	ADM	ADM-OCA	232177	10060	10003069	0001	10002	486470	55,702	57,651	0	0	57,651	57,651	57,651	0	0	57,651	57,651	0
MYR-ADM	MYR	ADM	OFF-BUDGET	208672	10060	10003070	0001	10002	487110	82,000	82,000	0	0	82,000	82,000	82,000	0	0	82,000	82,000	0
MYR-ADM	MYR	ADM	OFF-BUDGET	228856	10000	10003082	0001	10000	487110	133,331	133,331	0	0	133,331	133,331	133,331	0	0	133,331	133,331	0
MYR-ADM	MYR	ADM	OFF-BUDGET	232178	27500	10001625	0001	10000	487110	5,116	5,089	0	0	5,089	5,089	5,089	0	0	5,089	5,089	0
MYR-ADM	MYR	ADM	ADM-DIGITALSVCS	232065	10580	10023908	5000	17166	581161	0	0	0	0	0	0	0	0	0	0	0	0
MYR-ADM	MYR	ADM	ADM-DIGITALSVCS	232065	10580	10023908	5000	17190	581161	-626,724	-626,724	0	0	-626,724	-626,724	-626,724	0	0	-626,724	-626,724	0
MYR-ADM	MYR	ADM	ADM-DIGITALSVCS	232065	10795	10023900	0006	17182	581161	-1,701,387	-1,763,691	-87,376	-87,376	-1,851,067	-1,851,067	-1,763,691	-181,877	-181,877	-1,945,568	-1,945,568	0
MYR-ADM	MYR	ADM	ADM-OCA	232065	10790	10023922	0001	17204	581750	0	0	0	0	0	0	0	0	0	0	0	0
MYR-ADM	MYR	ADM	ADM-OCA	232065	10795	10023900	0006	17182	581750	-55,702	-57,651	0	0	-57,651	-57,651	-57,651	0	0	-57,651	-57,651	0
MYR-ADM	MYR	ADM	ADM-OLSE	232065	10795	10023900	0006	17182	581780	-225,997	-231,539	-661	-661	-232,200	-232,200	-231,539	-8,326	-8,326	-239,865	-239,865	0
PDR-ADM	PDR	ADM	ADM-EXAMINER	284641	10000	10001624	0001	10000	486510	4,000	4,000	0	0	4,000	4,000	4,000	0	0	4,000	4,000	0
PDR-ADM	PDR	ADM	ADM-EXAMINER	232082	10000	10001889	0001	10000	581230	-4,000	-4,000	0									

PUC-ADM	PUC	ADM	ADM-GENSVCS	228856	10000	10003082	0001	10000	486740	66,710	66,710	0	0	66,710	66,710	66,710	0	0	66,710	66,710
PUC-ADM	PUC	ADM	ADM-OCA	232177	10000	10003069	0001	10000	486740	0	0	0	0	0	0	0	0	0	0	0
PUC-ADM	PUC	ADM	ADM-OCA	232177	10060	10003069	0001	10002	486740	1,153,248	1,193,604	0	0	1,193,604	1,193,604	1,193,604	0	0	1,193,604	1,193,604
PUC-ADM	PUC	ADM	ADM-OLSE	207652	10000	10003086	0001	10000	486740	339,591	339,591	135,992	135,992	475,583	475,583	339,591	146,929	146,929	486,520	486,520
PUC-ADM	PUC	ADM	ADM-NBHDBEAUTIFICATION	207651	10600	10022317	0001	16531	486800	100,000	100,000	-100,000	-100,000	0	0	100,000	-100,000	-100,000	0	0
PUC-ADM	PUC	ADM	OFF-BUDGET	228875	14300	10001302	0045	17378	487250	2,033,565	2,096,359	0	-175,725	2,096,359	1,920,634	2,096,359	0	-104,714	2,096,359	1,991,645
PUC-ADM	PUC	ADM	OFF-BUDGET	228875	14300	10001302	0001	17378	487270	0	0	0	0	0	0	0	0	0	0	0
PUC-ADM	PUC	ADM	OFF-BUDGET	228875	14300	10001302	0045	17378	487280	17,463	18,003	0	-1,657	18,003	16,346	18,003	0	-1,053	18,003	16,950
PUC-ADM	PUC	ADM	CAT-LEGALSVC	229267	20550	10026508	0001	17732	581130	0	0	0	0	0	0	0	0	0	0	0
PUC-ADM	PUC	ADM	CAT-LEGALSVC	229267	20725	10026508	0001	17732	581130	0	0	0	0	0	0	0	0	0	0	0
PUC-ADM	PUC	ADM	CAT-LEGALSVC	229267	20726	10026508	0001	17732	581130	0	0	0	0	0	0	0	0	0	0	0
PUC-ADM	PUC	ADM	CAT-LEGALSVC	232396	26423	10026501	0001	17731	581130	0	0	0	0	0	0	0	0	0	0	0
PUC-ADM	PUC	ADM	CAT-LEGALSVC	232396	26424	10026501	0001	17731	581130	0	0	0	0	0	0	0	0	0	0	0
PUC-ADM	PUC	ADM	ADM-GENSVCS	267642	27180	10026775	0002	10000	581160	-66,710	-66,710	0	0	-66,710	-66,710	-66,710	0	0	-66,710	-66,710
PUC-ADM	PUC	ADM	ADM-NBHDBEAUTIFICATION	229269	20160	10030000	0001	10000	581163	-100,000	-100,000	100,000	100,000	0	0	-100,000	100,000	100,000	0	0
PUC-ADM	PUC	ADM	ADM-311SVCS	232127	27180	10026772	0001	10000	581165	-516,464	-516,464	0	0	-516,464	-516,464	-516,464	0	0	-516,464	-516,464
PUC-ADM	PUC	ADM	ADM-OCA	229281	20160	10030002	0001	10000	581750	0	0	0	0	0	0	0	0	0	0	0
PUC-ADM	PUC	ADM	ADM-OCA	267641	27180	10026775	0001	10000	581750	-1,144,893	-1,184,957	0	0	-1,184,957	-1,184,957	-1,184,957	0	0	-1,184,957	-1,184,957
PUC-ADM	PUC	ADM	ADM-OCA	267643	27180	10026776	0001	10000	581750	0	0	0	0	0	0	0	0	0	0	0
PUC-ADM	PUC	ADM	ADM-OCA	276641	27180	10026778	0006	10000	581750	-8,355	-8,647	0	0	-8,647	-8,647	-8,647	0	0	-8,647	-8,647
PUC-ADM	PUC	ADM	ADM-OLSE	276641	27180	10026778	0006	10000	581780	-339,591	-339,591	-135,992	-135,992	-475,583	-475,583	-339,591	-146,929	-146,929	-486,520	-486,520
REC-ADM	REC	ADM	ADM-OCA	232177	10060	10003069	0001	10002	486630	85,141	88,121	0	0	88,121	88,121	88,121	0	0	88,121	88,121
REC-ADM	REC	ADM	ADM-OLSE	207652	10000	10003086	0001	10000	486630	25,200	22,000	6,887	6,887	28,887	28,887	22,000	7,441	7,441	29,441	29,441 Updated FY25 and FY26 amount to match performing dept
REC-ADM	REC	ADM	ADM-OCA	262669	10080	10001738	0001	10002	581750	-85,141	-88,121	0	0	-88,121	-88,121	-88,121	0	0	-88,121	-88,121
REC-ADM	REC	ADM	ADM-OLSE	262692	10080	10001739	0001	10002	581780	-22,000	-22,000	-6,887	-6,887	-28,887	-28,887	-22,000	-7,441	-7,441	-29,441	-29,441 Updated FY25 and FY26 amount to match performing dept
REG-ADM	REG	ADM	ADM-GENSVCS	228856	10000	10003082	0001	10000	486610	196,000	196,000	0	0	196,000	196,000	196,000	0	0	196,000	196,000
REG-ADM	REG	ADM	ADM-GENSVCS	232302	10000	10026787	0001	10000	581160	-196,000	-196,000	0	0	-196,000	-196,000	-196,000	0	0	-196,000	-196,000
RET-ADM	RET	ADM	ADM-OCA	232177	10060	10003069	0001	10002	486640	71,087	73,575	0	0	73,575	73,575	73,575	0	0	73,575	73,575
RET-ADM	RET	ADM	ADM-OCA	232320	31330	10026788	0001	10000	581750	-71,087	-73,575	0	0	-73,575	-73,575	-73,575	0	0	-73,575	-73,575
RNT-ADM	RNT	ADM	ADM-311SVCS	207644	10000	10003071	0001	10000	486570	425,100	437,127	2,871	2,871	439,998	439,998	437,127	17,673	17,673	454,800	454,800
RNT-ADM	RNT	ADM	ADM-GENSVCS	228856	10000	10003082	0001	10000	486570	155,000	155,000	0	0	155,000	155,000	155,000	0	0	155,000	155,000
RNT-ADM	RNT	ADM	ADM-GENSVCS	232325	10850	10026789	0001	10000	581160	-155,000	-155,000	0	0	-155,000	-155,000	-155,000	0	0	-155,000	-155,000
RNT-ADM	RNT	ADM	ADM-311SVCS	232325	10850	10026789	0001	10000	581165	-425,100	-437,127	-2,871	-2,871	-439,998	-439,998	-437,127	-17,673	-17,673	-454,800	-454,800
SDA-ADM	SDA	ADM	ADM-GENSVCS	228880	28310	10003088	0001	10000	486671	0	0	0	0	0	0	0	0	0	0	0
SDA-ADM	SDA	ADM	ADM-GENSVCS	210723	10010	10037651	0001	21789	581820	0	0	0	0	0	0	0	0	0	0	0
SDA-ADM	SDA	ADM	SDA	210723	10010	10037651	0001	21789	581820	0	0	0	0	0	0	0	0	0	0	0
SHF-ADM	SHF	ADM	ADM-EXAMINER	284641	10000	10001624	0001	10000	486670	2,000	2,000	0	0	2,000	2,000	2,000	0	0	2,000	2,000
SHF-ADM	SHF	ADM	ADM-OCA	232177	10060	10003069	0001	10002	486670	128,576	133,075	0	0	133,075	133,075	133,075	0	0	133,075	133,075
SHF-ADM	SHF	ADM	ADM-EXAMINER	232331	10000	10001944	0001	10000	581230	-2,000	-2,000	0	0	-2,000	-2,000	-2,000	0	0	-2,000	-2,000
SHF-ADM	SHF	ADM	ADM-OCA	232331	10000	10001912	0003	10000	581750	-128,576	-133,075	0	0	-133,075	-133,075	-133,075	0	0	-133,075	-133,075
TIS-ADM	TIS	ADM	ADM-DATAPOLICYPRIVACY	208671	10020	10022322	0003	16537	486710	1,473,368	1,497,639	54,042	54,042	1,551,681	1,551,681	1,497,639	101,255	101,255	1,598,894	1,598,894
TIS-ADM	TIS	ADM	ADM-DATAPOLICYPRIVACY	210661	10060	10034952	0001	10002	486710	0	0	0	0	0	0	0	0	0	0	0
TIS-ADM	TIS	ADM	ADM-DIGITALSVCS	208671	10020	10022322	0001	16537	486710	6,748,032	7,249,597	-207,674	-207,674	7,041,923	7,041,923	7,249,597	69,884	69,884	7,319,481	7,319,481
TIS-ADM	TIS	ADM	ADM-GENSVCS	228856	10000	10003081	0001	10000	486710	1,720,101	1,774,924	-152,629	-152,629	1,622,295	1,622,295	1,774,924	-95,123	-95,123	1,679,801	1,679,801
TIS-ADM	TIS	ADM	ADM-GENSVCS	228856	10000	10003083	0001	10000	486710	234,177	234,177	4,898	4,898	239,075	239,075	234,177	13,495	13,495	247,672	247,672
TIS-ADM	TIS	ADM	ADM-GENSVCS	228875	10020	10040257	0001	16538	486710	600,000	600,000	0	0	600,000	600,000	600,000	0	0	600,000	600,000
TIS-ADM	TIS	ADM	ADM-OCA	232177	10000	10003069	0001	10000	486710	0	0	0	0	0	0	0	0	0	0	0
TIS-ADM	TIS	ADM	ADM-OCA	232177	10060	10003069	0001	10002	486710	277,884	287,608	0	0	287,608	287,608	287,608	0	0	287,608	287,608
TIS-ADM	TIS	ADM	ADM-DATAPOLICYPRIVACY	208671	10020	10022322	0003	16537	487230	41,230	51,328	-51,328	-51,328	0	0	51,328	-51,328	-51,328	0	0
TIS-ADM	TIS	ADM	ADM-DATAPOLICYPRIVACY	210661	10060	10034952	0001	10002	487230	0	0	0	0	0	0	0	0	0	0	0
TIS-ADM	TIS	ADM	OFF-BUDGET	208671	10020	10022322	0001	16537	487230	0	0	0	0	0	0	0	0	0	0	0
TIS-ADM	TIS	ADM	ADM-DATAPOLICYPRIVACY	232334	28070	10024777	0001	17582	581085	-1,514,598	-1,548,967	-2,714	-2,714	-1,551,681	-1,551,681	-1,548,967	-49,927	-49,927	-1,598,894	-1,598,894
TIS-ADM	TIS	ADM	ADM-GENSVCS	207937	12500	10014027	0002	10000	581160	-600,000	-600,000	0	0	-600,000	-600,000	-600,000	0	0	-600,000	-600,000
TIS-ADM	TIS	ADM	ADM-GENSVCS	207937	28080	10014027	0002	10000	581160	0	0	0	0	0	0	0	0	0	0	0
TIS-ADM	TIS	ADM	ADM-GENSVCS	232341	28070	10024777	0001	17582	581160	-1,954,278	-2,009,101	147,731	147,731	-1,861,370	-1,861,370	-2,009,101	81,628	81,628	-1,927,473	-1,927,473
TIS-ADM	TIS	ADM	ADM-DIGITALSVCS	207924	28070	10024777	0001	17582	581161	-6,748,032	-7,249,597	207,674	207,674	-7,041,923	-7,041,923	-7,249,597	-69,884	-69,884	-7,319,481	-7,319,481
TIS-ADM	TIS	ADM	ADM-OCA	232341	28070	10024777	0001	17582	581750	-277,884	-287,608	0	0	-287,608	-287,608	-287,608	0	0	-287,608	-287,608
TTX-ADM	TTX	ADM	ADM-311SVCS	207644	10000	10003071	0001	10000	486720	1,543,358	1,543,358	0	0	1,543,358	1,543,358	1,543,358	0	0	1,543,358	1,543,358
TTX-ADM	TTX	ADM	OFF-BUDGET	228880	28310	10003088	0001	10000	487240	243,366	243,366	0	0	243,366	243,366	243,366	0	0	243,366	243,366
TTX-ADM	TTX	ADM	ADM-311SVCS	207947	10000	10001750	0001	10000	581165	0	0	-668,412	-668,412	-668,412	-668,412	0	-668,412	-668,412	-668,412	-668,412
TTX-ADM	TTX	ADM	ADM-311SVCS	232351	10020	10025092	0001	17621	581165	-764,706	-764,706	0	0	-764,706	-764,706	-764,706	0	0	-764,706	-764,706
TTX-ADM	TTX	ADM	ADM-311SVCS	232352	10000	10001750	00													

This report is filtered for work orders that are not balanced between requesting and performing departments. To remove or change this filter and view all work orders, go to the "Input Controls" in the navigation pane; change the value under Report Input Controls.

Dept Pair	Requesting	Providing	WO Ref ID	Account	Account Title	FY 2024-25 Rollover	FY 2024-25 Requesting Proposal	FY 2024-25 Performing Proposal	FY 2024-25 Form Spread	FY 2025-26 Rollover	FY 2025-26 Requesting Proposal	FY 2025-26 Performing Proposal	FY 2025-26 Form Spread
ADM-PUC	ADM	PUC	PUC-HETCHHETCHY	486030	Exp Rec Fr Admin Svcs (AAO)	1,007,295	695,000	985,000	-290,000	1,007,295	870,000	985,000	-115,000
ADM-PUC	ADM	PUC	PUC-HETCHHETCHY	581014	GF-PUC-Hetch Hetchy	-1,007,294	-695,000	-985,000	290,000	-1,007,294	-870,000	-985,000	115,000

Dept Pair	Requesting	Providing	Requesting Contact	Performing Contact
-----------	------------	-----------	--------------------	--------------------

ADM-49SVN

Dept Pair	Balance IN ER	FY 2024-25 Requesting Expense	FY 2024-25 Performing Recovery	FY 2024-25 Expense vs Recovery	FY 2025-26 Requesting Expense	FY 2025-26 Performing Recovery	FY 2025-26 Expense vs Recovery
DPW-ADM	N	10,934,055	10,934,056	-1	10,934,055	10,934,056	-1
		10,934,055	10,934,056	-1	10,934,055	10,934,056	-1

HRD-DIVERSITY-EQUITY

Dept Pair	Balance IN ER	FY 2024-25 Requesting Expense	FY 2024-25 Performing Recovery	FY 2024-25 Expense vs Recovery	FY 2025-26 Requesting Expense	FY 2025-26 Performing Recovery	FY 2025-26 Expense vs Recovery
ADM-HRD	N	24,862	24,864	-2	24,862	24,864	-2
		24,862	24,864	-2	24,862	24,864	-2

HRD-HR-MODERNIZATION

Dept Pair	Balance IN ER	FY 2024-25 Requesting Expense	FY 2024-25 Performing Recovery	FY 2024-25 Expense vs Recovery	FY 2025-26 Requesting Expense	FY 2025-26 Performing Recovery	FY 2025-26 Expense vs Recovery
ADM-HRD	N	91,504	91,503	1	91,504	91,503	1
		91,504	91,503	1	91,504	91,503	1

PUC-SEWER

Dept Pair	Balance IN ER	FY 2024-25 Requesting Expense	FY 2024-25 Performing Recovery	FY 2024-25 Expense vs Recovery	FY 2025-26 Requesting Expense	FY 2025-26 Performing Recovery	FY 2025-26 Expense vs Recovery
ADM-PUC	N	533,035	533,035	0	533,035	533,035	0
		533,035	533,035	0	533,035	533,035	0

PUC-WATER

Dept Pair	Balance IN ER	FY 2024-25 Requesting Expense	FY 2024-25 Performing Recovery	FY 2024-25 Expense vs Recovery	FY 2025-26 Requesting Expense	FY 2025-26 Performing Recovery	FY 2025-26 Expense vs Recovery
ADM-PUC	N	464,237	464,236	1	464,237	464,236	1
		464,237	464,236	1	464,237	464,236	1

TIS-SFGOVTV

Dept Pair	Balance IN ER	FY 2024-25 Requesting Expense	FY 2024-25 Performing Recovery	FY 2024-25 Expense vs Recovery	FY 2025-26 Requesting Expense	FY 2025-26 Performing Recovery	FY 2025-26 Expense vs Recovery
ADM-TIS	N	117,892	117,893	-1	117,892	117,893	-1
		117,892	117,893	-1	117,892	117,893	-1

TIS-TECHCONTRACTS

Dept Pair	Balance IN ER	FY 2024-25 Requesting Expense	FY 2024-25 Performing Recovery	FY 2024-25 Expense vs Recovery	FY 2025-26 Requesting Expense	FY 2025-26 Performing Recovery	FY 2025-26 Expense vs Recovery
ADM-TIS	N	347,777	347,778	-1	347,777	347,778	-1
		347,777	347,778	-1	347,777	347,778	-1

TIS-TECHINFRASTRUCTURE

Dept Pair	Balance IN ER	FY 2024-25 Requesting Expense	FY 2024-25 Performing Recovery	FY 2024-25 Expense vs Recovery	FY 2025-26 Requesting Expense	FY 2025-26 Performing Recovery	FY 2025-26 Expense vs Recovery
ADM-TIS	N	3,123,946	3,123,945	1	3,123,946	3,123,945	1
		3,123,946	3,123,945	1	3,123,946	3,123,945	1

DPH-ADM	DPH	ADM	ADM-LEASE-REALESTATE	581650-Leases Paid To Real Estate	228875	ADM Real Estate Division	14300	SR Real Property	10001302	ADRE Real Estate Operations	0049	11 New Montgomery Lease	17378	Real Estate Real Property Fund	17378	Real Estate Real Property Fund	486370	Exp Rec FI Comm Health Svc AAO	1,263,432	1,272,882	0	1,272,882	1,272,882	0	1,272,882
ADH-ADM	DPH	ADM	ADM-LEASE-REALESTATE	581650-Leases Paid To Real Estate	152644	HPH Operations&Infrastructure	10000	GF Annual Account Cnt	10006987	HR HPH Admin	0001	HPH Admin	10000	Operating	10000	Operating	581650	Leases Paid To Real Estate	-1,263,432	-1,272,882	0	-1,272,882	-1,272,882	0	-1,272,882
DPH-ADM	DPH	ADM	ADM-LEASE-REALESTATE	581650-Leases Paid To Real Estate	152644	HPH Operations&Infrastructure	10000	GF Annual Account Cnt	10007095	COV/OPS DOCC	0010	AI Costs NOT FEMA-PAG Eq	10000	Operating	10000	Operating	581650	Leases Paid To Real Estate	-90,000	0	0	0	0	0	0
DPH-ADM	DPH	ADM	ADM-LEASE-REALESTATE	581650-Leases Paid To Real Estate	152644	HPH Operations&Infrastructure	10000	GF Annual Account Cnt	10007095	COV/OPS DOCC	0010	AI Costs NOT FEMA-PAG Eq	10000	Operating	10000	Operating	581650	Leases Paid To Real Estate	0	0	0	0	0	0	0
DPH-ADM	DPH	ADM	ADM-LEASE-REALESTATE	581650-Leases Paid To Real Estate	152644	HPH Operations&Infrastructure	10000	GF Annual Account Cnt	10007095	COV/OPS DOCC	0010	AI Costs NOT FEMA-PAG Eq	88888	COV/Finance Section	21481	COV/Operators Section	581650	Leases Paid To Real Estate	0	0	0	0	0	0	0
DPH-ADM	DPH	ADM	ADM-LEASE-REALESTATE	581650-Leases Paid To Real Estate	251917	HAD DPH Admin MS	10000	GF Annual Account Cnt	10003225	HA Centralized IT	0004	HC Centralized I	17077	HC Centralized I	17077	HC Centralized I	581650	Leases Paid To Real Estate	0	0	0	0	0	0	0
DPW-ADM	DPW	ADM	ADM-LEASE-REALESTATE	581650-Leases Paid To Real Estate	228875	ADM Real Estate Division	14300	SR Real Property	10001302	ADRE Real Estate Operations	0005	255 12th St Parking Lease	17378	Real Estate Real Property Fund	17378	Real Estate Real Property Fund	486560	Exp Rec FI Public Works (AAO)	44,356	45,687	0	45,687	45,687	0	45,687
DPW-ADM	DPW	ADM	ADM-LEASE-REALESTATE	581650-Leases Paid To Real Estate	207954	DPW DC Budgetary	13920	SR PW-Overhead	10002981	PW-Overhead	0002	PW DC - Infra Dsgn & Const	20678	PW DC - Infra Dsgn & Const	20678	PW DC - Infra Dsgn & Const	581650	Leases Paid To Real Estate	-44,356	-45,687	0	-45,687	-45,687	0	-45,687
ENV-ADM	ENV	ADM	ADM-LEASE-REALESTATE	581650-Leases Paid To Real Estate	228875	ADM Real Estate Division	14300	SR Real Property	10001302	ADRE Real Estate Operations	0007	1155 Market Lease	17378	Real Estate Real Property Fund	17378	Real Estate Real Property Fund	486320	Exp Rec FI Environment (AAO)	1,462,870	1,064,469	0	1,064,469	1,064,469	0	1,064,469
ENV-ADM	ENV	ADM	ADM-LEASE-REALESTATE	581650-Leases Paid To Real Estate	229994	ENV Environment	12300	GF Annual Account Cnt	10006725	EV Environmental Services	0001	EV Environmental Services	10000	Operating	10000	Operating	581650	Leases Paid To Real Estate	-595,671	-438,432	0	-438,432	-438,432	0	-438,432
ENV-ADM	ENV	ADM	ADM-LEASE-REALESTATE	581650-Leases Paid To Real Estate	229994	ENV Environment	13990	SR Solid Waste Non-Project	10002625	EV Environmental Services	0001	EV Environmental Services	10000	Operating	10000	Operating	581650	Leases Paid To Real Estate	-857,193	-428,037	0	-428,037	-428,037	0	-428,037
GEN-ADM	GEN	ADM	ADM-LEASE-REALESTATE	581650-Leases Paid To Real Estate	228875	ADM Real Estate Division	14300	SR Real Property	10001302	ADRE Real Estate Operations	0007	1155 Market Lease	17378	Real Estate Real Property Fund	17378	Real Estate Real Property Fund	486350	Exp Rec FI Gen City Resp AAO	1,510,222	995,599	0	995,599	995,599	0	995,599
GEN-ADM	GEN	ADM	ADM-LEASE-REALESTATE	581650-Leases Paid To Real Estate	228875	ADM Real Estate Division	14300	SR Real Property	10001302	ADRE Real Estate Operations	0047	777 Branran Lease	17378	Real Estate Real Property Fund	17378	Real Estate Real Property Fund	486350	Exp Rec FI Gen City Resp AAO	1,640,221	1,787,429	0	1,787,429	1,787,429	0	1,787,429
GEN-ADM	GEN	ADM	ADM-LEASE-REALESTATE	581650-Leases Paid To Real Estate	230018	GEN General City Responsibility	10000	GF Annual Account Cnt	10028734	GE General City Services	0001	GE General City Services	10000	Operating	10000	Operating	581650	Leases Paid To Real Estate	-3,150,403	-2,783,028	0	-2,783,028	-2,783,028	0	-2,783,028
HRD-ADM	HRD	ADM	ADM-LEASE-REALESTATE	581650-Leases Paid To Real Estate	228875	ADM Real Estate Division	14300	SR Real Property	10001302	ADRE Real Estate Operations	0007	1155 Market Lease	17378	Real Estate Real Property Fund	17378	Real Estate Real Property Fund	581650	Exp Rec FI Human Resources AAO	0	1,032,826	0	1,032,826	1,032,826	0	1,032,826
HRD-ADM	HRD	ADM	ADM-LEASE-REALESTATE	581650-Leases Paid To Real Estate	232025	HRD Employment Services	10000	GF Annual Account Cnt	10026742	HR Administration	0001	HR Administration	10000	Operating	10000	Operating	581650	Leases Paid To Real Estate	0	-1,032,826	0	-1,032,826	-1,032,826	0	-1,032,826
HS-ADM	HSA	ADM	ADM-LEASE-REALESTATE	581650-Leases Paid To Real Estate	228875	ADM Real Estate Division	14300	SR Real Property	10001302	ADRE Real Estate Operations	0051	255 12th St Parking Lease	17378	Real Estate Real Property Fund	17378	Real Estate Real Property Fund	486690	Exp Rec FI Human Services AAO	133,927	137,919	0	137,919	137,919	0	137,919
HS-ADM	HSA	ADM	ADM-LEASE-REALESTATE	581650-Leases Paid To Real Estate	228875	ADM Real Estate Division	14300	SR Real Property	10001302	ADRE Real Estate Operations	0052	Some Dog Park Parking Security	17378	Real Estate Real Property Fund	17378	Real Estate Real Property Fund	486690	Exp Rec FI Human Services AAO	246,824	254,229	0	254,229	254,229	0	254,229
HS-ADM	HSA	ADM	ADM-LEASE-REALESTATE	581650-Leases Paid To Real Estate	146657	HSA AM Central Management	10000	GF Annual Account Cnt	10001700	HS AD County Expense Claim	0001	Alcoholic Staff/Overhd	10000	Operating	10000	Operating	581650	Leases Paid To Real Estate	-380,751	-392,148	0	-392,148	-392,148	0	-392,148
HS-ADM	HSS	ADM	ADM-LEASE-REALESTATE	581650-Leases Paid To Real Estate	228875	ADM Real Estate Division	14300	SR Real Property	10001302	ADRE Real Estate Operations	0026	1145 Market Lease	17378	Real Estate Real Property Fund	17378	Real Estate Real Property Fund	486410	Exp Rec FI Hsa (AAO)	1,168,333	1,225,665	0	1,225,665	1,225,665	0	1,225,665
LLB-ADM	LLB	ADM	ADM-LEASE-REALESTATE	581650-Leases Paid To Real Estate	228875	ADM Real Estate Division	14300	SR Real Property	10001302	ADRE Real Estate Operations	0026	1145 Market Lease	17378	Real Estate Real Property Fund	17378	Real Estate Real Property Fund	486440	Exp Rec FI Law Library (AAO)	1,141,827	1,176,519	0	1,176,519	1,176,519	0	1,176,519
LLB-ADM	LLB	ADM	ADM-LEASE-REALESTATE	581650-Leases Paid To Real Estate	232051	LLB Law Library	10000	GF Annual Account Cnt	10026756	LL Law Library Operations	0001	LL Law Library Operations	10000	Operating	10000	Operating	581650	Leases Paid To Real Estate	-1,141,827	-1,176,519	0	-1,176,519	-1,176,519	0	-1,176,519
RET-ADM	RET	ADM	ADM-LEASE-REALESTATE	581650-Leases Paid To Real Estate	228875	ADM Real Estate Division	14300	SR Real Property	10001302	ADRE Real Estate Operations	0026	1145 Market Lease	17378	Real Estate Real Property Fund	17378	Real Estate Real Property Fund	486640	Exp Rec FI Retirement Sys AAO	2,165,874	2,246,948	0	2,246,948	2,246,948	0	2,246,948
RET-ADM	RET	ADM	ADM-LEASE-REALESTATE	581650-Leases Paid To Real Estate	207980	RET SF Deferred Comp Program	10010	GF Annual Account Cnt	10024407	RS Employee Deferred Compensat	0001	Employee Deferred Compensation	17410	RS Employee Deferred Compensat	17410	RS Employee Deferred Compensat	581650	Leases Paid To Real Estate	-121,091	-125,623	0	-125,623	-125,623	0	-125,623
RET-ADM	RET	ADM	ADM-LEASE-REALESTATE	581650-Leases Paid To Real Estate	207980	RET SF Deferred Comp Program	10020	GF Continging Authority Cnt	10024407	RS Employee Deferred Compensat	0001	Employee Deferred Compensation	17410	RS Employee Deferred Compensat	17410	RS Employee Deferred Compensat	581650	Leases Paid To Real Estate	0	0	0	0	0	0	0
RET-ADM	RET	ADM	ADM-LEASE-REALESTATE	581650-Leases Paid To Real Estate	232320	RET Retirement Services	10000	GF Annual Account Cnt	10030318	RS Administration	0001	RS Administration	10000	Operating	10000	Operating	581650	Leases Paid To Real Estate	-1,037,370	-1,065,774	0	-1,065,774	-1,065,774	0	-1,065,774
RET-ADM	RET	ADM	ADM-LEASE-REALESTATE	581650-Leases Paid To Real Estate	232320	RET Administration	31330	Employees Retirement Trust	10028788	RS Administration	0001	RS Administration	10000	Operating	10000	Operating	581650	Leases Paid To Real Estate	-217,413	-225,551	0	-225,551	-225,551	0	-225,551
TTX-ADM	TTX	ADM	ADM-LEASE-REALESTATE	581650-Leases Paid To Real Estate	228875	ADM Real Estate Division	14300	SR Real Property	10001302	ADRE Real Estate Operations	0027	1155 Market Lease	17378	Real Estate Real Property Fund	17378	Real Estate Real Property Fund	486720	Exp Rec FI Trans-Tax Cnt AAO	1,800,287	1,972,855	0	1,972,855	1,972,855	0	1,972,855
TTX-ADM	TTX	ADM	ADM-LEASE-REALESTATE	581650-Leases Paid To Real Estate	232344	TTX Management - Admin	10000	GF Annual Account Cnt	10001748	TX Administration	0001	TX Administration	10000	Operating	10000	Operating	581650	Leases Paid To Real Estate	-1,883,997	-1,966,582	0	-1,966,582	-1,966,582	0	-1,966,582
TTX-ADM	TTX	ADM	ADM-LEASE-REALESTATE	581650-Leases Paid To Real Estate	232348	TTX Treasury - Cashier	10000	GF Annual Account Cnt	10001751	TX Financial Services	0001	TX Financial Services	10000	Operating	10000	Operating	581650	Leases Paid To Real Estate	-6,000	-6,273	0	-6,273	-6,273	0	-6,273
CP-ADM	CP	ADM	ADM-PERMIT	581084-ADM Permit Center	228875	ADM Real Estate Division	10060	GF Work Order	10034953	ADRE 485VN Permit Center	0001	Permit Center Operations	10002	Interdepartmental-Overhead	10002	Interdepartmental-Overhead	486230	Exp Rec FI City Planning (AAO)	30,000	30,000	0	30,000	30,000	0	30,000
CP-ADM	CP	ADM	ADM-PERMIT	581084-ADM Permit Center	228875	ADM Real Estate Division	10060	GF Annual Account Cnt	10034953	ADRE 485VN Permit Center	0001	Permit Center Operations	10000	Operating	10000	Operating	581650	Leases Paid To Real Estate	-30,000	-30,000	0	-30,000	-30,000	0	-30,000
DBL-ADM	DBI	ADM	ADM-PERMIT	581084-ADM Permit Center	228875	ADM Real Estate Division	10060	GF Continging Authority Cnt	10034953	ADRE 485VN Permit Center	0001	Permit Center Operations	20925	ADRE Permit Center Operating	486110	Exp Rec FI Bldg Inspection AAO	0	0	0	0	0	0	0	0	0
DBL-ADM	DBI	ADM	ADM-PERMIT	581084-ADM Permit Center	228875	ADM Real Estate Division	10060	GF Annual Account Cnt	10034953	ADRE 485VN Permit Center	0002	Electronic Plan Review	20925	ADRE Permit Center Operating	486110	Exp Rec FI Bldg Inspection AAO	0	0	0	0	0	0	0	0	0
DBL-ADM	DBI	ADM	ADM-PERMIT	581084-ADM Permit Center	228875	ADM Real Estate Division	10060	GF Work Order	10034953	ADRE 485VN Permit Center	0001	Permit Center Operations	10002	Interdepartmental-Overhead	10002	Interdepartmental-Overhead	486110	Exp Rec FI Bldg Inspection AAO	4,956,844	4,956,515	0	4,956,515	4,956,515	0	4,956,515
DBL-ADM	DBI	ADM	ADM-PERMIT	581084-ADM Permit Center	228875	ADM Real Estate Division	10060	GF Work Order	10034953	ADRE 485VN Permit Center	0002	Electronic Plan Review	10002	Interdepartmental-Overhead	10002	Interdepartmental-Overhead	486110	Exp Rec FI Bldg Inspection AAO	754,885	761,560	0	761,560	761,560	0	761,560
DBL-ADM	DBI	ADM	ADM-PERMIT	581084-ADM Permit Center	207980	DBI B Inspection Services Gen	10190	SR B/F Operating Project	10010556	BI Building Inspection Service	0001	Building Inspection Services	10000	Operating	10000	Operating	581650	ADM Permit Center	-5,700,709	-5,716,075	0	-5,716,075	-5,716,075	0	-5,716,075
FR-ADM	FR	ADM	ADM-PERMIT	581084-ADM Permit Center	228875	ADM Real Estate Division	10060	GF Annual Account Cnt	10034953	ADRE 485VN Permit Center	0001	Permit Center Operations	10000	Operating	10000	Operating	581650	Leases Paid To Real Estate	50,000	50,000	0	50,000	50,000	0	50,000
FR-ADM	FR	ADM	ADM-PERMIT	581084-ADM Permit Center	130651	FR Prevention	10000	GF Annual Account Cnt	10019163	FD Prevention	0001	Prevention	10000	Operating	10000	Operating	581650	ADM Permit Center	-50,000	-50,000	0	-50,000	-50,000	0	-50,000
GEN-ADM	GEN	ADM	ADM-PERMIT	581084-ADM Permit Center	228875	ADM Real Estate Division	10060	GF Work Order	10034953	ADRE 485VN Permit Center	0001	Permit Center Operations	10002	Interdepartmental-Overhead	10002	Interdepartmental-Overhead	486350	Exp Rec FI Gen City Resp AAO	1,895,359	1,894,865	0	1,894,865	1,894,865	0	1,894,865
GEN-ADM	GEN	ADM	ADM-PERMIT	581084-ADM Permit Center	228875	ADM Real Estate Division	10060	GF Work Order	10034953	ADRE 485VN Permit Center	0002	Electronic Plan Review	10002	Interdepartmental-Overhead	10002	Interdepartmental-Overhead	486350	Exp Rec FI Gen City Resp AAO	278,338	280,805	0	280,805	280,805	0	280,805
GEN-ADM	GEN	ADM	ADM-PERMIT	581084-ADM Permit Center	230018	GEN General City Responsibility	10000	GF Annual Account Cnt	10028734	GE General City Services	0001	GE General City Services	10000	Operating	10000	Operating	581650	ADM Permit Center	-2,173,895	-2,175,670	0	-2,175,670	-2,175,670	0	-2,175,670
PUC-ADM	PUC	ADM	ADM-PERMIT	581084-ADM Permit Center	2																				

HOM-ADM	HOM	ADM	ADM-REPRO	581820-Is-Purch-Repoduction	203646	HOM PROGRAMS	10000	GF Annual Account Cnt	10026740	HO Shelter & Housing for the H	0009	Homeless Prevention Baseline	10000	Operating	10000	Operating	581820	Is-Purch-Repoduction	-2,251	-2,251	0	-2,251	-2,251	0	-2,251
HRC-ADM	HRC	ADM	ADM-REPRO	581820-Is-Purch-Repoduction	228880	ADM REPROGAMS	28310	ISOS REPRODUCTION FUND	10003088	ADRP Reapomail	0001	Regional Operations	10000	Operating	10000	Operating	466690	Exp Rec Ft Human Rights (AAO)	4,684	4,684	0	4,684	4,684	0	4,684
HRC-ADM	HRC	ADM	ADM-REPRO	581820-Is-Purch-Repoduction	230221	HRC Human Rights Commission	10000	GF Annual Account Cnt	10026741	HU Human Rights	0001	HRC Operations	10000	Operating	10000	Operating	581820	Is-Purch-Repoduction	-4,684	-4,684	0	-4,684	-4,684	0	-4,684
HRD-ADM	HRD	ADM	ADM-REPRO	581820-Is-Purch-Repoduction	220220	ADRP REPROGAMS	28310	ISOS REPRODUCTION FUND	10003088	ADRP Reapomail	0001	Regional Operations	10000	Operating	10000	Operating	466690	Exp Rec Ft Human Resources AAO	16,369	16,369	0	16,369	16,369	0	16,369
HRD-ADM	HRD	ADM	ADM-REPRO	581820-Is-Purch-Repoduction	230222	HRD Administration	10000	GF Annual Account Cnt	10026742	HR Administration	0001	HR Administration	10000	Operating	10000	Operating	581820	Is-Purch-Repoduction	-16,369	-16,369	0	-16,369	-16,369	0	-16,369
HRD-ADM	HRD	ADM	ADM-REPRO	581820-Is-Purch-Repoduction	230225	HRD Employment Services	10000	GF Annual Account Cnt	10026742	HR Administration	0001	HR Administration	10000	Operating	10000	Operating	581820	Is-Purch-Repoduction	-3,041	-3,041	0	-3,041	-3,041	0	-3,041
HRD-ADM	HRD	ADM	ADM-REPRO	581820-Is-Purch-Repoduction	230227	SR Workers Compensation	12460	SR Workers Compensation	10026742	HR Administration	0001	HR Administration	10000	Operating	10000	Operating	581820	Is-Purch-Repoduction	-45,000	-45,000	0	-45,000	-45,000	0	-45,000
HS-ADM	HS-ADM	ADM	ADM-REPRO	581820-Is-Purch-Repoduction	228880	ADM REPROGAMS	28310	ISOS REPRODUCTION FUND	10003088	ADRP Reapomail	0001	Regional Operations	10000	Operating	10000	Operating	466690	Exp Rec Ft Human Services AAO	130,000	130,000	0	130,000	130,000	0	130,000
HS-ADM	HS-ADM	ADM	ADM-REPRO	581820-Is-Purch-Repoduction	146657	HS-AM Central Management	10000	GF Annual Account Cnt	10017070	HS AD County Expense Claim	0001	Allocable Staff/Overhd	10000	Operating	10000	Operating	581820	Is-Purch-Repoduction	-130,000	-130,000	0	-130,000	-130,000	0	-130,000
HS-ADM	HS-ADM	ADM	ADM-REPRO	581820-Is-Purch-Repoduction	228880	ADM REPROGAMS	28310	ISOS REPRODUCTION FUND	10003088	ADRP Reapomail	0001	Regional Operations	10000	Operating	10000	Operating	466690	Exp Rec Ft H-Heal (AAO)	28,023	28,023	0	28,023	28,023	0	28,023
HSS-ADM	HSS	ADM	ADM-REPRO	581820-Is-Purch-Repoduction	291644	HSS Health Service System	10000	GF Annual Account Cnt	10017077	HT Administration	0001	HSS Administration	10000	Operating	10000	Operating	581820	Is-Purch-Repoduction	-28,023	-28,023	0	-28,023	-28,023	0	-28,023
JUV-ADM	JUV	ADM	ADM-REPRO	581820-Is-Purch-Repoduction	228880	ADM REPROGAMS	28310	ISOS REPRODUCTION FUND	10003088	ADRP Reapomail	0001	Regional Operations	10000	Operating	10000	Operating	466640	Exp Rec Ft Juvenile Court AAO	4,575	4,575	0	4,575	4,575	0	4,575
JUV-ADM	JUV	ADM	ADM-REPRO	581820-Is-Purch-Repoduction	232040	JUV General	10000	GF Annual Account Cnt	10017110	JUV Day-to-Day Operations	0003	Juvenile General Admin	10000	Operating	10000	Operating	581820	Is-Purch-Repoduction	-4,575	-4,575	0	-4,575	-4,575	0	-4,575
LB-ADM	LB	ADM	ADM-REPRO	581820-Is-Purch-Repoduction	228880	ADM REPROGAMS	28310	ISOS REPRODUCTION FUND	10003088	ADRP Reapomail	0001	Regional Operations	10000	Operating	10000	Operating	466430	Exp Rec Ft Public Library AAO	98,724	98,724	0	98,724	98,724	0	98,724
LB-ADM	LB	ADM	ADM-REPRO	581820-Is-Purch-Repoduction	232048	LB Public Library	13140	SR Public Library Presrv	10026751	LB Administration	0001	Admin Support	10000	Operating	10000	Operating	581820	Is-Purch-Repoduction	-1,000	-1,000	0	-1,000	-1,000	0	-1,000
LB-ADM	LB	ADM	ADM-REPRO	581820-Is-Purch-Repoduction	232048	LB Public Library	13140	SR Public Library Presrv	10026751	LB Administration	0006	Communications - Public Affairs	10000	Operating	10000	Operating	581820	Is-Purch-Repoduction	-80,000	-80,000	0	-80,000	-80,000	0	-80,000
LB-ADM	LB	ADM	ADM-REPRO	581820-Is-Purch-Repoduction	232048	LB Public Library	13140	SR Public Library Presrv	10012392	LB-Community Planning&Prog	0002	Youh Services-Prop J	10000	Operating	10000	Operating	581820	Is-Purch-Repoduction	-17,724	-17,724	0	-17,724	-17,724	0	-17,724
MTA-ADM	MTA	ADM	ADM-REPRO	581820-Is-Purch-Repoduction	228880	ADM REPROGAMS	28310	ISOS REPRODUCTION FUND	10003088	ADRP Reapomail	0001	Regional Operations	10000	Operating	10000	Operating	466640	Exp Rec Ft Mari TransprtaAO	542,044	542,044	0	542,044	542,044	0	542,044
MTA-ADM	MTA	ADM	ADM-REPRO	581820-Is-Purch-Repoduction	138717	MTA/AT Administration	22265	MTA On OPR AGENCYWIDE NEW	10001719	MT Administration	0023	Adm General Administration-LND	10000	Operating	10000	Operating	581820	Is-Purch-Repoduction	-380,511	-380,511	0	-380,511	-380,511	0	-380,511
MTA-ADM	MTA	ADM	ADM-REPRO	581820-Is-Purch-Repoduction	139650	MTA/FARC Rev CAS - Citations	22870	MTA SS Op Annual Account Cnt	10017223	MS Parking & Traffic Enforcement	0001	MS Parking & Traffic Enforcement	10000	Operating	10000	Operating	581820	Is-Purch-Repoduction	-20,000	-20,000	0	-20,000	-20,000	0	-20,000
MTA-ADM	MTA	ADM	ADM-REPRO	581820-Is-Purch-Repoduction	159686	MTA/T2 Tax Regard & Policy	22870	MTA SS Op Annual Account Cnt	10017228	MT Tax Services	0001	MT Tax Services	10000	Operating	10000	Operating	581820	Is-Purch-Repoduction	-8,100	-8,100	0	-8,100	-8,100	0	-8,100
MTA-ADM	MTA	ADM	ADM-REPRO	581820-Is-Purch-Repoduction	207601	MTA/SENSENGE Transp Overhead	22870	MTA SS Op Annual Account Cnt	10017223	MS Parking & Traffic Enforcement	0001	MS Parking & Traffic Enforcement	10000	Operating	10000	Operating	581820	Is-Purch-Repoduction	-54,567	-54,567	0	-54,567	-54,567	0	-54,567
MTA-ADM	MTA	ADM	ADM-REPRO	581820-Is-Purch-Repoduction	207895	MTA/STSS Op Annual Account Cnt	22260	MTA TS Op Annual Account Cnt	10017124	MT Rail & Bus Services	0023	Bus General Administration-LND	10000	Operating	10000	Operating	581820	Is-Purch-Repoduction	-52,426	-52,426	0	-52,426	-52,426	0	-52,426
MTA-ADM	MTA	ADM	ADM-REPRO	581820-Is-Purch-Repoduction	207894	MTA/SEEP Enterprise Spec Even Gen	22870	MTA SS Op Annual Account Cnt	10022175	SE MTA/SEFP-PKG & TRANSIT ENF	0001	SE MTA/SEFP-PKG & TRANSIT ENF	10000	Operating	10000	Operating	581820	Is-Purch-Repoduction	-7,440	-7,440	0	-7,440	-7,440	0	-7,440
MTA-ADM	MTA	ADM	ADM-REPRO	581820-Is-Purch-Repoduction	286657	MTAW Transwade	22265	MTA On OPR AGENCYWIDE NEW	10001719	MT Administration	0023	Adm General Administration-LND	10000	Operating	10000	Operating	581820	Is-Purch-Repoduction	-18,000	-18,000	0	-18,000	-18,000	0	-18,000
MVR-ADM	MVR	ADM	ADM-REPRO	581820-Is-Purch-Repoduction	228880	ADM REPROGAMS	28310	ISOS REPRODUCTION FUND	10003088	ADRP Reapomail	0001	Regional Operations	10000	Operating	10000	Operating	466470	Exp Rec Ft Mayor (AAO)	78,278	78,278	0	78,278	78,278	0	78,278
MVR-ADM	MVR	ADM	ADM-REPRO	581820-Is-Purch-Repoduction	220055	MVR Office Of The Mayor	10000	GF Annual Account Cnt	10017153	MV Violence Prevention	0001	Violence Prevention	10000	Operating	10000	Operating	581820	Is-Purch-Repoduction	-3,099	-3,099	0	-3,099	-3,099	0	-3,099
MVR-ADM	MVR	ADM	ADM-REPRO	581820-Is-Purch-Repoduction	232055	MVR Office Of The Mayor	10000	GF Annual Account Cnt	10017136	MV-Neighborhood Services	0001	Neighborhood Services	10000	Operating	10000	Operating	581820	Is-Purch-Repoduction	-17,430	-17,430	0	-17,430	-17,430	0	-17,430
MVR-ADM	MVR	ADM	ADM-REPRO	581820-Is-Purch-Repoduction	232055	MVR Office Of The Mayor	10000	GF Annual Account Cnt	1001887	MV-Administration	0001	Administration	10000	Operating	10000	Operating	581820	Is-Purch-Repoduction	-31,716	-31,716	0	-31,716	-31,716	0	-31,716
PDR-ADM	PDR	ADM	ADM-REPRO	581820-Is-Purch-Repoduction	228880	ADM REPROGAMS	28310	ISOS REPRODUCTION FUND	10003088	ADRP Reapomail	0001	Regional Operations	10000	Operating	10000	Operating	466510	Exp Rec Ft Public Defender AAO	6,500	6,500	0	6,500	6,500	0	6,500
PDR-ADM	PDR	ADM	ADM-REPRO	581820-Is-Purch-Repoduction	232062	PDR Public Defender	10000	GF Annual Account Cnt	1001889	PO CRIMINAL DEFENSE - GF	0001	CRIMINAL DEFENSE - GF	10000	Operating	10000	Operating	581820	Is-Purch-Repoduction	-6,500	-6,500	0	-6,500	-6,500	0	-6,500
PCL-ADM	PCL	ADM	ADM-REPRO	581820-Is-Purch-Repoduction	228880	ADM REPROGAMS	28310	ISOS REPRODUCTION FUND	10003088	ADRP Reapomail	0001	Regional Operations	10000	Operating	10000	Operating	466510	Exp Rec Ft Police Comm-AAO	76,546	76,546	0	76,546	76,546	0	76,546
PCL-ADM	PCL	ADM	ADM-REPRO	581820-Is-Purch-Repoduction	232068	PCL Admin	10000	GF Annual Account Cnt	10019183	PC Quasiannual Support Dept	0001	Quasiannual Support Dept	10000	Operating	10000	Operating	581820	Is-Purch-Repoduction	-76,546	-76,546	0	-76,546	-76,546	0	-76,546
PRT-ADM	PRT	ADM	ADM-REPRO	581820-Is-Purch-Repoduction	228880	ADM REPROGAMS	28310	ISOS REPRODUCTION FUND	10003088	ADRP Reapomail	0001	Regional Operations	10000	Operating	10000	Operating	466530	Exp Rec Ft Post Commission AAO	15,000	15,000	0	15,000	15,000	0	15,000
PRT-ADM	PRT	ADM	ADM-REPRO	581820-Is-Purch-Repoduction	109751	PRT FA-Business Services	23680	PO Administration	10026768	PO Administration	0001	PO Administration	10000	Operating	10000	Operating	486820	Exp Rec Ft Finance and Admin Ind	-15,000	-15,000	0	-15,000	-15,000	0	-15,000
PUC-ADM	PUC	ADM	ADM-REPRO	581820-Is-Purch-Repoduction	228880	ADM REPROGAMS	28310	ISOS REPRODUCTION FUND	10003088	ADRP Reapomail	0001	Regional Operations	10000	Operating	10000	Operating	466185	Exp Rec Ft ClearpowerSF AAO	639,723	639,723	0	639,723	639,723	0	639,723
PUC-ADM	PUC	ADM	ADM-REPRO	581820-Is-Purch-Repoduction	228880	ADM REPROGAMS	28310	ISOS REPRODUCTION FUND	10003088	ADRP Reapomail	0001	Regional Operations	10000	Operating	10000	Operating	466740	Exp Rec Ft PUC (AAO)	1,223,131	1,223,131	0	1,223,131	1,223,131	0	1,223,131
PUC-ADM	PUC	ADM	ADM-REPRO	581820-Is-Purch-Repoduction	228880	ADM REPROGAMS	28310	ISOS REPRODUCTION FUND	10003088	ADRP Reapomail	0001	Regional Operations	10000	Operating	10000	Operating	466510	Exp Rec Ft H-Heal-Hydrty (AAO)	5,152	5,152	0	5,152	5,152	0	5,152
PUC-ADM	PUC	ADM	ADM-REPRO	581820-Is-Purch-Repoduction	228880	ADM REPROGAMS	28310	ISOS REPRODUCTION FUND	10003088	ADRP Reapomail	0001	Regional Operations	10000	Operating	10000	Operating	466760	Exp Rec Ft Water Dept(AAO)	60,389	60,389	0	60,389	60,389	0	60,389
PUC-ADM	PUC	ADM	ADM-REPRO	581820-Is-Purch-Repoduction	228880	ADM REPROGAMS	28310	ISOS REPRODUCTION FUND	10003088	ADRP Reapomail	0001	Regional Operations	10000	Operating	10000	Operating	466600	Exp Rec Ft Water Cleanwat (AAO)	81,513	81,513	0	81,513	81,513	0	81,513
PUC-ADM	PUC	ADM	ADM-REPRO	581820-Is-Purch-Repoduction	146444	PUB1110 Strat Innovation Chrgs	27180	PUC Operating Fund	10026772	UB Administration	0009	Strategy Innovation & Change	10000	Operating	10000	Operating	581820	Is-Purch-Repoduction	-1,030	-1,030	0	-1,030	-1,030	0	-1,030
PUC-ADM	PUC	ADM	ADM-REPRO	581820-Is-Purch-Repoduction	154648	PUB110203 Fleet Management	27180	PUC Operating Fund	10026775	UB Financial Services	0000	Fleet Management	10000	Operating	10000	Operating	581820	Is-Purch-Repoduction	-1,923	-1,923	0	-1,923	-1,923	0	-1,923
PUC-ADM	PUC	ADM	ADM-REPRO	581820-Is-Purch-Repoduction	168644	HR Classification/Comp/Strategy	27180	PUC Operating Fund	10026775	UB Financial Services	0000	Class/PowerdWP	10000	Operating	10000	Operating	581820	Is-Purch-Repoduction	-439,723	-439,723	0	-439,723	-439,723	0	-439,723
PUC-ADM	PUC	ADM	ADM-REPRO																						

DPW/ADM	DPW	ADM	ADM_SURETYBOND	581920-GF-HR: Surety Bond	207950	DPW BDC Budgetary	13920	SR P/W/Overhead	10029681	P/W Overhead	0002	P/W Bureau/Overhead	20675	P/W BDC - Building Dign & Const	20675	P/W BDC - Building Dign & Const	581920	GF-HR: Surety Bond	91,860	-92,358	0	92,358	92,358	0	92,358
DPW/ADM	DPW	ADM	ADM_SURETYBOND	581920-GF-HR: Surety Bond	207954	DPW BDC Budgetary	13920	SR P/W/Overhead	10029681	P/W Overhead	0002	P/W Bureau/Overhead	20678	P/W BDC - Mfg Dign & Const	20678	P/W BDC - Mfg Dign & Const	581920	GF-HR: Surety Bond	-91,861	-92,358 <td>0</td> <td>92,358</td> <td>92,358<td>0</td><td>92,358</td></td>	0	92,358	92,358 <td>0</td> <td>92,358</td>	0	92,358
MTA/ADM	MTA	ADM	ADM_SURETYBOND	581920-GF-HR: Surety Bond	22860	ADM Risk Management	10000	GF Work Order	10030074	ADM Surety Bond Program	0001	Surety Bond Operations	10002	Interdepartmental/Overhead	10002	Interdepartmental/Overhead	48640	Exp Rec FI Man Transp/AAO	163,717	184,713	0	184,713	184,713	0	184,713
MTA/ADM	MTA	ADM	ADM_SURETYBOND	581920-GF-HR: Surety Bond	227781	ADM Risk Management	10000	GF Work Order	10030074	ADM Surety Bond Program	0001	Surety Bond Operations	10002	Interdepartmental/Overhead	10002	Interdepartmental/Overhead	48640	Exp Rec FI Man Transp/AAO	163,717	184,713	0	184,713	184,713	0	184,713
PRT/ADM	PRT	ADM	ADM_SURETYBOND	581920-GF-HR: Surety Bond	22860	ADM Risk Management	10000	GF Work Order	10030074	ADM Surety Bond Program	0001	Surety Bond Operations	10002	Interdepartmental/Overhead	10002	Interdepartmental/Overhead	48630	Exp Rec FI Post Commission	87,679	88,154	0	88,154	88,154	0	88,154
PUC/ADM	PUC	ADM	ADM_SURETYBOND	581920-GF-HR: Surety Bond	197574	PRT/FA Administration	23860	PRT/FA Annual Account Cnt	10026768	PO Administration	0001	PO Administration	10000	Operating	10000	Operating	581920	GF-HR: Surety Bond	87,679	88,154	0	88,154	88,154	0	88,154
PUC/ADM	PUC	ADM	ADM_SURETYBOND	581920-GF-HR: Surety Bond	22860	ADM Risk Management	10000	GF Work Order	10030074	ADM Surety Bond Program	0001	Surety Bond Operations	10002	Interdepartmental/Overhead	10002	Interdepartmental/Overhead	48674	Exp Rec FI PUC (AAO)	459,295	461,784	0	461,784	461,784	0	461,784
PUC/ADM	PUC	ADM	ADM_SURETYBOND	581920-GF-HR: Surety Bond	276641	PUB/ASO Resource Mgmt	27180	PUC Operating Fund	10028778	UH Infrastructure	0006	Resource Management	10000	Operating	10000	Operating	581920	GF-HR: Surety Bond	-459,294	-461,784	0	461,784	461,784	0	461,784
REC/ADM	REC	ADM	ADM_SURETYBOND	581920-GF-HR: Surety Bond	22860	ADM Risk Management	10000	GF Work Order	10030074	ADM Surety Bond Program	0001	Surety Bond Operations	10002	Interdepartmental/Overhead	10002	Interdepartmental/Overhead	48630	Exp Rec FI Rec & Park (AAO)	91,856	92,354	0	92,354	92,354	0	92,354
REC/ADM	REC	ADM	ADM_SURETYBOND	581920-GF-HR: Surety Bond	262092	REC COO Administration	10000	REC COO Administration	10011339	RP Capital & Planning	0001	RP Capital Investment	10002	Interdepartmental/Overhead	10002	Interdepartmental/Overhead	581920	GF-HR: Surety Bond	91,856	92,354	0	92,354	92,354	0	92,354
ADM/CON	ADM	CON	CON/AUDIT	581130-GF-Con/Herat Audits	207445	ADM Capital Planning	15384	CPXCF CDF Cnt Regs/Rpt Stels	10037301	Cnt Reg Recovery Sten CPOs	0003	Cost of Insurance	21652	ADCP Critical Repairs	21652	ADCP Critical Repairs	581130	GF-Con/Herat Audits	-51,200	0	0	0	0	0	0
ADM/HRD	ADM	HRD	HRD/DIVERSITY/EQUALITY	581016-HR-Diversity Equity Inclusion	232029	HRD Workforce Development	10000	GF Annual Account Cnt	10028743	HR Workforce Development	0002	Diversity Equity Inclusion	10000	Operating	10000	Operating	486150	Exp Rec FI Admin (AAO)	24,251	24,864	0	24,864	24,864	0	24,864
ADM/HRD	ADM	HRD	HRD/DIVERSITY/EQUALITY	581016-HR-Diversity Equity Inclusion	207651	ADM Neighb. Beautification	10000	TI Continuing Authority Cnt	10020270	ADNB Neighborhood Beautifcatn	0001	CCO General Operations	19598	AD Neighborhood Beautification	16525	AD Neighborhood Beautification	581016	Diversity Equity Inclusion	-88	-49	0	49	49	0	49
ADM/HRD	ADM	HRD	HRD/DIVERSITY/EQUALITY	581016-HR-Diversity Equity Inclusion	207656	ADM Treasure Island Dev Auth	31920	TI Continuing Authority Cnt	10021292	ADTI Treasure Island Dev Auth	0001	TDA Operations	19599	AD Treasure Island Project	16525	AD Treasure Island Project	581016	Diversity Equity Inclusion	-362	-371	0	371	371	0	371
ADM/HRD	ADM	HRD	HRD/DIVERSITY/EQUALITY	581016-HR-Diversity Equity Inclusion	228656	ADM Recreation	10000	GF Annual Account Cnt	10030082	ADAD ADM Operations	0002	ADAD Operations	10000	Operating	10000	Operating	581016	Diversity Equity Inclusion	-13,003	-13,536	0	13,536	13,536	0	13,536
ADM/HRD	ADM	HRD	HRD/DIVERSITY/EQUALITY	581016-HR-Diversity Equity Inclusion	228675	ADM Real Estate Division	14300	SR Real Property	10031302	ADRE Real Estate Operations	0003	Real Estate Real Property Fund	17378	Real Estate Real Property Fund	17378	Real Estate Real Property Fund	581016	Diversity Equity Inclusion	-7,601	-7,601	0	7,601	7,601	0	7,601
ADM/HRD	ADM	HRD	HRD/DIVERSITY/EQUALITY	581016-HR-Diversity Equity Inclusion	228680	ADM ReproMail	28310	EOS REPRODUCTION FUND	10030098	ADRP Reprint/inal	0001	Reprint Operations	10000	Operating	10000	Operating	581016	Diversity Equity Inclusion	-542	-555	0	555	555	0	555
ADM/HRD	ADM	HRD	HRD/DIVERSITY/EQUALITY	581016-HR-Diversity Equity Inclusion	232178	ADM Fleet Management	27500	ECSCF CENTRAL SHOPS FUND	1001625	ADFM Fleet Management	0001	Fleet Management Operations	10000	Operating	10000	Operating	581016	Diversity Equity Inclusion	-2,463	-2,525	0	2,525	2,525	0	2,525
ADM/HRD	ADM	HRD	HRD/DIVERSITY/EQUALITY	581016-HR-Diversity Equity Inclusion	267664	ADM Grants For The Arts	11802	SR Culture & Rec Hotel Tax	10030078	ADGA Grants For The Arts	0001	Grants For The Arts	20451	Grants For The Arts	20451	Grants For The Arts	581016	Diversity Equity Inclusion	-122	-125	0	125	125	0	125
ADM/HRD	ADM	HRD	HRD/DIVERSITY/EQUALITY	581016-HR-Diversity Equity Inclusion	276641	ADM Convention Facilities Mgmt	11430	SR Conv Fac: Fd Operating	10030073	ADTE Convention Facilities	0001	Convention Operations	10000	Operating	10000	Operating	581016	Diversity Equity Inclusion	-98	-100	0	100	100	0	100
ADM/HRD	ADM	HRD	HRD/DIVERSITY/EQUALITY	581430-GF-HR-Equal Employment Opportu	220023	HRD Equal Employment Opportu	10000	GF Annual Account Cnt	10030742	HR Administration	10000	Operating	10000	Operating	10000	Operating	486150	Exp Rec FI Admin (AAO)	399,892	403,037	0	403,037	403,037	0	403,037
ADM/HRD	ADM	HRD	HRD/EEO	581430-GF-HR-Equal Employment Opportu	207651	ADM Neighb. Beautification	10000	TI Continuing Authority Cnt	10020270	ADNB Neighborhood Beautifcatn	0001	CCO General Operations	19598	AD Neighborhood Beautification	16520	AD Neighborhood Beautification	581430	GF-HR-Equal Employment Opportu	-82	-89	0	89	89	0	89
ADM/HRD	ADM	HRD	HRD/EEO	581430-GF-HR-Equal Employment Opportu	207655	ADM Treasure Island Dev Auth	31920	TI Continuing Authority Cnt	10021292	ADTI Treasure Island Dev Auth	0001	TDA Operations	19599	AD Treasure Island Project	16525	AD Treasure Island Project	581430	GF-HR-Equal Employment Opportu	-5,959	-6,008	0	6,008	6,008	0	6,008
ADM/HRD	ADM	HRD	HRD/EEO	581430-GF-HR-Equal Employment Opportu	228656	ADM Recreation	10000	GF Annual Account Cnt	10030082	ADAD ADM Operations	0002	ADAD Operations	10000	Operating	10000	Operating	581430	GF-HR-Equal Employment Opportu	0	0	0	0	0	0	0
ADM/HRD	ADM	HRD	HRD/EEO	581430-GF-HR-Equal Employment Opportu	228675	ADM Real Estate Division	14300	SR Real Property	10031302	ADRE Real Estate Operations	0003	Real Estate Real Property Fund	17378	Real Estate Real Property Fund	17378	Real Estate Real Property Fund	581430	GF-HR-Equal Employment Opportu	-217,630	-219,452	0	219,452	219,452	0	219,452
ADM/HRD	ADM	HRD	HRD/EEO	581430-GF-HR-Equal Employment Opportu	228680	ADM ReproMail	28310	EOS REPRODUCTION FUND	10030098	ADRP Reprint/inal	0001	Reprint Operations	10000	Operating	10000	Operating	581430	GF-HR-Equal Employment Opportu	-12,188	-123,209	0	123,209	123,209	0	123,209
ADM/HRD	ADM	HRD	HRD/EEO	581430-GF-HR-Equal Employment Opportu	232178	ADM Fleet Management	27500	ECSCF CENTRAL SHOPS FUND	1001625	ADFM Fleet Management	0001	Fleet Management Operations	10000	Operating	10000	Operating	581430	GF-HR-Equal Employment Opportu	4,907	5,202	0	5,202	5,202	0	5,202
ADM/HRD	ADM	HRD	HRD/EEO	581430-GF-HR-Equal Employment Opportu	232178	ADM Fleet Management	27500	ECSCF CENTRAL SHOPS FUND	1001625	ADFM Fleet Management	0001	Fleet Management Operations	10000	Operating	10000	Operating	581430	GF-HR-Equal Employment Opportu	-40,587	-40,927	0	40,927	40,927	0	40,927
ADM/HRD	ADM	HRD	HRD/EEO	581430-GF-HR-Equal Employment Opportu	267664	ADM Grants For The Arts	11802	SR Culture & Rec Hotel Tax	10030078	ADGA Grants For The Arts	0001	Grants For The Arts	20451	Grants For The Arts	20451	Grants For The Arts	581430	GF-HR-Equal Employment Opportu	-2,004	-2,021	0	2,021	2,021	0	2,021
ADM/HRD	ADM	HRD	HRD/EEO	581430-GF-HR-Equal Employment Opportu	276641	ADM Convention Facilities Mgmt	11430	SR Conv Fac: Fd Operating	10030073	ADTE Convention Facilities	0001	Convention Operations	10000	Operating	10000	Operating	581430	GF-HR-Equal Employment Opportu	-1,604	-1,618	0	1,618	1,618	0	1,618
ADM/HRD	ADM	HRD	HRD/EMPLOYEE RELATIONS	581480-GF-HR-Employee Relations	232024	HRD Employee Relations	10000	GF Annual Account Cnt	10028742	HR Administration	10000	Operating	10000	Operating	10000	Operating	486150	Exp Rec FI Admin (AAO)	135,011	139,062	0	139,062	139,062	0	139,062
ADM/HRD	ADM	HRD	HRD/EMPLOYEE RELATIONS	581480-GF-HR-Employee Relations	228656	ADM Recreation	10000	GF Annual Account Cnt	10030082	ADAD ADM Operations	0002	ADAD Operations	10000	Operating	10000	Operating	581480	GF-HR-Employee Relations	-139,062	-139,062	0	139,062	139,062	0	139,062
ADM/HRD	ADM	HRD	HRD/HR-MODERNIZATION	581015-HR-Modernization	207651	ADM Neighb. Beautification	10000	TI Continuing Authority Cnt	10020270	ADNB Neighborhood Beautifcatn	0001	CCO General Operations	19598	AD Neighborhood Beautification	16520	AD Neighborhood Beautification	581015	Human Resources Modernization	-139,062	-139,062	0	139,062	139,062	0	139,062
ADM/HRD	ADM	HRD	HRD/HR-MODERNIZATION	581015-HR-Modernization	207655	ADM Treasure Island Dev Auth	31920	TI Continuing Authority Cnt	10021292	ADTI Treasure Island Dev Auth	0001	TDA Operations	19599	AD Treasure Island Project	16525	AD Treasure Island Project	581015	Human Resources Modernization	-1,628	-1,364	0	1,364	1,364	0	1,364
ADM/HRD	ADM	HRD	HRD/HR-MODERNIZATION	581015-HR-Modernization	228656	ADM Recreation	10000	GF Annual Account Cnt	10030082	ADAD ADM Operations	0002	ADAD Operations	10000	Operating	10000	Operating	581015	Human Resources Modernization	-59,494	-49,824	0	49,824	49,824	0	49,824
ADM/HRD	ADM	HRD	HRD/HR-MODERNIZATION	581015-HR-Modernization	228675	ADM Real Estate Division	14300	SR Real Property	10031302	ADRE Real Estate Operations	0003	Real Estate Real Property Fund	17378	Real Estate Real Property Fund	17378	Real Estate Real Property Fund	581015	Human Resources Modernization	-33,401	-27,972	0	27,972	27,972	0	27,972
ADM/HRD	ADM	HRD	HRD/HR-MODERNIZATION	581015-HR-Modernization	228680	ADM ReproMail	28310	EOS REPRODUCTION FUND	10030098	ADRP Reprint/inal	0001	Reprint Operations	10000	Operating	10000	Operating	581015	Human Resources Modernization	-2,437	-2,041	0	2,041	2,041	0	2,041
ADM/HRD	ADM	HRD	HRD/HR-MODERNIZATION	581015-HR-Modernization	232178	ADM Fleet Management	27500	ECSCF CENTRAL SHOPS FUND	1001625	ADFM Fleet Management	0001	Fleet Management Operations	10000	Operating	10000	Operating	581015	Human Resources Modernization	-11,096	-9,292	0	9,292	9,292	0	9,292
ADM/HRD	ADM	HRD	HRD/HR-MODERNIZATION	581015-HR-Modernization	267664	ADM Grants For The Arts	11802	SR Culture & Rec Hotel Tax	10030078	ADGA Grants For The Arts	0001	Grants For The Arts	20451	Grants For The Arts	20451	Grants For The Arts	581015	Human Resources Modernization	-549	-480	0	480	480	0	480
ADM/HRD	ADM	HRD	HRD/HR-MODERNIZATION	581015-HR-Modernization	276641	ADM Convention Facilities Mgmt	11430	SR Conv Fac: Fd Operating	10030073	ADTE Convention Facilities	0001	Convention Operations	10000	Operating	10000	Operating	581015	Human Resources Modernization	-439	-368	0	368	368	0	368
ADM/HRD	ADM	HRD	HRD-WORKERS COMP/CLAIMS	581460-GF-HR-Workers Comp Claims	232027	HRD Workers Compensation	12460	HR Administration	10028742	HR Administration	10000	Operating	10000	Operating	10000	Operating	486300	Exp Rec FI Admin Svcs (AAO)	1,458,000	1,545,000	0	1,545,000	1,545,000	0	1,545,000
ADM/HRD	ADM	HRD	HRD-WORKERS COMP/CLAIMS	581460-GF-HR-Workers Comp Claims	228675	ADM Real Estate Division	14300	SR Real Property	10031302	ADRE Real Estate Operations	0003	Real Estate Real Property Fund	17378	Real Estate Real Property Fund	17378	Real Estate Real Property Fund	581460	GF-HR-Workers Comp Claims	-159,300	-165,600	0	165,600	165,600	0	165,600
ADM/HRD	ADM	HRD	HRD-WORKERS COMP/CLAIMS	581460-GF-HR-Workers Comp Claims	228675	ADM Real Estate Division	14300	SR Real Property	10031302	ADRE Real Estate Operations	0003	Real Estate Real Property Fund	17378	Real Estate Real Property Fund	17378	Real Estate Real Property Fund	581460	GF-HR-Workers Comp Claims	-159,300	-165,600	0	165,600	165,600	0	165,600
ADM/HRD	ADM	HRD	HRD-WORKERS COMP/CLAIMS	581460-GF-HR-Workers Comp Claims	232178	ADM Fleet Management	27500	ECSCF CENTRAL SHOPS FUND	1001625	ADFM Fleet Management	0001	Fleet Management Operations	10000	Operating	10000	Operating	581460	GF-HR-Workers Comp Claims	-853,000	-893,000	0	893,000	893,000	0	893,000
ADM/ADM	ADM	PUC	PUC/POWER	581051-GF-PUC Light Heat & Power	209650	HP/907 Light Heat & Power	24970	HP/907 Annual Account Cnt	10029992	UH Administration HHP	0025	General Power Administration	10000	Operating	10000	Operating	486030	Exp Rec FI Admin Svcs (AAO)	0	0	0	0	0	0	0
ADM/ADM	ADM	PUC	PUC/POWER	581051-GF-PUC Light Heat & Power	231621	HP/911 General Administration	24970	HP/911 Annual Account Cnt	10029982	UH Administration HHP	0006	General Power Administration	10000	Operating	10000	Operating	486030	Exp Rec FI Admin Svcs (AAO)	0	0	0	0	0	0	0
ADM/ADM	ADM	PUC	PUC/POWER	581051-GF-PUC Light Heat & Power	209650	HP/907 Light Heat & Power	24970	HP/907 Annual Account Cnt	10029992	UH Administration HHP	0025	General Power Administration	10000	Operating	10000	Operating	486030	Exp Rec FI Admin Svcs (AAO)	0	0	0	0	0	0	0
ADM/ADM	ADM	PUC	PUC/POWER	581051-GF-PUC Light Heat & Power	209650	HP/907 Light Heat & Power	24970	HP/907 Annual Account Cnt	10029992	UH Administration HHP	0025	General Power Administration	10000	Operating	10000	Operating	486030	Exp Rec FI Admin Svcs (AAO)	0	0	0	0			

ADM-TS	ADM	TS	TS-TECHCONTRACTS	581325-OT Enterprise Tech Contracts	210699	DT Adm ELA Pass-thru	28070	STF Annual Authority Cnt	10024810	DT INTERDEPARTMENTAL SERV	0018	EAs - Microsoft	17608	DI Work Order Projects	17608	DI Work Order Projects	486030	Exp Rec Ft Adm Svcs (A&O)	275,774	275,774	0	275,774	275,774	0	275,774
ADM-TS	ADM	TS	TS-TECHCONTRACTS	581325-OT Enterprise Tech Contracts	210699	DT Adm ELA Pass-thru	28070	STF Annual Authority Cnt	10024810	DT INTERDEPARTMENTAL SERV	0384	EAs - Dossign	17608	DI Work Order Projects	17608	DI Work Order Projects	486030	Exp Rec Ft Adm Svcs (A&O)	38,791	38,791	0	38,791	38,791	0	38,791
ADM-TS	ADM	TS	TS-TECHCONTRACTS	581325-OT Enterprise Tech Contracts	228856	ADM Administration	10000	GF Annual Account Cnt	10003082	ADAD ADM Operations	0001	ADM Operations	10000	Operating	10000	Operating	581325	DT Enterprise Tech Contracts	-29,827	-29,827	0	-29,827	-29,827	0	-29,827
ADM-TS	ADM	TS	TS-TECHCONTRACTS	581325-OT Enterprise Tech Contracts	228875	ADM Real Estate Division	14300	SR Real Property	1001302	ADRE Real Estate Operations	0023	Property Management	17378	Real Estate Real Property Fund	17378	Real Estate Real Property Fund	581325	DT Enterprise Tech Contracts	-317,560	-317,560	0	-317,560	-317,560	0	-317,560
ADM-TS	ADM	TS	TS-TECHNFRASSTRUCTURE	581210-DT Technology Infrastructure	232341	DT Adm Administration	28070	STF Annual Authority Cnt	10024777	DT DI Operating Master Project	0001	DT DI Operating Master Project	17582	DT DI Operating Master Project	17582	DT DI Operating Master Project	486030	Exp Rec Ft Adm Svcs (A&O)	3,123,945	3,123,945	0	3,123,945	3,123,945	0	3,123,945
ADM-TS	ADM	TS	TS-TECHNFRASSTRUCTURE	581210-DT Technology Infrastructure	207644	ADM 311 Customer Service Ctr	10000	GF Annual Account Cnt	10003071	AD3C 311 Cal Center	0001	311 Operations	10000	Operating	10000	Operating	581210	DT Technology Infrastructure	-1,346,518	-1,447,688	0	-1,447,688	-1,447,688	0	-1,447,688
ADM-TS	ADM	TS	TS-TECHNFRASSTRUCTURE	581210-DT Technology Infrastructure	207648	ADM County Clerk	10000	GF Annual Account Cnt	10003085	ADCC County Clerk	0001	County Clerk Operations	10000	Operating	10000	Operating	581210	DT Technology Infrastructure	-166,565	-179,080	0	-179,080	-179,080	0	-179,080
ADM-TS	ADM	TS	TS-TECHNFRASSTRUCTURE	581210-DT Technology Infrastructure	207655	ADM Treasure Island Dev Auth	31820	TI Continuing Authority Cnt	10001292	ADTI Treasure Island Dev Auth	0001	TDA Operations	18599	AD Treasure Island Project	18525	AD Treasure Island Project	581210	DT Technology Infrastructure	-65,831	-70,885	0	-70,885	-70,885	0	-70,885
ADM-TS	ADM	TS	TS-TECHNFRASSTRUCTURE	581210-DT Technology Infrastructure	208672	ADM Contract Monitoring	10060	GF Work Order	10003070	ADCM Contract Monitoring	0001	CMO Operations	10002	Interdepartmental-Overhead	10002	Interdepartmental-Overhead	581210	DT Technology Infrastructure	-162,325	-174,621	0	-174,621	-174,621	0	-174,621
ADM-TS	ADM	TS	TS-TECHNFRASSTRUCTURE	581210-DT Technology Infrastructure	228856	ADM Administration	10000	GF Annual Account Cnt	10003082	ADAD ADM Operations	0001	ADM Operations	10000	Operating	10000	Operating	581210	DT Technology Infrastructure	-188,931	-203,132	0	-203,132	-203,132	0	-203,132
ADM-TS	ADM	TS	TS-TECHNFRASSTRUCTURE	581210-DT Technology Infrastructure	228875	ADM Real Estate Division	14300	SR Real Property	1001302	ADRE Real Estate Operations	0004	Engineering Services	17378	Real Estate Real Property Fund	17378	Real Estate Real Property Fund	581210	DT Technology Infrastructure	87,446	-84,016	0	-84,016	-84,016	0	-84,016
ADM-TS	ADM	TS	TS-TECHNFRASSTRUCTURE	581210-DT Technology Infrastructure	228875	ADM Real Estate Division	14300	SR Real Property	1001302	ADRE Real Estate Operations	0007	City Hall	17378	Real Estate Real Property Fund	17378	Real Estate Real Property Fund	581210	DT Technology Infrastructure	-241,848	-260,019	0	-260,019	-260,019	0	-260,019
ADM-TS	ADM	TS	TS-TECHNFRASSTRUCTURE	581210-DT Technology Infrastructure	228875	ADM Real Estate Division	14300	SR Real Property	1001302	ADRE Real Estate Operations	0023	Property Management	17378	Real Estate Real Property Fund	17378	Real Estate Real Property Fund	581210	DT Technology Infrastructure	-62,830	-69,805	0	-69,805	-69,805	0	-69,805
ADM-TS	ADM	TS	TS-TECHNFRASSTRUCTURE	581210-DT Technology Infrastructure	228875	ADM Real Estate Division	14300	SR Real Property	1001302	ADRE Real Estate Operations	0043	Custodial Services	17378	Real Estate Real Property Fund	17378	Real Estate Real Property Fund	581210	DT Technology Infrastructure	-203,939	-219,262	0	-219,262	-219,262	0	-219,262
ADM-TS	ADM	TS	TS-TECHNFRASSTRUCTURE	581210-DT Technology Infrastructure	228880	ADM Requisition	28110	SDS REPRODUCTION FUND	10030388	ADRP Requisition	0001	Requisition Operations	10000	Operating	10000	Operating	581210	DT Technology Infrastructure	-194,680	-112,545	0	-112,545	-112,545	0	-112,545
ADM-TS	ADM	TS	TS-TECHNFRASSTRUCTURE	581210-DT Technology Infrastructure	232177	ADM OCA - Procurement	10000	GF Annual Account Cnt	10003069	ADCA Contract Administration	0001	OCA Operations	10000	Operating	10000	Operating	581210	DT Technology Infrastructure	0	0	0	0	0	0	0
ADM-TS	ADM	TS	TS-TECHNFRASSTRUCTURE	581210-DT Technology Infrastructure	232177	ADM OCA - Procurement	10060	GF Work Order	10003069	ADCA Contract Administration	0001	OCA Operations	10002	Interdepartmental-Overhead	10002	Interdepartmental-Overhead	581210	DT Technology Infrastructure	-111,838	-120,238	0	-120,238	-120,238	0	-120,238
ADM-TS	ADM	TS	TS-TECHNFRASSTRUCTURE	581210-DT Technology Infrastructure	232178	ADM Fleet Management	27500	ISCF CENTRAL SHOPS FUND	10001625	ADFM Fleet Management	0001	Fleet Management Operations	10000	Operating	10000	Operating	581210	DT Technology Infrastructure	-55,815	-60,009	0	-60,009	-60,009	0	-60,009
ADM-TS	ADM	TS	TS-TECHNFRASSTRUCTURE	581210-DT Technology Infrastructure	274643	ADM Animal Care And Control	10000	GF Annual Account Cnt	10003084	ADAC Animal Care & Control	0001	ACC Operations	10000	Operating	10000	Operating	581210	DT Technology Infrastructure	-32,319	-34,747	0	-34,747	-34,747	0	-34,747
ADM-TS	ADM	TS	TS-TECHNFRASSTRUCTURE	581210-DT Technology Infrastructure	284641	ADM Medical Examiner	10000	GF Annual Account Cnt	10001624	ADME Medical Examiner	0001	Medical Examiner Operations	10000	Operating	10000	Operating	581210	DT Technology Infrastructure	-44,644	-47,999	0	-47,999	-47,999	0	-47,999
ADM-TS	ADM	TS	TS-TELECOMSVCS	581360-DT Telecommunications Services	207917	DT Adm Telephone Billing	28110	STF ADW PROJECT CONTROLLED	10024777	DT DI Operating Master Project	0001	DT Operating Master Project	18060	Operating	10000	Operating	486030	Exp Rec Ft Adm Svcs (A&O)	606,041	598,168	0	598,168	598,168	0	598,168
ADM-TS	ADM	TS	TS-TELECOMSVCS	581360-DT Telecommunications Services	207644	ADM 311 Customer Service Ctr	10000	GF Annual Account Cnt	10003071	AD3C 311 Cal Center	0001	311 Operations	10000	Operating	10000	Operating	581360	DT Telecommunications Services	-202,259	-199,631	0	-199,631	-199,631	0	-199,631
ADM-TS	ADM	TS	TS-TELECOMSVCS	581360-DT Telecommunications Services	207648	ADM County Clerk	10000	GF Annual Account Cnt	10003085	ADCC County Clerk	0001	County Clerk Operations	10000	Operating	10000	Operating	581360	DT Telecommunications Services	-15,388	-15,198	0	-15,198	-15,198	0	-15,198
ADM-TS	ADM	TS	TS-TELECOMSVCS	581360-DT Telecommunications Services	207649	ADM Disability Access	10000	GF Annual Account Cnt	10003090	ADDA Disability Access	0001	Disability Access Operations	10000	Operating	10000	Operating	581360	DT Telecommunications Services	-7,118	-7,026	0	-7,026	-7,026	0	-7,026
ADM-TS	ADM	TS	TS-TELECOMSVCS	581360-DT Telecommunications Services	207650	ADM Immigrant and Language Svc	10010	GF Annual Authority Cnt	10001300	ADCE Community Ambassadors	0001	Community Ambassador Prog	18902	Community Ambassador Program	18902	Community Ambassador Program	581360	DT Telecommunications Services	-25,033	-24,708	0	-24,708	-24,708	0	-24,708
ADM-TS	ADM	TS	TS-TELECOMSVCS	581360-DT Telecommunications Services	207655	ADM Treasure Island Dev Auth	31820	TI Continuing Authority Cnt	10001292	ADTI Treasure Island Dev Auth	0001	TDA Operations	18599	AD Treasure Island Project	18525	AD Treasure Island Project	581360	DT Telecommunications Services	-20,488	-20,222	0	-20,222	-20,222	0	-20,222
ADM-TS	ADM	TS	TS-TELECOMSVCS	581360-DT Telecommunications Services	208672	ADM Contract Monitoring	10060	GF Work Order	10003070	ADCM Contract Monitoring	0001	CMO Operations	10002	Interdepartmental-Overhead	10002	Interdepartmental-Overhead	581360	DT Telecommunications Services	-20,835	-20,564	0	-20,564	-20,564	0	-20,564
ADM-TS	ADM	TS	TS-TELECOMSVCS	581360-DT Telecommunications Services	228856	ADM Administration	10000	GF Annual Account Cnt	10003082	ADAD GSA Human Resources	0001	GS&H Operations	10000	Operating	10000	Operating	581360	DT Telecommunications Services	-2,826	-2,888	0	-2,888	-2,888	0	-2,888
ADM-TS	ADM	TS	TS-TELECOMSVCS	581360-DT Telecommunications Services	228856	ADM Administration	10000	GF Annual Account Cnt	10003082	ADAD ADM Operations	0001	ADM Operations	10000	Operating	10000	Operating	581360	DT Telecommunications Services	-30,105	-29,714	0	-29,714	-29,714	0	-29,714
ADM-TS	ADM	TS	TS-TELECOMSVCS	581360-DT Telecommunications Services	228875	ADM Real Estate Division	14300	SR Real Property	1001302	ADRE Real Estate Operations	0004	Engineering Services	17378	Real Estate Real Property Fund	17378	Real Estate Real Property Fund	581360	DT Telecommunications Services	-23,947	-23,636	0	-23,636	-23,636	0	-23,636
ADM-TS	ADM	TS	TS-TELECOMSVCS	581360-DT Telecommunications Services	228875	ADM Real Estate Division	14300	SR Real Property	1001302	ADRE Real Estate Operations	0007	City Hall	17378	Real Estate Real Property Fund	17378	Real Estate Real Property Fund	581360	DT Telecommunications Services	-19,402	-19,150	0	-19,150	-19,150	0	-19,150
ADM-TS	ADM	TS	TS-TELECOMSVCS	581360-DT Telecommunications Services	228875	ADM Real Estate Division	14300	SR Real Property	1001302	ADRE Real Estate Operations	0010	25 Van Ness Building	17378	Real Estate Real Property Fund	17378	Real Estate Real Property Fund	581360	DT Telecommunications Services	-7,105	-7,062	0	-7,062	-7,062	0	-7,062
ADM-TS	ADM	TS	TS-TELECOMSVCS	581360-DT Telecommunications Services	228875	ADM Real Estate Division	14300	SR Real Property	1001302	ADRE Real Estate Operations	0023	Property Management	17378	Real Estate Real Property Fund	17378	Real Estate Real Property Fund	581360	DT Telecommunications Services	-53,318	-53,825	0	-53,825	-53,825	0	-53,825
ADM-TS	ADM	TS	TS-TELECOMSVCS	581360-DT Telecommunications Services	228875	ADM Real Estate Division	14300	SR Real Property	1001302	ADRE Real Estate Operations	0043	Custodial Services	17378	Real Estate Real Property Fund	17378	Real Estate Real Property Fund	581360	DT Telecommunications Services	-55,845	-55,120	0	-55,120	-55,120	0	-55,120
ADM-TS	ADM	TS	TS-TELECOMSVCS	581360-DT Telecommunications Services	232177	ADM OCA - Procurement	10000	GF Annual Account Cnt	10003069	ADCA Contract Administration	0001	OCA Operations	10000	Operating	10000	Operating	581360	DT Telecommunications Services	0	0	0	0	0	0	0
ADM-TS	ADM	TS	TS-TELECOMSVCS	581360-DT Telecommunications Services	232177	ADM OCA - Procurement	10060	GF Work Order	10003069	ADCA Contract Administration	0001	OCA Operations	10002	Interdepartmental-Overhead	10002	Interdepartmental-Overhead	581360	DT Telecommunications Services	-16,688	-16,471	0	-16,471	-16,471	0	-16,471
ADM-TS	ADM	TS	TS-TELECOMSVCS	581360-DT Telecommunications Services	232178	ADM Fleet Management	27500	ISCF CENTRAL SHOPS FUND	10001625	ADFM Fleet Management	0001	Fleet Management Operations	10000	Operating	10000	Operating	581360	DT Telecommunications Services	-42,565	-42,012	0	-42,012	-42,012	0	-42,012
ADM-TS	ADM	TS	TS-TELECOMSVCS	581360-DT Telecommunications Services	274643	ADM Animal Care And Control	10000	GF Annual Account Cnt	10003084	ADAC Animal Care & Control	0001	ACC Operations	10000	Operating	10000	Operating	581360	DT Telecommunications Services	-43,185	-42,624	0	-42,624	-42,624	0	-42,624
ADM-TS	ADM	TS	TS-TELECOMSVCS	581360-DT Telecommunications Services	284641	ADM Medical Examiner	10000	GF Annual Account Cnt	10001624	ADME Medical Examiner	0001	Medical Examiner Operations	10000	Operating	10000	Operating	581360	DT Telecommunications Services	-19,184	-18,935	0	-18,935	-18,935	0	-18,935
ADM-TS	ADM	TS	TS-TELECOMSVCS	581360-DT Telecommunications Services	286446	ADM Entertainment Commission	10010	GF Annual Authority Cnt	10003087	ADCE Entertainment Commission	0001	Entertainment Comm Operations	16519	Entertainment Commission Fund	16519	Entertainment Commission Fund	581360	DT Telecommunications Services	-990	-982	0	-982	-982	0	-982