

Census Tract 176.02, San Francisco, CA

Census Tract in: [San Francisco, CA](#), [San Francisco County, CA](#), [California, United States](#)

3,218

Population

0.1 square miles

30,504.5 people per square mile

Census data: ACS 2021 5-year unless noted

Find data for this place

Search by table or column name...

Hover for margins of error and contextual data.

Demographics

† Margin of error is at least 10 percent of the total value. Take care with this statistic.

Age

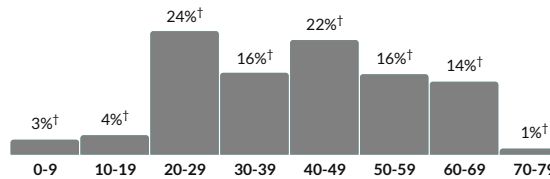
41.4

Median age

about 10 percent higher than the figure in San Francisco: 38.7

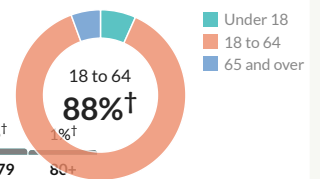
about 10 percent higher than the figure in San Francisco County: 38.7

Population by age range



Show data / Embed

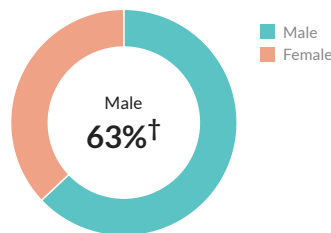
Population by age category



Show data / Embed

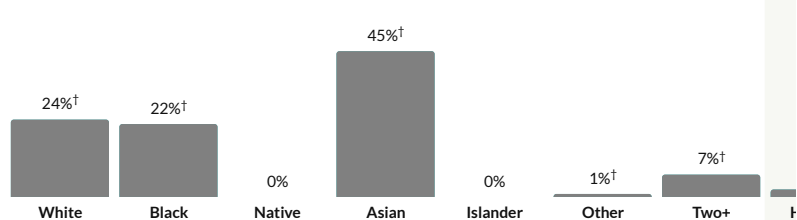
† Margin of error is at least 10 percent of the total value. Take care with this statistic.

Sex



Show data / Embed

Race & Ethnicity



* Hispanic includes respondents of any race. Other categories are non-Hispanic.

Show data / Embed

Economics

Income

† Margin of error is at least 10 percent of the total value. Take care with this statistic.

\$44,795

Per capita income

about three-fifths of the amount in San Francisco: \$77,267

about three-fifths of the amount in San Francisco County: \$77,267

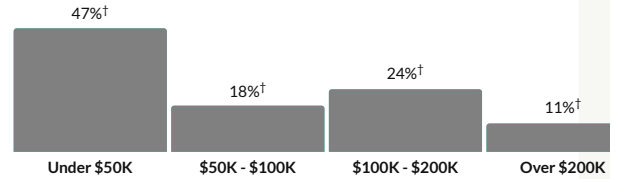
\$52,668

Median household income

about two-fifths of the amount in San Francisco: \$126,187

about two-fifths of the amount in San Francisco County: \$126,187

Household income



[Show data / Embed](#)

† Margin of error is at least 10 percent of the total value. Take care with this statistic.

Poverty

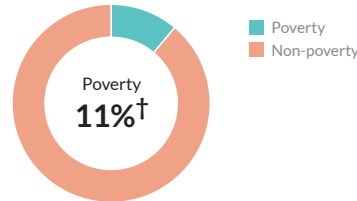
16.4%

Persons below poverty line

about 1.5 times the rate in San Francisco: 10.3%

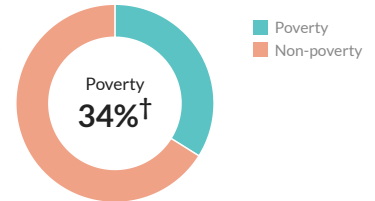
about 1.5 times the rate in San Francisco County: 10.3%

Children (Under 18)



[Show data / Embed](#)

Seniors (65 and over)



[Show data / Embed](#)

† Margin of error is at least 10 percent of the total value. Take care with this statistic.

Transportation to work

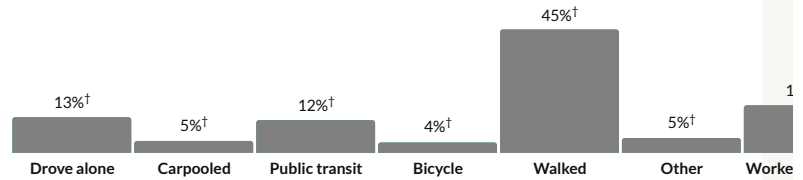
24.3 minutes

Mean travel time to work

about three-quarters of the figure in San Francisco: 32.8

about three-quarters of the figure in San Francisco County: 32.8

Means of transportation to work



* Universe: Workers 16 years and over

[Show data / Embed](#)

Families

† Margin of error is at least 10 percent of the total value. Take care with this statistic.

Households

1,643

Number of households

San Francisco: 361,222

San Francisco County: 361,222

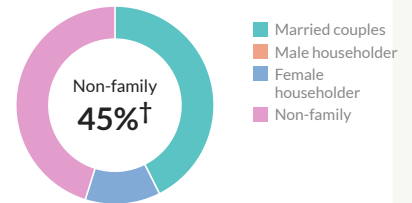
1.9

Persons per household

about 80 percent of the figure in San Francisco: 2.3

about 80 percent of the figure in San Francisco County: 2.3

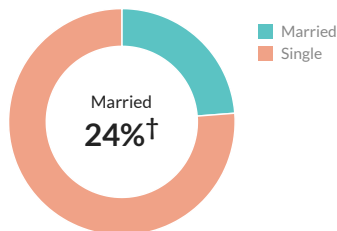
Population by household type



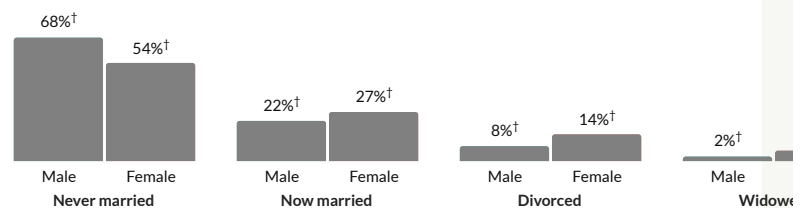
[Show data / Embed](#)

† Margin of error is at least 10 percent of the total value. Take care with this statistic.

Marital status



Marital status, by sex



* Universe: Population 15 years and over
[Show data / Embed](#)

[Show data / Embed](#)

Fertility

N/A

Women 15-50 who gave birth during past year

Women who gave birth during past year, by age group



* Universe: Women 15 to 50 years

[Show data / Embed](#)

Housing

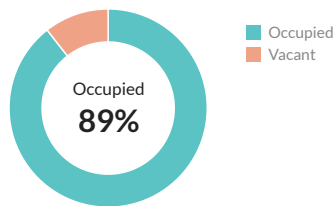
Units & Occupancy

1,837

Number of housing units

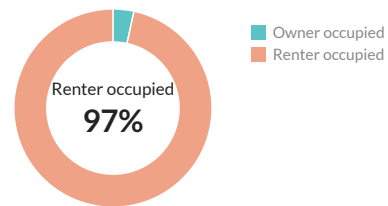
San Francisco: 404,720
San Francisco County: 404,720

Occupied vs. Vacant



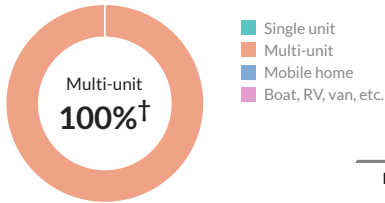
[Show data / Embed](#)

Ownership of occupied units



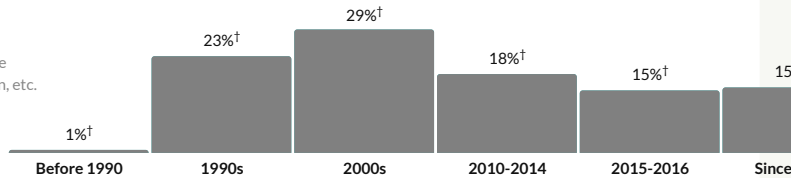
[Show data / Embed](#)

Types of structure



[Show data / Embed](#)

Year moved in, by percentage of population



[Show data / Embed](#)

Value

N/A

Median value of owner-occupied housing units

Value of owner-occupied housing units



[Show data / Embed](#)

† Margin of error is at least 10 percent of the total value. Take care with this statistic.

Geographical mobility

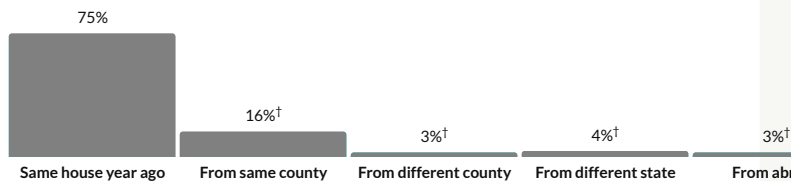
24.5%

Moved since previous year

about 1.5 times the rate in San Francisco: 15.5%

about 1.5 times the rate in San Francisco County: 15.5%

Population migration since previous year



† Margin of error is at least 10 percent of the total value. Take care with this statistic.

[Show data / Embed](#)

Social

† Margin of error is at least 10 percent of the total value. Take care with this statistic.

Educational attainment

85.8%

High school grad or higher

a little less than the rate in San Francisco: 88.8%

a little less than the rate in San Francisco County: 88.8%

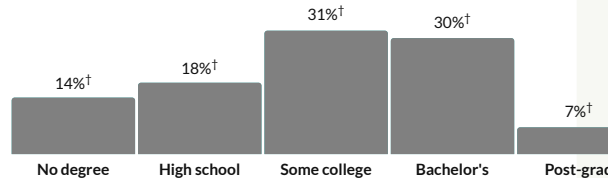
36.4%

Bachelor's degree or higher

about three-fifths of the rate in San Francisco: 59.5%

about three-fifths of the rate in San Francisco County: 59.5%

Population by highest level of education



* Universe: Population 25 years and over

[Show data / Embed](#)

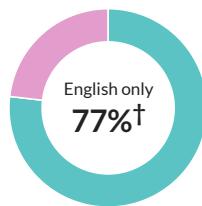
† Margin of error is at least 10 percent of the total value. Take care with this statistic.

Language

N/A

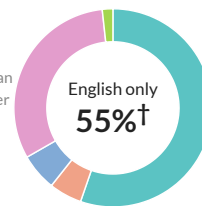
Persons with language other than English spoken at home

Language at home, children 5-17



[Show data / Embed](#)

Language at home, adults 18+



[Show data / Embed](#)

† Margin of error is at least 10 percent of the total value. Take care with this statistic.

Place of birth


36.1%

Foreign-born population

a little higher than the rate in San Francisco: 34.1%

a little higher than the rate in San Francisco County: 34.1%

Place of birth for foreign-born population



[Show data / Embed](#)

† Margin of error is at least 10 percent of the total value. Take care with this statistic.

Veteran status

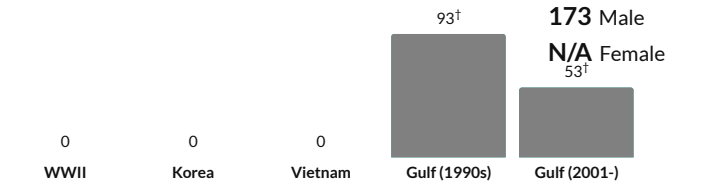
5.8%

Population with veteran status

more than double the rate in San Francisco: 2.8%

more than double the rate in San Francisco County: 2.8%

Veterans by wartime service





* Civilian veterans who served during wartime only


[Show data / Embed](#)


Hover for margins of error and contextual data.


Citation: U.S. Census Bureau (2021). *American Community Survey 5-year estimates*. Retrieved from *Census Reporter Profile page for Census Tract 176.02, San Francisco, CA* <<http://censusreporter.org/profiles/14000US06075017602-census-tract-17602-san-francisco-ca/>>

 [Learn about the Census](#)

 [Census terms & definitions](#)

 [Help & feedback](#)

 [About Census Reporter](#)

 [@CensusReporter](#)

 [Census Reporter on GitHub](#)

Census Reporter is a free, open-source project. [Your donations](#) help us add new data to the site and keep it running.