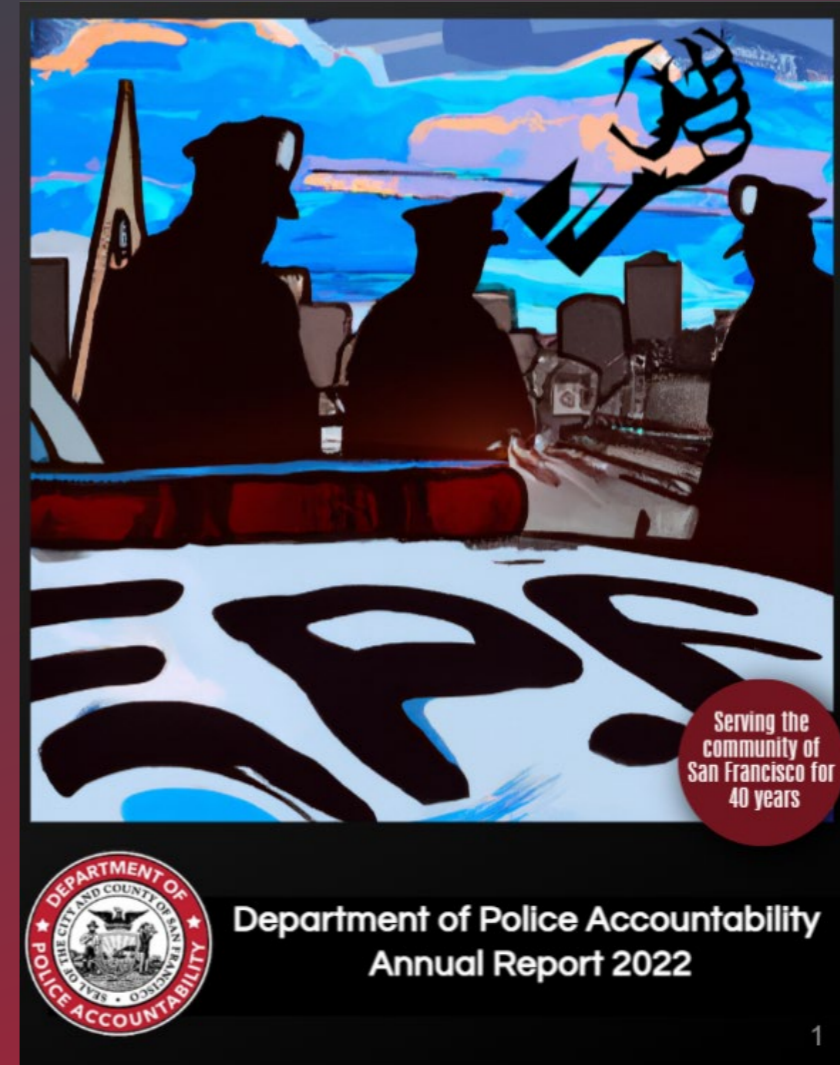


# DPA 2022 Annual Report



# 2022 at a Glance



13%

Sustained Rate

*8% above the  
National Average of  
4%*

48,046

SB1421  
Cumulative Pages  
Released

720

Closed Complaints

704

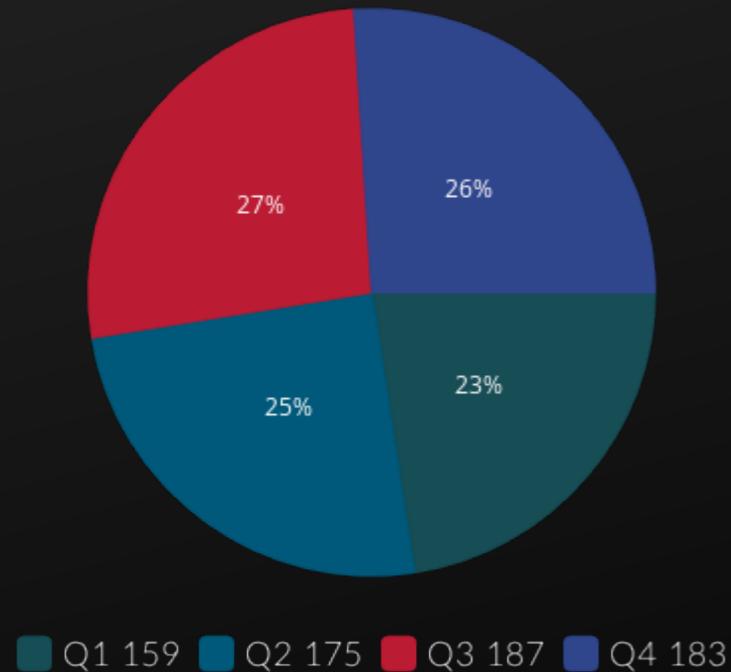
New Complaints

92

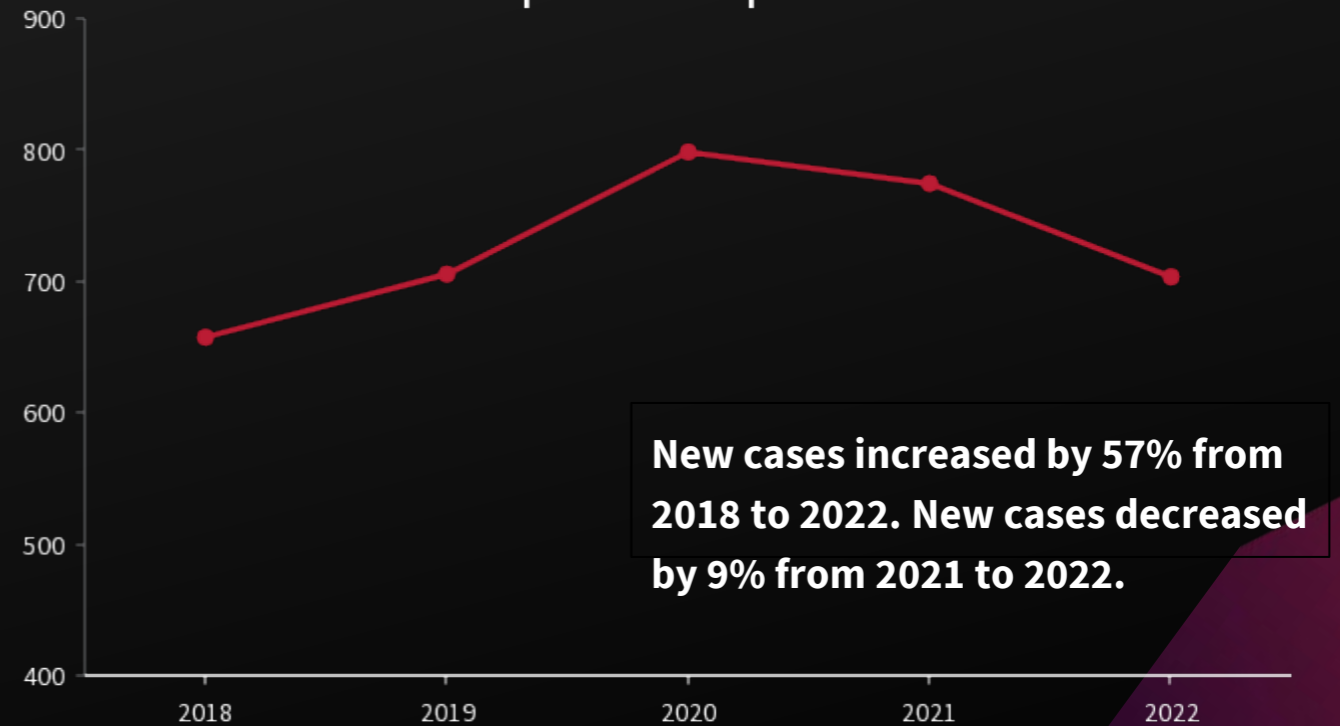
Evidence-Based  
Policy Recommendations

# Cases Opened in 2022

### 3 Year Comparison of Cases Opened by Quarter

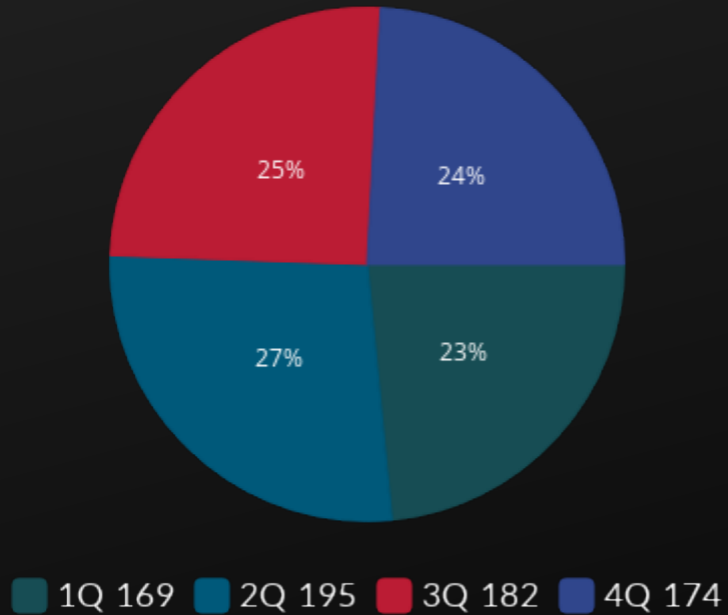


### 5 Year Comparison of Opened Cases

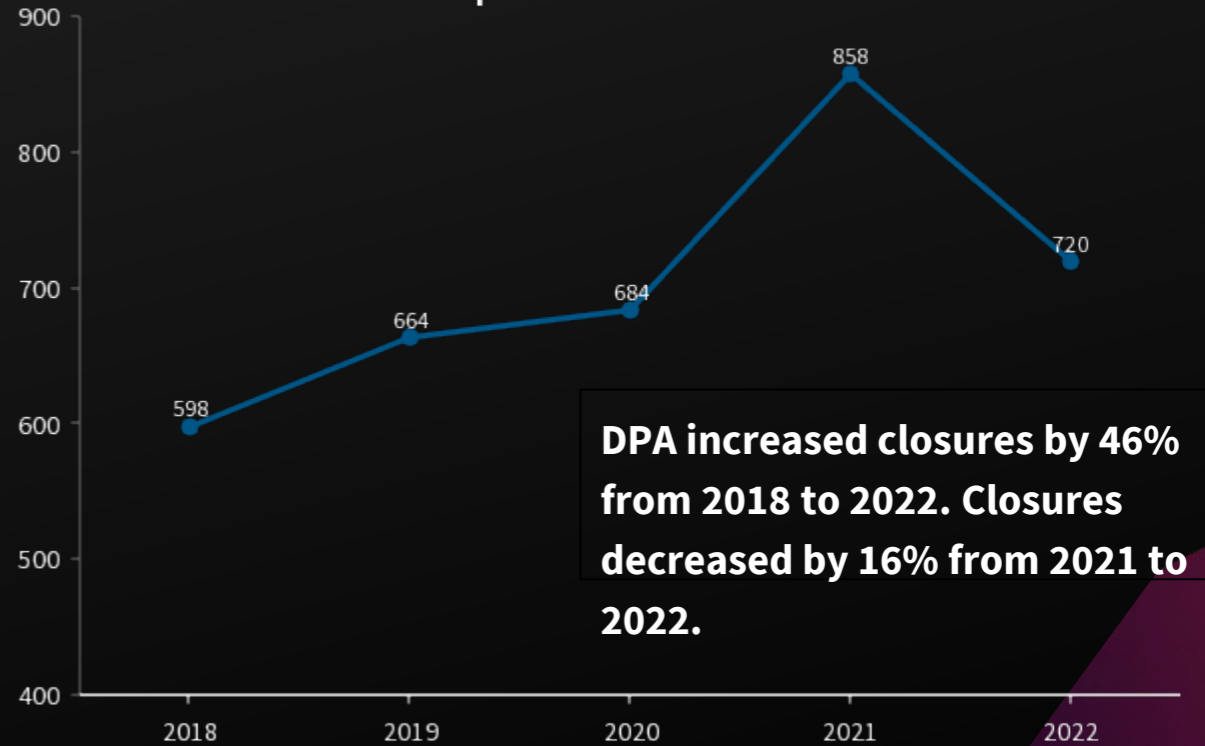


# Cases Closed in 2022

### Cases Closed by Quarter



### 5 Year Comparison of Cases Closed



**DPA increased closures by 46% from 2018 to 2022. Closures decreased by 16% from 2021 to 2022.**



# Demographics

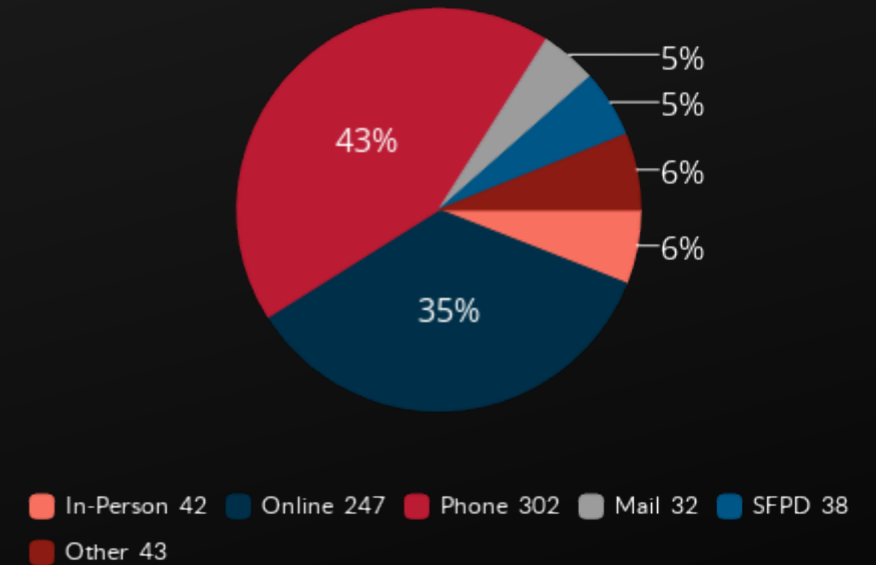
Race/Ethnicity	#	%
Asian	79	11%
Black or African American	114	16%
Hispanic or Latinx	66	9%
White	160	23%
Other	58	8%
Declined to State	227	32%
<b>Total</b>	<b>704</b>	<b>100.00%</b>

Age	#	%
1-13 (by an adult)	0	0%
14-16	0	0.0%
17-19	0	0.0%
20-30	54	8%
31-40	153	22%
41-50	119	17%
51-60	105	15%
61-70	50	7%
71-80	21	3%
Over 80	4	1%
Declined to State	198	28%
<b>Grand Total</b>	<b>704</b>	<b>100%</b>

Complainants	#	%
Complainants	700	99%
Anonymous Complainants	4	1%
<b>Total</b>	<b>704</b>	<b>100%</b>

Gender	#	%
Female	216	31%
Male	293	42%
Genderqueer / Gender Non-binary	4	1%
Transgender	8	1%
Declined to State	183	26%
<b>Grand Total</b>	<b>704</b>	<b>100.00%</b>

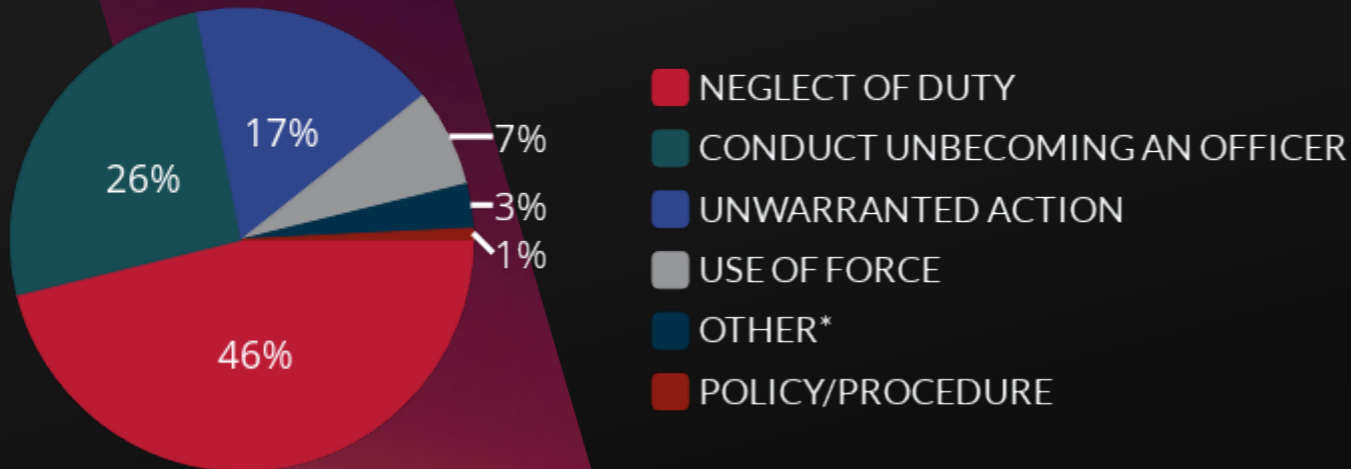
## How Complaints were Received



**Most (99%) of the Complaints provided some type of demographic data. Most Complaints were received by either phone (43%) or Online (35%).**

# Case Findings

Allegations by Type  
Total = 2,487

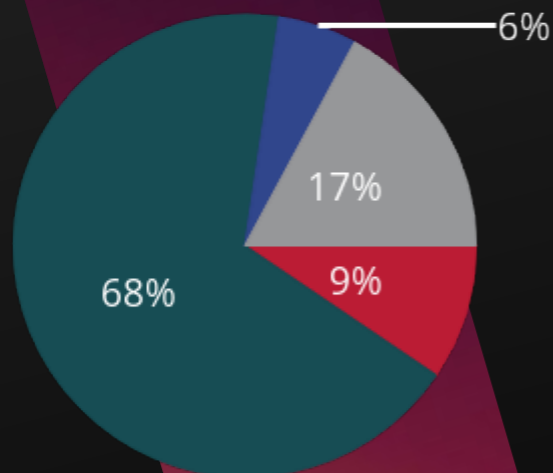


In 2022 DPA made findings in 720 Cases, totaling 2,487 Allegations. The most common allegations were Neglect of Duty, Conduct Unbecoming an Officer, and Unwarranted Action, which made up 89% of all allegations.



# Improper Findings

Allegations by Type  
Total = 2,487



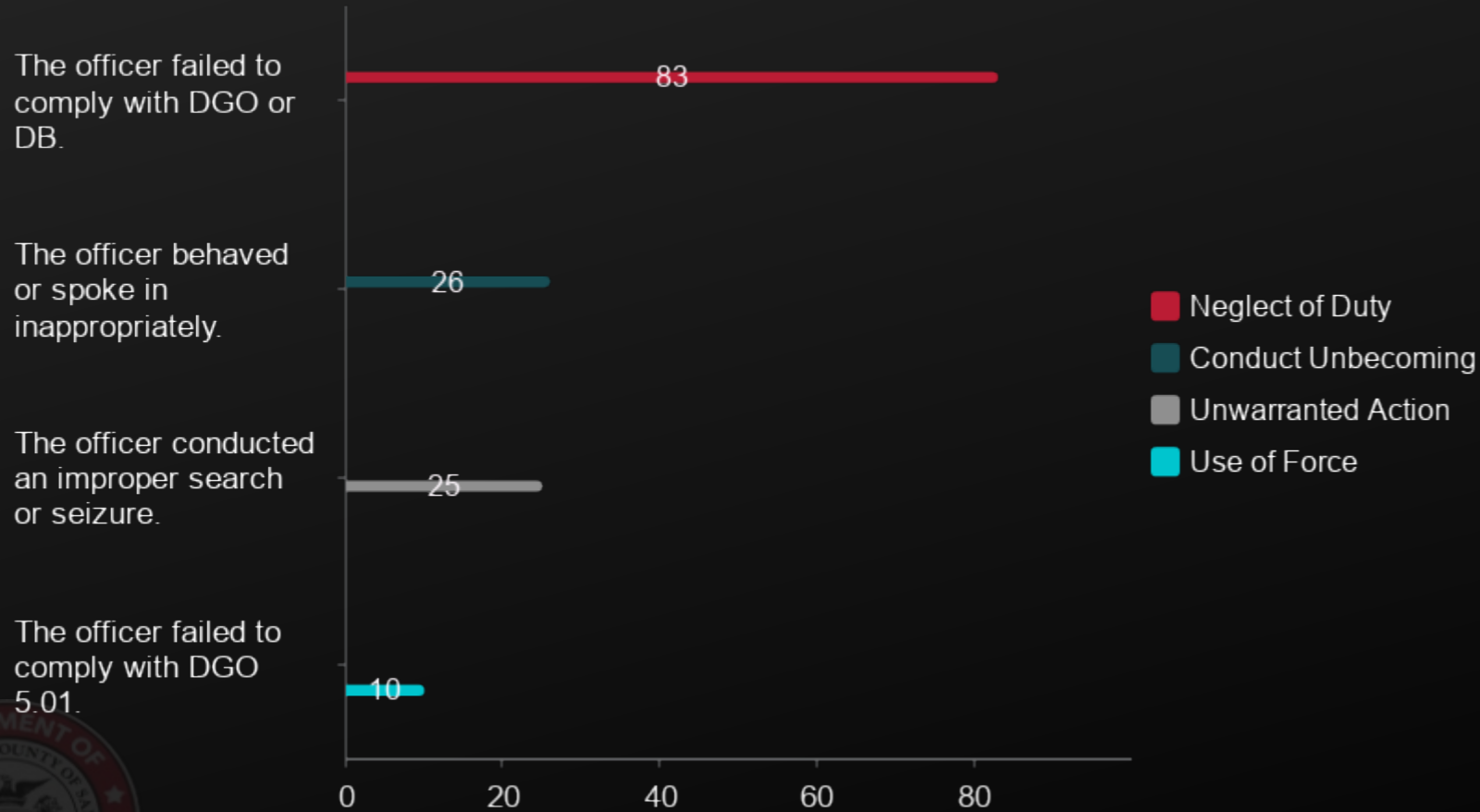
- Conduct Unbecoming an Officer
- Neglect of Duty
- Unnecessary Force
- Unwarranted Action

**In 2022, DPA found Improper Conduct (Sustained) in 131 Allegations (Total of 63 Cases). The most common allegations were neglect of duty and conduct unbecoming an officer.**




# Cases Closed in 2022

## Top Improper Conduct Allegation Subtypes



**In 2022, DPA found the top Improper Conduct (Sustained) allegation subtype was Neglect of Duty - The officer failed to comply with a Department General Order or Bulletin (83 Improper conduct allegations). The second highest is Conduct Unbecoming - The officer behaved or spoke inappropriately (26).**

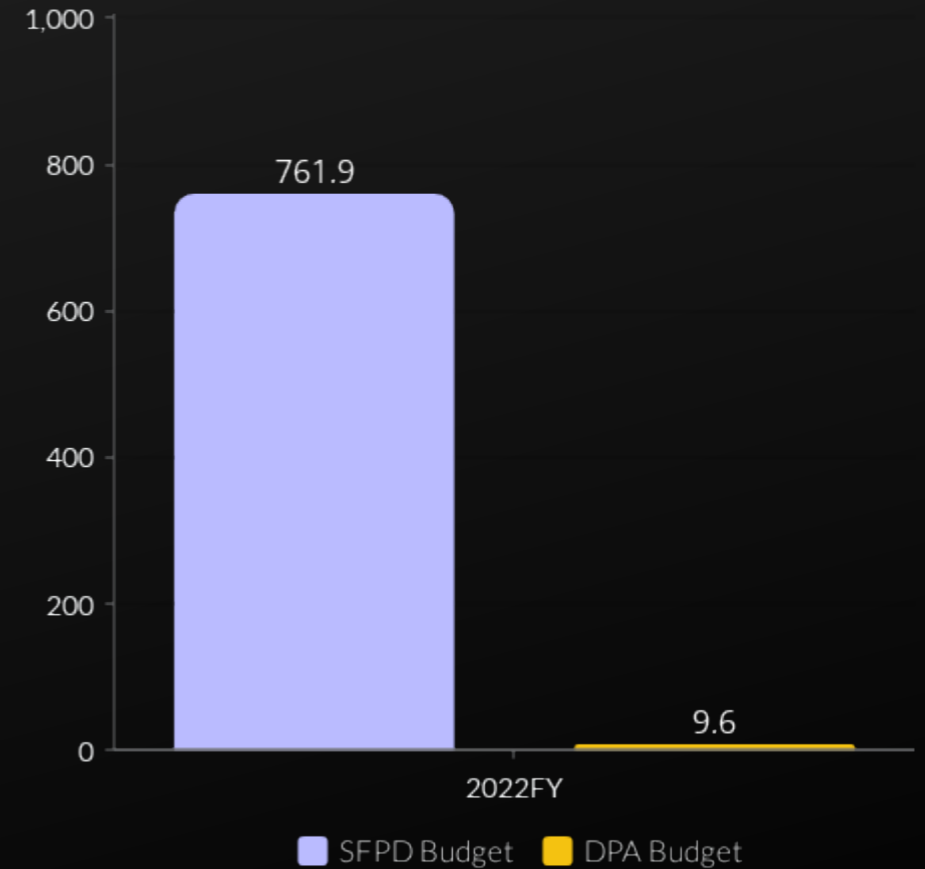




# Budget Highlights

- DPA budget continues to decrease
- Focusing on Charter mandates - OIS, Audits & investigations
- Impact reporting and staffing. & cybersecurity
- Delays in Audits and investigations

DPA vs SFPD Budget  
FY22-23



# Audit Highlights

DPA issued the Key Issue Report: Public Reporting on Officer Misconduct and Discipline. The report detailed SFPD's failure to publish required officer misconduct information, which weakens transparency and oversight.

DPA and the Office of the Controller assessed SFPD's implementation of recommendations made in the audit report titled, "The Police Department Needs Clearer Guidance and More Proactive Governance for Better Use-of-Force Data Collection and Reporting."

- 10 of the 37 recommendations remain open, including those for SFPD to formalize its processes for reviewing use-of-force incident reports and data to inform training, publish use-of-force data through the City's open data portal, and comply with the reporting requirements in its use of force policy.

Mandate	Reporting Requirement	SFPD Compliance
<b>Administrative Code Chapter 96</b>	Status of <b>DPA-sustained allegations</b> sent to SFPD for the Chief of Police's discipline determination ( <i>monthly</i> )	✘
<b>Police Commission Resolution 97-04</b>	Number and type of <b>Internal Affairs investigations opened or closed</b> in the period ( <i>quarterly</i> )	✘
	Status of <b>Internal Affairs-sustained allegations</b> with and without the Chief's discipline determination ( <i>monthly</i> )	⚡
<b>SFPD Internal Affairs Division Unit Order 18-02</b>	Results of SFPD's <b>biased electronic communications monitoring program</b> ( <i>quarterly, annually</i> )	⚡

✔ Fully complies   ⚡ Partially complies   ✘ Does not comply



# Policy Highlights

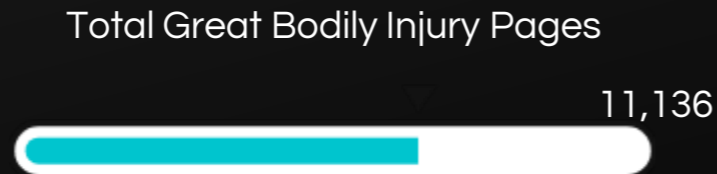
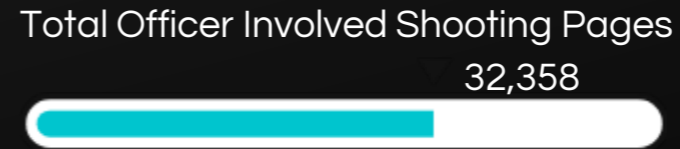
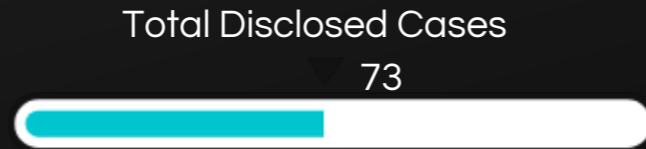
- DPA researched and provided recommendations to SFPD on 18 existing DGOs and made more than 92 policy recommendations to SFPD.
- Collaborated with SFPD's Crisis Intervention Team (CIT) to create a Disengagement Policy.
- Collaborated with SFPD's Force Tactics Field Options (FTFO) Unit and recommended that SFPD adopt a foot pursuit policy to increase public and officer safety and reduce the use of force associated with foot pursuits.
- Participated in the Police Commission's working group on DGO 9.07 and made significant recommendations for curtailing the use of pretexting stops to reduce racial disparities in traffic stops.

	DGO	No. of DPA Recommendations	Date
1	2.03 – Drug Use by Members	2	8/2/22
2	2.07 – Disciplinary Process for Sworn Members	7	8/30/22
3	2.09 – Social Media	5	11/16/22
4	3.12 – Dept. Training Plan	2	10/17/22
5	5.01 – Use of Force	11	7/25/22 – to SFPD FTFO Unit
6	5.07 – Rights of Onlookers	Jointly drafted with SFPD	Multiple dates in Q3 and Q4
7	5.08 – Non-Uniformed Officers	6	10/7/22
8	5.16 – Search Warrants	6	10/24/22
9	5.18 – Transporting Prisoners	10	Via Q2 working group
10	5.24 – Disengagement Policy (new)	28	4/18/22
11	6.02 – Crime Scene	2	4/29/22
12	6.05 – Death Cases	9	4/29/22
13	6.14 – Psychological Evaluation of Adults	2	9/28/22
14	7.04 – Children of Arrested Parents	13	7/11/22
15	8.01 – Critical Incidents	1	9/12/22
16	8.04 – Crisis Intervention Response Team	8	9/19/22 and 9/26/22
17	8.10 – First Amendment Activities	4	11/3/22
18	9.01/9.07 – Curtailing Pretext Stops	6	4/29/23 to Commission via Sparks report
19	9.02 – Vehicle Collisions	2	8/3/22



# SB 1421 Highlights

In 2022, DPA released 21 separate cases totaling 12,180 pages of redacted documents and 4,614 minutes of audio and video files. The cumulative total of 73 disclosed cases and a total of 48,046 pages.



# Law and Justice Reform Fellowship Program

DPA hosted 17 interns and two legal fellows. These Cohort were primarily comprised of law students. Half of the Summer Cohort were law students, while the other half were current college students and rising incoming college freshmen.



**24 Hours**  
of research

**26 Hours**  
of investigative  
interviews  
Summarized

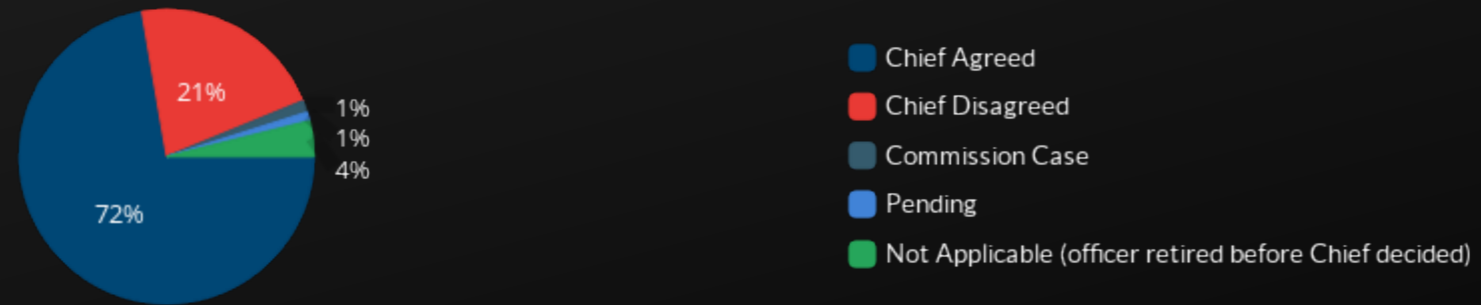
**50%**  
Women



# Discipline Study


DPA analyzed disciplinary outcomes for improper conduct (sustained cases) sent to the Chief of Police from October 2019 through the end of 2022. The study analyzed 307 Officers, 184 Cases, and 424 Allegations.

Did the Chief of Police agree with DPA's Improper Conduct Finding?



## The Results

- DPA found that the Chief of Police agreed with 72% of DPA's Improper Conduct findings and disciplined officers 31% of the time.
- Discipline imposed by the Chief of Police followed DPA's recommendation 42% of the time. 15% percent of the officers received lower-level discipline, and 9% received higher-level discipline, 8% of officers resigned or retired before being disciplined.
- 1% of DPA's improper conduct cases were Commission-level cases in which DPA recommended more than ten days' suspension.



# THANK YOU!

