



Chief's Report:

Operations & Transformation Updates

AGENDA ITEM 6

CHIEF KATHERINE W. MILLER

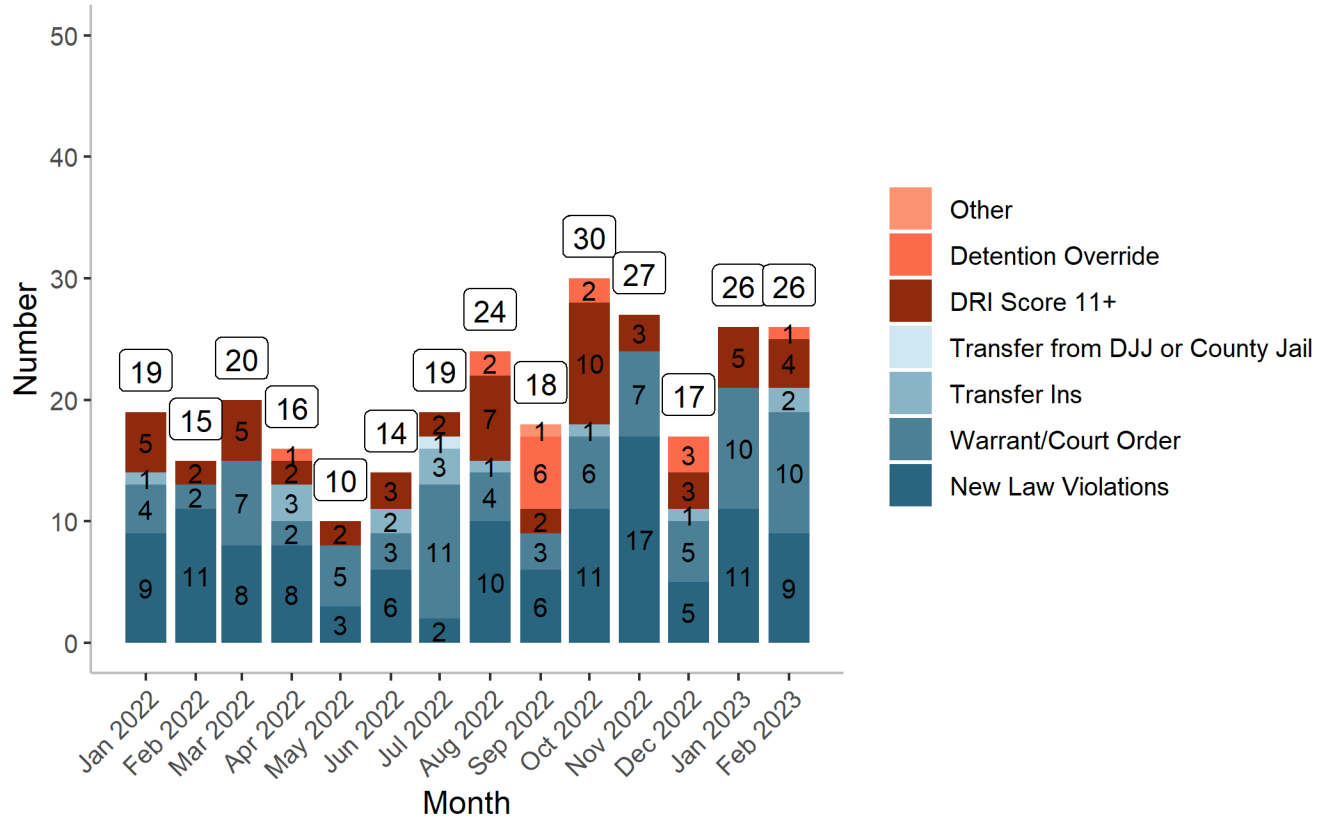
NOVEMBER 8, 2023

Monthly Data Report Highlights

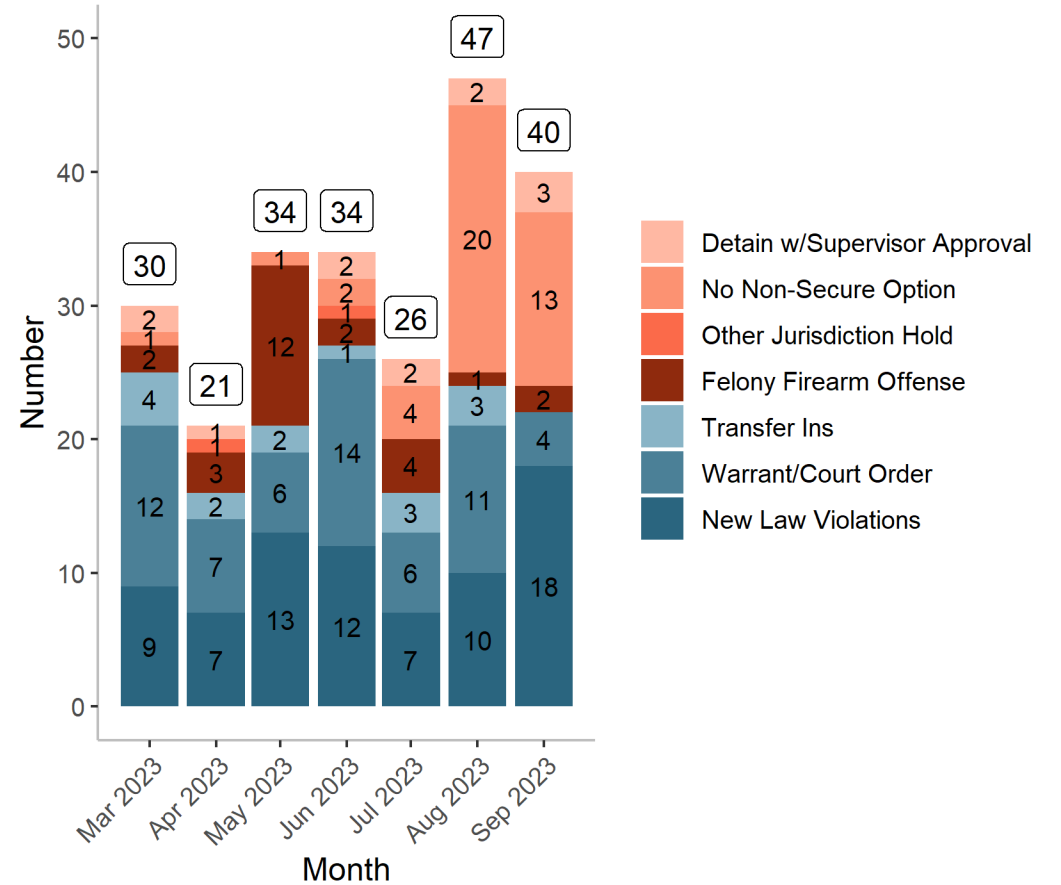
Operations

JH Chart 4: Admissions by Primary Reason

Slide 18 of Monthly Report



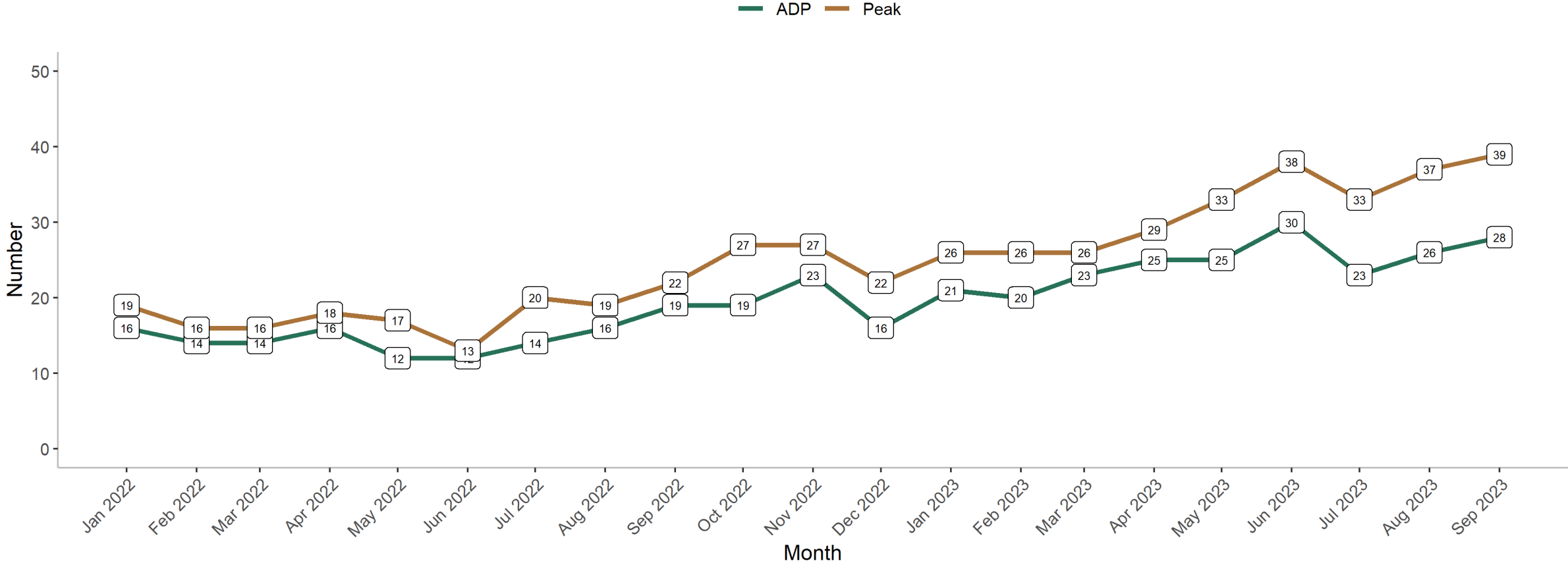
Note: JPD transitioned from the DRI to DDT for detention decision-making in March 2023.



JH Chart 1.2: Average & Peak Population

Slide 7 of Monthly Report

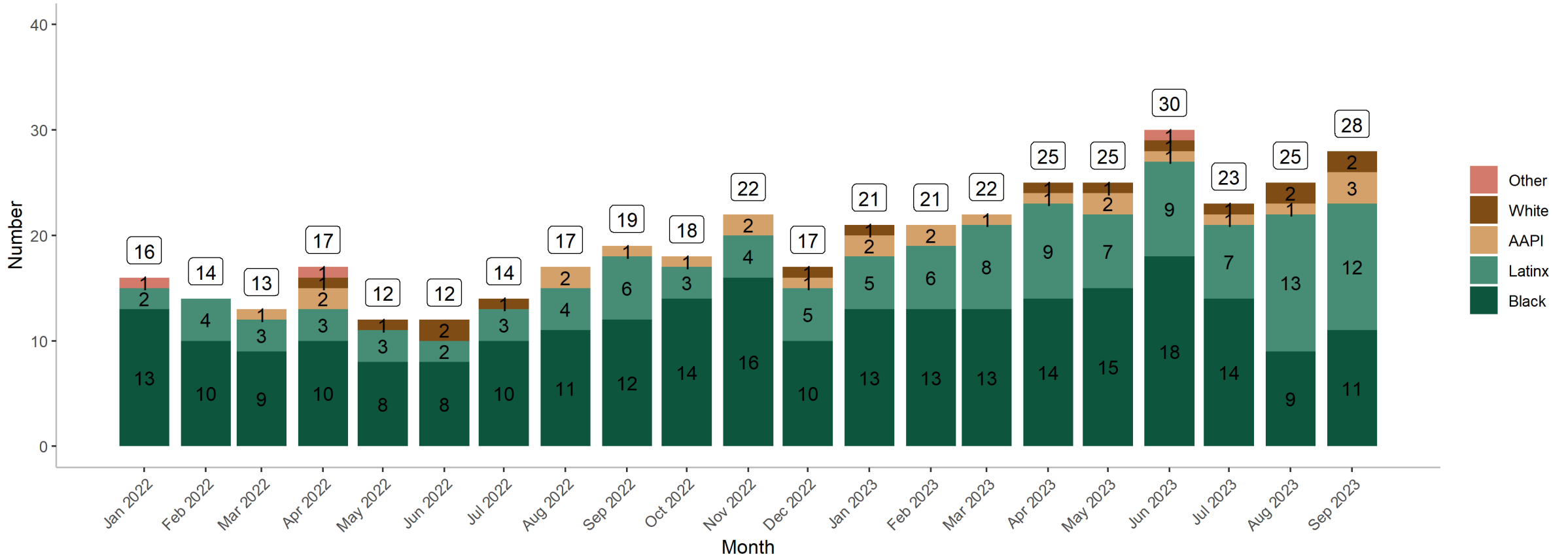
Average Daily Population & Peak Population by Month



JH Chart 2.2: ADP by Race/Ethnicity

Slide 10 of Monthly Report

Juvenile Hall ADP by Race/Ethnicity by Month



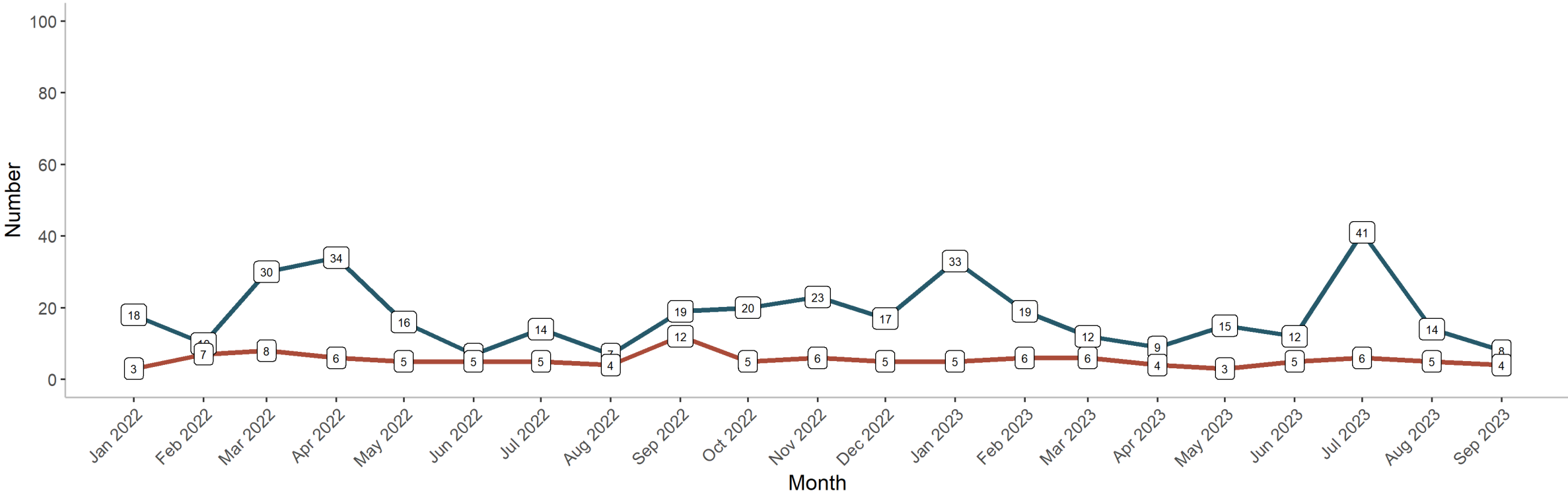
Note: Due to rounding error, ADP by demographics may differ from overall ADP

JH Charts 3.2: Average Length of Stay for Youth Released

Slide 15 of Monthly Report

Length of Stay (in Days) for Youth Released Throughout the Month by Month

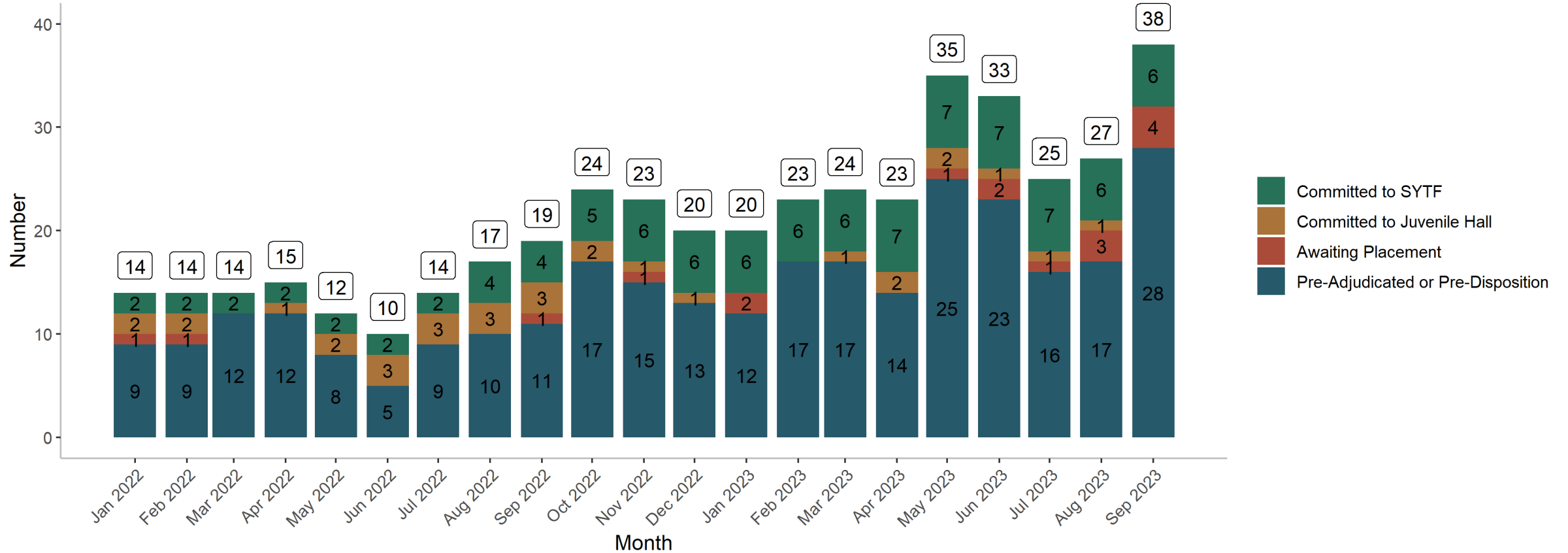
—●— Mean —●— Median



JH Chart 5: Placement Youth in Custody

Slide 20 of Monthly Report

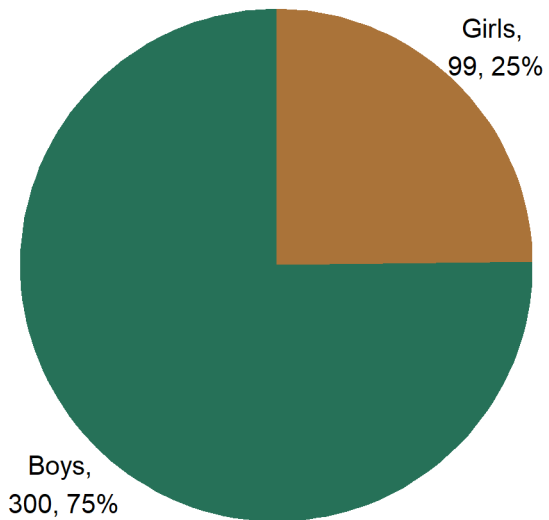
All Youth in Custody on the Last Day of the Month by Alternative Placement Status



PS Chart 2.4: Active Caseload Demographics

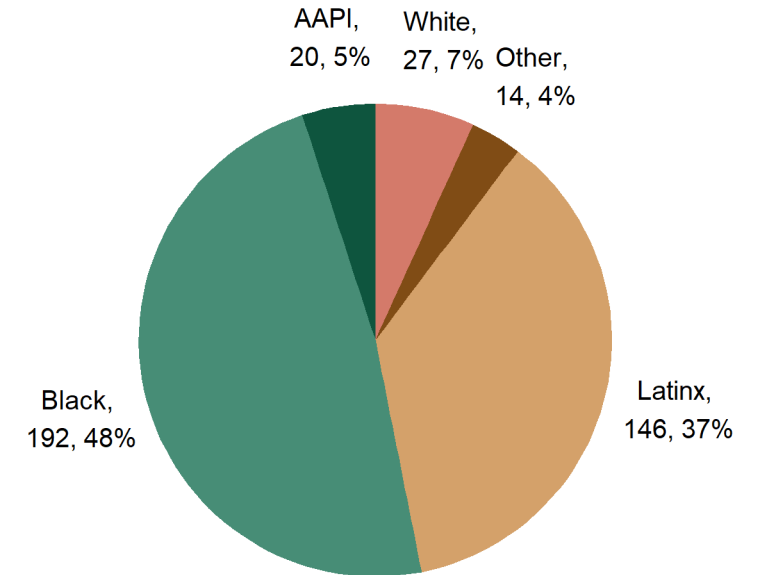
Slide 29 of Monthly Report

Active Caseload by Gender on the Last Day of the Month



Neighborhood	# of Youth	% of Youth
Out of County	145	36
Bayview/Hunters Point (94124)	45	11
Visitacion Valley/Sunnydale (94134)	24	6
Mission/Bernal Heights (94110)	18	5
Western Addition (94115)	17	4
Ingleside/Excelsior (94112)	16	4

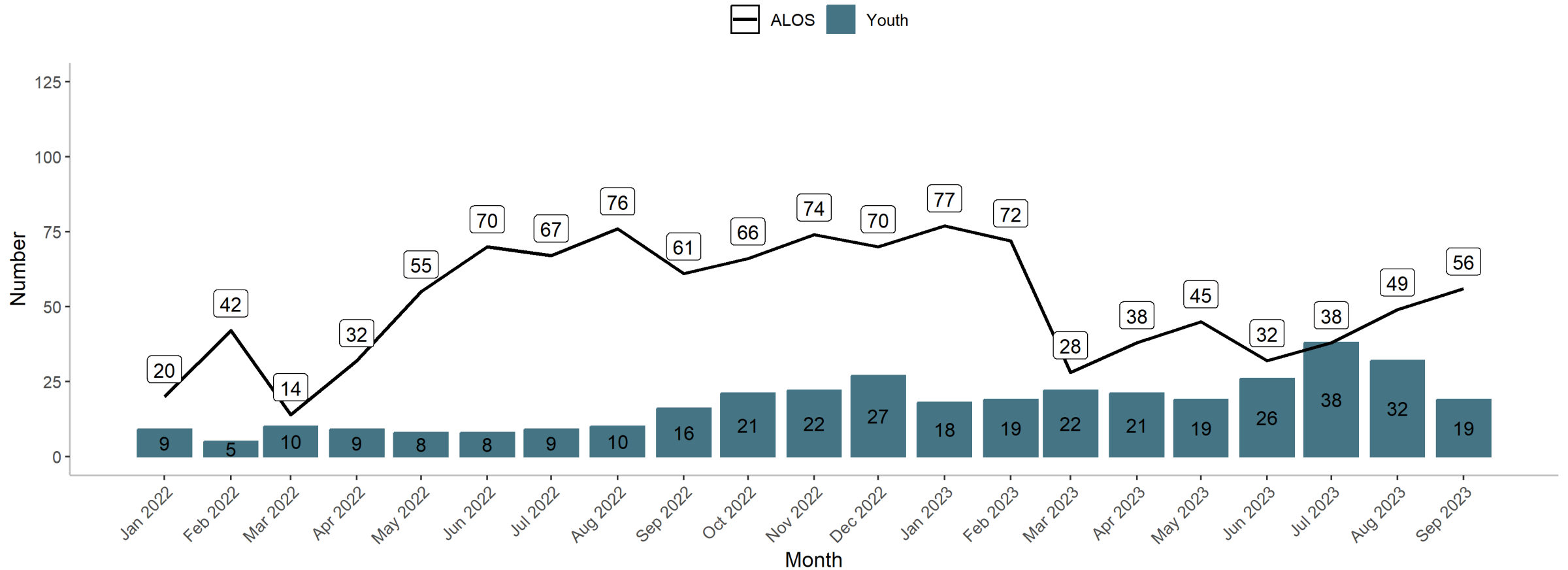
Active Caseload by Race/Ethnicity on the Last Day of the Month



PS Chart 6: Electronic Monitoring

Slide 42 of Monthly Report

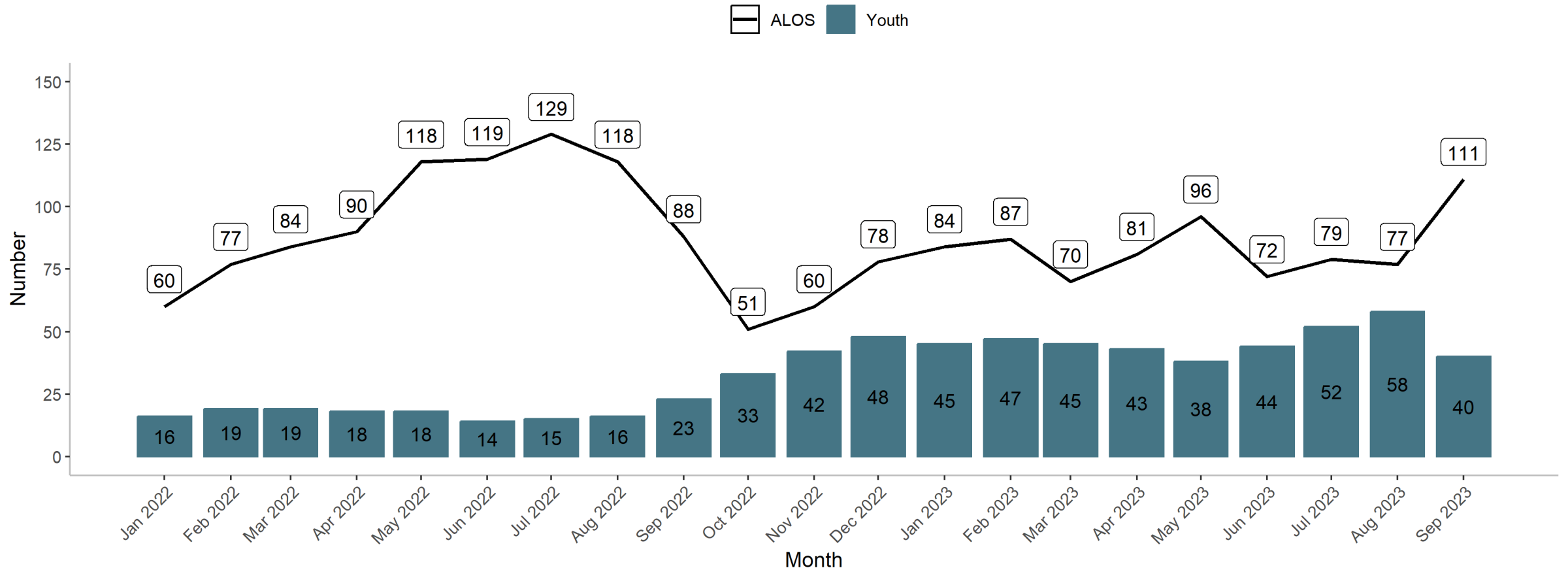
Youth Active on Electronic Monitoring on the Last Day of the Month and ALOS on Electronic Monitoring



PS Chart 7: Home Detention

Slide 44 of Monthly Report

Youth Active on Home Detention on the Last Day of the Month and ALOS on Home Detention



Workforce Updates

Operations

Workforce Updates

- New Hires
- Separations

Transformation Updates

Transformation

Transformation: Juvenile Hall Replacement Concept Design

- The City is working with KMD Architects and Chinn Planning to create a conceptual design for a secure setting for youth that could replace some or all of the existing Juvenile Justice Center.
- This is not a process to develop detailed plans and blueprints – but instead to produce high-level designs focused on current architectural thinking that incorporates trauma-informed principles and positive youth development.
- This process also will yield estimated potential costs of constructing various options, which will enable the City to contemplate possible next steps.
- The process includes several opportunities for stakeholder input: youth who have been or are currently detained; CBOs; SPY; SFUSD; JPD Staff; & Community.

Juvenile Hall Replacement Concept Design Community Input Meeting



**The San Francisco Juvenile Probation
Department (JPD) Invites You:**

**Juvenile Hall
Replacement
Concept Design
Community
Input
Meeting**

The City is working with Chinn Planning and KMD Architects to develop design concepts for the replacement of San Francisco's current Juvenile Hall. Please join us for a Community Input Meeting to learn more and provide feedback. We want to hear from you!

IN PERSON
San Francisco Juvenile Probation,
Main Conference Room,
375 Woodside Ave, San Francisco

VIA ZOOM
[https://us02web.zoom.us/j/89930444463?
pwd=TUIOVXlhRit4TGZlM29ONDlySnBqQT09](https://us02web.zoom.us/j/89930444463?pwd=TUIOVXlhRit4TGZlM29ONDlySnBqQT09)

For Zoom, please register here:



For More Information Email: linda.nordyke@sfgov.org

Budget Update

Operations

Operations Update: Budget

- On October 11, 2023, Mayor London Breed released budget instructions asking all City Departments to identify General Fund ongoing reductions of at least 3%.
- For the Juvenile Probation Department this is \$860,000 and the elimination of 1 FTE.
- The Juvenile Probation Department identified \$500,000 in General Fund reductions by shifting funding for four professional services contracts (Ombudsperson and Dietician services in Juvenile Hall, Competency Restoration, and Electronic Monitoring equipment use) from General Fund to state funding (\$218,460) and by a one-time reduction in overall non-personnel expenditures (\$218,540).
- JPD is not able to reduce additional expenditure budget or decrease its current FTE without compromising the operations and safety of the Department, our staff, and youth under our care as mandated by the Courts and statute.

Questions?