

Remote Accessible Vote-by-Mail System



CITY AND COUNTY OF SAN FRANCISCO
DEPARTMENT OF ELECTIONS

Remote Accessible Vote-by-Mail System

What we have done so far to disseminate the information

- ✓ Created a page on sfelections.org with info about the system & FAQs
- ✓ Featured info in the Voter Information Pamphlet sent to nearly 500,000 registrants & voting instructions sent to nearly 290,000 people who vote by mail
- ✓ Partnered with the Library for the Blind and Print Disabled to provide info to their clients via email blast, in braille, & large print
- ✓ Produced outreach materials & added info to our outreach presentation
- ✓ Contacted nearly 70 organizations serving primarily people with disabilities & seniors & scheduled several events at their facilities

Remote Accessible Vote-by-Mail System

Topics to cover

1. What is a remote accessible vote-by-mail system?
2. Who is eligible to use the system?
3. When can voters access their ballots through this system?
4. What are the steps to accessing, marking, printing, & returning the ballot?
5. How does the system ensure voters' privacy & security of selections?

What is a remote accessible vote-by-mail system?



It is a ballot delivery option that allows voters with disabilities to access & mark their ballot from any computer with internet access



Voters must also have access to a printer to print their marked ballot

Remote Accessible Vote-by-Mail System

Who is eligible to use the system?

Under California law, only voters with disabilities & those in the military or living overseas are eligible to use this system. To access the ballot, a person must be registered as a vote-by-mail voter



To Apply:

- ✓ Submit a paper application
- ✓ Apply online at sfelections.org/vbm
- ✓ (415) 554-4375 or TTY: (415) 554-4386

Remote Accessible Vote-by-Mail System

When can I access my ballot through the system?

Access your ballot anytime starting Monday, May 7 through Election Day, Tuesday, June 5, at sfelections.org/access



Remote Accessible Vote-by-Mail System

How can I access my ballot?

Remote Accessible Vote-by-Mail System


To access your San Francisco Vote-by-Mail Ballot and instructions, input the house number and ZIP code of the San Francisco address where you are registered to vote and your date of birth. Click Submit.

House Number

Do not enter street name. Enter 0 if registered at cross streets.

ZIP Code

Date of Birth



Remote Accessible Vote-by-Mail System

How can I access my ballot?

English Español 中文 Filipino



Department of Elections

Font Size: A A

Home Contacts

Welcome San Francisco Voters

Please follow the screen prompts below to proceed to your accessible vote-by-mail ballot.

Accessible vote-by-mail ballot

CONTINUE



Remote Accessible Vote-by-Mail System

How can I access my ballot?


Please confirm your eligibility to access this system.

Under California law, only voters in the military, overseas voters, and voters with disabilities are eligible to use this accessible vote-by-mail system.

- I am either a voter with a disability or a military or overseas voter, and therefore I am eligible to use this accessible vote-by-mail system.
- I understand that my selections marked by this system and submitted to the San Francisco Department of Elections will then be transferred onto an official ballot for tabulation.
- I understand that my selections marked by this system must be printed by me and submitted to the San Francisco Department of Elections. Ballots that are mailed must be postmarked by June 5, 2018. Ballots that are not mailed must be received no later than 8 p.m. Pacific Time on Tuesday, June 5, 2018.



certify that all of the above are true.



CONTINUE

Remote Accessible Vote-by-Mail System

How can I access my ballot?


Instructions for Returning a Remote Accessible Vote-by-Mail Ballot

Welcome to the San Francisco Department of Elections Remote Accessible Vote-by-Mail system. This system allows you to mark an electronic ballot in a screen-reader accessible format. After marking your ballot, you will need to print and return it to the Department of Elections for counting.

To ensure the privacy of the voter's selections, the Remote Accessible Vote-by-Mail system does not store or transmit the voter's selections over the internet.

This page describes how to return your ballot. Please read through this page carefully. At the bottom of this page you will see a link that will take you to the ballot marking page. Once you begin to mark your ballot, you will not be able to return to this page. You can download the instructions on how to return your ballot in a PDF using the button below.

[INSTRUCTIONS ON HOW TO RETURN YOUR BALLOT](#)



Remote Accessible Vote-by-Mail System

How can I access my ballot?


Mark Your Ballot

Once you begin to mark your ballot, you will not be able to return to this page. Please make sure that you know how to return your ballot before marking it.

Click on the button below to view and mark your ballot. After marking your ballot, print the paper record and submit it to the San Francisco Department of Elections via one of the return options.

GO BACK

CONTINUE



Remote Accessible Vote-by-Mail System

How can I access my ballot?

How to Mark a Selection

US President

Four Year Term
Vote for One

George Washington
Independent

John Adams
Federalist

How to Remove a Selection

US President

Four Year Term
Vote for One

George Washington
Independent

John Adams
Federalist

Remote Accessible Vote-by-Mail System

How can I access my ballot?

How to Vote for a Write-In Candidate

US President

Four Year Term
Vote for One

George Washington
Independent

John Adams
Federalist

Write-In

Continue


Remote Accessible Vote-by-Mail System

How can I access my ballot?

Step 2 of 3: Review Your Choices

Your ballot choices are shown below. To change any selection, click the Change button next to your selection.

National		
US President	George Washington	Change
Propositions		
Proposition 101	No	Change
Go Back		Continue

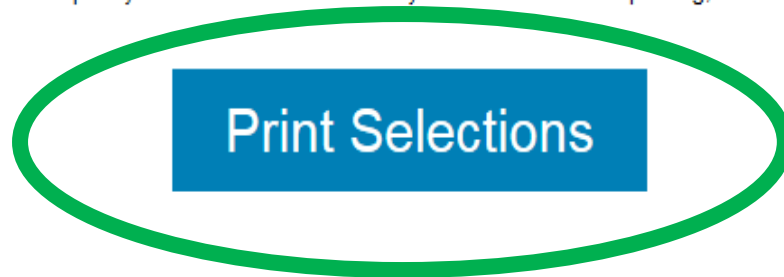


Remote Accessible Vote-by-Mail System

How can I access my ballot?

Step 3 of 3: Print Your Choices

Click on the Print Selections button below to print your ballot selections. After your selections finish printing, click the End Session button.



⚠ Warning! Closing your session will clear all your ballot selections. This cannot be undone.



Remote Accessible Vote-by-Mail System

How can I access my ballot?

Election: Demo Election

Precinct: 101
Ballot Style: 1



QR code holds no voter-identifying information such as voter ID, name, or address

National

US President

Zero Selections Made

Propositions

Proposition 101

I Disapprove

No

Remote Accessible Vote-by-Mail System

How can I access my ballot?

v:1.2

bs:10

pid:7866

id:1524168223717.505

1:13

2:9

5:5

9:1

OFFICIAL BALLOT Consolidated Statewide Direct Primary Election City and County of San Francisco June 5, 2018	正式選票 全州聯合直接初選 三藩市市縣 2018年6月5日	Remove this voter stub 撕下此部分作為選民存根		2548789
---	---	--	---	----------------

Remote Accessible Vote-by-Mail System

What are ballot return options?

I authorize the person below to return my ballot
本人授權下列人士交回我的選票

Name of person authorized / 獲授權人士的姓名
Relationship to voter (you) / 與選民(您)的關係

Signature of person authorized
獲授權人士的簽署

ONLY mark the box to the right if you have spoiled your ballot and need a replacement
NOTE: The Department of Elections will mail replacement ballots through May 30. From May 31 and through Election Day, you can obtain a replacement ballot at City Hall, or, at your polling place on Election Day.
Tear the ballot cards in two, enclose in this envelope, mark the box, and initial here: _____
Seal and return this envelope to the Department of Elections.

只有在選票損壞了，並且需要替換的情況下，您需要填劃右邊的紅色方框
備註：直到5月30日為止，選務處將以郵寄方式發出替換選票。由5月31日至選舉日，您可以到市政廳領取替換選票。
文或者在選舉日當天到您的投票站領取。
1. 將選票撕成兩半，放入此信封，在空格外畫記號，並在此處簡簽。
2. 將信封密封並交回選務處。

We are here to help! - 我們可以提供協助!
sfelections.org (415) 554-4375 SFVote@sfgov.org City Hall, Room 48

San Francisco, CA
Residential Address / 住址
Print Name / 姓名 (請用英文正楷填寫) Date / 日期

Optional: phone number and email address, in case we need to contact you about your ballot
自願填寫：電話號碼及電郵地址，供我們必要時就您的選票事宜與您聯絡

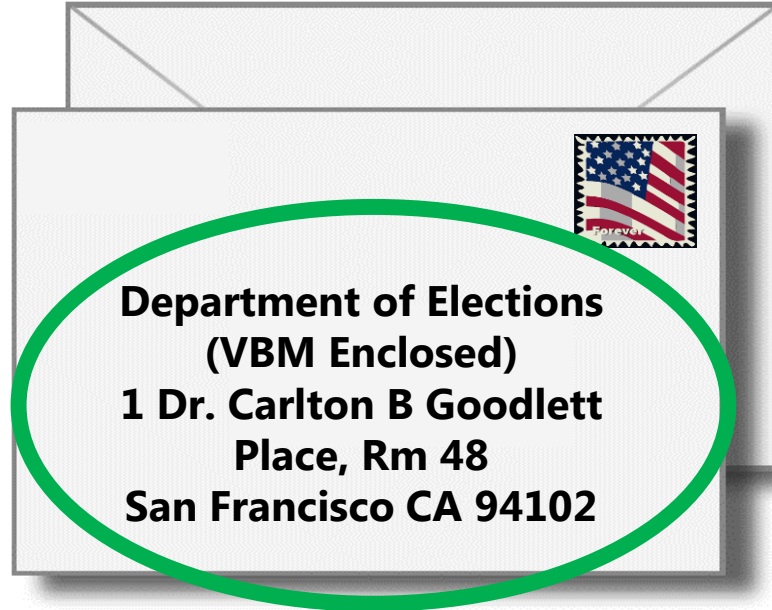
SIGN HERE For your ballot to be counted, your signature must compare to the signature in your voter registration record. Power of attorney is not acceptable.
在此簽署 為確保您的選票被計算，您的簽署必須與您的選民登記記錄的簽署式樣相符。不接受以授權簽署。


If you cannot sign, make your mark and have a witness sign below.
如果您無能力簽署，請用圖記號代替，務必須由一位見證人在下方附加簽署。
Witness, sign here: _____
見證人，在此簽署: _____

SFRA-EC/0061R033
Official ballot to be opened only by the Department of Elections.
正式選票只可以由選務處開啟。

Remote Accessible Vote-by-Mail System

What are ballot return options?



 CITY AND COUNTY OF SAN FRANCISCO
DEPARTMENT OF ELECTIONS John Arntz, Director

Voter Oath
June 5, 2018, Consolidated Statewide Direct Primary Election

This form is for voters who are returning a remote accessible vote-by-mail ballot in their own envelope. If you are using a Department of Elections postage-paid return envelope, you do not need to complete this form.

I, _____ understand that my name and signature
Full name - Please Print
will be permanently separated from my voted ballot to maintain its secrecy at the onset of the tabulation process and thereafter.


My Residence address in San Francisco (as registered to vote) is:

Street Address San Francisco, _____
ZIP

My Date of Birth is: _____
MM/DD/YYYY

I am a voter legally registered at the above residence. I have not applied, and I do not intend to apply, for a vote-by-mail ballot from any other jurisdiction for this election.

I declare under penalty of perjury under the laws of the State of California that the foregoing declarations are, to the best of my knowledge and belief, true and correct.

Sign here: 
Power of Attorney is not applicable. For your ballot to be counted, your signature on this form must compare to the signature in your voter registration record. If you are unable to sign, make your 'mark' and have a witness sign it.

Date: _____

Your voted ballot – if you send it in your own envelope – cannot be counted unless you include this completed and signed Voter Oath with your ballot.

If you have any questions or need assistance, contact us by:

1. Telephone: (415) 554-4375 or (866) 325-9163 toll free, 8 a.m. through 5 p.m., Pacific Time
2. TTY: (415) 554-4386, 8 a.m. through 5 p.m., Pacific Time
3. Email: sfvote@sfgov.org
4. Website: selections.org



Remote Accessible Vote-by-Mail System

What are ballot return options?

Location	Days	Hours
City Hall Voting Center	Monday, May 7 – Tuesday, June 5 Two weekends: May 26–27 & June 2–3	Weekdays: 8 am– 5 pm Weekends: 10 am– 4 pm Election Day: 7 am– 8 pm
Drop-Off Stations Outside City Hall	Saturday, June 2 – Tuesday, June 5	Weekdays: 8 am– 5 pm Weekends: 10 am– 4 pm
Any Polling Place or Voting Center in CA	Prior to and on Election Day, Tuesday, June 5	Pre-election hours vary Election Day: 7 am– 8 pm

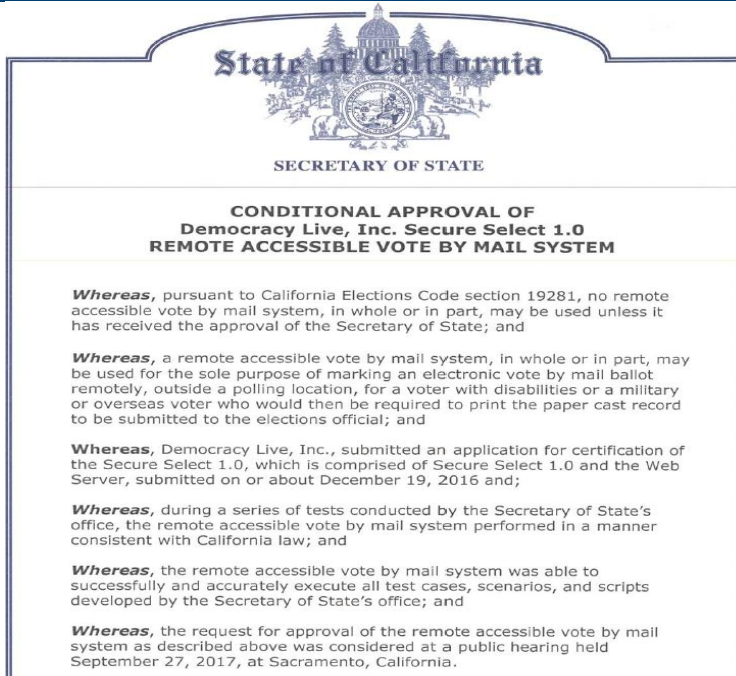
Remote Accessible Vote-by-Mail System

What are the deadlines to return my ballot?

Deadlines for Returning Voted Ballots to the Department	
<p>By Mail</p> 	<p>Ballots that are mailed must be postmarked or date stamped before or on Election Day, Tuesday, June 5, & received by the Department no later than Friday, June 8</p>
<p>In Person</p> 	<p>Ballots that are returned in person must be received by the Department no later than 8 p.m. on Election Day, Tuesday, June 5</p>

Remote Accessible Vote-by-Mail System

How does the system ensure voters' privacy and security of selections?



The system DOES NOT

- identify or keep track of users
- interact with any remote server when voter marks the ballot
- store or transmit votes over the internet

Remote Accessible Vote-by-Mail System

We're here to assist!

(415) 554-4375 or (866) 325-9163 toll free

TTY: (415) 554-4386

sfvote@sfgov.org

City Hall, Room 48: Monday-Friday, 8 am–5 pm

**Thank you for participating in this important
election!**