


# San Francisco-Marin Food Bank

Organization Update, October 2023


San Francisco Food Security Taskforce

# Pressure From All Sides

- Need and demand for our service continues to increase.
- We had a \$16M increase in food costs (5X more)
- Government support – both financial and food allocations – is plunging



# How Many People Projected to Be Impacted



Phase out Pop-Ups by  
June 30, 2025

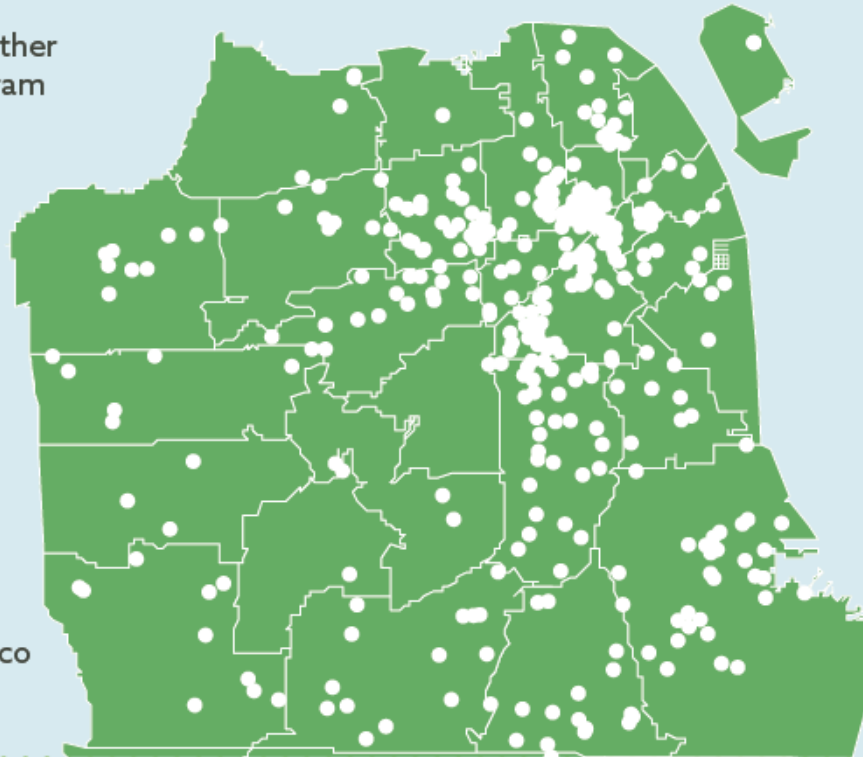


Reduce participants  
served through Pantry  
at Home by 40%

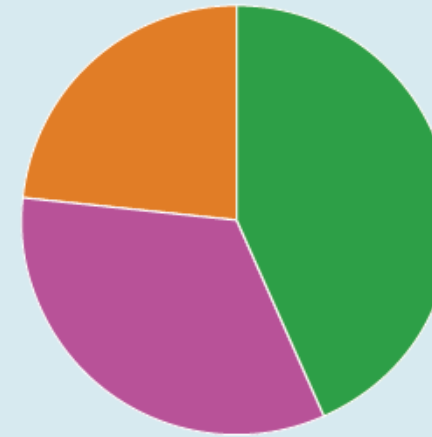
# Which Neighborhoods Will Be Impacted

## WHERE WE ARE

● Pantry & Other Food Program Locations



SF-MARIN  
FOOD BANK



### HOUSEHOLDS SERVED THROUGH:

- 43% Neighborhood Pantries
- 33% Pop-up Pantries
- 23% Home-Delivered Groceries

*\*Projected for FY23*

# Which Population Will be Affected

# Demographics

## Our Participants

55,000 HOUSEHOLDS SERVED WEEKLY



67% female



66% senior



37% have children



39% disability in household



4% veteran in household



3% unhoused

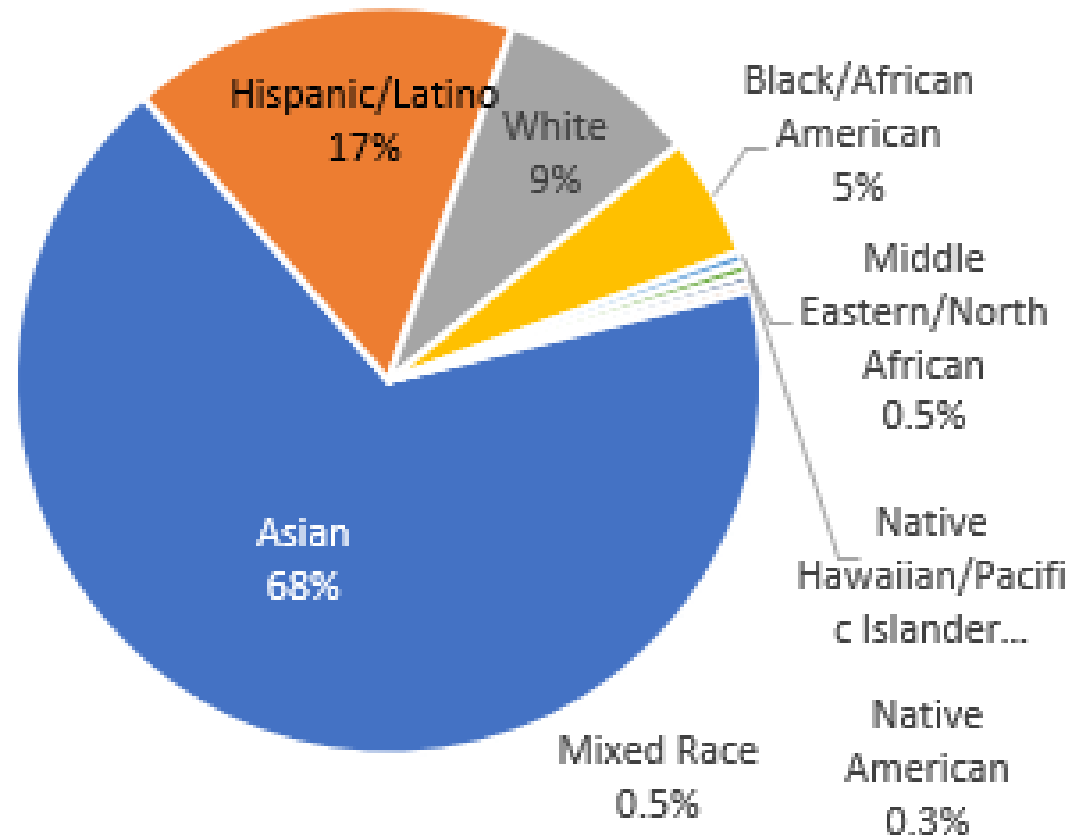


39% single parent



73% first language other than English

## Race of PUP, PES Pantry, PAH & HDG Participants





# Where to From Here?

# Any Questions

