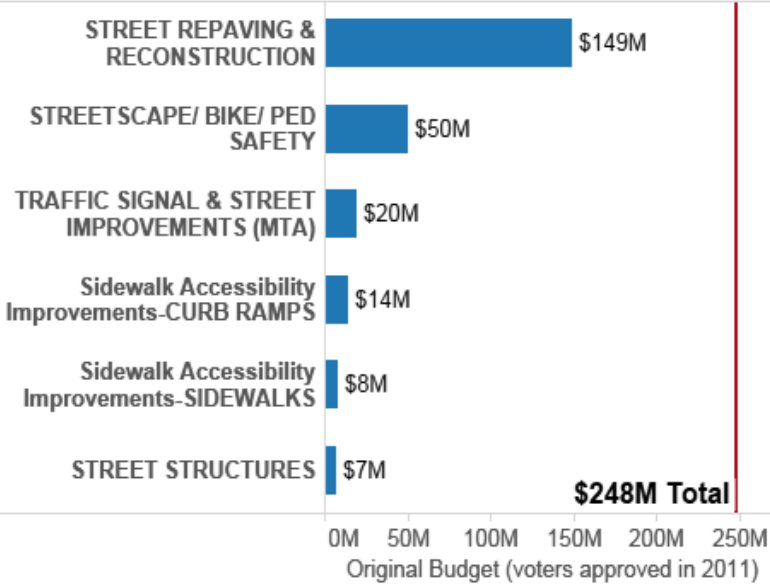


Road Repaving and Street Safety Bond

Quarterly Status Report presented to the Citizens' General Obligation Bond Oversight Committee
As of October 2023


Overview of RRSS Bond Scope and Budget (including accountability and cost of issuance)



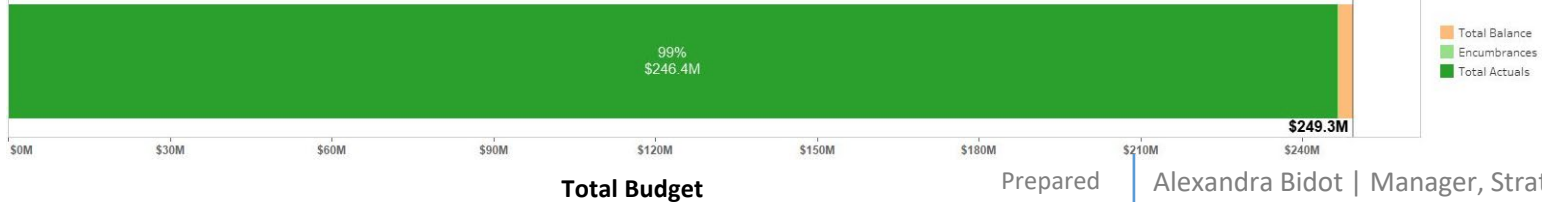
Streetscape Projects



Geary-Park Presidio Pedestrian Improvements



Polk Complete Street Project



Prepared by: Alexandra Bidot | Manager, Strategic Planning & Performance Management | SF Public Works | alexandra.bidot@sfdpw.org

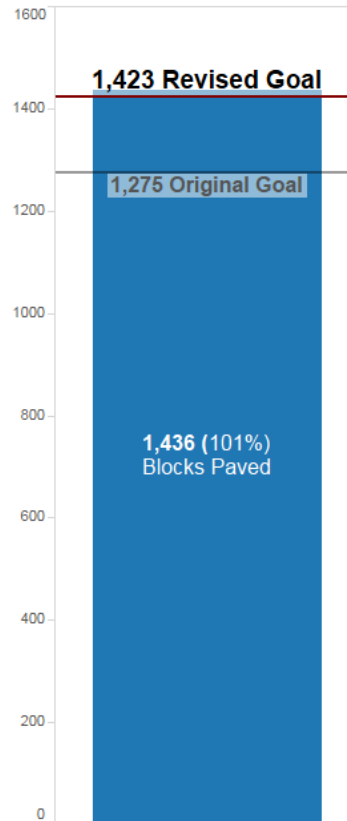
Presented by: Edmund Lee | Project Manager, Bureau of Project Management | SF Public Works | edmund.lee@sfdpw.org



Street Repaving and Reconstruction

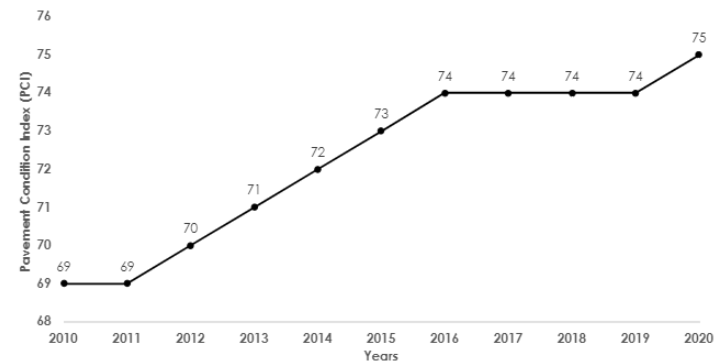
Recent accomplishments:

- 52 projects are completed
- 1,436 blocks have been resurfaced or 101% of the goal.



As of Dec'19, the City paved **1,436** blocks, or 112% of 1,275 blocks originally planned for the bond

52 Projects by Phase

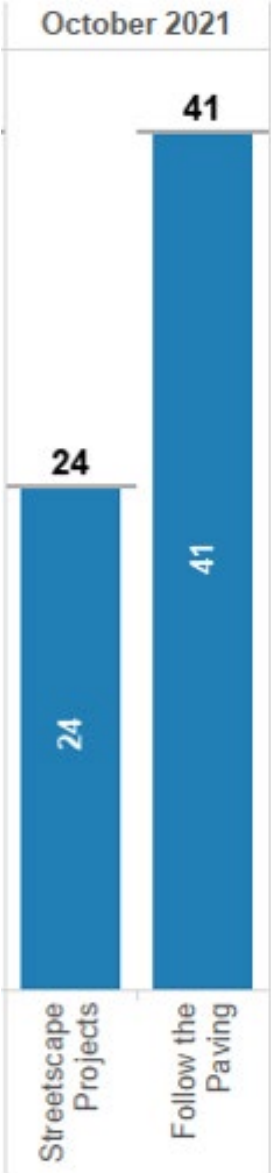


Street Resurfacing Program funding included 2011 GO Bond and other sources.

Streetscape, Pedestrian, and Bicycle Safety Improvements

Accomplishments:

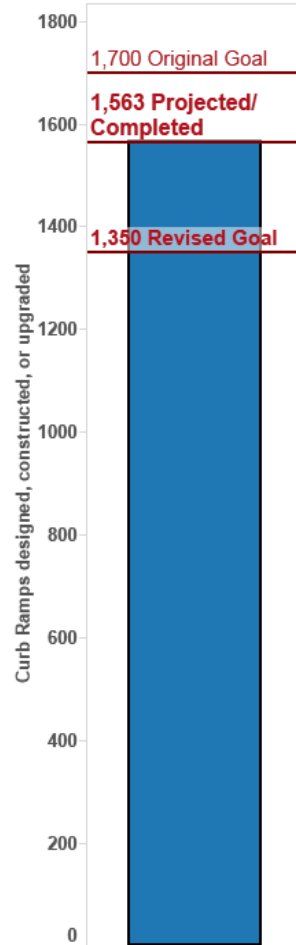
- **65 projects** or 100% of the goal have been completed.



Curb Ramp Program

Accomplishments:

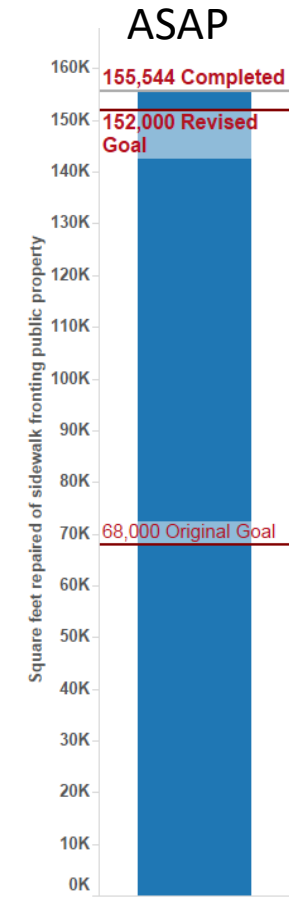
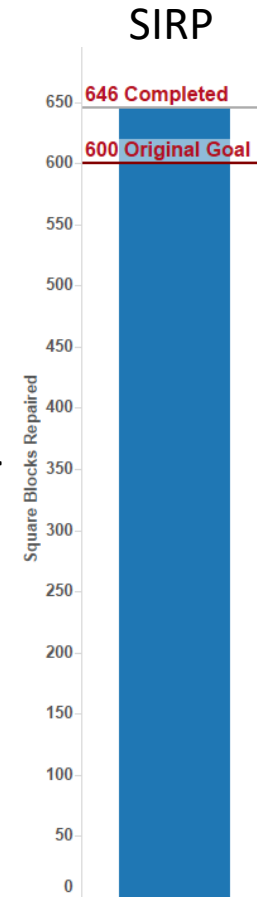
- 1,563 curb ramps, or 115% of the goal, were designed, constructed, or upgraded to comply with ADA standards.



Sidewalks

Accomplishments:

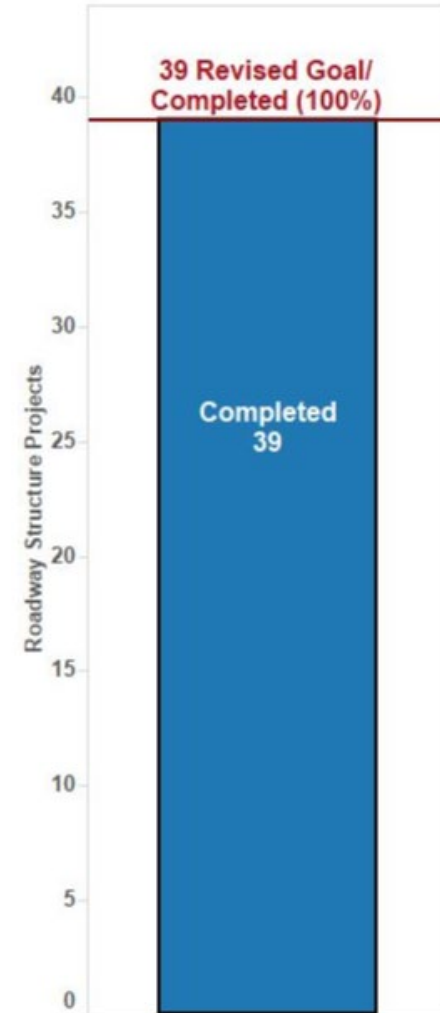
- Sidewalk Inspection & Repair Program (SIRP) repaired a total of **646** square blocks or 108% of the goal.
- Accelerated Sidewalk Abatement Program (ASAP) repaired **155,544** or 102% of the goal square feet of damaged sidewalk fronting public properties.



Roadway Structure Program

Accomplishments:

- **39 roadway structure projects** or 100% of the goal have been completed.



Traffic Signals (SFMTA)

Accomplishments:

I. Transit Signal Priorities (TSP) - completed

- TSP engineering strategy to provide, whenever possible, green signal indications for transit vehicles as they approach signalized intersections, to minimize transit delays and enhance transit on-time performance.
- Completed TSP implementation at all Muni Rapid traffic signals.

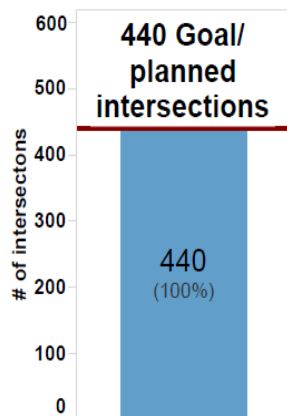
II. New Traffic Signals in 10 intersections - completed

- New traffic signals at various locations to improve safety for pedestrians, rail transit, and vehicle traffic, as well as to enhance on-time performance.

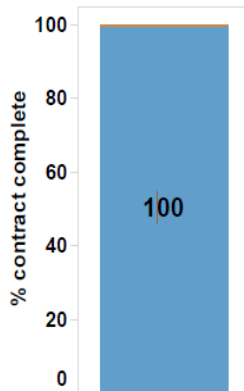
III. Traffic Signal infrastructure upgrades - completed

- The SFMTA secured funds to improve safety along transit routes by upgrading traffic signal infrastructure at various intersections.

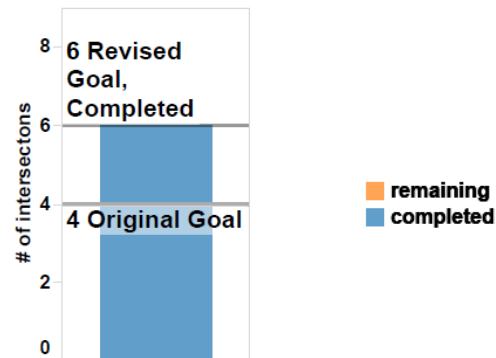
I. Traffic Signal Priorities



II. New Traffic Signals status



III. Traffic Signal Infrastructure Upgrades



Status of budget and financial plan

| Program Area | Budget Appropriation | Actuals | Encumbrances | Balance | % Expended | % Exp & Enc |
|--------------------------------|----------------------|--------------------|---------------|------------------|--------------|--------------|
| PW 2011 St Bond Paving | 146,110,259 | 145,884,143 | 2,711 | 223,405 | 99.8% | 99.8% |
| PW 2011 St Bond Curb Ramps | 13,922,749 | 13,775,022 | - | 147,727 | 98.9% | 98.9% |
| PW 2011 St Bond Sidewalks | 7,964,454 | 7,779,376 | 34,567 | 150,510 | 97.7% | 98.1% |
| PW 2011 St Bond Structures | 6,941,880 | 6,891,352 | - | 50,528 | 99.3% | 99.3% |
| PW 2011 St Bond Stscp-Bike-Ped | 54,611,111 | 52,800,503 | 35,502 | 1,775,105 | 96.7% | 96.7% |
| PW 2011 St Bond Traffic Sgnls | 19,787,478 | 19,239,679 | - | 547,799 | 97.2% | 97.2% |
| Grand Total | 249,337,931 | 246,370,076 | 72,781 | 2,895,074 | 98.8% | 98.8% |

*Excludes the accountability and Cost of Issuance amount

Next Steps

- Continue financial closeout of projects and confirm remaining proceeds.
- Expend remaining proceeds in bond-eligible projects.