



SAN FRANCISCO
HUMAN SERVICES AGENCY

Citywide Food Access Programs

A Year in Review

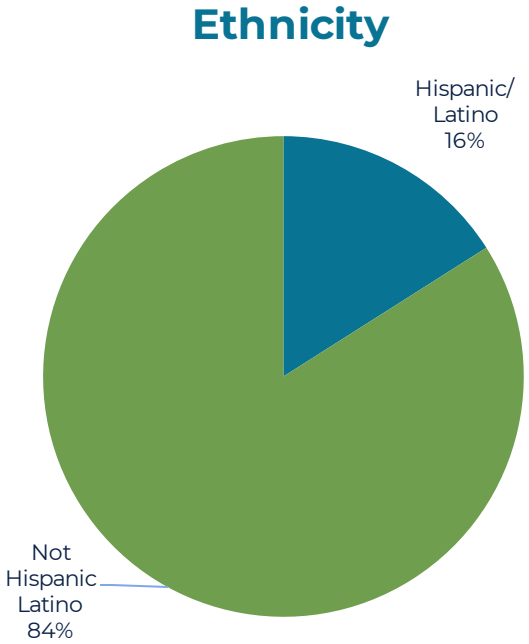
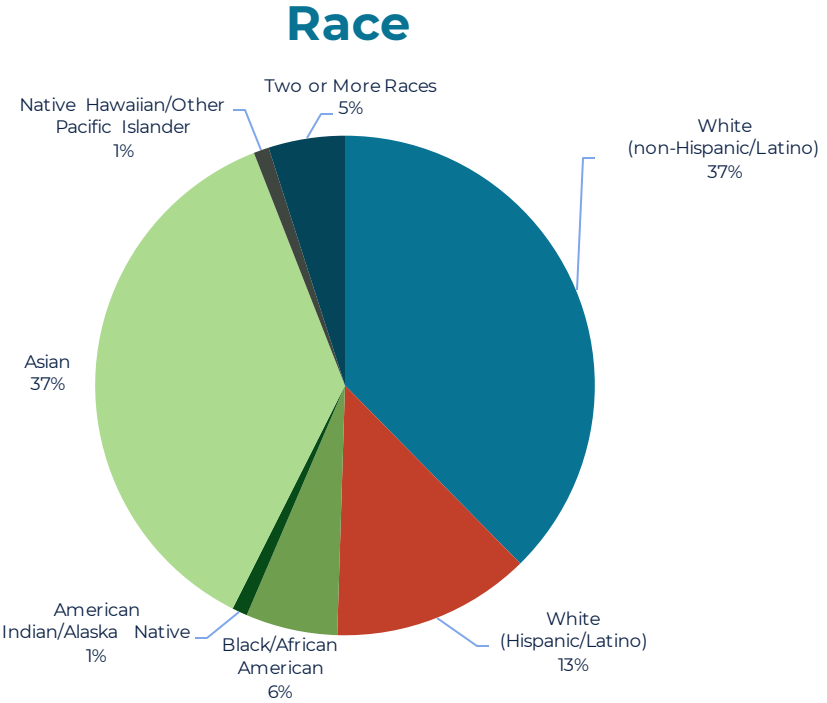


To note:

- The following presentation provides summaries of program impact by food access grantees in FY 21/22. Due to limitations in data collection methods, the numbers referenced for people and households reached are **not de-duplicated**.
- Given that not all data were clean or complete, some findings are estimates of impact.
- The outcome analysis represents the data of 13 organizations (Slides 9-11), except the question about hunger (Slide 8) which represents all grantees that provided food. Percentages are calculated as averages across grantee survey data, and each grantee is weighted equally rather than by number of respondents. In addition, phrasing varied slightly across grantee surveys, and the shared metrics reflect responses to questions that were similar in nature, but not identical.
- The demographics on the third slide reflect San Francisco residents, rather than clients of food access programs specifically.



A Snapshot of San Francisco Residents



Citywide Food Access Service Areas





SAN FRANCISCO
HUMAN SERVICES AGENCY

Program Outcomes



By the Numbers

In FY 21/22 our programs reached roughly **100,000 San Franciscans** with over:

- **1.3 million grocery bags**
- **220,000 meals**
- **145,000 grocery vouchers**



EatSF Vouchers 4 Veggies at the market

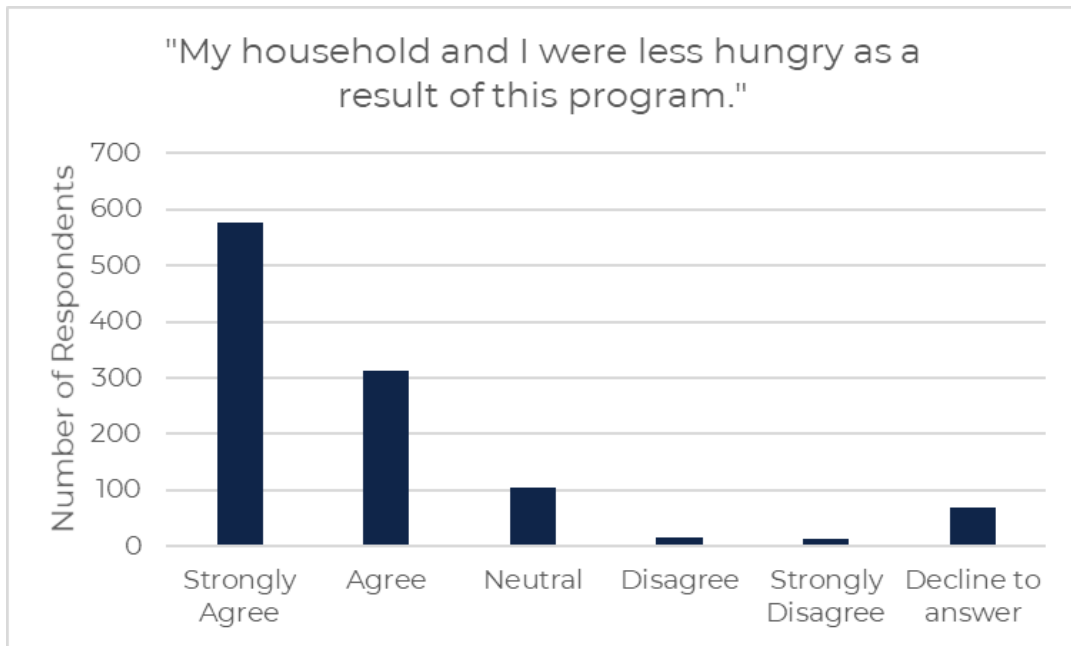




SAN FRANCISCO
HUMAN SERVICES AGENCY

Survey Results



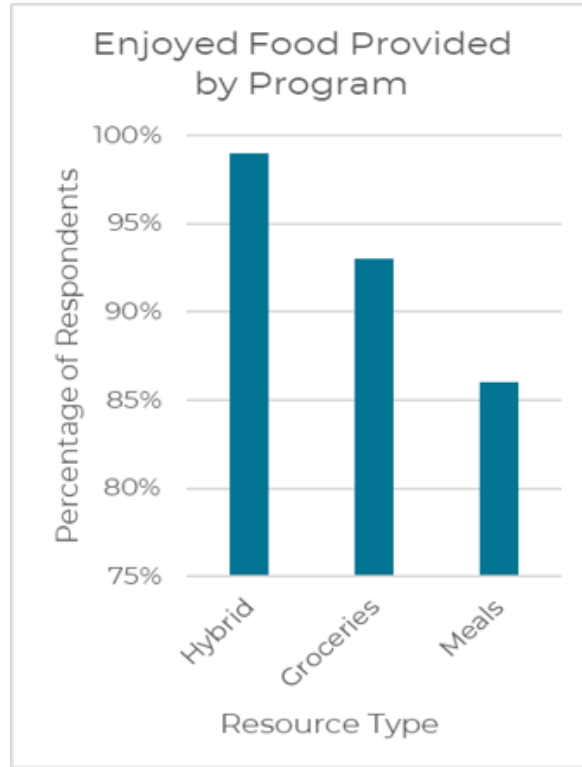


- 87% of respondents reported that they and their families were less hungry as a result of program participation.
- 65% reported participation in other food support programs like CalFresh and WIC.

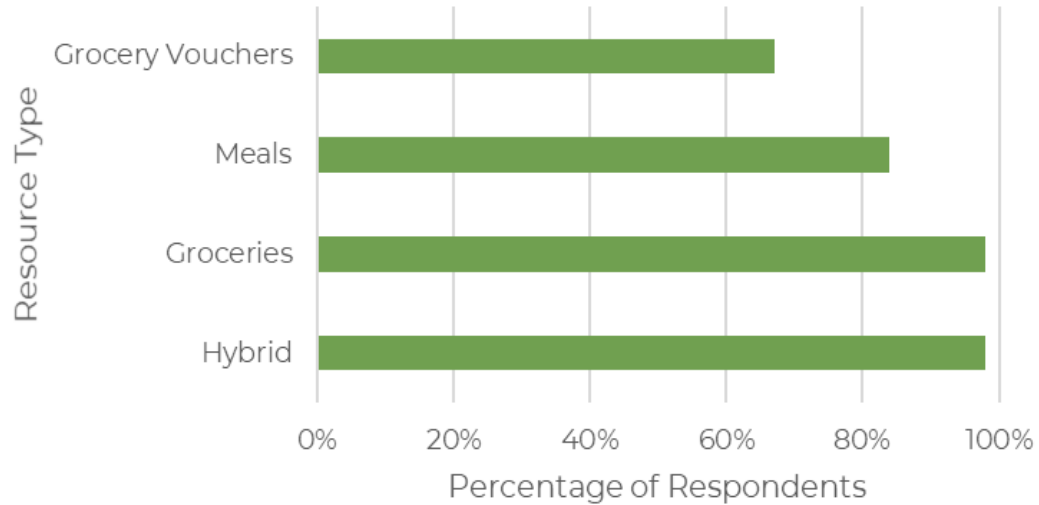




Zero-Waste Food Pantry at Glide

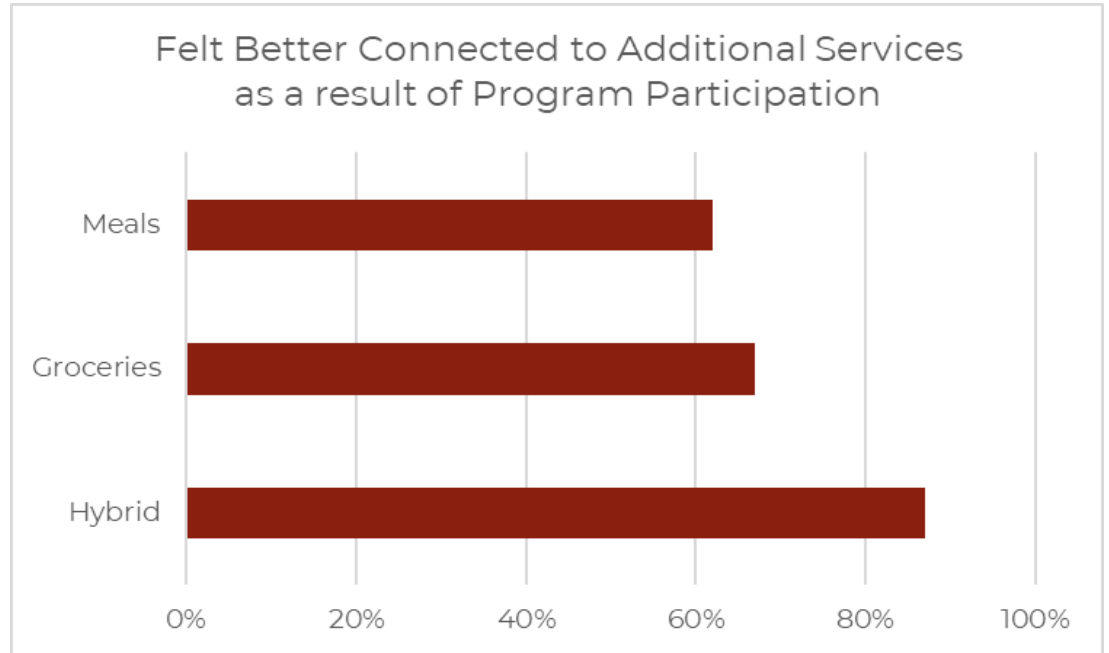


Felt Program Addressed Cultural Food Preferences





Meal preparation at Farming Hope



Other Survey Highlights

- 100% of Glide's Zero-Waste Food Pantry survey respondents reported eating healthier as a result of the program.
- 99% of Curry Senior Center's survey respondents shared that farmers' market vouchers increased their access to fresh fruits and vegetables.
- 98% of Bayanihan Equity Center's survey respondents indicated that the quality of services they received was good or excellent.



Clients sign in at Bayanihan's food distribution



Accomplishments

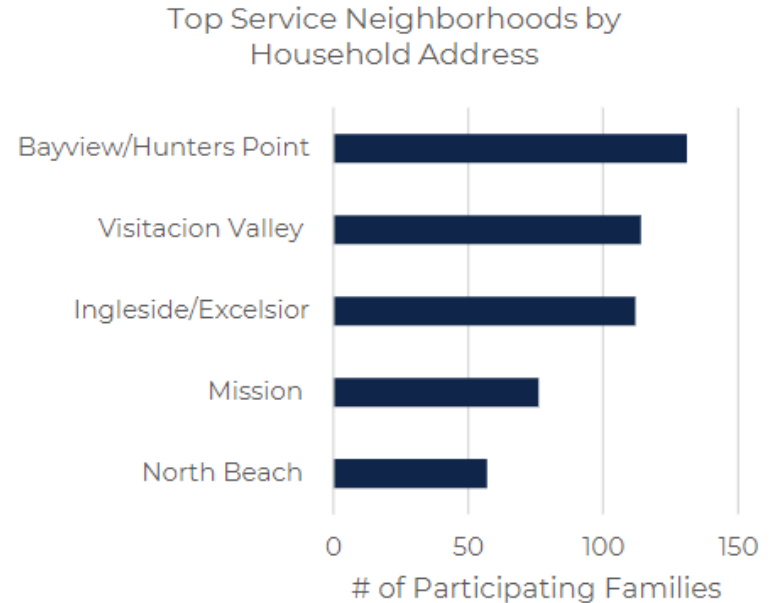
- The EatSF Vouchers 4 Veggies program expanded service in Treasure Island, adding a new on-island market to their vendor network.
- Innovative programming, from restaurant meals for food insecure families, to market-style pantries featuring quality, culturally-relevant food that improved client choice and experience.
- Emphasis on cultural relevance, meeting the diverse palettes, language needs, and ethnic backgrounds of San Francisco residents.
- Programs integrated food and health, distributing groceries through “food pharmacies,” tailoring groceries for certain clients, and incorporating nutrition education into the participant experience.
- Provided social connection and community to seniors and others facing social isolation.
- Offered a friendly face to assist clients with services beyond food.



Program Callout: Family Meal Pack

- 3,900 people across 950 households
- 58,000 nourishing restaurant meals
- 55 local restaurants
 - 86% owned by people of color
 - 65% owned by women
 - 14 cuisine types
- 77% of respondents were less hungry as a result of the program

"Just want to thank you for this great program. It has helped tremendously in feeding the family."



Sunsetting Programs

- Excelsior Works!
 - **11,000 grocery bags** to 650 households comprised of **2,000 individuals** in need of food support in District 11
- Feed & Fuel—CCDC
 - **40,000 meals** to over **600 people** living in SROs in Chinatown
- Isolation/Quarantine Food Helpline—Meals on Wheels and Market on Market
 - Free food for people quarantining or isolating during the Pandemic
 - Over **145,000 meals** and **56,000 grocery bags**
 - **32,000 people** across **9,300 households**





SAN FRANCISCO
HUMAN SERVICES AGENCY

Data Collection Looking Ahead

What's Next

- Food Empowerment Market will open in D10
- Grantee network will adopt a shared database to improve data gathering capacities and ability to understand impact and reach
- Refining programs to better serve those in need to work toward a City where access to food does not depend on income
- Working with MBO for resources next FY



Meal Distribution at Booker T. Washington



FY21-22 Grantees

Please note that not all grantees submitted data for the analysis shared in this PowerPoint and not all grantees were funded for the full fiscal year.

Bayanihan Equity Center
Bayview Hunters Point Community Advocates
Bayview Hunters Point Community Foundation
CANA
Curry Senior Center
Dolores Street Community Services
Farming Hope
Fresh Approach
HOMEY
La Raza Community Resource Center
San Francisco Marin Food Bank
Tenderloin Neighborhood Development Corporation
Booker T. Washington Community Service Center
Glide Foundation
San Francisco New Deal
University of California, San Francisco (EatSF)
Chinatown YMCA
La Cocina
San Francisco Housing Development Corporation
Meals on Wheels
Chinatown Community Development Center
Chinese Progressive Association/Excelsior Works!





SAN FRANCISCO
HUMAN SERVICES AGENCY

Questions?

www.sfhsa.org

