

WORKFORCE DIRECTOR'S REPORT

Joshua Arce, Director of Workforce Development
Office of Economic and Workforce Development

Prepared for Workforce Investment San Francisco (WISF)
Executive Committee Meeting



November 18, 2022

ECONOMIC INDICATORS – UNEMPLOYMENT RATE

SF Unadjusted Unemployment Rate		
SF County	Unemployment	Rate
Sep 2021	22,500	4.1%
Oct 2021	21,300	3.8%
Nov 2021	18,700	3.3%
Dec 2021	16,800	3.0%
Jan 2022	19,400	3.5%
Feb 2022	17,000	3.0%
Mar 2022	14,500	2.5%
Apr 2022	12,300	2.2%
May 2022	10,700	1.9%
Jun 2022	12,600	2.2%
Jul 2022	12,300	2.1%
Aug 2022	13,600	2.3%
Sep 2022*	12,200	2.1%

Source: California EDD, US Bureau of Labor Statistics

* Preliminary Data



ECONOMIC INDICATORS – UNEMPLOYMENT RATE



ECONOMIC INDICATORS – CHANGE IN EMPLOYMENT

Change in Area Employment Since December 2019 by Industry SF Metro District (SF + San Mateo Counties)				
Industry	Dec 2019	Sep 2022*	Change Since Dec 2019	% Change Since Dec 2019
Mining, Logging, and Construction	43,100	45,700	2,600	6.0%
Construction	43,000	45,500	2,500	5.8%
Manufacturing	39,100	38,400	(700)	-1.8%
Trade, Transportation, and Utilities	159,000	140,600	(18,400)	-11.6%
Retail Trade	80,800	69,500	(11,300)	-14.0%
Transportation & Warehousing	47,300	43,400	(3,900)	-8.2%
Information	100,700	120,400	19,700	19.6%
Financial Activities	87,400	85,200	(2,200)	-2.5%
Finance & Insurance	63,600	64,700	1,100	1.7%
Professional & Business Services	297,900	315,900	18,000	6.0%
Computer Systems Design & Related Services	85,600	96,500	10,900	12.7%
Administrative & Support Services	57,400	56,100	(1,300)	-2.3%
Educational & Health Services	149,000	149,500	500	0.3%
Educational Services	33,200	31,300	(1,900)	-5.7%
Health Care & Social Assistance	115,800	118,200	2,400	2.1%
Leisure & Hospitality	150,200	118,200	(32,000)	-21.3%
Arts, Entertainment & Recreation	21,000	18,500	(2,500)	-11.9%
Accommodation	26,600	17,600	(9,000)	-33.8%
Restaurants	83,100	71,000	(12,100)	-14.6%
Other Services	41,700	38,500	(3,200)	-7.7%
Personal & Laundry Services	15,300	12,800	(2,500)	-16.3%
Religious, Grants, Civic, Professional	20,600	20,100	(500)	-2.4%
Government	132,700	129,600	(3,100)	-2.3%
Farm	1,600	1,700	100	6.3%
Total	1,202,400	1,183,700	(18,700)	-1.6%

Source: California EDD, US Bureau of Labor Statistics

* Preliminary



ECONOMIC INDICATORS – THREE-MONTH CHANGE

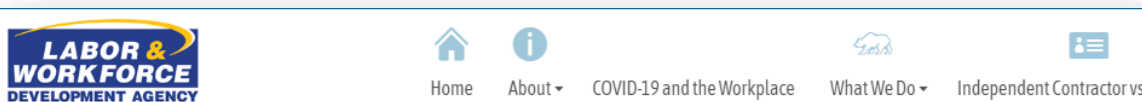
One-Month Change in Area Employment by Industry SF Metro District (SF + San Mateo Counties)				
Industry	Jun 2022	Sep 2022	Change Since Jun 2022	% Change Since Jun 2022
Mining, Logging, and Construction	45,300	45,700	400	0.9%
Construction	45,100	45,500	400	0.9%
Manufacturing	38,500	38,400	(100)	-0.3%
Trade, Transportation, and Utilities	140,000	140,600	600	0.4%
Retail Trade	68,900	69,500	600	0.9%
Transportation & Warehousing	43,500	43,400	(100)	-0.2%
Information	119,600	120,400	800	0.7%
Financial Activities	85,600	85,200	(400)	-0.5%
Finance & Insurance	64,900	64,700	(200)	-0.3%
Professional & Business Services	308,700	315,900	7,200	2.3%
Computer Systems Design & Related Services	91,800	96,500	4,700	5.1%
Administrative & Support Services	55,100	56,100	1,000	1.8%
Educational & Health Services	147,800	149,500	1,700	1.2%
Educational Services	30,200	31,300	1,100	3.6%
Health Care & Social Assistance	117,600	118,200	600	0.5%
Leisure & Hospitality	115,400	118,200	2,800	2.4%
Arts, Entertainment & Recreation	18,500	18,500	-	0.0%
Accommodation	16,300	17,600	1,300	8.0%
Restaurants	69,800	71,000	1,200	1.7%
Other Services	39,200	38,500	(700)	-1.8%
Personal & Laundry Services	13,300	12,800	(500)	-3.8%
Religious, Grants, Civic, Professional	20,200	20,100	(100)	-0.5%
Government	132,400	129,600	(2,800)	-2.1%
Farm	1,700	1,700	-	0.0%
Total	1,174,200	1,183,700	9,500	0.8%

Source: California EDD, US Bureau of Labor Statistics

* Preliminary



BAY AREA WINS CERF GRANT!



State Announces Funding to Support Sustainable and Resilient Regional Economies Across California

First round of Community Economic Resilience Fund awards provides \$5 million each to regional economic planning entities to chart equitable, resilient future for California's economy

SACRAMENTO – State leaders today announced the first round of awards for the Community Economic Resilience Fund (CERF), a new state initiative supporting innovative plans and strategies to diversify local economies and develop sustainable industries that create good-paying, broadly-accessible jobs for all Californians. As part of CERF's initial planning phase, 13 economic development entities known as High Road Transition Collaboratives will receive \$5 million each to develop roadmaps, including a strategy and recommended series of investments, for their region. Following this planning phase, the program's implementation phase will begin in 2023 and provide \$500 million to fund projects identified by the High Road Transition Collaboratives.

High Road Transition Collaboratives represent California's 13 distinct regional economies and bring together diverse community, labor, industry, and business interests. Today's announcement includes 11 of the 13 awardees. Awardees were selected through a competitive bidding process based on their readiness and commitment to conduct inclusive planning processes that engage various community groups, including voices that have been traditionally left out of economic planning.

CERF was created by Senate Bill 162 and is administered by an interagency leadership team that includes the Governor's Office of Planning and Research, the Governor's Office of Business and Economic Development, and the Labor & Workforce Development Agency.

Bay Area

Fiscal Agent: Bay Area Good Jobs Partnership for Equity, with the San Francisco Office of Economic and Workforce Development as the Fiscal Lead

Regional Convener: All Home



All Home
@allhomeca

Very excited to announce that the Bay Area High Road Transition Collaborative, a new group of 52 orgs led by us + the Bay Area Good Jobs Partnership for Equity, has been awarded a \$5M Community Economic Resilience Fund (CERF) planning grant by @Cal_OPR. allhomeca.org/2022/10/27/bay...

**Unprecedented
Regional Green
Jobs Initiative
Gets Green
Light from
State**



Learn about the
Bay Area High Road
Transition Collaborative



You and 9 others

Twitter Web App



SAN FRANCISCO
OFFICE OF ECONOMIC &
WORKFORCE DEVELOPMENT

FY 2021-22 PROGRAM OUTCOMES

Workforce Development Training Programs

Training Enrollments

327

Training Completions

206

Training Completion Rate

63%

Training Placements

178

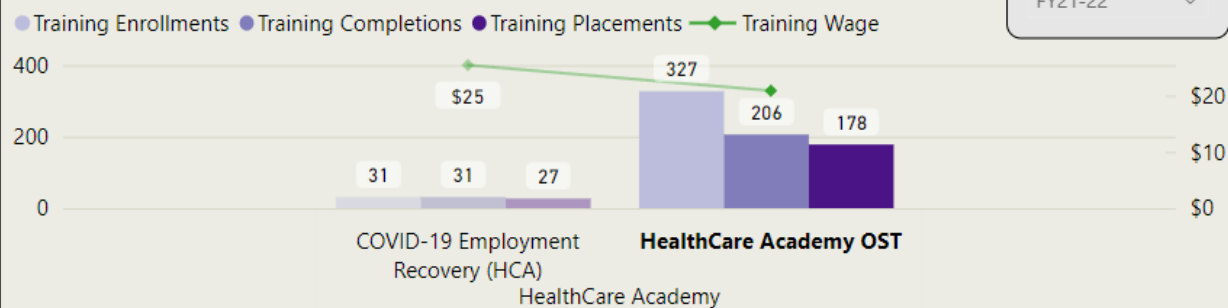
Training Placement Rate

86%

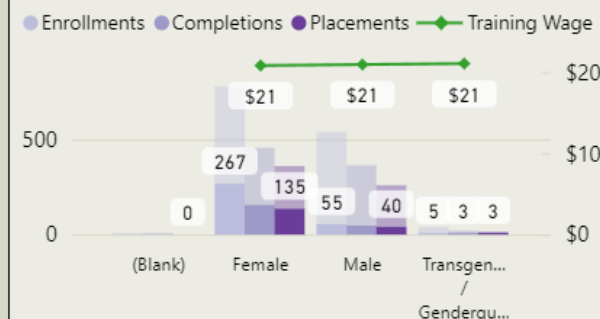
Placement Wage

\$21


Client Training by Portfolio & Program



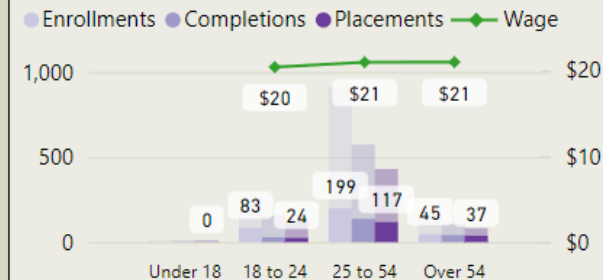
Client Training Activity by Gender



Client Training by Race & Ethnicity



Client Training by Age Group



SAN FRANCISCO
OFFICE OF ECONOMIC &
WORKFORCE DEVELOPMENT

WORKFORCE PARTNER VISITS



SFOEWD
@sfoewd

Today we visited [@sfbaygoodwill](#) and saw their great work at the Comprehensive Job Center that connects job seekers to training and career opportunities. Goodwill serves our most vulnerable residents and workers, including those who are justice-involved and those with disabilities



6:11 PM · Sep 27, 2022 · Twitter Web App



SAN FRANCISCO
OFFICE OF ECONOMIC &
WORKFORCE DEVELOPMENT



Homebridge
@homebridgeca

Homebridge welcomed the [@sfoewd](#) team this week for a meet and greet with Homebridge staff & CNA program members who performed a CPR demonstration & shared their experiences caring for clients. Thank you to the OEWD team we look forward to partnering with you. [@MrOrlandoH](#)



ALT

You and 4 others

OCTOBER 11 – STATE FUNDING FOR WOMEN IN THE TRADES



Natalie Palugyai
@CALaborSec

Today we announced \$25M in new state funding to improve access to training & employment opportunities in the building/construction trades for women, non-binary & underserved populations. Learn more and spread the word: dir.ca.gov/DAS/Grants/ERI...



You and 9 others



SAN FRANCISCO
OFFICE OF ECONOMIC &
WORKFORCE DEVELOPMENT



Natalie Palugyai Retweeted



SFOEWD @sfoewd · Oct 14

Thru @CityBuildSF, we've long advocated for and invested in creating more opportunities for women in construction. This week, @CALaborSec and @CA_DIR came to announce the largest investment of its kind to boost the # of women and underserved populations in construction.

(1/4)



You and 6 others

OCTOBER 27 – SFUSD JOB FAIR AT CITY HALL



RSVP NOW!



SCAN ME

link.oewd.org/JobFair

RESOURCE & JOB FAIR

Real Opportunities For Students & Families

- Meet Employers
- Learn About Job Training and Resources
- Sign Up For Paid Internships

THURSDAY, OCTOBER 27TH
10 AM-2PM
CITY HALL
1 DR. CARLTON B. GOODLET PL.

SFOEWD Retweeted



London Breed
@LondonBreed

Great to see so many students taking advantage of today's job and resource fair - signing up for paid internships through Opportunities For All, practicing interview skills, and applying for jobs.



4:42 PM · Oct 27, 2022 · Twitter for iPhone



SAN FRANCISCO
OFFICE OF ECONOMIC &
WORKFORCE DEVELOPMENT

NATIONAL APPRENTICESHIP WEEK #NAW2022



SFOEWD 
@sfoewd

Happy [#NationalApprenticeshipWeek](#)!
Apprenticeships help us deliver long-lasting careers and a more skilled, diverse, union workforce. San Francisco has a long history of advancing apprenticeships. In 16 years, over 1,800 construction apprentices have graduated from [@CityBuildSF](#).



 San Francisco Department of Human Resources and 5 others



California Building Trades Council
@CA_Bldg_Trades

Stop 3 for Day 3 of [#NAW2022](#) with the [@TradesSf](#) at the [@SFGiants](#) Mission Rock development. A true partnership between the Trades, the [#Giants](#) and the City of [#SanFrancisco](#) that's creating new opportunities for [#Apprenticeship](#).

[@LorenaSGonzalez](#) and [@BauerKahan](#) on hand.



 The Building Trades and City of San Francisco



SAN FRANCISCO
OFFICE OF ECONOMIC &
WORKFORCE DEVELOPMENT

NOVEMBER WARN NOTICES



November 4, 2022

Twitter, Inc.

1355 Market St #900
San Francisco, CA 94103

Sent via Email

WARN Act Coordinator
Statewide Services Unit
Workforce Services Division
Employment Development Dept.
P.O. Box 826880, MIC 69/Room 3099
Sacramento, CA 94280-0001
eddwarnnotice@edd.ca.gov

Mayor London N. Breed
San Francisco County
City Hall, Room 200
1 Dr. Carlton B. Goodlett Place
San Francisco, CA 94102
mayorlondonbreed@sfgov.org

San Francisco Workforce Development Bd.
Mr. Joshua Arce
Director, Workforce Development
1 South Van Ness Avenue, 5th Floor
San Francisco, CA 94103
warn.notice@sfgov.org

Re: Notice of Workforce Reduction at Twitter, Inc.

This letter is to inform you that Twitter, Inc. (the "Company") will be conducting a workforce reduction affecting employees at its offices at 1355 Market Street, San Francisco, CA 94113 ("SF Office"). As a result, we anticipate that approximately 784 employees at the SF Office will be terminated from the Company, with terminations expected to begin January 4, 2023.

No affected employee is represented by a union, and no affected employee will have bumping rights. The workforce reductions are expected to be permanent.

Affected employees will be paid all wages and other benefits to which they are entitled through their date of termination. The Company provided notice to the affected employees via email on November 4, 2022. See attached for an example of the notice sent. Enclosed are the job classifications of the positions to be affected and the number of affected employees in each in the SF Office.

Please understand that this notice is being provided based on the information available to the Company at this time. For more information, please submit questions to WARNnotices@twitter.com.

Sincerely,
Twitter Human Resources

San Francisco, CA Office

Job Classification	No. of Affected Employees
Executive/senior-level officials and managers	9
First/mid-level officials and managers	147
Professionals	592
Sales Workers	11
Administrative support workers	25
Total Affected	784

DISCUSSION

Joshua Arce, Director of Workforce Development
Office of Economic and Workforce Development

Prepared for Workforce Investment San Francisco (WISF)
Executive Committee Meeting

