

# DPA Annual Report

## DPA Annual Report

CY 2021



# What's New

- ✓ Police district pages comparing DPA case data and SFPD calls for service
- ✓ DPA website - includes a new dashboard to track DPA historical case findings
- ✓ Civilian Oversight Alliance meetings
- ✓ Senate Bill 16 increased releasable public police records



# 2021 at a Glance

11%

Sustained Rate

*8% above the  
National Average of  
4%*

35,866

SB1421  
Cumulative Pages  
Released

858

Closed Complaints

775

New Complaints

146

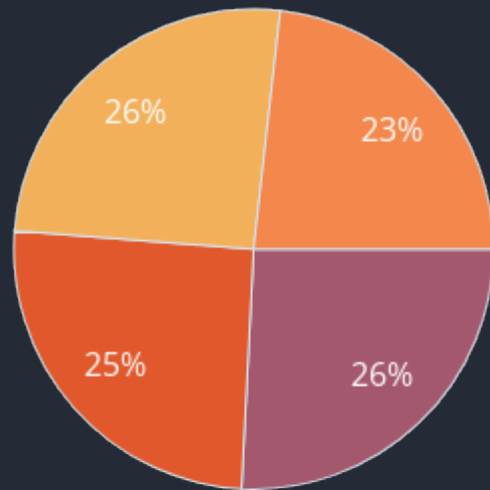
Evidence-Based  
Policy Recommendations



# Cases Opened in 2021

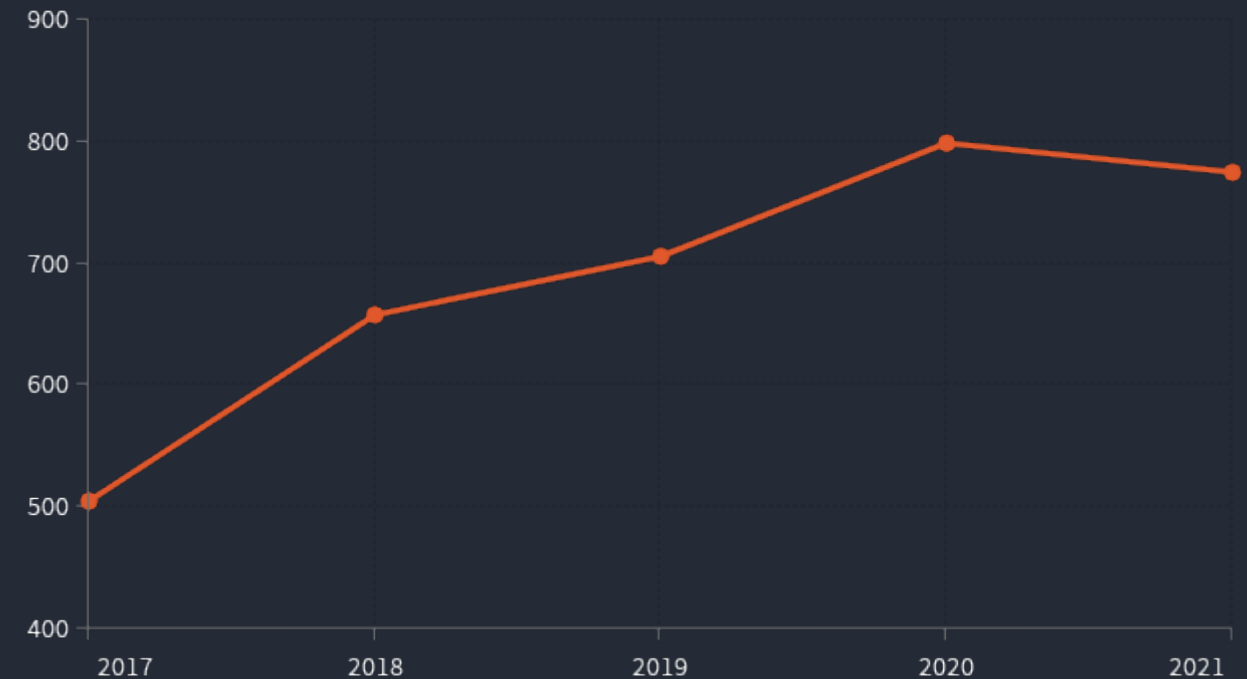
## 2021 Cases Opened by Quarter

Total = 775 Cases



1Q 200   2Q 197   3Q 198   4Q 180

## 5 Year Comparison of Opened Cases



**In 2021 new cases increased by 53% from 2017 to 2021.  
New complaints decreased by 3% from 2020.**

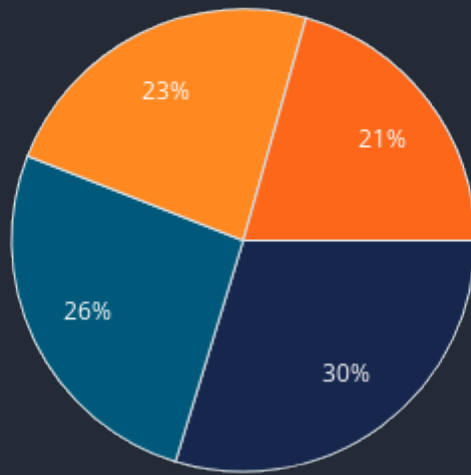




# Cases Closed in 2021

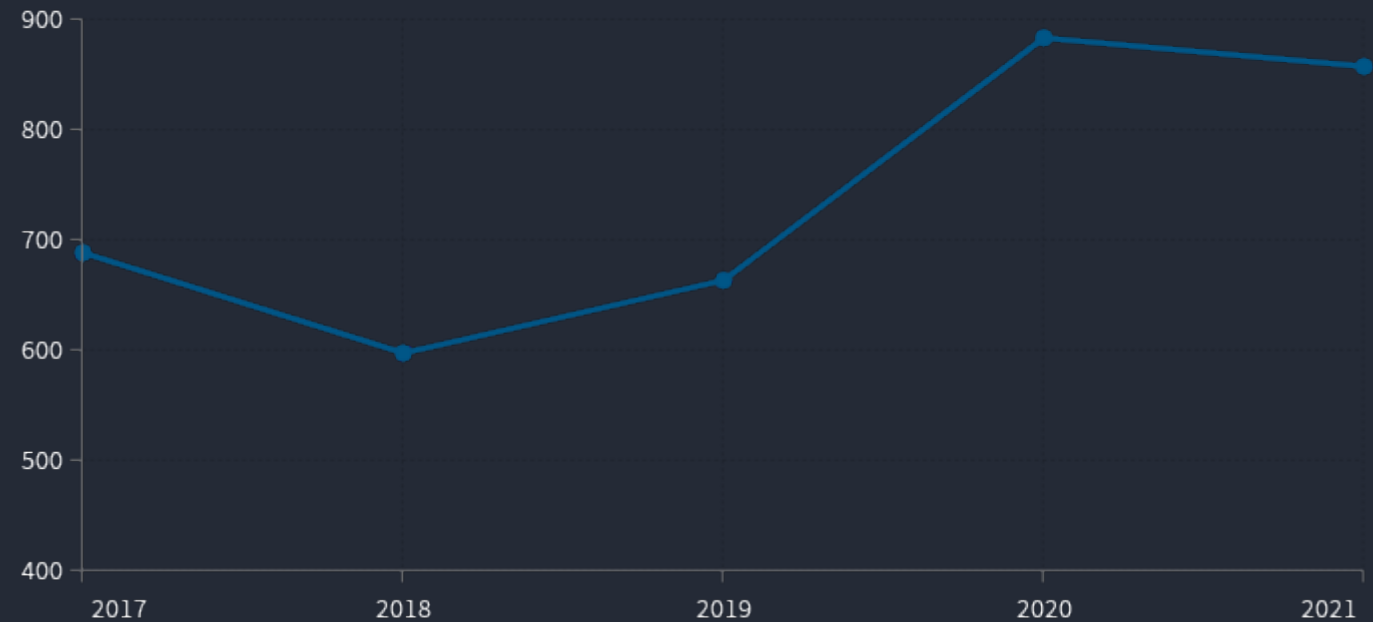
## Cases Closed by Quarter

Total = 858 Cases



1Q 255 2Q 225 3Q 201 4Q 177

## 5 Year Comparison of Cases Closed



**In 2021 DPA increased closures by 25% from 2017 to 2021. Closures decreased by 3% from 2020.**



# Demographics

Race/Ethnicity	#	%
Asian	54	7%
Black or African American	134	17%
Hispanic or Latinx	66	9%
White	218	28%
Other	46	6%
Declined to State	257	33%
<b>Total</b>	<b>775</b>	<b>100.00%</b>

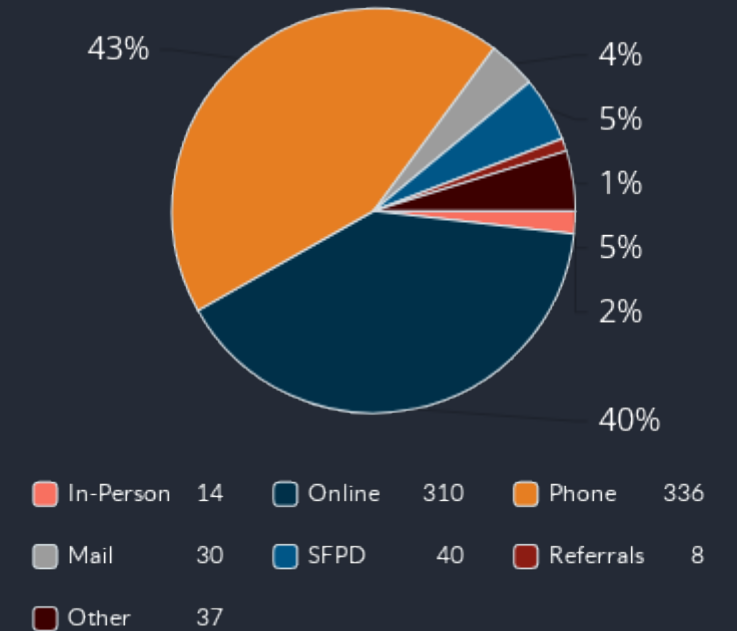
Age	#	%
1-13 (by an adult)	0	0%
14-16	1	0.1%
17-19	1	0.1%
20-30	70	9%
31-40	190	25%
41-50	101	13%
51-60	97	13%
61-70	76	10%
71-80	16	2%
Over 80	4	1%
Declined to State	219	28%
<b>Grand Total</b>	<b>775</b>	<b>100%</b>

Complainants	#	%
Complainants	767	99%
Anonymous Complainants	8	1%
<b>Total</b>	<b>775</b>	<b>100%</b>

Gender	#	%
Female	222	29%
Male	339	44%
Genderqueer / Gender Non-binary	7	1%
Transgender	6	1%
Declined to State	201	26%
<b>Grand Total</b>	<b>775</b>	<b>100.00%</b>

## How Complaints Were Received



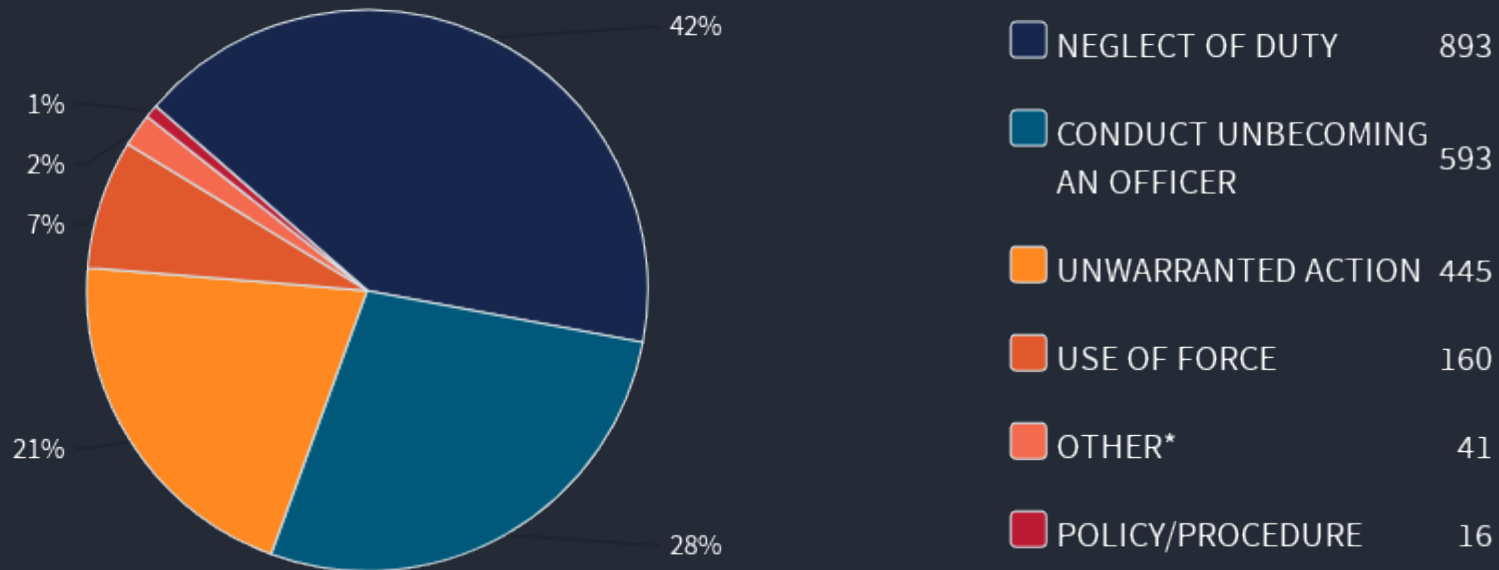
Most (95%) of the complaints provided some type of demographic data. Most complaints were received by either phone (43%) or online (40%).



# Case Findings

## Allegations by Type

2,148 Allegations = 858 Cases

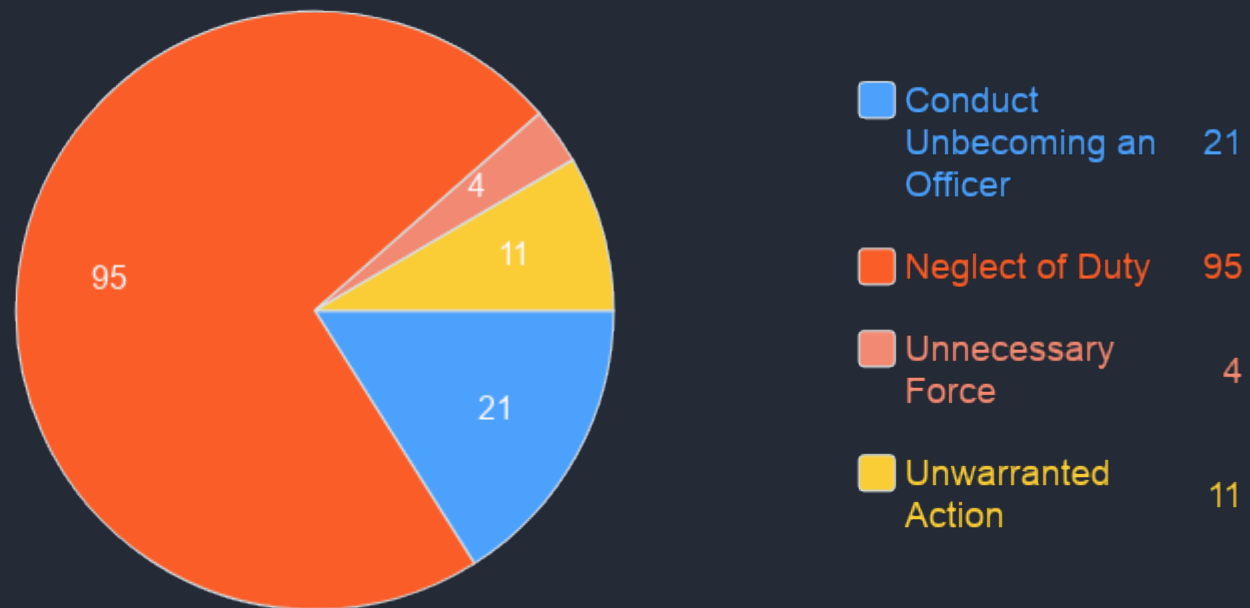


**In 2021 DPA made findings in 858 Cases, Totaling 2,148 Allegations. The most common allegations were Neglect of Duty, Conduct Unbecoming an Officer, and Unwarranted Action, which made up 90% of all allegations.**



# Improper Conduct Findings

## Improper Conduct Allegations by Type



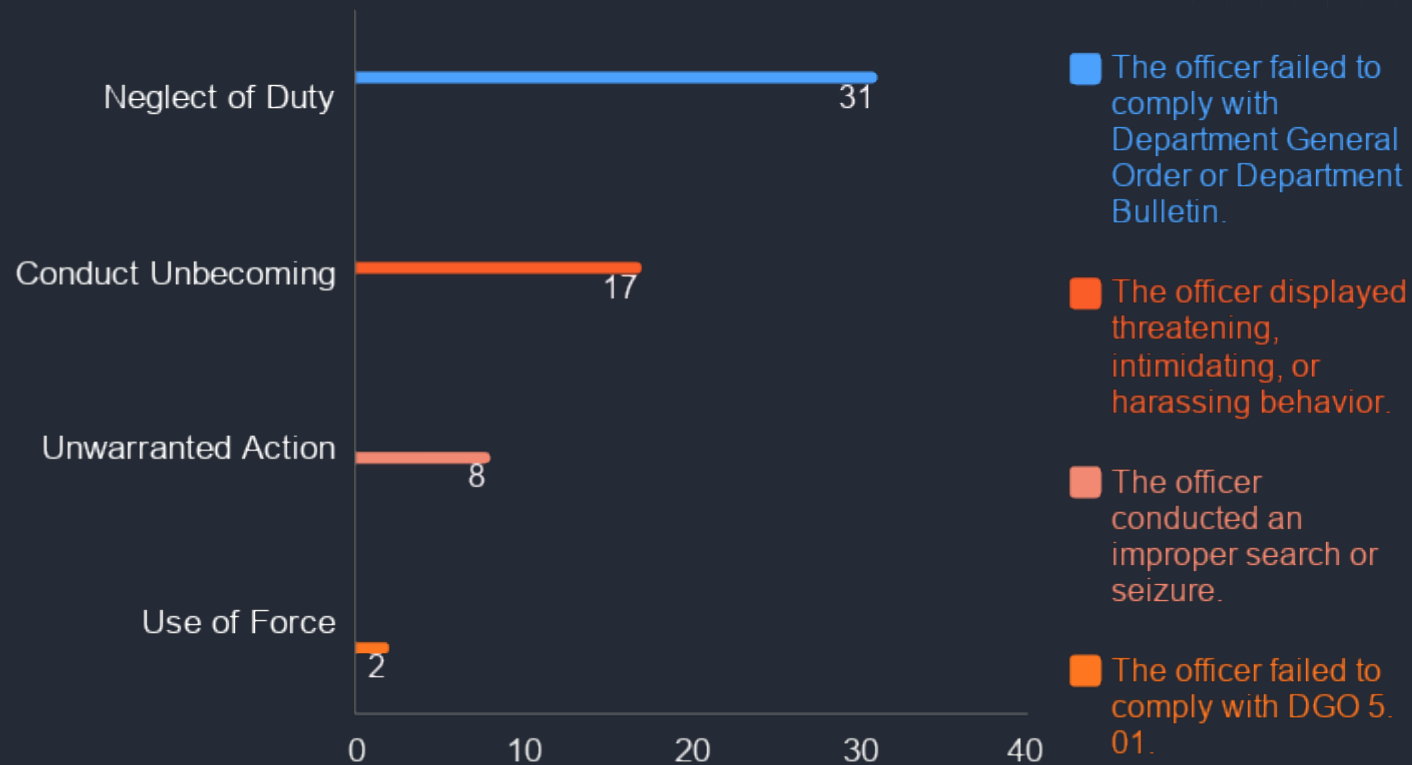
**In 2021, DPA found Improper Conduct (Sustained) in 131 Allegations (Total of 61 Cases). The most common allegation were Neglect of Duty and Conduct Unbecoming An Officer.**





# Improper Conduct Findings

## Top Improper Conduct Allegation Subtypes



**In 2021, DPA found the top Improper Conduct (Sustained) allegation subtype was Neglect of Duty - The officer failed to comply with a Department General Order or Bulletin (31 Improper conduct allegations). The second highest is Conduct Unbecoming - The officer displayed threatening, intimidating, or harassing behavior.**



# New District Pages

## Mission District



Mission District had a total of 87 cases or 10% of DPA's total investigated cases in 2021. Mission's highest reported allegation is Neglect of Duty (140 allegations) and a total of 26 improper conduct allegations (13 improper conduct cases)



Mission cases make up 10% (87) of DPA's total cases



Mission ranked #5 in overall cases reported to DPA in 2021 (54)

5,711 Total Calls for Service in Mission or 11.64% of SFPDs total calls for service in 2021



Neglect of Duty is the Mission's **highest** allegation at 140 or 42%

Population: 80,340  
White: 67.40%  
Black: 2.70%  
Asian: 12%  
Other: 17.90%  
Hispanic: 30.10%

Larceny theft is Mission's **highest** call for service at 3,019 or 53%



13 Improper Conduct Cases, in Mission

**Mission's #1 Improper Conduct Allegation (26)**  
Failing to comply with a Department General Order or Department Bulletin

Burglary is Mission's **second** highest call for service at 963 or 17%

## Northern District



Northern District had a total of 53 cases, or 6% of DPA's total investigated cases, in 2021. Northern's highest reported allegation is Neglect of Duty (63 allegations) and a total of 7 improper conduct allegations (3 improper conduct cases.)



Northern cases make up 6% (53) of DPA's total cases.



Northern ranked #6 in overall cases reported to DPA in 2021 (53)

8,223 Total Calls for Service in Northern or 16.76% of SFPDs total calls for service in 2021



Neglect of Duty is Northern's highest allegation reported at 63 or 52%

Population: 96,336  
White: 67.10%  
Black: 7.70%  
Asian: 19%  
Other: 6.30%  
Hispanic: 8.50%

Larceny theft is Northern's highest call for service at 5,607 or 68%

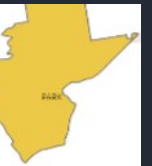


3 Improper conduct cases

**Northern's #1 Improper Conduct Allegation (7)**  
Failing to activate Body Worn Camera

Burglary is Northern's second highest call for service at 1,317 or 16%

## Park District



Park District had a total of 35 cases, or 4% of DPA's total investigated cases, in 2021. Mission's highest reported allegation is Neglect of Duty (36 allegations) and a total of 1 improper conduct allegation (1 improper conduct case.)



Park cases make up 4% (35) of DPA's total cases.



Park ranked #10 in overall cases reported to DPA in 2021 (35)

2,652 Total Calls for Service in Park or 5.41% of SFPDs total calls for service in 2021



Neglect of Duty is Park's **highest** allegation reported at 36 or 41%

Population: 62,169  
White: 71.20%  
Black: 5.60%  
Asian: 15%  
Other: 8.40%  
Hispanic: 9.90%

Larceny theft is Park's **highest** call for service at 1,737 or 65%



1 Improper conduct cases in Park

**Park's #1 Improper Conduct Allegation (1)**  
Failing to activate Body Worn Camera

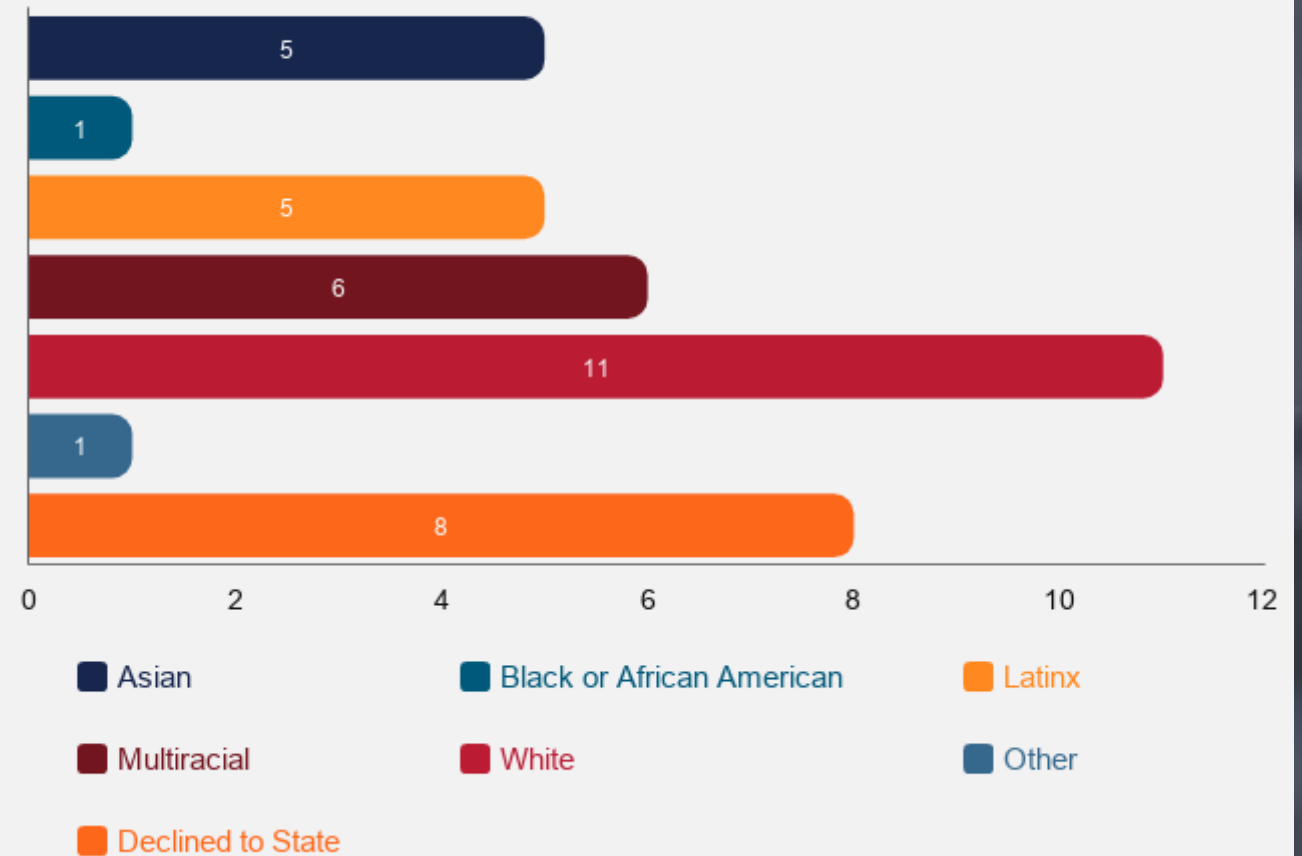
Burglary is Park's second highest call for service at 486 or 18%



# Mediation

- 37 Cases Mediated
- Neglect of Duty the Most Common Complaint (24 Cases)
- 18 Cases mediated with a representative from SFPD
- The majority were from the Northern (8), Mission (6), and Tenderloin (5) Districts
- New Mediation Coordinator

**Ethnicity/Race of Mediation Participants**





# Policy

✓ 12 Department General Orders (DGOs) reviewed & analyzed

✓ 149 policy recommendations

✓ Created Recommendation Tracking Matrix

✓ DPA initiated a DGO limiting questioning and searching individuals on probation, parole, and other forms of supervised release

✓ DPA recommended that plainclothes officers be required to wear body worn cameras when taking enforcement actions

✓ DPA recommended that SFPD change DGO 3.01 to allow for greater community involvement and increased civilian oversight in SFPD's policy development process



# Senate Bill 1421



35,866 Total Pages





# Audit



Association of Local Government Auditors (ALGA) presented San Francisco with the Distinguished Knighton Award for DPA and Office of the Controller audit titled The Police Department Needs Clearer Guidance and More Proactive Governance for Better Use-of-Force Data Collection and Reporting



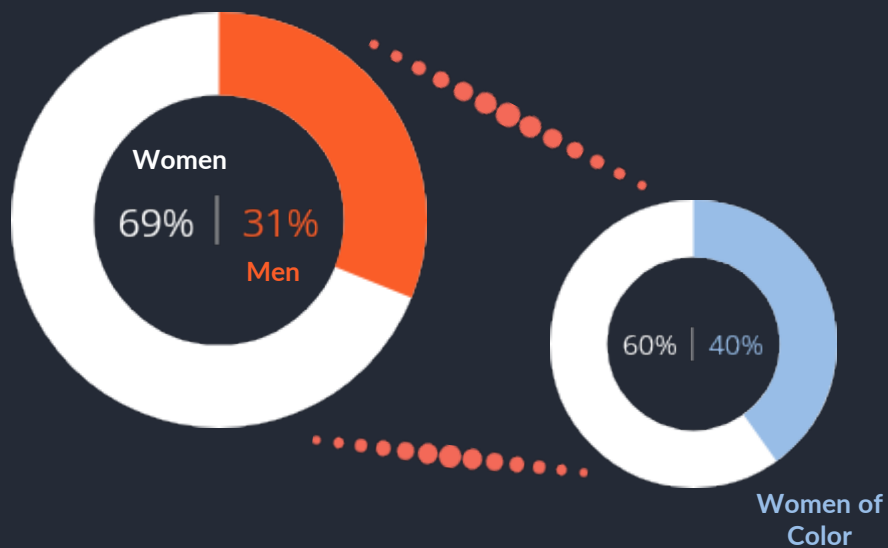
Initiated an Audit on how SFPD handles allegations of bias and discrimination



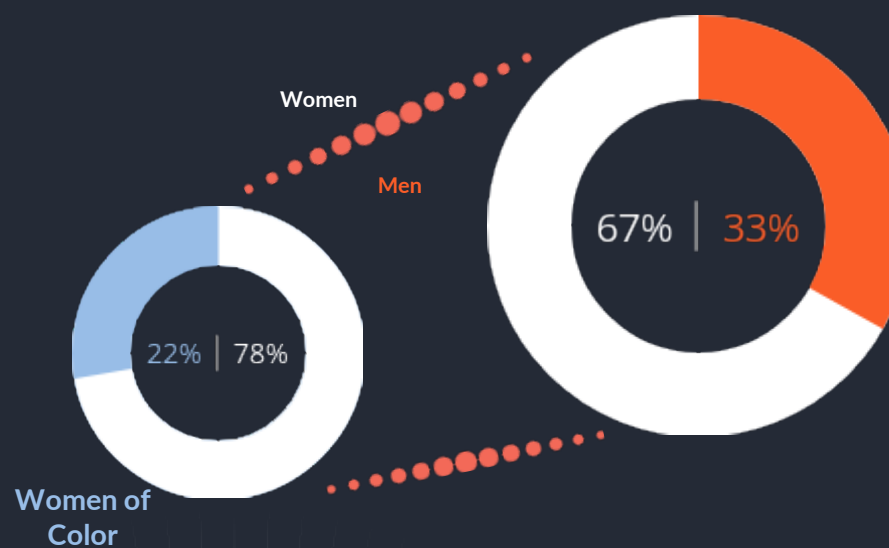
In December 2021, DPA issued an audit of SFPD's compliance with Department General Order 8.10 Guidelines for First Amendment Activities (DGO 8.10)



# Racial Equity



Overall Hiring Demographics



Leadership Positions

**50%**  
Exec staff is women

**40%**  
Staff hiring is women of color

**69%**  
Overall hiring are women



# Law and Justice Reform Internship Program



**45%**  
Women

**20 Hours**  
of investigative  
interviews  
summarized

**300 Hours**  
of research





Department of Police Accountability

Thank you for  
your time.