

RESPONSE #12809 SUBMITTED ON 03/17/2022 11:40:58 AM

Art Vendor Application - English

Page 1 of 3 - Grantee Information

Art Vendor Information

Legal First Name: **Suaro**

Legal Last Name: **Cervantes**

Artist Name (if different): **Suasutros**

Preferred Language: **English**

Contact Information

Home Address: **[REDACTED]**

Apartment/Unit/Suite #: *No answer given*

City: **[REDACTED]**

Email: **[REDACTED]**

Phone: **[REDACTED]**

State: **[REDACTED]**

Zip Code: **[REDACTED]**

Studio Address/Where your art is made (if different than your home address - Cannot be a PO Box) **[REDACTED]**

Apartment/Unit/Suite #: *No answer given*

City: **[REDACTED]**

State: **[REDACTED]**



Zip Code

[REDACTED]

Emergency Contact Name

[REDACTED]

Emergency Contact's Email

[REDACTED]

Emergency Contact's Phone Number

[REDACTED]

Are you a current art vendor adding an additional craft?

Yes

A family unit is two (2) or more persons jointly engaged in the creation of an art or craft item
Is this an application for a Family Unit?

Yes

Edit section title

Art Vendor

Jennifer Greco

License #

9109



Page 2 of 3 - Art Vendor Questions

Artist Biography (Please provide a short biography about yourself and your craft):

Brought up and nurtured through the San Francisco Bay Areas strong mural and street art traditions. Self-taught through watching & adapting self in mastering the tools and processes passed on through a multi disciplinary set of influences acquired along artistic path Combining a high efficiency in mural production, facilitation and execution with permanent fabrications and installations set in monumental form using ceramics, wood, glass and found metal objects.

1 Describe your work in detail How do you make it?

As a mosaic artist traditionally using broken and and cut ceramic and glass tile The same cutting methods are used for both, so it has been a fluid transition. Combining my love for plants I have developed a terraplant that I have become familiar of in a three dimensional diamond form to house air plants. It is made of four 1 1/2" x 4" pieces and 2 triangular pieces to encase the bottom of planter. I can achieve 6 complete pieces out of a square foot of glass. Once I have my glass cut to shape, I then use the grinder to achieve a porous edge for copper tape I then copper tape each piece by hand Then, using a wood prop to get the angle i want to achieve, I brush on flux to the copper and I solder the top and bottom joints separately on the top joint I combine and wire loop for the chain to hang onto. Also using another wooden prop, I then combine the already tinned (soldered) triangles to the bottom section. once I have the two halves I lean them on their side and connect them at the joints making sure that the pieces are as square as possible to maintain strength. Then clean and de flux residue and polish.

2. Where did you learn your craft?

My first first stained glass mosaic I made for my stepdaughters school fundraiser creating a replica of Van Goghs "Starry Night" 3 years ago, from that point I was hooked on glass and wanted to develop my skills as a stained glassman Running from the end of this past year going into this year I have taken two Stained Glass workshops with Stained Glass Garden in Berkeley. I have learned the Tiffany Method of Stained Glass, the other method would be using lead channel, of which i may head into later as I journey into the art form. My instructor Julie has been a great help and is always a helping hand if and when I need assistance. Getting to practice and fine tune my process has been the most gratifying part. I'm finding new ways of being efficient, creating something repeatedly I have found to be the way to best process as I develop my own visions for other ideas and ways to interpret light, color and form

3. Did you take a class or learn on your own?

Yes! At Stained Glass Garden in Berkeley Ca. I've taken two workshops in the Tiffany method of stained glass and I look forward to learning the lead channel method as well For now, I am fine tuning my process in creating batches of product and working on smaller scale hanging and framed works.

Please provide up to five (5) images of the work, both in process and finalized.

IMG 0014 jpeg

Please provide up to five (5) images of the work, both in process and finalized.

IMG 0329 jpeg

Please provide up to five (5) images of the work, both in process and finalized.

IMG 0054 jpeg

Additionally, artists may upload a video (up to

IMG 0037 mov



five minutes) of their process.

4. Tell us why you make this work?

Apart from being able to vend alongside my wife, It is not everyday that someone brings joy into someones home through art, bringing my love of nature/plants and the stained glass world together is a dream come true that I share, and is a baby of ours that we committed to this past year. For me also just to switch gears after doing mural work for so long and it being so taxing on the body, and I can appreciate the slower pace. It is much harder too provide a similar product like a ceramic planter, which demands more work and parts. Being a lover of light and hence....colored glass! This is a opportunity to bridge my artistic experience as a muralist and mosaicist to the masses in a whole new light. Secondly there is a degree of alchemy that I appreciate combining fire/metal elements that I find very fluid and takes time to tame of which I am enjoying. My brush work seems to be paying off so far. Initially that was gonna be a learning curve, ultimately a primary challenge when you commit to stained glass making, the process for me is what drives me to expand on the knowledge and its limits. I am very excited to create more inspired works as i move on, im just happy i'm on my way to one thousand cranes.

5. What makes your work different from other artists and craftspeople making similar items?

There are so many ways to explore this art form and I am in its infancy stage. I feel that I have so much growth to do as I commence on this journey. Overnight, I have grown to be a full time stained glassmen, I am very fortunate to have this opportunity to bring joy to others in this way. Thus, creating a path to connect my market with my experience as a mural painter and mosaic artist of over 20 years. I wish to combine my carpentry skills and my newly found Tiffany style and method of stained glass that is world class, Playing with elements that people can gravitate to and want to engage with. Getting to know my story as someone born and raised in a San Francisco Bay Area state of mind. I have dissected similar works of my peers and I can say that all my work will be exemplary to the next, based on the fact that I am dedicated to the process and the work I create. Seeing through that my concepts and workmanship is of the highest quality and having fun exploring this realm that people can be inspired by and walk away with.

(Optional) Please provide an artist CV or Résumé:

Artist Resume-2.docx

(Optional) Please provide any Letters of Recommendation from other markets or studios you may have:

No answer given

6. What artist or business name are you operating under?

Loverz Lux

7. Do you have a website, Etsy, Instagram or any other publicly accessible online store or social media account?

Yes

If Yes, please provide links to your public sites:

<https://www.instagram.com/suarocervantes/>

Please upload your image of display

IMG_3601.PNG

IMG_0047.jpeg



8. Are you using logos or material commonly used in commercial products?

No

9. How are you ensuring customers can tell a difference between your work and commercial or mass-produced items?

I am dedicated to exhibiting that my craftsmanship and eye to detail and design stands apart from any mass produced stained glass products.

10. What steps have you taken to ensure that you are not violating any copyright or other laws that might apply to the logo or other material commonly used in commercial products?

I consulted with my families art business lawyer around copyright issues pertaining to my product.

11. Does your artwork comply with all federal, state, and local laws and ordinance, including, if necessary, lawful authority to use logos or other images protected by copyright or trademark laws?

Yes

12. Are there any health and safety restrictions on your products?

No

13. Please upload recent receipts for any tools and materials. Must be the same tools and materials used to create the items in the work samples.

Stained Glass Garden 1.pdf

13. Please upload recent receipts for any tools and materials. Must be the same tools and materials used to create the items in the work samples.

Stained GLASSTWO.pdf

13. Please upload recent receipts for any tools and materials. Must be the same tools and materials used to create the items in the work samples.

Stained Glass Bootcamp.pdf

14. What, if any, safety precautions do you employ in your work?

As a part of the creation process in stained glass I utilize a series of safety measures. I use a respirator and gloves when soldering together pieces, and finally during patina and polishing processes. I also use ear plugs during the grinding of glass and protective goggles and a series of different latex/nitrile gloves during the cutting and grinding of the glass, as well as during the application of flux during soldering.



Page 3 of 3 - Certification and Release

I confirm that the information within this application is true and correct.

Pronoun: No answer given

Legal First Name: Suaro

Legal Last Name: Cervantes

Date: 03/17/2022

Attached Files



IMG_0014.jpeg

https://sfac.tfaforms.net/uploads/get/3d4ff21cac534f33738285507063982a-IMG_0014.jpeg
(https://sfac.tfaforms.net/uploads/get/3d4ff21cac534f33738285507063982a-IMG_0014.jpeg)



IMG_0329.jpeg

https://sfac.tfaforms.net/uploads/get/6971a81cea38b08681c2b59bb6f4c889-IMG_0329.jpeg
(https://sfac.tfaforms.net/uploads/get/6971a81cea38b08681c2b59bb6f4c889-IMG_0329.jpeg)



IMG_0054.jpeg

https://sfac.tfaforms.net/uploads/get/c36bf35b7d686bfd096a21c1009763a4-IMG_0054.jpeg
(https://sfac.tfaforms.net/uploads/get/c36bf35b7d686bfd096a21c1009763a4-IMG_0054.jpeg)



IMG_0037.mov

https://sfac.tfaforms.net/uploads/get/d49941c51f874cd9baf959fd6fbbeca5-IMG_0037.mov
(https://sfac.tfaforms.net/uploads/get/d49941c51f874cd9baf959fd6fbbeca5-IMG_0037.mov)



Artist Resume-2.docx

https://sfac.tfaforms.net/uploads/get/51e5a1c83be88f4126de1f02be5ea6cc-Artist-Resume-2.docx
(https://sfac.tfaforms.net/uploads/get/51e5a1c83be88f4126de1f02be5ea6cc-Artist-Resume-2.docx)



IMG_3601.PNG

https://sfac.tfaforms.net/uploads/get/d6ce0d2c98f1c2146e5b0e18b42b39f3-IMG_3601.PNG
(https://sfac.tfaforms.net/uploads/get/d6ce0d2c98f1c2146e5b0e18b42b39f3-IMG_3601.PNG)





IMG_0047.jpeg

https://sfac.tfaforms.net/uploads/get/942760c823a8cb2b05f4758475300bdb-IMG_0047.jpeg

(https://sfac.tfaforms.net/uploads/get/942760c823a8cb2b05f4758475300bdb-IMG_0047.jpeg)



Stained Glass Garden 1.pdf

<https://sfac.tfaforms.net/uploads/get/2b1d42f0de8d62ce0926247092dbf2ed-Stained-Glass-Garden-1.pdf>

(<https://sfac.tfaforms.net/uploads/get/2b1d42f0de8d62ce0926247092dbf2ed-Stained-Glass-Garden-1.pdf>)



Stained GLASSTWO.pdf

<https://sfac.tfaforms.net/uploads/get/16fe46aacf0722cbe0599130711b14b3-Stained-GLASSTWO.pdf>

(<https://sfac.tfaforms.net/uploads/get/16fe46aacf0722cbe0599130711b14b3-Stained-GLASSTWO.pdf>)



Stained Glass Bootcamp.pdf

<https://sfac.tfaforms.net/uploads/get/41a31df54b609b5bd920f6474c0259aa-Stained-Glass-Bootcamp.pdf>


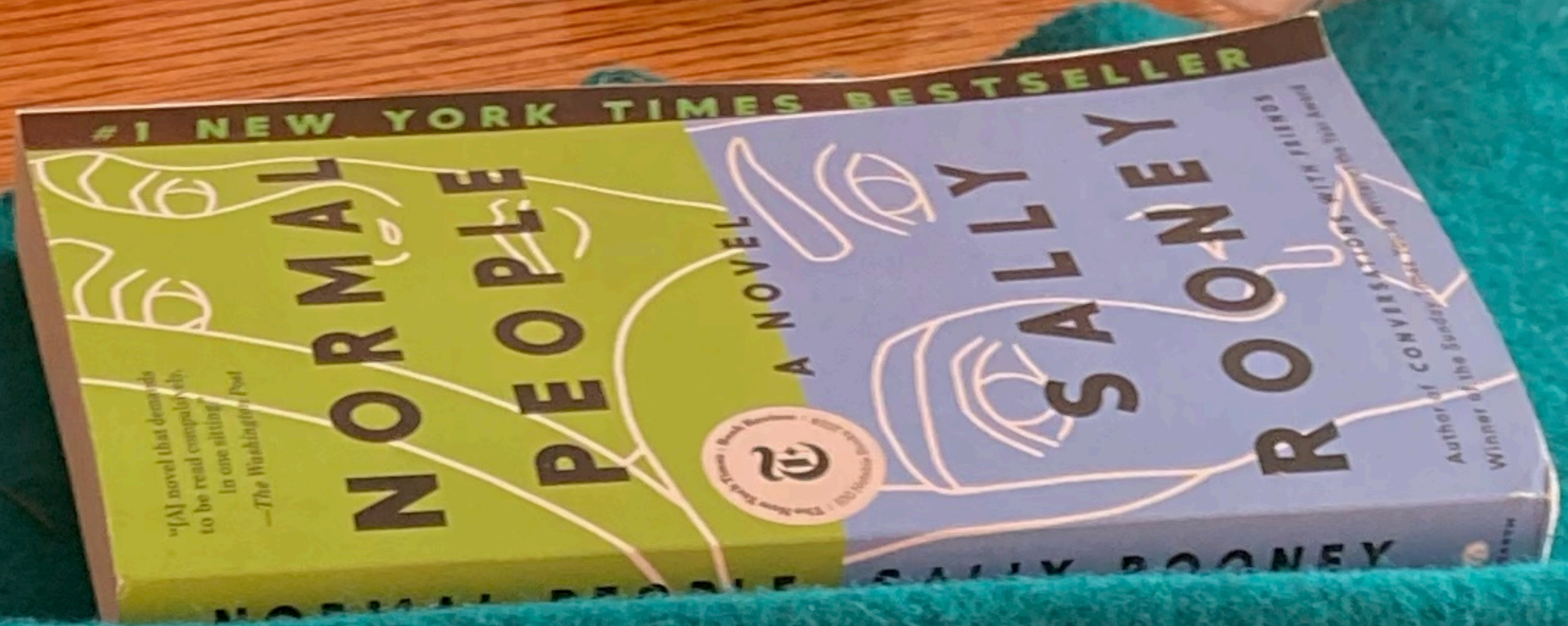

(<https://sfac.tfaforms.net/uploads/get/41a31df54b609b5bd920f6474c0259aa-Stained-Glass-Bootcamp.pdf>)











Loverz Lux