



Subject Emergency Two-Way Communication Call Stations

References • 2019 California Building Code (CBC)
• 2010 ADA Standards (ADAS)

Purpose This bulletin provides guidance on the minimum requirements for emergency two-way communication call stations.

For more information visit the Mayor's Office on Disability (MOD) website: sfgov.org/mod

CBC Code Section **Summary**

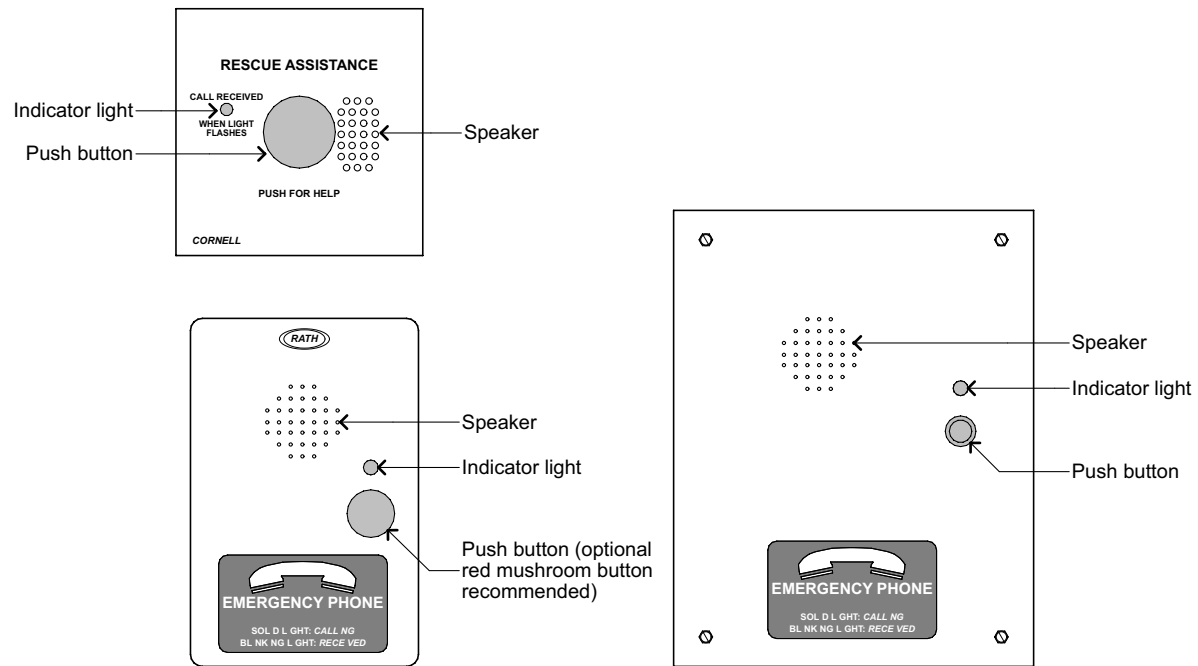
403.5.3.1	High-rise stairway communication system.
1009	Accessible means of egress.
1009.6	Areas of refuge.
1009.6.3	Wheelchair clear floor space in areas of refuge: <ul style="list-style-type: none"> • 30" min. by 48" min. clear floor area. • Minimum 2 spaces. (Exception if approved by enforcing agency: Minimum 1 space if under 200 occupants on the floor). • Access to a wheelchair space can only be obstructed by one other wheelchair space. • Space(s) must be located outside the adjacent minimum egress width.
1009.8	Two-way communication.
1009.11	Instructions for two-way communication.
11B-305	Clear floor space.
11B-309	Operable parts.
11B-703.5	Visual characters.

Criteria for Call Stations

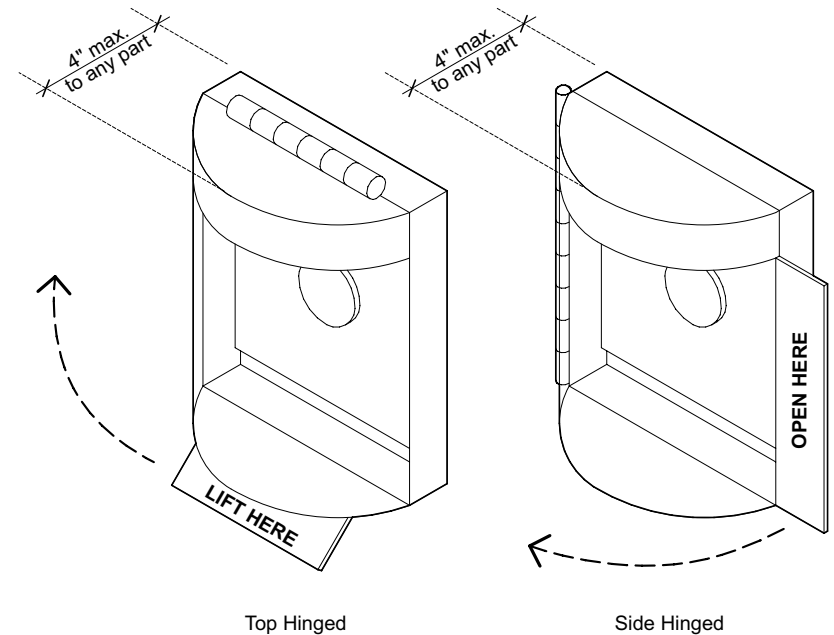
- Coordinate call stations with requirements of the San Francisco Fire Department.
- Operation
 - Shall be operable with one hand.
 - Shall not require tight grasping, pinching, or twisting of the wrist.
 - Shall have a force required to activate of 5 lb max.

Residential Dwelling Unit Terminology

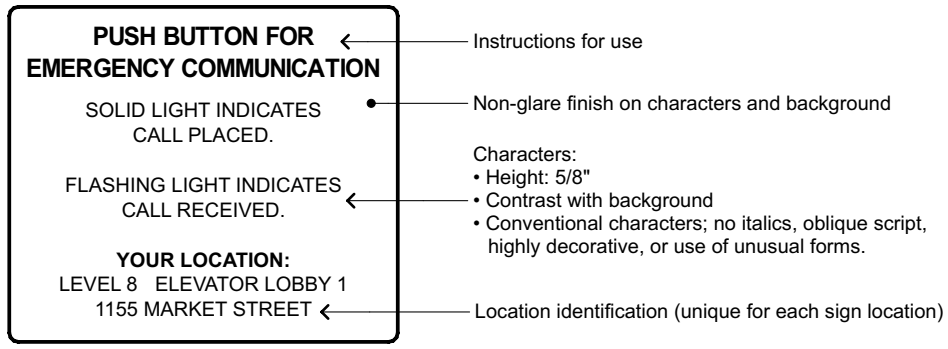
Mobility Unit: Residential dwelling unit per 11B-233.3.1.1 providing mobility features complying with Sections 11B-809.2 through 11B-809.4.
Adaptable Unit: Residential dwelling unit per 11B-233.3.1.2, providing adaptable accessibility features as required by Sections 11B-233.3.1.2.1 through 11B-233.3.1.2.6.
Communication Unit: Residential dwelling unit per 11B-233.3.1.3, providing communication features complying with Section 11B-809.5.



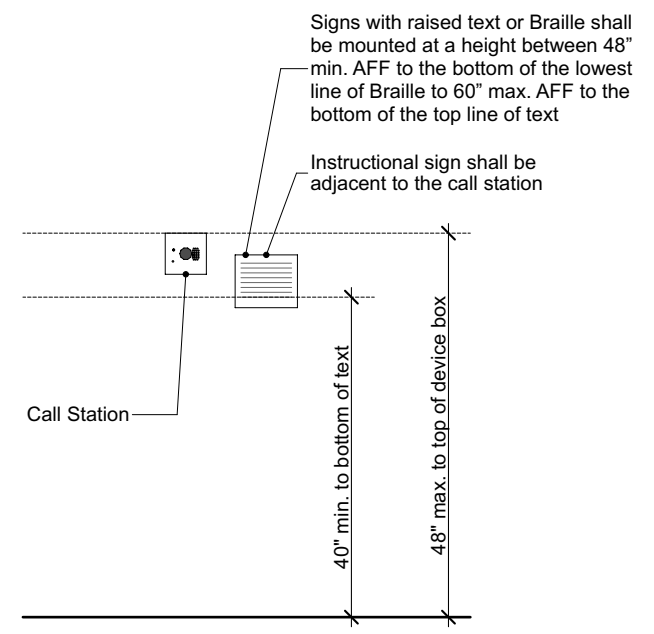
1 Call Station Examples
04.1



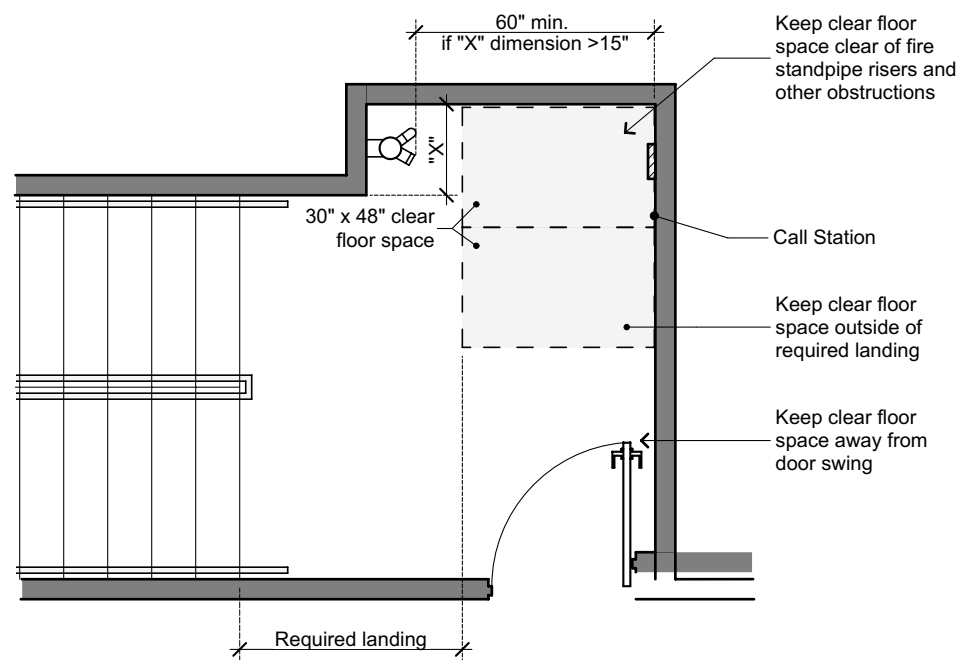
2 Call Station Covers, Where Provided
04.1



3 Call Station Instructional Sign Criteria - Example
04.1

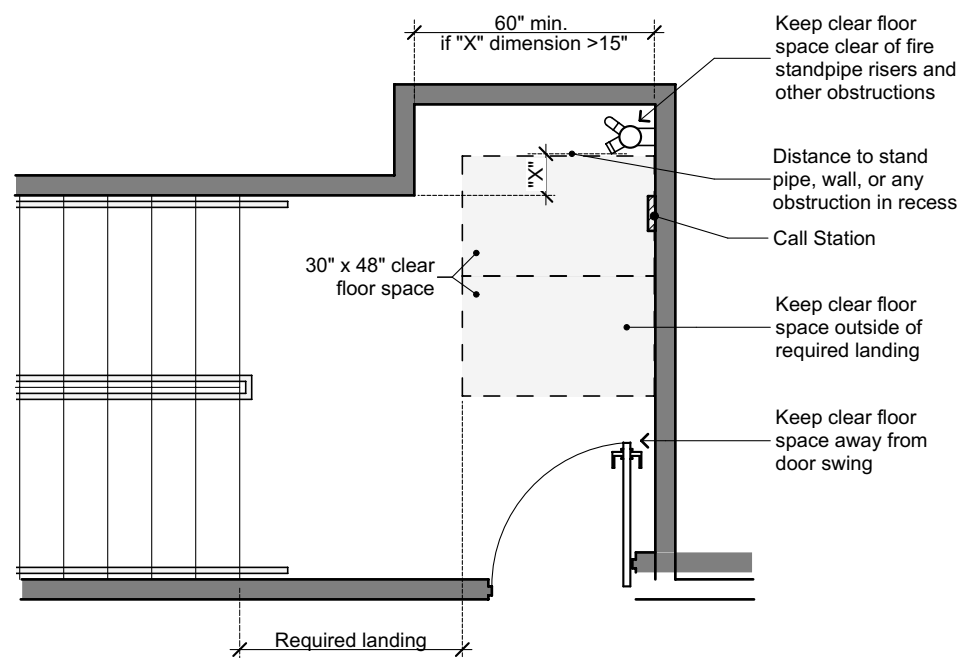


4 Call Station Mounting Heights
04.1

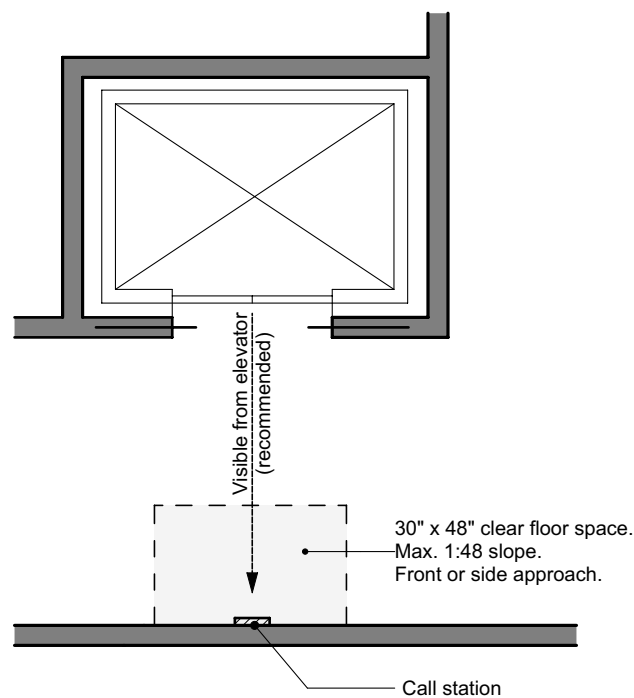


Note: These diagrams are provided to show examples of the requirements for positioning wheelchair clear spaces and are not intended to show all possible conditions.

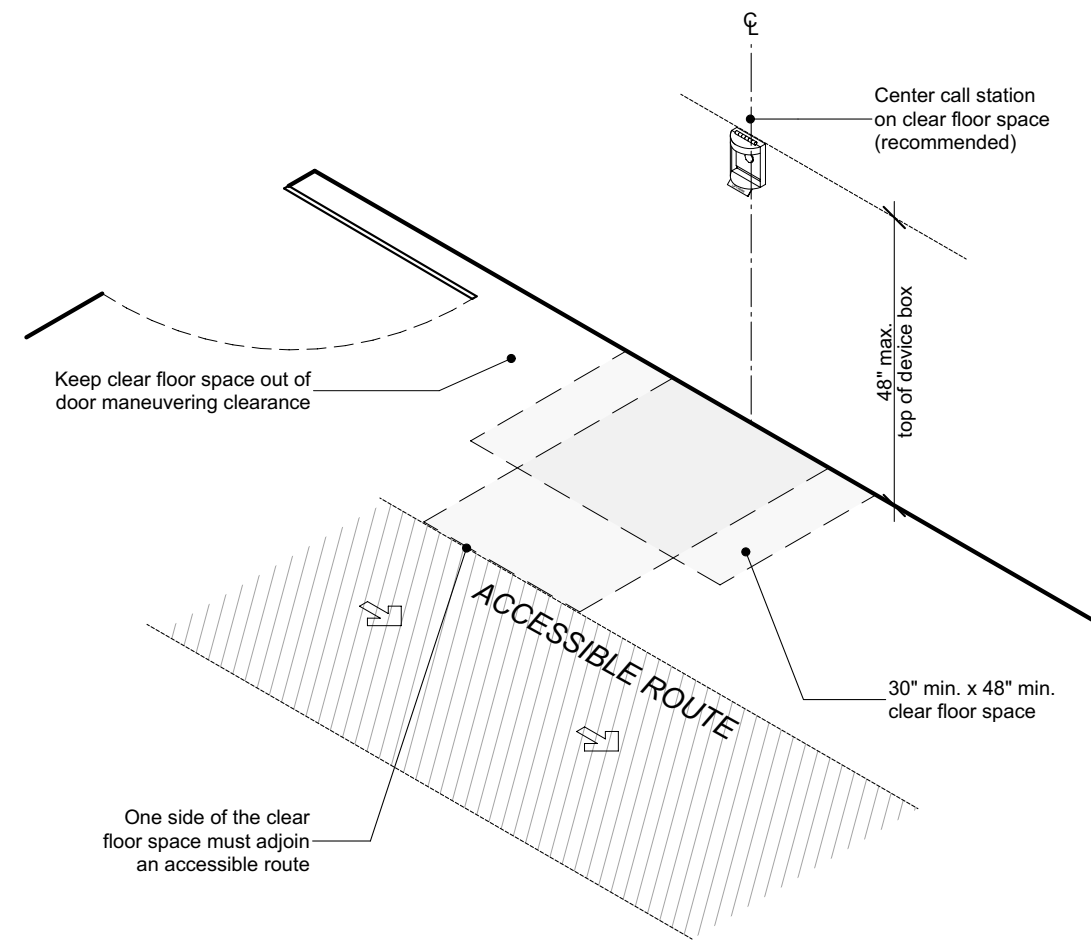
1 Area of Refuge Call Station - Example Plan
04.2



2 Area of Refuge Call Station - Example Plan
04.2



3 Call Station at Elevator Lobby
04.2



4 Call Station on Accessible Route
04.2