











SAN FRANCISCO PUBLIC WORKS

Department Proposed Budget

Fiscal Year 2021-22 and Fiscal 2022-23

City and County of San Francisco – February 22, 2021

Department Budget Submission Checklist

To be completed by: All departments.

Instructions: Submit this completed cover sheet with your budget submission and ensure all applicable forms below are included with your submission.

Department Name: __Public Works_____

- X **Summary of Major Changes:** Completed "Form 1A: Summary of Major Changes" explaining major changes submitted in department's budget proposal.
  - X **Proposed Efficiency/Reduction Savings Loaded in BPMS** via **Target Reports:** Completed "Form 1B: Target Proposal"
  - X **Department Budget Summary:** Completed "Form 1C: Department Budget Summary" Submission includes copy of report 15.50.012.
- X **IDS Detail:** Completed "Form 1D: IDS Detail."
- X **Revenue Report:** Completed "Form 2A: Revenue Report."
- X **Fees & Fines:** Completed "Form 2B: Fees & Fines."
- X **Cost Recovery:** Completed "Form 2C: Cost Recovery."
- X **Expenditure Changes:** Completed "Form 3A: Expenditure Changes."
- X **Position Changes:** Completed "Form 3B: Position Changes."
- ☐ **Layoffs :** Completed "Form 3C: Position Reductions Resulting in Layoffs."
- X **Contingency Reductions:** Completed "Form 3D: Contingency Reductions."
- X **Equipment & Fleet Requests:** Completed "Form 4A: New General Fund Equipment"; "Form 4B: Fleet".
- X **Minimum Compensation Ordinance:** The effects of the MCO in contracting have been considered as part of the budget submission.
- X **Proposition J Description, Summary, City Cost, Contract Cost**: Required for all existing or new Prop Js.
- X **Interdepartmental Services Balancing:** Included Excel download of 15.20.012 3.b.2 IDS balancing report from Enterprise Planning.
- X **Organizational Charts:** Submission contains updated position-level organizational charts for your department, with indication if the position is filled (F) or vacant (V). Organizational charts also reflect any proposed position changes.
- X **New Legislation:**
  - ☐ Included draft legislation that department would like to submit with the budget; or,
  - X Draft legislation in progress at this time. A description of the proposed changes is included in the "Summary of Major Changes" table. A draft will be provided to the Mayor's Office by 03/01/20.
- X **Other Requests:** Submitted requests for the following items (through separate forms), if applicable:
  - X COIT
  - X Capital

For Chief Financial Officer/Budget Manager:

I have reviewed the attached budget submission and affirm that all applicable forms checked off above are either included in this submission or have been submitted through the proper online forums.

Full Name: ___Devin Macaulay, Budget Manager_____

Signature: Signature Devin Macaulay

BUDGET FORM 1A: Summary of Major Changes
FY 2021-22 and FY 2022-23

Public Works

Major Changes	Department Response to Major Changes	**Equity Lens:** Explain what populations are benefited by these changes and how they are benefited. How will the department know those were successful?	**Equity Lens:** Explain what populations are negatively impacted by these changes and how they are impacted. Describe what strategies your Department recommends to mitigate any potential adverse impacts.
1. SUMMARY. What major changes is the department proposing? Clearly describe each change, including the fiscal impact of the proposal, and how the department proposes to fund each significant change (i.e. reprioritization of existing funds, grants, or other new revenues). Include detail related to position changes in Position section below.	In accordance with the Mayor's reduction target, Public Works reduced the annual General Fund support by $4.4 million in FY 2021-22 and $4.4 million in FY 2022-23. To meet this target, Public Works has made expenditure reductions, primarily in the Street Environmental Services division. These reductions are primarily from grant programs that provide additional cleaning services. Additional reductions include using other non-General Fund sources and deferring large equipment purchases. The proposed budget does not contain any position reductions or layoffs.	To mitigate the impact of meeting the Mayor's reduction target and not affect any one population, Public Works is prioritizing Public Works staffing levels so that it can continue to provide the critical services for the entire the City, especially those underserved communities. Public Works is exhausting fund balances to support labor and non labor service levels to meet this objective. In addition, increases to funding from the SFPUC will sustain manual cleaning services and increased revenue from JC Decaux will allow sustained funding for restroom monitoring services.	As a result of the Mayor's reduction target, Public Works will adjust services to match the funds available. With approximately 90% of the General Fund operating funds supporting the Street Environmental Services division, adjustments to some cleaning programs and cleaning frequency will be needed.
2. TARGET. How did the department meet its target? What are the high-level programmatic, operational, or staffing impacts of this proposed reduction?	Public Works met the Mayor's reduction target with a combinations of expenditure decreases (grant program reductions, equipment deferrals) and revenue increases (SFPUC workorder, JC Decaux revenue), primarily in the Street Environmental Services division.	See below.	See below.
3. EXPENDITURE CHANGES. What major expenditure changes is the department proposing? Please provide information especially for any grant changes, major contract changes, personnel changes, or other changes that affect core services and functions. What is the overall General Fund impact? Highlight any changes related to major changes/initiatives as noted in the Summary section.	Public Works reduced expenditure budgets with a combination of increased salary and mandatory fringe benefits savings and non-labor street cleaning services. Approximately 90% of the General Fund support Public Works receives in the annual operating budget is dedicated to the Street Environmental Services division for street cleaning services. With the mandatory general fund reduction targets, Street Environmental Series is impacted. Rather than reduce Pubilc Works city staff and have layoffs, we are reducing grant programs and equipment purchases. Public Works is exhausting available fund balances in effort to maintain staffing to perform the critical street cleaning services for the City.	Public Works is exhausting fund balances from Gas Tax and other sources to support and maintain labor and non-labor services levels. The Street Environmental Services division receives approximately 90% of the General Fund operating support of Public Works. Use of fund balances will help Public Works to avoid staff layoffs and preserve services.	To mitigate the impact, the majority of the budget reductions were selected from inactive grant programs and previously budgeted equipment. The Mayor's reduction target has affected funding available and will result in adjustments to some cleaning programs and cleaning frequency.
4. REVENUE. What revenue changes did the department submit from the base budget? Please differentiate between General Fund and non-General Fund. (This should match an Audit Trail, as shown in form 2A Revenue Report).	Public Works General Fund revenue increased from base budget by $1.1M due to increased service requests from SFPUC for cleaning of catch basins and increased revenue from JC Decaux related to restroom monitoring services, partially offset with a reduction to revenues from the Street Use and Mapping division for permits and fees resulting from the economic downturn affects from the pandemic.	Increases to funding from the SFPUC will sustain manual cleaning services and increased revenue from JC Decaux will allow sustained funding for restroom monitoring services.	The net revenue increase has no negative impacts and will support cleaning services and restroom monitoring services. The Street Use and Mapping division has adjusted revenue expectations lower due to the economic downturn resulting from the pandemic and the City's economic recovery efforts to reduce/ defer permit and fee revenue.
5. LEGISLATION. Is the department seeking to submit any legislation with the budget? Does the department's budget assume any revenues/expenditures that require a legislative change? If so, please submit drafts of legislation along with the budget submission. Or provide a summary of desired legislation and an expected date of submission, if still in progress.	Public Works is actively working to analyze the costs associated with specific fees, fines, permit revenues that will require Mayor and Board of Supervisors approval. Public Works has engaged a consultant to help expedite this analysis and expects to forward the results to the Mayor's Office by May 2021.	n/a	n/a
6. PROP J. Identify existing Prop J Analyses that will continue, and if the department's budget proposes any NEW contracting out of work previously done by City workers.	Yes, Security Services at 2323 Cesar Chavez (Operations Yard). This is not a new Prop J request.	[redacted]	
7. TRANSFER OF FUNCTION. Is the department requesting any Transfer of Functions of positions between departments? If so, please explain.	No		
8. INTERIM EXCEPTIONS. Is the department requesting any interim exceptions (new positions that are 1.0 FTE rather than 0.77)? If so, for what reason are is the request being made?	No		
9. FELLOWSHIP PROGRAMS. Did the department apply to any citywide fellowship programs, including San Francisco Fellows, the Fish Fellowship, or the 1249 HR Analyst Trainee Program?	No	n/a	n/a
10. BUDGET EQUITY. How will your department support advancing racial equity through its services to the community and within your organization, including the goals and actions identified in the Racial Equity Action Plan?	•Develop and integrate racial-equity tools in team and project planning, including staffing, process, budget, roles and decision-making. •Use racial-equity tools to conduct budget analysis on how we provide services to the community. •Embed racial-equity consciousness in department-wide initiatives, including strategic planning, performance plans, process improvement strategies, mandatory trainings and new employee orientation. •Support racial-equity frontline leaders by including it in their job descriptions and deliverables.	[redacted]	

Select a Report	Budget Year	Snapshot	Department						
15.40.001 GFS Target & Non GFS Balance - Dept Detail	2022	Current	DPW						
CY	2021	**Phase CY**	2020-2021	**Phase BY**	2021-2022	**Phase BY+1**	2022-2023	**BY+1**	2023

Department: DPW GSA Public Works **(General Fund Supported)**

		BY General Fund Supported			BY+1 General Fund Supported		
Account Lvl 2 Code	Category	BY Base	BY DEPT + MYR Changes	BY MYR Proposed Amt	BY+1 Base	BY+1 DEPT + MYR Changes	BY+1 MYR Proposed Amt
ELIMINATION	Transfer Adjustment - Uses	0	0	0	0	0	0
	Transfer Adjustment-Source	0	0	0	0	0	0
		0	**0**	**0**	**0**	**0**	**0**
EXPENDITURE	Capital Outlay	21,922,722	(999,999)	20,922,723	0	147,572	147,572
	City Grant Program	8,575,132	(3,406,000)	5,169,132	8,575,132	(3,406,000)	5,169,132
	Facilities Maintenance	490,466	0	490,466	0	0	0
	Intrafund Transfers Out	0	0	0	0	0	0
	Mandatory Fringe Benefits	25,991,995	(1,308,247)	24,683,748	26,258,310	(1,209,987)	25,048,323
	Materials & Supplies	943,414	0	943,414	943,414	0	943,414
	Non-Personnel Services	6,733,257	(207,000)	6,526,257	6,733,257	(207,000)	6,526,257
	Overhead and Allocations	127,980,491	1,812,063	129,792,554	127,980,491	8,004,419	135,984,910
	Programmatic Projects	2,401,638	0	2,401,638	2,401,638	0	2,401,638
	Salaries	57,663,879	(3,451,916)	54,211,963	60,099,281	(3,497,550)	56,601,731
	Services Of Other Depts	1,437,446	(60,000)	1,377,446	1,437,446	0	1,437,446
	Transfers Out	0	0	0	0	0	0
		254,140,440	**(7,621,099)**	**246,519,341**	**234,428,969**	**(168,546)**	**234,260,423**
GFSUP	GFSUP GENERAL FUND SUPPORT	0	0	0	0	0	0
		0	**0**	**0**	**0**	**0**	**0**
REVENUE	Charges for Services	16,476,273	359,738	16,836,011	16,476,273	460,764	16,937,037
	Expenditure Recovery	158,865,854	(3,244,984)	155,620,870	158,865,854	3,716,543	162,582,397
	Fines, Forfeiture, & Penalties	0	0	0	0	0	0
	Interest & Investment Income	0	0	0	0	0	0
	Intergovernmental: Federal	0	0	0	0	0	0
	Intergovernmental: State	8,240,000	0	8,240,000	0	0	0
	IntraFund Transfers In	0	0	0	0	0	0
	Licenses, Permits,& Franchises	438,000	(305,000)	133,000	438,000	85,000	523,000
	Transfers In	0	0	0	0	0	0
	Unappropriated Fund Balance	0	0	0	0	0	0
		184,020,127	**(3,190,246)**	**180,829,881**	**175,780,127**	**4,262,307**	**180,042,434**

Error generating document:

General Fund Support - BY Target vs Mayor Proposed

Department Reduction Target	Baseline Target	BY MYR Proposed GFS	Amt Over (Under) Target
(4,430,853)	84,999,460	84,999,460	0

General Fund Support - BY+ 1 Target vs Mayor Proposed

BY+1 Department Reduction Target	BY+1 Baseline Target	BY+1 MYR Proposed GFS	BY+1 Amt Over (Under) Target
(4,430,853)	76,037,989	76,037,989	0

Department: DPW GSA Public Works **(Non GFS Balance)**

		BY General Fund Supported			BY+1 General Fund Supported		
Account Lvl 2 Code	Category	BY Base	BY DEPT + MYR Changes	BY MYR Proposed Amt	BY+1 Base	BY+1 DEPT + MYR Changes	BY+1 MYR Proposed Amt
ELIMINATION	Transfer Adjustment - Uses	(5,597,268)	0	(5,597,268)	(5,597,268)	(418,614)	(6,015,882)
	Transfer Adjustment-Source	(2,498,743)	0	(2,498,743)	(2,498,743)	(418,614)	(2,917,357)
		(8,096,011)	**0**	**(8,096,011)**	**(8,096,011)**	**(837,228)**	**(8,933,239)**
EXPENDITURE	Capital Outlay	38,352,895	(76,820)	38,276,075	0	516,073	516,073
	City Grant Program	1,765,000	354,528	2,119,528	1,765,000	354,528	2,119,528
	Intrafund Transfers Out	2,498,743	0	2,498,743	2,498,743	418,614	2,917,357
	Mandatory Fringe Benefits	29,364,766	(521,062)	28,843,704	30,027,335	(676,274)	29,351,061
	Materials & Supplies	4,720,276	(47,632)	4,672,644	4,720,276	(20,632)	4,699,644
	Non-Personnel Services	15,516,301	(2,865,948)	12,650,353	15,516,301	(695,823)	14,820,478
	Overhead and Allocations	(127,795,137)	(1,997,761)	(129,792,898)	(127,795,137)	(8,190,260)	(135,985,397)
	Programmatic Projects	7,445,285	474,999	7,920,284	7,445,285	(525,001)	6,920,284
	Salaries	78,911,775	2,515,833	81,427,608	80,840,492	3,334,430	84,174,922
	Services Of Other Depts	46,528,294	(465,002)	46,063,292	46,633,873	(435,679)	46,198,194
	Transfers Out	3,098,525	0	3,098,525	3,098,525	0	3,098,525
	Unappropriated Rev-Designated	6,193,420	(2,259,648)	3,933,772	0	4,763,100	4,763,100
		106,600,143	**(4,888,513)**	**101,711,630**	**64,750,693**	**(1,156,924)**	**63,593,769**
GFSUP	GFSUP GENERAL FUND SUPPORT	19,310,000	0	19,310,000	21,820,000	0	21,820,000
		19,310,000	**0**	**19,310,000**	**21,820,000**	**0**	**21,820,000**
REVENUE	Charges for Services	13,152,128	814,484	13,966,612	13,152,128	(2,777,359)	10,374,769
	Expenditure Recovery	200,000	0	200,000	200,000	0	200,000
	Interest & Investment Income	41,661	0	41,661	41,661	0	41,661
	Intergovernmental: Federal	0	0	0	0	0	0
	Intergovernmental: State	45,755,142	0	45,755,142	20,965,142	0	20,965,142
	IntraFund Transfers In	2,498,743	0	2,498,743	2,498,743	418,614	2,917,357
	Other Financing Sources	0	0	0	0	0	0
	Other Revenues	10,118,680	0	10,118,680	100,000	(100,000)	0
	Transfers In	0	0	0	0	0	0
	Unappropriated Fund Balance	11,992,139	(2,171,351)	9,820,788	0	7,274,829	7,274,829
		83,758,493	**(1,356,867)**	**82,401,626**	**36,957,674**	**4,816,084**	**41,773,758**

Non-General Fund Support - Revenue Balance

Revenue Total : 82,401,626

Expenditure Total : 101,711,630

Revenue Surplus(Deficit) : (19,310,004)

Non-General Fund Support - BY +1 Revenue Balance

Revenue Total : 41,773,758

Expenditure Total : 63,593,769

Revenue Surplus(Deficit) : (21,820,011)

Select a Report	Budget Year	Snapshot	Department						
15.40.002 GFS Target & Non-GFS Balance - Dept Summary	2022	Current	DPW						
CY	2021	**Phase CY**	2020-2021	**Phase BY**	2021-2022	**Phase BY+1**	2022-2023	**BY+1**	2023

Department: DPW GSA Public Works **(General Fund Supported)**

		BY General Fund Supported			BY+1 General Fund Supported		
Account Lvl 2 Code	Category	BY Base	BY DEPT + MYR Changes	BY MYR Proposed Amt	BY+1 Base	BY+1 DEPT + MYR Changes	BY+1 MYR Proposed Amt
ELIMINATION	Transfer Adjustment - Uses	0	0	0	0	0	0
	Transfer Adjustment-Source	0	0	0	0	0	0
		0	**0**	**0**	**0**	**0**	**0**
EXPENDITURE	Capital Outlay	21,922,722	(999,999)	20,922,723	0	147,572	147,572
	City Grant Program	8,575,132	(3,406,000)	5,169,132	8,575,132	(3,406,000)	5,169,132
	Facilities Maintenance	490,466	0	490,466	0	0	0
	Intrafund Transfers Out	0	0	0	0	0	0
	Mandatory Fringe Benefits	25,991,995	(1,308,247)	24,683,748	26,258,310	(1,209,987)	25,048,323
	Materials & Supplies	943,414	0	943,414	943,414	0	943,414
	Non-Personnel Services	6,733,257	(207,000)	6,526,257	6,733,257	(207,000)	6,526,257
	Overhead and Allocations	127,980,491	1,812,063	129,792,554	127,980,491	8,004,419	135,984,910
	Programmatic Projects	2,401,638	0	2,401,638	2,401,638	0	2,401,638
	Salaries	57,663,879	(3,451,916)	54,211,963	60,099,281	(3,497,550)	56,601,731
	Services Of Other Depts	1,437,446	(60,000)	1,377,446	1,437,446	0	1,437,446
	Transfers Out	0	0	0	0	0	0
		254,140,440	**(7,621,099)**	**246,519,341**	**234,428,969**	**(168,546)**	**234,260,423**
GFSUP	GFSUP GENERAL FUND SUPPORT	0	0	0	0	0	0
		0	**0**	**0**	**0**	**0**	**0**
REVENUE	Charges for Services	16,476,273	359,738	16,836,011	16,476,273	460,764	16,937,037
	Expenditure Recovery	158,865,854	(3,244,984)	155,620,870	158,865,854	3,716,543	162,582,397
	Fines, Forfeiture, & Penalties	0	0	0	0	0	0
	Interest & Investment Income	0	0	0	0	0	0
	Intergovernmental: Federal	0	0	0	0	0	0
	Intergovernmental: State	8,240,000	0	8,240,000	0	0	0
	IntraFund Transfers In	0	0	0	0	0	0
	Licenses, Permits,& Franchises	438,000	(305,000)	133,000	438,000	85,000	523,000
	Transfers In	0	0	0	0	0	0
	Unappropriated Fund Balance	0	0	0	0	0	0
		184,020,127	**(3,190,246)**	**180,829,881**	**175,780,127**	**4,262,307**	**180,042,434**

Error generating document:

General Fund Support - BY Target vs Mayor Proposed

Department Reduction Target	Baseline Target	BY MYR Proposed GFS	Amt Over (Under) Target
(4,430,853)	84,999,460	84,999,460	0

General Fund Support - BY+ 1 Target vs Mayor Proposed

BY+1 Department Reduction Target	BY+1 Baseline Target	BY+1 MYR Proposed GFS	BY+1 Amt Over (Under) Target
(4,430,853)	76,037,989	76,037,989	0

Non-General Fund Support - Revenue Balance

Revenue Total : 82,401,626

Expenditure Total : 101,711,630

Revenue Surplus(Deficit) : (19,310,004)

Non-General Fund Support - BY +1 Revenue Balance

Revenue Total : 41,773,758

Expenditure Total : 63,593,769

Revenue Surplus(Deficit) : (21,820,011)

15.40.002 Target & Non GFS Balance - Dept Summary

Time run: 2/20/2021 8:28:29 AM

Department		BY Non General Fund Supported			BY+1 Non General Fund Supported		
		Revenue Total	Expenditure Total	Revenue Surplus(Deficit)	Revenue Total	Expenditure Total	Revenue Surplus (Deficit)
DPW	DPW GSA Public Works	83,758,493	106,600,143	(22,841,650)	36,957,674	64,750,693	(27,793,019)

DPW GSA Public Works

Authorized Positions	2020-2021 Original Budget	2021-2022 Proposed Budget	Change From 2020-2021	2022-2023 Proposed Budget	Change From 2021-2022
Total Authorized	1,688.07	1,664.88	(23.19)	1,660.28	(4.60)
Non-Operating Positions (cap/other)	(625.00)	(625.00)		(625.00)	
Net Operating Positions	**1,063.07**	**1,039.88**	**(23.19)**	**1,035.28**	**(4.60)**

Sources

Licenses, Permits,& Franchises	295,500	133,000	(162,500)	523,000	390,000
Interest & Investment Income	1,622,806	41,661	(1,581,145)	41,661	
Intergovernmental: Federal	8,000,000		(8,000,000)		
Intergovernmental: State	53,835,142	53,995,142	160,000	20,965,142	(33,030,000)
Charges for Services	28,796,398	30,802,623	2,006,225	27,311,806	(3,490,817)
Other Revenues	(6,600,000)	10,118,680	16,718,680		(10,118,680)
Expenditure Recovery	154,609,742	155,820,870	1,211,128	162,782,397	6,961,527
IntraFund Transfers In	3,115,697	2,498,743	(616,954)	2,917,357	418,614
Unappropriated Fund Balance	13,639,997	9,820,788	(3,819,209)	7,274,829	(2,545,959)
Transfer Adjustment-Source	(922,081)	(2,498,743)	(1,576,662)	(2,917,357)	(418,614)
General Fund Support	95,519,805	84,999,460	(10,520,345)	76,037,989	(8,961,471)
Sources Total	**351,913,006**	**345,732,224**	**(6,180,782)**	**294,936,824**	**(50,795,400)**

Uses - Operating Expenditures

Salaries	130,518,767	135,639,571	5,120,804	140,776,653	5,137,082
Mandatory Fringe Benefits	52,723,171	53,527,452	804,281	54,399,384	871,932
Non-Personnel Services	19,426,490	19,176,610	(249,880)	21,346,735	2,170,125
City Grant Program	25,229,902	7,288,660	(17,941,242)	7,288,660	
Capital Outlay	48,930,488	59,198,798	10,268,310	663,645	(58,535,153)
Facilities Maintenance	617,110	490,466	(126,644)		(490,466)
Intrafund Transfers Out	922,081	2,498,743	1,576,662	2,917,357	418,614
Materials & Supplies	6,930,555	5,616,058	(1,314,497)	5,643,058	27,000
Overhead and Allocations	117,819	(344)	(118,163)	(487)	(143)
Programmatic Projects	12,196,118	10,321,922	(1,874,196)	9,321,922	(1,000,000)
Services Of Other Depts	46,060,206	47,440,738	1,380,532	47,635,640	194,902
Transfers Out	3,098,525	3,098,525		3,098,525	
Unappropriated Rev-Designated	6,063,855	3,933,772	(2,130,083)	4,763,100	829,328
Transfer Adjustment - Uses	(922,081)	(2,498,743)	(1,576,662)	(2,917,357)	(418,614)
Uses Total	**351,913,006**	**345,732,228**	**(6,180,778)**	**294,936,835**	**(50,795,393)**

Uses - Division Description

DPW Administration	(17,007,794)	(19,389,865)	(2,382,071)	(20,579,521)	(1,189,656)
DPW Buildings	44,697,054	37,211,433	(7,485,621)	37,674,187	462,754
DPW Infrastructure	109,730,974	132,551,832	22,820,858	76,156,117	(56,395,715)
DPW Operations	214,492,772	195,358,828	(19,133,944)	201,686,052	6,327,224
Uses by Division Total	**351,913,006**	**345,732,228**	**(6,180,778)**	**294,936,835**	**(50,795,393)**

BUDGET FORM 1D: IDS Detail
FY 2021-22 and FY 2022-23

Work Order Changes - If any departmental Inter-Departmental Service (IDS) changes are proposed within the mandatory reductions described in Form 1A, please highlight below

Proposed IDS Changes (486XXX) *If recovery changes will impact GF requesting department budgets, please specify that impact in columns B-C	FY 21-22 GF Savings (Please specify GF impact)	FY 22-23 GF Savings (Please specify GF impact)	Partner Department Code	Confirm here that partner department is in agreement:	Please briefly describe justification for the change and the impact on your department
486800 Exp Rec Fr Cleanwater (AAO)	1,122,521	1,320,459	PUC	Yes	DPW recovery increase; Agreed to by PUC

Proposed IDS Changes (581XXX)	FY 21-22 GF Savings (Please specify GF impact)	FY 22-23 GF Savings (Please specify GF impact)	Partner Department Code	Confirm here that partner department is in agreement:	Please briefly describe justification for the change and the impact on your department
581830 GF Police Security	60,000	-	POL	Yes	DPW expenditure decrease; Agreed to by Police; FY2022-23 Police services not required

BUDGET FORM 2A: Revenue Report

DEPARTMENT: DPW

Please identify proposed revenue changes from the FY 2021-22 and FY 2022-23 Base Budget at the account level.

Note: To submit this information, run the **15.30.005 Snapshot Comparison (Audit Trail)** report from the budget system.

Select the following criteria before running the report:

Budget Year: **2022**

Before Snapshot: **Start of Dept**

After Snapshot: **Current**

GFS Type: Do not select a value.

Filter report on "AAO Title" field to only display "Regular Revenues".

For any proposed changes, provide an explanation in the **"Revenue Description & Explanation of Change"** column.

Please contact your Mayor's Office or Controller's Office Analyst if you need assistance running this report.

All submissions must be formatted appropriately so that printed copies are easily readable for the public.

																												Total BY Revenue Variance:		(1,170,262.00)			Total BY+1 Revenue Variance:		(679,236.00)		
																									FY 2021-22					FY 2022-23			FORMULA	FILL IN
GFS Type	**Dept**	**Dept Division**	**Division Description**	**Dept Section**	**Section Description**	**Dept ID**	**Dept ID Description**	**Fund ID**	**Fund Title**	**Project ID**	**Project Title**	**Activity ID**	**Activity Title**	**Authority ID**	**Authority Title**	**Account Lvl 5**	**Account Lvl 5 Name**	**Account ID**	**Account Title**	**TRIO ID**	**TRIO Title**	**AAO Category**	**AAO Title**	**Change Type Title**	**Change Type Code**	**Start Dept Amt**	**End Dept Amt**	**Var Dept Amt**	**Start BY+1 Dept Amt**	**End BY+1 Dept Amt**	**Var BY+1 Dept Amt**	**Change submitted?**	**Revenue Description & Explanation of Change**
GFS	DPW	207988	DPW Infrastructure	229906	DPW Street Use & Mapping	207957	DPW BSM Budgetary	10000	GF Annual Account Ctrl	10034422	PW Operating	1	PW Operating	20682	PW BSM - Street Use & Mapping	4200	4200LicPrm	420320	Cafe Tables And Chairs	(blank)	Unspecified	D01	Regular Revenues	4	On-Going	$290,000	$75,000	($215,000)	$290,000	$375,000	$85,000	YES	Fees waived until 4/15/22
GFS	DPW	207988	DPW Infrastructure	229906	DPW Street Use & Mapping	207957	DPW BSM Budgetary	10000	GF Annual Account Ctrl	10034422	PW Operating	1	PW Operating	20682	PW BSM - Street Use & Mapping	4200	4200LicPrm	420340	Sidewalk Display	(blank)	Unspecified	D01	Regular Revenues	4	On-Going	$115,000	$30,000	($85,000)	$115,000	$120,000	$5,000	YES	Fees waived until 4/15/22
GFS	DPW	207988	DPW Infrastructure	229906	DPW Street Use & Mapping	207957	DPW BSM Budgetary	10000	GF Annual Account Ctrl	10034422	PW Operating	1	PW Operating	20682	PW BSM - Street Use & Mapping	4200	4200LicPrm	420350	Sidewalk Flower Markets	(blank)	Unspecified	D01	Regular Revenues	4	On-Going	$3,000	$3,000	$0	$3,000	$3,000	$0	NO	
GFS	DPW	207988	DPW Infrastructure	229906	DPW Street Use & Mapping	207957	DPW BSM Budgetary	10000	GF Annual Account Ctrl	10034422	PW Operating	1	PW Operating	20682	PW BSM - Street Use & Mapping	4200	4200LicPrm	420370	Newsrack Fees	(blank)	Unspecified	D01	Regular Revenues	4	On-Going	$30,000	$25,000	($5,000)	$30,000	$25,000	($5,000)	YES	
GFS	DPW	207988	DPW Infrastructure	229906	DPW Street Use & Mapping	207957	DPW BSM Budgetary	10000	GF Annual Account Ctrl	10034422	PW Operating	1	PW Operating	20682	PW BSM - Street Use & Mapping	4250	4250Fine&P	425920	Penalties	(blank)	Unspecified	D01	Regular Revenues	4	On-Going	$0	$0	$0	$0	$0	$0	NO	
GFS	DPW	207988	DPW Infrastructure	229906	DPW Street Use & Mapping	207957	DPW BSM Budgetary	10000	GF Annual Account Ctrl	10034422	PW Operating	1	PW Operating	20682	PW BSM - Street Use & Mapping	4600	4600C45vcs	460500	'Parklets' Permit Fee	(blank)	Unspecified	D01	Regular Revenues	4	On-Going	$16,500	$4,000	($12,500)	$16,500	$12,500	($4,000)	YES	Fees waived until 4/15/22
GFS	DPW	207988	DPW Infrastructure	229906	DPW Street Use & Mapping	207957	DPW BSM Budgetary	10000	GF Annual Account Ctrl	10034422	PW Operating	1	PW Operating	20682	PW BSM - Street Use & Mapping	4600	4600C45vcs	460600	Mobile Food Facilities Permit	(blank)	Unspecified	D01	Regular Revenues	4	On-Going	$17,000	$10,000	($7,000)	$17,000	$8,000	($9,000)	YES	
GFS	DPW	207988	DPW Infrastructure	229906	DPW Street Use & Mapping	207957	DPW BSM Budgetary	10000	GF Annual Account Ctrl	10034422	PW Operating	1	PW Operating	20682	PW BSM - Street Use & Mapping	4600	4600C45vcs	460627	Curb Reconfiguration Charge	(blank)	Unspecified	D01	Regular Revenues	4	On-Going	$26,900	$20,000	($6,900)	$26,900	$20,000	($6,900)	YES	
GFS	DPW	207988	DPW Infrastructure	229906	DPW Street Use & Mapping	207957	DPW BSM Budgetary	10000	GF Annual Account Ctrl	10034422	PW Operating	1	PW Operating	20682	PW BSM - Street Use & Mapping	4600	4600C45vcs	460637	Street Space	(blank)	Unspecified	D01	Regular Revenues	4	On-Going	$12,028,873	$10,572,011	($1,456,862)	$12,028,873	$10,552,230	($1,476,643)	YES	Reduced number of large projects requiring additional street space.
GFS	DPW	207988	DPW Infrastructure	229906	DPW Street Use & Mapping	207957	DPW BSM Budgetary	10000	GF Annual Account Ctrl	10034422	PW Operating	1	PW Operating	20682	PW BSM - Street Use & Mapping	4600	4600C45vcs	460639	Misc Service Charges-DPW	(blank)	Unspecified	D01	Regular Revenues	4	On-Going	$1,020,000	$940,000	($80,000)	$1,020,000	$940,000	($80,000)	YES	
GFS	DPW	207988	DPW Infrastructure	229906	DPW Street Use & Mapping	207957	DPW BSM Budgetary	10000	GF Annual Account Ctrl	10034422	PW Operating	1	PW Operating	20682	PW BSM - Street Use & Mapping	4600	4600C45vcs	460641	Debris Boxes	(blank)	Unspecified	D01	Regular Revenues	4	On-Going	$590,000	$570,000	($20,000)	$590,000	$624,307	$34,307	YES	DOE debris box permits legislation is in Land Use Committee; start date TBD; DOE will work order funds to BSM to permit and inspect the program on their behalf
GFS	DPW	207988	DPW Infrastructure	229906	DPW Street Use & Mapping	207957	DPW BSM Budgetary	10000	GF Annual Account Ctrl	10034422	PW Operating	1	PW Operating	20682	PW BSM - Street Use & Mapping	4600	4600C45vcs	460642	Sidewalk Permit	(blank)	Unspecified	D01	Regular Revenues	4	On-Going	$44,000	$30,000	($14,000)	$44,000	$40,000	($4,000)	YES	
GFS	DPW	207988	DPW Infrastructure	229906	DPW Street Use & Mapping	207957	DPW BSM Budgetary	10000	GF Annual Account Ctrl	10034422	PW Operating	1	PW Operating	20682	PW BSM - Street Use & Mapping	4600	4600C45vcs	460647	Right-Of-Way Assessment	(blank)	Unspecified	D01	Regular Revenues	4	On-Going	$172,000	$600,000	$428,000	$172,000	$600,000	$428,000	YES	Based on actuals from FY20
GFS	DPW	207988	DPW Infrastructure	229906	DPW Street Use & Mapping	207957	DPW BSM Budgetary	10000	GF Annual Account Ctrl	10034422	PW Operating	1	PW Operating	20682	PW BSM - Street Use & Mapping	4600	4600C45vcs	460675	Encroachment Assessment Fee	(blank)	Unspecified	D01	Regular Revenues	4	On-Going	$1,585,000	$1,750,000	$165,000	$1,585,000	$1,800,000	$215,000	YES	
GFS	DPW	207988	DPW Infrastructure	229906	DPW Street Use & Mapping	207957	DPW BSM Budgetary	10000	GF Annual Account Ctrl	10034422	PW Operating	1	PW Operating	20682	PW BSM - Street Use & Mapping	4600	4600C45vcs	461122	Parking Plan Admin Fees	(blank)	Unspecified	D01	Regular Revenues	4	On-Going	$204,000	$250,000	$46,000	$204,000	$250,000	$46,000	YES	
GFS	DPW	207988	DPW Infrastructure	229906	DPW Street Use & Mapping	207957	DPW BSM Budgetary	10000	GF Annual Account Ctrl	10034422	PW Operating	1	PW Operating	20682	PW BSM - Street Use & Mapping	4600	4600C45vcs	461123	Parking Plan Inspection Fees	(blank)	Unspecified	D01	Regular Revenues	4	On-Going	$572,000	$665,000	$93,000	$572,000	$665,000	$93,000	YES	

Budget Form 2B: Schedule of Licenses, Permits, Fines & Service Charges
DEPARTMENT: DPW

Inflation Factor for FY 2021-22 Fee Auto Increase as per Code Section **	**1.7%**
Inflation Factor for FY 2022-23 Fee Auto Increase as per Code Section **	**3.3%**

CPI will be updated in January 2021. Call Controller's Budget Office to confirm CPI before submitting.

TABLE 2 - CONTINUING FEES

Item	Fee Status	Description	Code Authorization	Auto CPI Adjust Yes/No	Account Code	Account Title	Fund Code	Fund Title	Authority Code	Authority Title	Department Code	Department Title	Project Code	Project Title	Activity Code	Activity Title	Unit Basis (e.g., per sq. ft./)	FY 2020-21 Fee	FY 2020-21 Units (Est.)	FY 2020-21 Revenue Proposed	FY 2020-21 Cost Recovery (Est.)		FY 2021-22 Fee **	FY 2021-22 Units (Est.)	FY 2021-22 Revenue Proposed	FY 2021-22 Cost Recovery (Est.)		FY 2022-23 Fee **	FY 2022-23 Units (Est.)	FY 2022-23 Revenue Proposed	FY 2022-23 Cost Recovery (Est.)		Fiscal Year of Last Increase	Fee Prior to Last Increase
11	C	Autonomous Delivery Device Permit Application Fee (one device)	SFPW Article 2.1 and 15 Sec 794	Yes	420340	Sidewalk Display	10000	GF Annual Acc	20682	PW BSM - Str	207957	DPW BSM Bu	10034422	PW Operating	1	PW Operating	per permit application	$ 930.00	0	$ -	100%		$ 946.00	0	$ -	100%		$ 976.84	0	$ -	100%		FY 2019-20	See FY 2019-20 Schedule
12	C	Autonomous Delivery Device Permit Application Fee (two devices)	SFPW Article 2.1 and 15 Sec 794	Yes	420340	Sidewalk Display	10000	GF Annual Acc	20683	PW BSM - Str	207957	DPW BSM Bu	10034422	PW Operating	1	PW Operating	per permit application	$ 1,670.00	0	$ -	100%		$ 1,698.72	0	$ -	100%		$ 1,754.10	0	$ -	100%		FY 2019-20	See FY 2019-20 Schedule
13	C	Autonomous Delivery Device Permit Application Fee (three devices)	SFPW Article 2.1 and 15 Sec 794	Yes	420340	Sidewalk Display	10000	GF Annual Acc	20684	PW BSM - Str	207957	DPW BSM Bu	10034422	PW Operating	1	PW Operating	per permit application	$ 2,165.00	0	$ -	100%		$ 2,202.24	0	$ -	100%		$ 2,274.03	0	$ -	100%		FY 2019-20	See FY 2019-20 Schedule
14	C	Autonomous Delivery Device Permit Extension Fee (one device)	SFPW Article 2.1 and 15 Sec 794	Yes	420340	Sidewalk Display	10000	GF Annual Acc	20685	PW BSM - Str	207957	DPW BSM Bu	10034422	PW Operating	1	PW Operating	per permit extension	$ 595.00	0	$ -	100%		$ 605.23	0	$ -	100%		$ 624.96	0	$ -	100%		FY 2019-20	See FY 2019-20 Schedule
15	C	Autonomous Delivery Device Permit Extension Fee (three devices)	SFPW Article 2.1 and 15 Sec 794	Yes	420340	Sidewalk Display	10000	GF Annual Acc	20687	PW BSM - Str	207957	DPW BSM Bu	10034422	PW Operating	1	PW Operating	per permit extension	$ 595.00	0	$ -	100%		$ 605.23	0	$ -	100%		$ 624.96	0	$ -	100%		FY 2019-20	See FY 2019-20 Schedule
16	C	Cafe Tables And Chairs	SFPWC Article 5.2, Sec. 176	Yes	420320	Cafe Tables And Chairs	10000	GF Annual Acc	20682	PW BSM - Str	207957	DPW BSM Bu	10034422	PW Operating	1	PW Operating	# of permits	See FY 2019-20 Schedule	612	397,055	<100%		See FY 2020-21 Schedule	116	$ 75,000	<100%		Fee Schedule to be published	116	$ 75,000	<100%		FY 2019-20	See FY 2019-20 Schedule
17	C	Sidewalk Display	SFPWC Article 5.3, Sec. 183	Yes	420340	Sidewalk Display	10000	GF Annual Acc	20682	PW BSM - Str	207957	DPW BSM Bu	10034422	PW Operating	1	PW Operating	# of permits	See FY 2019-20 Schedule	288	158,136	<100%		See FY 2020-21 Schedule	55	$ 30,000	<100%		Fee Schedule to be published	55	$ 30,000	<100%		FY 2019-20	See FY 2019-20 Schedule
18	C	Sidewalk Flower Markets	SFPWC Article 5, Sec. 159	Yes	420350	Sidewalk Flower Markets	10000	GF Annual Acc	20682	PW BSM - Str	207957	DPW BSM Bu	10034422	PW Operating	1	PW Operating	# of permits	See FY 2019-20 Schedule	5	4,851	100%		See FY 2020-21 Schedule	3	$ 3,000	100%		Fee Schedule to be published	3	$ 3,000	100%		FY 2019-20	See FY 2019-20 Schedule
19	C	Newsrack Fees	SFPWC Article 5.4, Sec. 184	No	420370	Newsrack Fees	10000	GF Annual Acc	20682	PW BSM - Str	207957	DPW BSM Bu	10034422	PW Operating	1	PW Operating	# of boxes	See FY 2019-20 Schedule	674	36,085	n/a		See FY 2020-21 Schedule	467	$ 25,000	n/a		Fee Schedule to be published	467	$ 25,000	n/a		FY 2019-20	See FY 2019-20 Schedule
20	C	Penalties	Misc. Articles in Municpal Codes, P	No	425920	Penalties	10000	GF Annual Acc	20682	PW BSM - Str	207957	DPW BSM Bu	10034422	PW Operating	1	PW Operating	# of fines	See FY 2019-20 Schedule	130	40,338	n/a		See FY 2020-21 Schedule	-	$ -	n/a		Fee Schedule to be published	-	$ -	n/a		FY 2019-20	See FY 2019-20 Schedule
21	C	Parklets' Permit Fee	SFPWC Article 5.3	Yes	460500	'Parklets' Permit Fee	10000	GF Annual Acc	20682	PW BSM - Str	207957	DPW BSM Bu	10034422	PW Operating	1	PW Operating	# of permits	See FY 2019-20 Schedule	69	22,428	<100%		See FY 2020-21 Schedule	12	$ 4,000	<100%		Fee Schedule to be published	12	$ 4,000	<100%		FY 2019-20	See FY 2019-20 Schedule
22	C	Mobile Food Facilities Permit	SFPWC Article 5.4	Yes	460600	Mobile Food Facilities Permit	10000	GF Annual Acc	20682	PW BSM - Str	207957	DPW BSM Bu	10034422	PW Operating	1	PW Operating	# of permits	See FY 2019-20 Schedule	96	30,930	<100%		See FY 2020-21 Schedule	31	$ 10,000	<100%		Fee Schedule to be published	31	$ 10,000	<100%		FY 2019-20	See FY 2019-20 Schedule
23	C	Curb Reconfiguration Charge	SFPWC Article 15, Sec. 716	Yes	460627	Curb Reconfiguration Charge	10000	GF Annual Acc	20682	PW BSM - Str	207957	DPW BSM Bu	10034422	PW Operating	1	PW Operating	# of permits	See FY 2019-20 Schedule	82	14,401	<100%		See FY 2020-21 Schedule	113	$ 20,000	<100%		Fee Schedule to be published	113	$ 20,000	<100%		FY 2019-20	See FY 2019-20 Schedule
24	C	Street Space - Fee	SFPWC Article 15, Sec. 724	Yes	460637	Street Space	10000	GF Annual Acc	20682	PW BSM - Str	207957	DPW BSM Bu	10034422	PW Operating	1	PW Operating	# of permits	See FY 2019-20 Schedule	10,169	5,557,696	<100%		See FY 2020-21 Schedule	19,343	$ 10,572,011	<100%		Fee Schedule to be published	19,343	$ 10,572,011	<100%		FY 2019-20	See FY 2019-20 Schedule
25	C	Misc Service Charges-DPW	SFPWC Articles 15 & 2.1	Yes	460639	Misc Service Charges-DPW	10000	GF Annual Acc	20682	PW BSM - Str	207957	DPW BSM Bu	10034422	PW Operating	1	PW Operating	# of permits	See FY 2019-20 Schedule	1,311	2,590,163	<100%		See FY 2020-21 Schedule	476	$ 940,000	<100%		Fee Schedule to be published	476	$ 940,000	<100%		FY 2019-20	See FY 2019-20 Schedule
26	C	Debris Boxes	SFPWC Article 15, Sec. 725	Yes	460641	Debris Boxes	10000	GF Annual Acc	20682	PW BSM - Str	207957	DPW BSM Bu	10034422	PW Operating	1	PW Operating	# of permits	See FY 2019-20 Schedule	611	495,747	100%		See FY 2020-21 Schedule	702	$ 570,000	100%		Fee Schedule to be published	702	$ 570,000	100%		FY 2019-20	See FY 2019-20 Schedule
27	C	Sidewalk Permit	SFPWC Article 15, Sec. 708	Yes	460642	Sidewalk Permit	10000	GF Annual Acc	20682	PW BSM - Str	207957	DPW BSM Bu	10034422	PW Operating	1	PW Operating	# of permits	See FY 2019-20 Schedule	1,322	46,421	<100%		See FY 2020-21 Schedule	854	$ 30,000	<100%		Fee Schedule to be published	854	$ 30,000	<100%		FY 2019-20	See FY 2019-20 Schedule
28	C	Right-Of-Way Assessment	SFPWC Article 15, Sec. 724	Yes	460647	Right-Of-Way Assessment	10000	GF Annual Acc	20682	PW BSM - Str	207957	DPW BSM Bu	10034422	PW Operating	1	PW Operating	# of permits	See FY 2019-20 Schedule	12,292	5,890,101	n/a		See FY 2020-21 Schedule	1,252	$ 600,000	n/a		Fee Schedule to be published	1,252	$ 600,000	n/a		FY 2019-20	See FY 2019-20 Schedule
29	C	Encroachment Assessment Fee	SFPWC, Article 15, Sec. 786.7	Yes	460675	Encroachment Assessment Fee	10000	GF Annual Acc	20682	PW BSM - Str	207957	DPW BSM Bu	10034422	PW Operating	1	PW Operating	# of permits	See FY 2019-20 Schedule	1,488	1,722,243	n/a		See FY 2020-21 Schedule	1,511	$ 1,750,000	n/a		Fee Schedule to be published	1,511	$ 1,750,000	n/a		FY 2019-20	See FY 2019-20 Schedule
30	C	Parking Plan Ad	SFPWC, Article 15, Sec. 724	Yes	461122	Parking Plan Admin Fees	10000	GF Annual Acc	20682	PW BSM - Str	207957	DPW BSM Bu	10034422	PW Operating	1	PW Operating	# of permits	See FY 2019-20 Schedule	1,269	207,676	<100%		See FY 2020-21 Schedule	1,527	$ 250,000	<100%		Fee Schedule to be published	1,527	$ 250,000	<100%		FY 2019-20	See FY 2019-20 Schedule
31	C	Parking Plan Ins	SFPWC, Article 15, Sec. 725	Yes	461123	Parking Plan Inspection Fees	10000	GF Annual Acc	20682	PW BSM - Str	207957	DPW BSM Bu	10034422	PW Operating	1	PW Operating	# of permits	See FY 2019-20 Schedule	1,378	698,951	<100%		See FY 2020-21 Schedule	1,312	$ 665,000	<100%		Fee Schedule to be published	1,312	$ 665,000	<100%		FY 2019-20	See FY 2019-20 Schedule

Fee Status:
C Continuing
M Modified
N New
D Discontinued

Note:
**** If Auto CPI adjustment = Yes, FY 2021-22 and FY 2022-23 Fee will be automatically generated based on the inflation factor determined by the Controller.**
If Auto CPI adjustment = No, FY 2021-22 and FY 2022-23 Fee will remain the same as previous year or entered by dept according to Code Authorization.

SAN FRANCISCO PUBLIC WORKS

Street-Use and Mapping
49 South Van Ness Ave.
Suite 300
San Francisco, CA 94103
Phone: (628) 271-2000

sfpublicworks.org
facebook.com/sfpublicworks
twitter.com/sfpublicworks

2020-2021 Public Works Permit Fee Schedule

- Effective July 1, 2020, the following fees are established for the associated permits.
- Additional permits and fees may be required by other agencies.
- This schedule is for informational purposes only. Additional fees may apply for any additional time and materials, for processing permits as set forth in the Public Works Code, Section 2.1.3. Any expired or inactivated permits shall be subject to an additional renewal fee.
- Boring, Monitoring Well, Side Sewer, Tank Removal, General Excavation and Mobile Food Facilities fees vary due to duration and size of the project. Please call the main office for a plan checker at (628) 271-2000 for more assistance.
- All permits are subject to Board of Appeal Surcharge ($7.00) except for Commemorative Plaque, Flower Markets, Inspection of Conformity and Major Encroachments with blue circle (●).
- Permits that may require notarization and recordation are identified with a red star (★). Fees for such requirements are not included in BSM permit fees.
- Modification Fee: $70.00

2020-2021 Bureau of Street-Use and Mapping Permit Fee Schedule

PERMITS	FEE	BASIS OF FEE
Additional Street Space	$535.00	new application
	$303.00	renewal
	$6.00	per SF/month – assessment (80' or less bulk & height)
	$15.00	per SF/month – assessment (over 80' bulk & height)
Banner	$297.00	per 20 banners; prorate if less
Café Tables & Chairs (Annual)	$148.00	and $8.00/ SF (new)
	$74.00	and $7.00/ SF (renewals)
	$148.00	and $10.00/ SF (w/departmental action)
Commemorative Plaque ★ ●	$1,654.00	new application
Contractor Parking Plan	$689.00	street space
	$566.00	excavation
Consultation / Pre-application	$481.00	first 2 hours
	$240.00	each hour above 2 hours
Debris Box (Registered companies only)	$785.00	annual
	$119.00	7-day
Display Merchandise (annual)	$160.00	and $11.00/ SF
Flower Markets ●	$1,152.00	annual renewal
Free Sample Merchandise	$152.00	per day (for multiple locations) + $500 separate refundable bond
General Excavation (For building projects)	$100.00	administrative fee (small project to 100 SF) per permit
	$126.00	administrative fee (medium project to 100-1,000 SF) per block
	$167.00	administrative fee (large project over 1,000 SF) per block
	$488.00	inspection fee (small project to 100 SF) per permit
	$83.00	inspection fee (medium project 100 to 1,000 SF) per day, $472 minimum
	$122.00	inspection fee (large project over 1,000 SF) per day, $472 minimum
	$122.00	inspection fee (tank removal, standard side sewer, boring/monitoring wells) per hour
Inspection of Conformity ●	$244.00	subject to Building Permit application requirement
Major Encroachment ★ ●	$5,184.00	new application (General Plan Referral Fees not included)
	$5.00	min $100.00 - annual assessment fee (per SF / year prior to issuance)
Minor Sidewalk Encroachment ★	$1,336.00	new application
	$5.00	min $100.00 - annual assessment fee (per SF / year prior to issuance)
	$190.00	existing conditions or submittal with SI Permit (except Shoring MSE Permits)
Mobile Food Facilities (Submittal fees are half of full amount at intake. DPH & SFFD fees not included)	$466.00	one (1) location Full Public Works Fee: $932.00
	$165.00	renewal
	$50.00	per decal (if applicable)
Nighttime Work	$137.00	new application (additional inspection fees maybe required)
Overwide Driveway (30+feet) ★	$1,380.00	new application
	$190.00	existing condition
	$5.00	annual assessment fee (per SF / year prior to issuance)
Parklet	$306.00	new application; does not include SFMTA processing or meter removal fee
	$244.00	inspection fee
	$306.00	renewal
Pipe Barriers ★	$1,380.00	new application
	$190.00	existing conditions
Security Bollards ★	$2,766.00	new application
Sidewalk Repair	$23.00	per 100 SF (voluntary @ DBI and Notice To Repair @ main office)
Sign Printing Fee	$4.00	per sign
Special Sidewalk ★	$535.00	new application
	$190.00	non-std cross slopes, existing conditions/submittal with SI Permit
Storage Container (Registered companies only)	$759.00	annual
	$76.00	1st day
	$152.00	2nd & 3rd Days
	$152.00	over 3 days + $74.00/container/day
Street Improvement	$1,497.00	minimum submittal fee (w/Building Permit App), additional plan review/inspection may be paid upon issuance
	$500.00	minimum (Notice to Repair) does not include street space
	$5.00	(N) curb cut only (min $100.00) annual assessment fee (per SF / year @ issuance)
Street Space	$152.00	per 20 LF/ month (voluntary @ DBI and Notice To Repair @ main office)
Temporary Occupancy	$76.00	per day per block face
Transit Shelters (Registered companies only)	$467.00	new application
Utility Excavation (For utility companies and government contracts)	$100.00	administrative fee (small project to 100 SF) per permit
	$126.00	administrative fee (medium project to 100-1,000 SF) per block
	$167.00	administrative fee (large project over 1,000 SF) per block
	$24.00	inspection fee (small project to 100 SF) per permit
	$83.00	inspection fee (medium project 100 to 1,000 SF) per day
	$122.00	inspection fee (large project over 1,000 SF) per day
Vault (Transformer) Encroachment ★	$1,385.00	new application
	$18.00	annual assessment fee (per SF per year prior to issuance)
SFMTA Parking Meter Occupancy Fees	$12.00	per 25 LF/day

2020-2021 Public Works Permit Fee Schedule

Street-Use and Mapping
49 South Van Ness Ave.
Suite 300
San Francisco, CA 94103
Phone: (628) 271-2000

sfpublicworks.org
facebook.com/sfpublicworks
twitter.com/sfpublicworks

2020-2021 Bureau of Urban Forestry Permit Fee Schedule

PERMITS	FEE	BASIS OF FEE
Sidewalk Landscaping	$306.00	per application – one (1) property
	$264.00	per application – 2-4 properties
	$228.00	per application – 5+properties
In-Lieu Tree Fee	$2,193.00	per tree
Tree Removal Permit Application Fee	$413.00	1-3 trees (non construction related)
	$832.00	1-3 trees (construction related)
	$1,108.00	4-9 trees
	$1,664.00	10+trees

All permits are subject to Board of Appeal Surcharge ($7.00).

2019-2020 Public Works Permit Fee Schedule

Street Use and Mapping
1155 Market St., 3rd floor
San Francisco, CA 94103
tel 415-554-5810

sfpublicworks.org
facebook.com/sfpublicworks
twitter.com/sfpublicworks

- Effective July 1, 2019, the following fees are established for the associated permits.
- Additional permits and fees may be required by other agencies.
- This schedule is for informational purposes only. Additional fees may apply for any additional time and materials, for processing permits as set forth in the Public Works Code, Section 2.1.3. Any expired or inactivated permits shall be subject to an additional renewal fee.
- Boring, Monitoring Well, Side Sewer, Tank Removal, General Excavation and Mobile Food Facilities fees vary due to duration and size of the project. Please call the main office for a plan checker at (415) 554 - 5810 for more assistance.
- All permits are subject to Board of Appeal Surcharge ($7.00) except for Commemorative Plaque, Flower Markets, Inspection of Conformity and Major Encroachments with blue circle (●).
- Permits that may require notarization and recordation are identified with a red star (★). Fees for such requirements are not included in BSM permit fees.

2019-2020 Bureau of Street-Use and Mapping Permit Fee Schedule

PERMITS	FEE	BASIS OF FEE
Additional Street Space	$518.00	new application
	$293.00	renewal
	$6.00	per SF/month – assessment (80' or less bulk & height)
	$15.00	per SF/month – assessment (over 80' bulk & height)
Banner	$287.00	per 20 banners; prorate if less
Café Tables & Chairs (Annual)	$144.00	and $8.00/ SF (new)
	$71.00	and $7.00/ SF (renewals)
	$144.00	and $9.00/ SF (w/departmental action)
Commemorative Plaque ★ ●	$1,601.00	new application
Contractor Parking Plan	$668.00	street space
	$548.00	excavation
Consultation / Pre-application	$465.00	first 2 hours
	$232.00	each hour above 2 hours
Debris Box (Registered companies only)	$760.00	annual
	$115.00	7- day
Display Merchandise (annual)	$155.00	and $10.00/ SF
Flower Markets ●	$1,043.00	annual renewal
Free Sample Merchandise	$147.00	per day (for multiple locations) + $500 separate refundable bond
General Excavation (For building projects)	$97.00	administrative fee (small project to 100 SF) per permit
	$122.00	administrative fee (medium project to 100-1,000 SF) per block
	$162.00	administrative fee (large project over 1,000 SF) per block
	$472.00	inspection fee (small project to 100 SF) per permit
	$80.00	inspection fee (medium project 100 to 1,000 SF) per day, $472 minimum
	$118.00	inspection fee (large project over 1,000 SF) per day, $472 minimum
	$118.00	inspection fee (tank removal, standard side sewer, boring/monitoring wells) per hour
Inspection of Conformity ●	$236.00	subject to Building Permit application requirement
Major Encroachment ★ ●	$5,018.00	new application (General Plan Referral Fees not included)
	$5.00	min $100.00 - annual assessment fee (per SF / year prior to issuance)
Minor Sidewalk Encroachment ★	$1,293.00	new application
	$5.00	min $100.00 - annual assessment fee (per SF / year prior to issuance)
	$184.00	existing conditions or submittal with SI Permit (except Shoring MSE Permits)
Mobile Food Facilities (Submittal fees are half of full amount at intake. DPH & SFFD fees not included)	$451.00	one (1) location Full Public Works Fee: $902.00
	$160.00	renewal
	$50.00	per decal (if applicable)
Nighttime Work	$134.00	new application (additional inspection fees maybe required)
Overwide Driveway (30+feet) ★	$1,335.00	new application
	$184.00	existing condition
	$5.00	annual assessment fee (per SF / year prior to issuance)
Parklet	$296.00	new application; does not include SFMTA processing or meter removal fee
	$236.00	inspection fee
	$296.00	renewal
Pipe Barriers ★	$1,335.00	new application
	$184.00	existing conditions
Security Bollards ★	$2,677.00	new application
Sidewalk Repair	$22.00	per 100 SF (voluntary @ DBI and Notice To Repair @ main office)
Sign Printing Fee	$4.00	per sign
Special Sidewalk ★	$518.00	new application
	$184.00	non-std cross slopes, existing conditions/submittal with SI Permit
Storage Container (Registered companies only)	$734.00	annual
	$74.00	1st day
	$147.00	2nd & 3rd Days
	$147.00	over 3 days + $74.00/container/day
Street Improvement	$1,449.00	minimum submittal fee (w/Building Permit App), additional plan review/inspection may be paid upon issuance
	$518.00	minimum (Notice to Repair) does not include street space
	$5.00	(N) curb cut only (min $100.00) annual assessment fee (per SF / year @ issuance)
Street Space	$148.00	per 20 LF/ month (voluntary @ DBI and Notice To Repair @ main office)
Temporary Occupancy	$74.00	per day per block face
Transit Shelters (Registered companies only)	$452.00	new application
Utility Excavation (For utility companies and government contracts)	$97.00	administrative fee (small project to 100 SF) per permit
	$122.00	administrative fee (medium project to 100-1,000 SF) per block
	$162.00	administrative fee (large project over 1,000 SF) per block
	$23.00	inspection fee (small project to 100 SF) per permit
	$80.00	inspection fee (medium project 100 to 1,000 SF) per day
	$118.00	inspection fee (large project over 1,000 SF) per day
Vault (Transformer) Encroachment ★	$1,341.00	new application
	$17.00	annual assessment fee (per SF per year prior to issuance)
SFMTA Parking Meter Occupancy Fees	$12.00	per 25 LF/day

Street Use and Mapping
1155 Market St., 3rd floor
San Francisco, CA 94103
tel 415-554-5810

sfpublicworks.org
facebook.com/sfpublicworks
twitter.com/sfpublicworks

2019-2020 Public Works Permit Fee Schedule

2019-2020 Bureau of Urban Forestry Permit Fee Schedule

PERMITS	FEE	BASIS OF FEE
Sidewalk Landscaping	$296.00	per application – one (1) property
	$255.00	per application – 2-4 properties
	$221.00	per application – 5+properties
In-Lieu Tree Fee	$2,122.00	per tree
Tree Removal Permit Application Fee	$400.00	1-3 trees (non construction related)
	$806.00	1-3 trees (construction related)
	$1,072.00	4-9 trees
	$1,611.00	10+trees

All permits are subject to Board of Appeal Surcharge ($7.00).

Budget Form 2C: Fee Cost Recovery

PLEASE FILL OUT HIGHLIGHTED AREAS AND PROVIDE A DETAILED DESCRIPTION OF THE SERVICE

DEPARTMENT: Public Works

Fee Name: Annual Debris Box - Processing Fee

	Numeric Code	Title
PS Department of Proposed Revenue:	207957	DPW BSM Budgetary
PS Fund of Proposed Revenue:	10000	GF Annual Account Ctrl
PS Authority of Proposed Revenue:	10000	Operating
PS Project of Proposed Revenue:	10029978	PW-BSM Street-Use Mgmt
PS Activity of Proposed Revenue:	0001	Permits and Street Inspections
PS Account of Proposed Revenue:	460641	Debris Box

Fee Status (New/Modified): Continuing
Fee Status (New/Modified): Continuing

Department Providing Service: San Francisco Public Works
Fee Administrator: Bernard Tse
Code Authorization/ Proposed Fee Ordinance/File No: SFPWC Article 15, Sec. 725

Proposed Fee (FY 2022-23): $ 824.53 (1)
Proposed Fee (FY 2021-22): $ 798.50 (2)
Current Fee (FY 2020-21): $ 785.00 (3)

Detailed Service Description:
Please provide description of service

Proposed Fee (FY 2022-23):	$ 824.53	**FY 2022-23 Proposed Fee Increase/Decrease:**	$ 26.03
Proposed Fee (FY 2021-22):	$ 798.50	**FY 2022-23 % Proposed Fee Change from FY 2020-21 Fee:**	3.26%
Current Fee (FY 2020-21):	$ 785.00	**FY 2021-22 Proposed Fee Increase/Decrease:**	$ 13.50
		FY 2021-22 % Proposed Fee Change from Current Fee:	1.72%
Fee Prior to Current:	$ 760.00	**Fiscal Year of Prior Fee Change:**	2019-2020
Current Fee Increase/Decrease from Prior Fee:	$ 25.00	**% Current Fee Change from Prior Fee:**	3.29%

FY2021-22

ESTIMATED REVENUE DERIVED FROM SERVICE

A	**Quantity Estimated (# of Units of Service Provided)**	350
B	**Fee per Unit (*Proposed*)**	$ 799
C	**FY 2021-22 Revenue Budgeted (A x B)**	$ 279,476

ESTIMATED COSTS TO PROVIDE SERVICE - USE WORKSHEET 21-22, BELOW

		Rate		FY 2021-22 Estimated Cost	% of Total
D	**Direct Costs**				
	Productive Labor & Benefits (0.75 of 2021-22 Salary & MFB)		$	-	#DIV/0!
	Leave & Non-Productive Time (0.25 of FY 2021-22 Salary & MFB)		$	-	#DIV/0!
	Space Rental Equivalent		$	-	#DIV/0!
	Materials & Supplies		$	-	#DIV/0!
	Other (Please Describe on Worksheet)		$	-	#DIV/0!
E	**Indirect Costs**	**Rate**			
	Departmental Overhead	108.19%	$	-	#DIV/0!
	Central Services Overhead	0.00%	$	-	#DIV/0!
F	**FY 2021-22 Direct & Indirect Costs**		**$**	**-**	**#DIV/0!**

G	**FY 2021-22 Revenue Recovery Rate (C/F):**	#DIV/0!
H	**Required Fee For 100% Cost Recovery (F/A)**	$ -
I	**Over (+) or Under (-) 100% Cost Recovery (B-H)**	$798.50
J	**FY 2020-21 Estimated Revenue [(2) x A]:**	$ 279,475.70
K	**FY 2019-20 Estimated Revenue [(3) x A]:**	$ 274,750.00
L	**FY 2010-21 Estimated Revenue Increase/Decrease Based on Proposed Fee [J -K]:**	$ 4,725.70

FY2022-23

ESTIMATED REVENUE DERIVED FROM SERVICE

A	**Quantity Estimated (# of Units of Service Provided)**	0
B	**Fee per Unit (*Proposed*)**	$ 825
C	**FY 2021-22 Revenue Budgeted (A x B)**	$ -

ESTIMATED COSTS TO PROVIDE SERVICE - USE WORKSHEET 22-23, BELOW

		Rate		FY 2021-22 Estimated Cost	% of Total
D	**Direct Costs**				
	Productive Labor & Benefits (0.75 of 2022-23 Salary & MFB)		$	-	#DIV/0!
	Leave & Non-Productive Time (0.25 of FY 2022-23 Salary & MFB)		$	-	#DIV/0!
	Space Rental Equivalent		$	-	#DIV/0!
	Materials & Supplies		$	-	#DIV/0!
	Other (Please Describe on Worksheet)		$	-	#DIV/0!
E	**Indirect Costs**	**Rate**			
	Departmental Overhead	108.19%	$	-	#DIV/0!
	Central Services Overhead	0.00%	$	-	#DIV/0!
F	**FY 2022-23 Direct & Indirect Costs**		**$**	**-**	**#DIV/0!**

G	**FY 2022-23 Revenue Recovery Rate (C/F):**	#DIV/0!
H	**Required Fee For 100% Cost Recovery (F/A):**	#DIV/0!
I	**Over (+) or Under (-) 100% Cost Recovery (B-H):**	#DIV/0!
J	**FY 2022-23 Estimated Revenue [(1) x A]:**	$ -
K	**FY 2021-22 Estimated Revenue [(2) x A]:**	$ 279,475.70
L	**FY 2022-23 Estimated Revenue Increase/Decrease Based on Proposed Fee [J - K]:**	$ (279,475.70)

Worksheet 21-22

Estimated Costs Worksheet FY 2021-22

Direct Costs

Labor and Benefits

Please use the worksheet below to list all job classes necessary to support the services provided. Add rows if necessary.

Please also provide a description of the work and the estimated hours for each job class required to perform each unit of service

JobClass	Job Class Title	Description of Work	Hours per Unit of Service
1820	Jr Adminstrative Analyst	Permit review and issuance	0.25
6230	Street Inspector	Inspection	1.00
1632	Sr. Account Clerk	Process Payment	0.25

Please fill out the Salary and Benefits Amount per FTE column

Job Class	Job Class Title	Salary and Benefits Amount per FTE	Hours Worked	Hourly Rate	Salary and Benefits Amount
1820	Jr Adminstrative Analyst	$119,214.94	0.0	$57.31	$0.00
6230	Street Inspector	$143,235.86	0.0	$68.86	$0.00
1632	Sr. Account Clerk	$120,375.37	0.0	$57.87	$0.00
0	0		0.0	$0.00	$0.00
				Total:	**$0.00**

Space Rental Equivalent

Please list and describe the costs of space/facility rental necessary to support the services provided. Add rows as necessary. Ensure that the 'Total' includes the sum of all rows with cost information.

	Cost	**Description**
1		
2		
3		
Total:	**$0.00**	

Materials and Supplies

Please list and describe the costs of space/facility rental necessary to support the services provided. Add rows as necessary. Ensure that the 'Total' includes the sum of all rows with cost information.

	Cost	**Description**
1		
2		
3		
Total:	**$0.00**	

Other Costs

Please list and describe the costs of space/facility rental necessary to support the services provided. Add rows as necessary. Ensure that the 'Total' includes the sum of all rows with cost information.

	Cost	**Description**
1		
2		
3		
Total:	**$0.00**	

Indirect Costs

Rate	Source
108.2%	Please provide supporting documentation for how Departmental overhead rate was derived.

Worksheet 22-23

Estimated Costs Worksheet FY 2022-23

Direct Costs

Labor and Benefits

Please use the worksheet below to list all job classes necessary to support the services provided. Add rows if necessary.

Please also provide a description of the work and the estimated hours for each job class required to perform each unit of service

JobClass	Job Class Title	Description of Work	Hours per Unit of Service
1820	Jr Adminstrative Analyst	Permit review and issuance	0.25
6230	Street Inspector	Inspection	1.00
1632	Sr. Account Clerk	Process Payment	0.25
0	0	0	-

Please fill out the Salary and Benefits Amount per FTE column

Job Class	Job Class Title	Salary and Benefits Amount per FTE	Hours Worked	Hourly Rate	Salary and Benefits Amount
1820	Jr Adminstrative Analyst	$119,214.94	0.0	$57.31	$0.00
6230	Street Inspector	$143,235.86	0.0	$68.86	$0.00
1632	Sr. Account Clerk	$120,375.37	0.0	$57.87	$0.00
0	0	$0.00	0.0	$0.00	$0.00
				Total:	**$0.00**

Space Rental Equivalent

Please list and describe the costs of space/facility rental necessary to support the services provided. Add rows as necessary. Ensure that the 'Total' includes the sum of all rows with cost information.

	Cost	**Description**
1		
2		
3		
Total:	**$0.00**	

Materials and Supplies

Please list and describe the costs of space/facility rental necessary to support the services provided. Add rows as necessary. Ensure that the 'Total' includes the sum of all rows with cost information.

	Cost	**Description**
1		
2		
3		
Total:	**$0.00**	

Other Costs

Please list and describe the costs of space/facility rental necessary to support the services provided. Add rows as necessary. Ensure that the 'Total' includes the sum of all rows with cost information.

	Cost	**Description**
1		
2		
3		
Total:	**$0.00**	

Indirect Costs

Rate	**Source**
	Please provide supporting documentation for how Departmental overhead rate was derived.

Budget Form 2C: Fee Cost Recovery

PLEASE FILL OUT HIGHLIGHTED AREAS AND PROVIDE A DETAILED DESCRIPTION OF THE SERVICE

DEPARTMENT: Public Works

Fee Name: Autonomous Delivery Device Permit Fee (Or

	Numeric Code	Title
PS Department of Proposed Revenue:	207957	DPW BSM Budgetary
PS Fund of Proposed Revenue:	10010	GF Annual Auhority Ctrl
PS Authority of Proposed Revenue:	20682	PW BSM - Street Use & Mappir
PS Project of Proposed Revenue:	10034422	PW Operating
PS Activity of Proposed Revenue:	1	PW Operating
PS Account of Proposed Revenue:	To be subsetted	Autonomous Delivery Device

Fee Status (New/Modified): Continuing
Fee Status (New/Modified): Continuing

Department Providing Service: San Francisco Public Works
Fee Administrator: Bernard Tse
Code Authorization/
Proposed Fee Ordinance/File No: PWC Article 2.1, Section 2.1.4

Proposed Fee (FY 2022-23): $ 976.84 (1)
Proposed Fee (FY 2021-22): $ 946.00 (2)
Current Fee (FY 2020-21): $ 930.00 (3)

Detailed Service Description:

Please provide description of service

Proposed Fee (FY 2022-23): $ 976.84
Proposed Fee (FY 2021-22): $ 946.00
Current Fee (FY 2020-21): $ 930.00

FY 2022-23 Proposed Fee Increase/Decrease: $ 30.84
FY 2022-23 % Proposed Fee Change from FY 2020-21 Fee: 3.26%
FY 2021-22 Proposed Fee Increase/Decrease: $ 16.00
FY 2021-22 % Proposed Fee Change from Current Fee: 1.72%

Fee Prior to Current: $ 930.00
Current Fee Increase/Decrease from Prior Fee: $ -

Fiscal Year of Prior Fee Change: 2019-2020
% Current Fee Change from Prior Fee: 0.00%

FY2021-22

ESTIMATED REVENUE DERIVED FROM SERVICE

A	**Quantity Estimated (# of Units of Service Provided)**	0
B	**Fee per Unit (*Proposed*)**	$ 946
C	**FY 2021-22 Revenue Budgeted (A x B)**	$ -

ESTIMATED COSTS TO PROVIDE SERVICE - USE WORKSHEET 21-22, BELOW

		Rate		FY 2021-22 Estimated Cost	% of Total
D	**Direct Costs**				
	Productive Labor & Benefits (0.75 of 2021-22 Salary & MFB)		$	-	#DIV/0!
	Leave & Non-Productive Time (0.25 of FY 2021-22 Salary & MFB)		$	-	#DIV/0!
	Space Rental Equivalent		$	-	#DIV/0!
	Materials & Supplies		$	-	#DIV/0!
	Other (Please Describe on Worksheet)		$	-	#DIV/0!
E	**Indirect Costs**	**Rate**			
	Departmental Overhead	108.19%	$	-	#DIV/0!
	Central Services Overhead	0.00%	$	-	#DIV/0!
F	**FY 2021-22 Direct & Indirect Costs**		**$**	**-**	**#DIV/0!**

G	**FY 2021-22 Revenue Recovery Rate (C/F):**	#DIV/0!
H	**Required Fee For 100% Cost Recovery (F/A)**	#DIV/0!
I	**Over (+) or Under (-) 100% Cost Recovery (B-H)**	#DIV/0!
J	**FY 2020-21 Estimated Revenue [(2) x A]:**	$ -
K	**FY 2019-20 Estimated Revenue [(3) x A]:**	$ -
L	**FY 2010-21 Estimated Revenue Increase/Decrease Based on Proposed Fee [J -K]:**	$ -

FY2022-23

ESTIMATED REVENUE DERIVED FROM SERVICE

A	**Quantity Estimated (# of Units of Service Provided)**	0
B	**Fee per Unit (*Proposed*)**	$ 977
C	**FY 2021-22 Revenue Budgeted (A x B)**	$ -

ESTIMATED COSTS TO PROVIDE SERVICE - USE WORKSHEET 22-23, BELOW

		Rate		FY 2021-22 Estimated Cost	% of Total
D	**Direct Costs**				
	Productive Labor & Benefits (0.75 of 2022-23 Salary & MFB)		$	-	#DIV/0!
	Leave & Non-Productive Time (0.25 of FY 2022-23 Salary & MFB)		$	-	#DIV/0!
	Space Rental Equivalent		$	-	#DIV/0!
	Materials & Supplies		$	-	#DIV/0!
	Other (Please Describe on Worksheet)		$	-	#DIV/0!
E	**Indirect Costs**	**Rate**			
	Departmental Overhead	108.19%	$	-	#DIV/0!
	Central Services Overhead	0.00%	$	-	#DIV/0!
F	**FY 2022-23 Direct & Indirect Costs**		**$**	**-**	**#DIV/0!**

G	**FY 2022-23 Revenue Recovery Rate (C/F):**	#DIV/0!
H	**Required Fee For 100% Cost Recovery (F/A):**	#DIV/0!
I	**Over (+) or Under (-) 100% Cost Recovery (B-H):**	#DIV/0!
J	**FY 2022-23 Estimated Revenue [(1) x A]:**	$ -
K	**FY 2021-22 Estimated Revenue [(2) x A]:**	$ -
L	**FY 2022-23 Estimated Revenue Increase/Decrease Based on Proposed Fee [J - K]:**	$ -

Worksheet 21-22

Estimated Costs Worksheet FY 2021-22

Direct Costs

Labor and Benefits

Please use the worksheet below to list all job classes necessary to support the services provided. Add rows if necessary.

Please also provide a description of the work and the estimated hours for each job class required to perform each unit of service

JobClass	Job Class Title	Description of Work	Hours per Unit of Service
5201	Junior Engineer	Initial Review at Application	0.25
1632	Senior Account Clerk	Fee Collection	0.1667
5203	Assistant Engineer	Initial Review	0.75
5203	Assistant Engineer	Notification	0.25
5203	Assistant Engineer	Monitor Hearing Objections	0.3333
5203	Assistant Engineer	Hearing	0.5
5203	Assistant Engineer	Determining Order Documentation	0.5
5203	Assistant Engineer	Permit Issuance	0.1667
6230	Street Inspector	Inspection	4.00

Please fill out the Salary and Benefits Amount per FTE column

Job Class	Job Class Title	Salary and Benefits Amount per FTE	Hours Worked	Hourly Rate	Salary and Benefits Amount
5201	Junior Engineer	$119,214.94	0.0	$57.31	$0.00
6230	Street Inspector	$143,235.86	0.0	$68.86	$0.00
1623	Sernior Accunt Clerk	$120,375.37	0.0	$57.87	$0.00
5203	Assistant Engineer	$183,618.86	0.0	$88.28	$0.00
				Total:	**$0.00**

Space Rental Equivalent

Please list and describe the costs of space/facility rental necessary to support the services provided. Add rows as necessary. Ensure that the 'Total' includes the sum of all rows with cost information.

	Cost	Description
1		
2		
3		
Total:	**$0.00**	

Materials and Supplies

Please list and describe the costs of space/facility rental necessary to support the services provided. Add rows as necessary. Ensure that the 'Total' includes the sum of all rows with cost information.

	Cost	Description
1		
2		
3		
Total:	**$0.00**	

Other Costs

Please list and describe the costs of space/facility rental necessary to support the services provided. Add rows as necessary. Ensure that the 'Total' includes the sum of all rows with cost information.

	Cost	Description
1		
2		
3		
Total:	**$0.00**	

Indirect Costs

Rate	Source
108.2%	Please provide supporting documentation for how Departmental overhead rate was derived.

Worksheet 22-23

Estimated Costs Worksheet FY 2022-23

Direct Costs

Labor and Benefits

Please use the worksheet below to list all job classes necessary to support the services provided. Add rows if necessary.

Please also provide a description of the work and the estimated hours for each job class required to perform each unit of service

JobClass	Job Class Title	Description of Work	Hours per Unit of Service
5201	Junior Engineer	Initial Review at Application	0.25
1632	Senior Account Clerk	Fee Collection	0.1667
5203	Assistant Engineer	Initial Review	0.75
5203	Assistant Engineer	Notification	0.25
5203	Assistant Engineer	Monitor Hearing Objections	0.3333
5203	Assistant Engineer	Hearing	0.5
5203	Assistant Engineer	Determining Order Documentation	0.5
5203	Assistant Engineer	Permit Issuance	0.1667
6230	Street Inspector	Inspection	4.00

Please fill out the Salary and Benefits Amount per FTE column

Job Class	Job Class Title	Salary and Benefits Amount per FTE	Hours Worked	Hourly Rate	Salary and Benefits Amount
5201	Junior Engineer	$119,214.94	0.0	$57.31	$0.00
6230	Street Inspector	$143,235.86	0.0	$68.86	$0.00
1623	Sernior Accunt Clerk	$120,375.37	0.0	$57.87	$0.00
5203	Assistant Engineer	$183,618.86	0.0	$88.28	$0.00
				Total:	**$0.00**

Space Rental Equivalent

Please list and describe the costs of space/facility rental necessary to support the services provided. Add rows as necessary. Ensure that the 'Total' includes the sum of all rows with cost information.

	Cost	**Description**
1		
2		
3		
Total:	**$0.00**	

Materials and Supplies

Please list and describe the costs of space/facility rental necessary to support the services provided. Add rows as necessary. Ensure that the 'Total' includes the sum of all rows with cost information.

	Cost	**Description**
1		
2		
3		
Total:	**$0.00**	

Other Costs

Please list and describe the costs of space/facility rental necessary to support the services provided. Add rows as necessary. Ensure that the 'Total' includes the sum of all rows with cost information.

	Cost	**Description**
1		
2		
3		
Total:	**$0.00**	

Indirect Costs

Rate	**Source**
	Please provide supporting documentation for how Departmental overhead rate was derived.

Budget Form 2C: Fee Cost Recovery

PLEASE FILL OUT HIGHLIGHTED AREAS AND PROVIDE A DETAILED DESCRIPTION OF THE SERVICE

DEPARTMENT: Public Works

Fee Name: Autonomous Delivery Device Permit Fee (Tw

	Numeric Code	Title
PS Department of Proposed Revenue:	207957	DPW BSM Budgetary
PS Fund of Proposed Revenue:	10010	GF Annual Auhority Ctrl
PS Authority of Proposed Revenue:	20682	PW BSM - Street Use & Mappir
PS Project of Proposed Revenue:	10034422	PW Operating
PS Activity of Proposed Revenue:	1	PW Operating
PS Account of Proposed Revenue:	To be subsetted	Autonomous Delivery Device

Fee Status (New/Modified): Continuing
Fee Status (New/Modified): Continuing

Department Providing Service: San Francisco Public Works
Fee Administrator: Bernard Tse
Code Authorization/
Proposed Fee Ordinance/File No: PWC Article 2.1, Section 2.1.4

Proposed Fee (FY 2022-23): $ 1,754.10 (1)
Proposed Fee (FY 2021-22): $ 1,698.72 (2)
Current Fee (FY 2020-21): $ 1,670.00 (3)

Detailed Service Description:

Please provide description of service

Proposed Fee (FY 2022-23):	$ 1,754.10	**FY 2022-23 Proposed Fee Increase/Decrease:**	$ 55.38
Proposed Fee (FY 2021-22):	$ 1,698.72	**FY 2022-23 % Proposed Fee Change from FY 2020-21 Fee:**	3.26%
Current Fee (FY 2020-21):	$ 1,670.00	**FY 2021-22 Proposed Fee Increase/Decrease:**	$ 28.72
		FY 2021-22 % Proposed Fee Change from Current Fee:	1.72%
Fee Prior to Current:	$ 1,670.00	**Fiscal Year of Prior Fee Change:**	2019-2020
Current Fee Increase/Decrease from Prior Fee:	$ -	**% Current Fee Change from Prior Fee:**	0.00%

FY2021-22

ESTIMATED REVENUE DERIVED FROM SERVICE

A	**Quantity Estimated (# of Units of Service Provided)**	0
B	**Fee per Unit (*Proposed*)**	$ 1,699
C	**FY 2021-22 Revenue Budgeted (A x B)**	$ -

ESTIMATED COSTS TO PROVIDE SERVICE - USE WORKSHEET 21-22, BELOW

		Rate		FY 2021-22 Estimated Cost	% of Total
D	**Direct Costs**				
	Productive Labor & Benefits (0.75 of 2021-22 Salary & MFB)		$	-	#DIV/0!
	Leave & Non-Productive Time (0.25 of FY 2021-22 Salary & MFB)		$	-	#DIV/0!
	Space Rental Equivalent		$	-	#DIV/0!
	Materials & Supplies		$	-	#DIV/0!
	Other (Please Describe on Worksheet)		$	-	#DIV/0!
E	**Indirect Costs**	**Rate**			
	Departmental Overhead	108.19%	$	-	#DIV/0!
	Central Services Overhead	0.00%	$	-	#DIV/0!
F	**FY 2021-22 Direct & Indirect Costs**		**$**	**-**	**#DIV/0!**

G	**FY 2021-22 Revenue Recovery Rate (C/F):**	#DIV/0!
H	**Required Fee For 100% Cost Recovery (F/A)**	#DIV/0!
I	**Over (+) or Under (-) 100% Cost Recovery (B-H)**	#DIV/0!
J	**FY 2020-21 Estimated Revenue [(2) x A]:**	$ -
K	**FY 2019-20 Estimated Revenue [(3) x A]:**	$ -
L	**FY 2010-21 Estimated Revenue Increase/Decrease Based on Proposed Fee [J -K]:**	$ -

FY2022-23

ESTIMATED REVENUE DERIVED FROM SERVICE

A	**Quantity Estimated (# of Units of Service Provided)**	0
B	**Fee per Unit (*Proposed*)**	$ 1,754
C	**FY 2021-22 Revenue Budgeted (A x B)**	$ -

ESTIMATED COSTS TO PROVIDE SERVICE - USE WORKSHEET 22-23, BELOW

		Rate		FY 2021-22 Estimated Cost	% of Total
D	**Direct Costs**				
	Productive Labor & Benefits (0.75 of 2022-23 Salary & MFB)		$	-	#DIV/0!
	Leave & Non-Productive Time (0.25 of FY 2022-23 Salary & MFB)		$	-	#DIV/0!
	Space Rental Equivalent		$	-	#DIV/0!
	Materials & Supplies		$	-	#DIV/0!
	Other (Please Describe on Worksheet)		$	-	#DIV/0!
E	**Indirect Costs**	**Rate**			
	Departmental Overhead	108.19%	$	-	#DIV/0!
	Central Services Overhead	0.00%	$	-	#DIV/0!
F	**FY 2022-23 Direct & Indirect Costs**		**$**	**-**	**#DIV/0!**

G	**FY 2022-23 Revenue Recovery Rate (C/F):**	#DIV/0!
H	**Required Fee For 100% Cost Recovery (F/A):**	#DIV/0!
I	**Over (+) or Under (-) 100% Cost Recovery (B-H):**	#DIV/0!
J	**FY 2022-23 Estimated Revenue [(1) x A]:**	$ -
K	**FY 2021-22 Estimated Revenue [(2) x A]:**	$ -
L	**FY 2022-23 Estimated Revenue Increase/Decrease Based on Proposed Fee [J - K]:**	$ -

Worksheet 21-22

Estimated Costs Worksheet FY 2021-22

Direct Costs

Labor and Benefits

Please use the worksheet below to list all job classes necessary to support the services provided. Add rows if necessary.

Please also provide a description of the work and the estimated hours for each job class required to perform each unit of service

JobClass	Job Class Title	Description of Work	Hours per Unit of Service
5201	Junior Engineer	Initial Review at Application	0.25
1632	Senior Account Clerk	Fee Collection	0.1667
5203	Assistant Engineer	Initial Review	0.75
5203	Assistant Engineer	Notification	0.25
5203	Assistant Engineer	Monitor Hearing Objections	0.3333
5203	Assistant Engineer	Hearing	0.5
5203	Assistant Engineer	Determining Order Documentation	0.5
5203	Assistant Engineer	Permit Issuance	0.1667
6230	Street Inspector	Inspection	4.00

Please fill out the Salary and Benefits Amount per FTE column

Job Class	Job Class Title	Salary and Benefits Amount per FTE	Hours Worked	Hourly Rate	Salary and Benefits Amount
5201	Junior Engineer	$119,214.94	0.0	$57.31	$0.00
6230	Street Inspector	$143,235.86	0.0	$68.86	$0.00
1623	Sernior Accunt Clerk	$120,375.37	0.0	$57.87	$0.00
5203	Assistant Engineer	$183,618.86	0.0	$88.28	$0.00
				Total:	**$0.00**

Space Rental Equivalent Cost

Please list and describe the costs of space/facility rental necessary to support the services provided. Add rows as necessary. Ensure that the 'Total' includes the sum of all rows with cost information.

	Cost	Description
1		
2		
3		
Total:	**$0.00**	

Materials and Supplies Cost

Please list and describe the costs of space/facility rental necessary to support the services provided. Add rows as necessary. Ensure that the 'Total' includes the sum of all rows with cost information.

	Cost	Description
1		
2		
3		
Total:	**$0.00**	

Other Costs Cost

Please list and describe the costs of space/facility rental necessary to support the services provided. Add rows as necessary. Ensure that the 'Total' includes the sum of all rows with cost information.

	Cost	Description
1		
2		
3		
Total:	**$0.00**	

Indirect Costs

Rate	Source
108.2%	Please provide supporting documentation for how Departmental overhead rate was derived.

Worksheet 22-23

Estimated Costs Worksheet FY 2022-23

Direct Costs

Labor and Benefits

Please use the worksheet below to list all job classes necessary to support the services provided. Add rows if necessary.

Please also provide a description of the work and the estimated hours for each job class required to perform each unit of service

JobClass	Job Class Title	Description of Work	Hours per Unit of Service
5201	Junior Engineer	Initial Review at Application	0.25
1632	Senior Account Clerk	Fee Collection	0.1667
5203	Assistant Engineer	Initial Review	0.75
5203	Assistant Engineer	Notification	0.25
5203	Assistant Engineer	Monitor Hearing Objections	0.3333
5203	Assistant Engineer	Hearing	0.5
5203	Assistant Engineer	Determining Order Documentation	0.5
5203	Assistant Engineer	Permit Issuance	0.1667
6230	Street Inspector	Inspection	4.00

Please fill out the Salary and Benefits Amount per FTE column

Job Class	Job Class Title	Salary and Benefits Amount per FTE	Hours Worked	Hourly Rate	Salary and Benefits Amount
5201	Junior Engineer	$119,214.94	0.0	$57.31	$0.00
6230	Street Inspector	$143,235.86	0.0	$68.86	$0.00
1623	Sernior Accunt Clerk	$120,375.37	0.0	$57.87	$0.00
5203	Assistant Engineer	$183,618.86	0.0	$88.28	$0.00
				Total:	**$0.00**

Space Rental Equivalent

Please list and describe the costs of space/facility rental necessary to support the services provided. Add rows as necessary. Ensure that the 'Total' includes the sum of all rows with cost information.

	Cost	**Description**
1		
2		
3		
Total:	**$0.00**	

Materials and Supplies

Please list and describe the costs of space/facility rental necessary to support the services provided. Add rows as necessary. Ensure that the 'Total' includes the sum of all rows with cost information.

	Cost	**Description**
1		
2		
3		
Total:	**$0.00**	

Other Costs

Please list and describe the costs of space/facility rental necessary to support the services provided. Add rows as necessary. Ensure that the 'Total' includes the sum of all rows with cost information.

	Cost	**Description**
1		
2		
3		
Total:	**$0.00**	

Indirect Costs

Rate	**Source**
	Please provide supporting documentation for how Departmental overhead rate was derived.

Budget Form 2C: Fee Cost Recovery

PLEASE FILL OUT HIGHLIGHTED AREAS AND PROVIDE A DETAILED DESCRIPTION OF THE SERVICE

DEPARTMENT: Public Works

Fee Name: Autonomous Delivery Device Permit Fee (Thı

	Numeric Code	Title
PS Department of Proposed Revenue:	207957	DPW BSM Budgetary
PS Fund of Proposed Revenue:	10010	GF Annual Auhority Ctrl
PS Authority of Proposed Revenue:	20682	PW BSM - Street Use & Mappir
PS Project of Proposed Revenue:	10034422	PW Operating
PS Activity of Proposed Revenue:	1	PW Operating
PS Account of Proposed Revenue:	To be subsetted	Autonomous Delivery Device

Fee Status (New/Modified): Continuing
Fee Status (New/Modified): Continuing

Department Providing Service: San Francisco Public Works
Fee Administrator: Bernard Tse
Code Authorization/
Proposed Fee Ordinance/File No: PWC Article 2.1, Section 2.1.4

Proposed Fee (FY 2022-23): $ 2,274.03 (1)
Proposed Fee (FY 2021-22): $ 2,202.24 (2)
Current Fee (FY 2020-21): $ 2,165.00 (3)

Detailed Service Description:

Please provide description of service

Proposed Fee (FY 2022-23):	$ 2,274.03	**FY 2022-23 Proposed Fee Increase/Decrease:**	$ 71.79
Proposed Fee (FY 2021-22):	$ 2,202.24	**FY 2022-23 % Proposed Fee Change from FY 2020-21 Fee:**	3.26%
Current Fee (FY 2020-21):	$ 2,165.00	**FY 2021-22 Proposed Fee Increase/Decrease:**	$ 37.24
		FY 2021-22 % Proposed Fee Change from Current Fee:	1.72%
Fee Prior to Current:	$ 2,165.00	**Fiscal Year of Prior Fee Change:**	2019-2020
Current Fee Increase/Decrease from Prior Fee:	$ -	**% Current Fee Change from Prior Fee:**	0.00%

FY2021-22

ESTIMATED REVENUE DERIVED FROM SERVICE

A	**Quantity Estimated (# of Units of Service Provided)**	0
B	**Fee per Unit (*Proposed*)**	$ 2,202
C	**FY 2021-22 Revenue Budgeted (A x B)**	$ -

ESTIMATED COSTS TO PROVIDE SERVICE - USE WORKSHEET 21-22, BELOW

		Rate		FY 2021-22 Estimated Cost	% of Total
D	**Direct Costs**				
	Productive Labor & Benefits (0.75 of 2021-22 Salary & MFB)		$	-	#DIV/0!
	Leave & Non-Productive Time (0.25 of FY 2021-22 Salary & MFB)		$	-	#DIV/0!
	Space Rental Equivalent		$	-	#DIV/0!
	Materials & Supplies		$	-	#DIV/0!
	Other (Please Describe on Worksheet)		$	-	#DIV/0!
E	**Indirect Costs**	**Rate**			
	Departmental Overhead	108.19%	$	-	#DIV/0!
	Central Services Overhead	0.00%	$	-	#DIV/0!
F	**FY 2021-22 Direct & Indirect Costs**		**$**	**-**	**#DIV/0!**

G	**FY 2021-22 Revenue Recovery Rate (C/F):**	#DIV/0!
H	**Required Fee For 100% Cost Recovery (F/A)**	#DIV/0!
I	**Over (+) or Under (-) 100% Cost Recovery (B-H)**	#DIV/0!
J	**FY 2020-21 Estimated Revenue [(2) x A]:**	$ -
K	**FY 2019-20 Estimated Revenue [(3) x A]:**	$ -
L	**FY 2010-21 Estimated Revenue Increase/Decrease Based on Proposed Fee [J -K]:**	$ -

FY2022-23

ESTIMATED REVENUE DERIVED FROM SERVICE

A	**Quantity Estimated (# of Units of Service Provided)**	0
B	**Fee per Unit (*Proposed*)**	$ 2,274
C	**FY 2021-22 Revenue Budgeted (A x B)**	$ -

ESTIMATED COSTS TO PROVIDE SERVICE - USE WORKSHEET 22-23, BELOW

		Rate		FY 2021-22 Estimated Cost	% of Total
D	**Direct Costs**				
	Productive Labor & Benefits (0.75 of 2022-23 Salary & MFB)		$	-	#DIV/0!
	Leave & Non-Productive Time (0.25 of FY 2022-23 Salary & MFB)		$	-	#DIV/0!
	Space Rental Equivalent		$	-	#DIV/0!
	Materials & Supplies		$	-	#DIV/0!
	Other (Please Describe on Worksheet)		$	-	#DIV/0!
E	**Indirect Costs**	**Rate**			
	Departmental Overhead	108.19%	$	-	#DIV/0!
	Central Services Overhead	0.00%	$	-	#DIV/0!
F	**FY 2022-23 Direct & Indirect Costs**		**$**	**-**	**#DIV/0!**

G	**FY 2022-23 Revenue Recovery Rate (C/F):**	#DIV/0!
H	**Required Fee For 100% Cost Recovery (F/A):**	#DIV/0!
I	**Over (+) or Under (-) 100% Cost Recovery (B-H):**	#DIV/0!
J	**FY 2022-23 Estimated Revenue [(1) x A]:**	$ -
K	**FY 2021-22 Estimated Revenue [(2) x A]:**	$ -
L	**FY 2022-23 Estimated Revenue Increase/Decrease Based on Proposed Fee [J - K]:**	$ -

Worksheet 21-22

Estimated Costs Worksheet FY 2021-22

Direct Costs

Labor and Benefits

Please use the worksheet below to list all job classes necessary to support the services provided. Add rows if necessary.

Please also provide a description of the work and the estimated hours for each job class required to perform each unit of service

JobClass	Job Class Title	Description of Work	Hours per Unit of Service
5201	Junior Engineer	Initial Review at Application	0.25
1632	Senior Account Clerk	Fee Collection	0.1667
5203	Assistant Engineer	Initial Review	0.75
5203	Assistant Engineer	Notification	0.25
5203	Assistant Engineer	Monitor Hearing Objections	0.3333
5203	Assistant Engineer	Hearing	0.5
5203	Assistant Engineer	Determining Order Documentation	0.5
5203	Assistant Engineer	Permit Issuance	0.1667
6230	Street Inspector	Inspection	4.00

Please fill out the Salary and Benefits Amount per FTE column

Job Class	Job Class Title	Salary and Benefits Amount per FTE	Hours Worked	Hourly Rate	Salary and Benefits Amount
5201	Junior Engineer	$119,214.94	0.0	$57.31	$0.00
6230	Street Inspector	$143,235.86	0.0	$68.86	$0.00
1623	Sernior Accunt Clerk	$120,375.37	0.0	$57.87	$0.00
5203	Assistant Engineer	$183,618.86	0.0	$88.28	$0.00
				Total:	**$0.00**

Space Rental Equivalent Cost

Please list and describe the costs of space/facility rental necessary to support the services provided. Add rows as necessary. Ensure that the 'Total' includes the sum of all rows with cost information.

	Cost	Description
1		
2		
3		
Total:	**$0.00**	

Materials and Supplies Cost

Please list and describe the costs of space/facility rental necessary to support the services provided. Add rows as necessary. Ensure that the 'Total' includes the sum of all rows with cost information.

	Cost	Description
1		
2		
3		
Total:	**$0.00**	

Other Costs Cost

Please list and describe the costs of space/facility rental necessary to support the services provided. Add rows as necessary. Ensure that the 'Total' includes the sum of all rows with cost information.

	Cost	Description
1		
2		
3		
Total:	**$0.00**	

Indirect Costs

Rate	Source
108.2%	Please provide supporting documentation for how Departmental overhead rate was derived.

Worksheet 22-23

Estimated Costs Worksheet FY 2022-23

Direct Costs

Labor and Benefits

Please use the worksheet below to list all job classes necessary to support the services provided. Add rows if necessary.

Please also provide a description of the work and the estimated hours for each job class required to perform each unit of service

JobClass	Job Class Title	Description of Work	Hours per Unit of Service
5201	Junior Engineer	Initial Review at Application	0.25
1632	Senior Account Clerk	Fee Collection	0.1667
5203	Assistant Engineer	Initial Review	0.75
5203	Assistant Engineer	Notification	0.25
5203	Assistant Engineer	Monitor Hearing Objections	0.3333
5203	Assistant Engineer	Hearing	0.5
5203	Assistant Engineer	Determining Order Documentation	0.5
5203	Assistant Engineer	Permit Issuance	0.1667
6230	Street Inspector	Inspection	4.00

Please fill out the Salary and Benefits Amount per FTE column

Job Class	Job Class Title	Salary and Benefits Amount per FTE	Hours Worked	Hourly Rate	Salary and Benefits Amount
5201	Junior Engineer	$119,214.94	0.0	$57.31	$0.00
6230	Street Inspector	$143,235.86	0.0	$68.86	$0.00
1623	Sernior Accunt Clerk	$120,375.37	0.0	$57.87	$0.00
5203	Assistant Engineer	$183,618.86	0.0	$88.28	$0.00
				Total:	**$0.00**

Space Rental Equivalent

Please list and describe the costs of space/facility rental necessary to support the services provided. Add rows as necessary. Ensure that the 'Total' includes the sum of all rows with cost information.

	Cost	**Description**
1		
2		
3		
Total:	**$0.00**	

Materials and Supplies

Please list and describe the costs of space/facility rental necessary to support the services provided. Add rows as necessary. Ensure that the 'Total' includes the sum of all rows with cost information.

	Cost	**Description**
1		
2		
3		
Total:	**$0.00**	

Other Costs

Please list and describe the costs of space/facility rental necessary to support the services provided. Add rows as necessary. Ensure that the 'Total' includes the sum of all rows with cost information.

	Cost	**Description**
1		
2		
3		
Total:	**$0.00**	

Indirect Costs

Rate	**Source**
	Please provide supporting documentation for how Departmental overhead rate was derived.

Budget Form 2C: Fee Cost Recovery

PLEASE FILL OUT HIGHLIGHTED AREAS AND PROVIDE A DETAILED DESCRIPTION OF THE SERVICE

DEPARTMENT: Public Works

Fee Name: Autonomous Delivery Device Permit Extensic

	Numeric Code	Title
PS Department of Proposed Revenue:	207957	DPW BSM Budgetary
PS Fund of Proposed Revenue:	10010	GF Annual Auhority Ctrl
PS Authority of Proposed Revenue:	20682	PW BSM - Street Use & Mappir
PS Project of Proposed Revenue:	10034422	PW Operating
PS Activity of Proposed Revenue:	1	PW Operating
PS Account of Proposed Revenue:	To be subsetted	Autonomous Delivery Device

Fee Status (New/Modified): Continuing
Fee Status (New/Modified): Continuing

Department Providing Service: San Francisco Public Works
Fee Administrator: Bernard Tse
Code Authorization/
Proposed Fee Ordinance/File No: SFPWC Article 15, Sec. 725

Proposed Fee (FY 2022-23): $ 624.96 (1)
Proposed Fee (FY 2021-22): $ 605.23 (2)
Current Fee (FY 2020-21): $ 595.00 (3)

Detailed Service Description:

Please provide description of service

Proposed Fee (FY 2022-23): $ 624.96
Proposed Fee (FY 2021-22): $ 605.23
Current Fee (FY 2020-21): $ 595.00

FY 2022-23 Proposed Fee Increase/Decrease: $ 19.73
FY 2022-23 % Proposed Fee Change from FY 2020-21 Fee: 3.26%
FY 2021-22 Proposed Fee Increase/Decrease: $ 10.23
FY 2021-22 % Proposed Fee Change from Current Fee: 1.72%

Fee Prior to Current: $ 595.00
Current Fee Increase/Decrease from Prior Fee: $ -

Fiscal Year of Prior Fee Change: 2019-2020
% Current Fee Change from Prior Fee: 0.00%

FY2021-22

ESTIMATED REVENUE DERIVED FROM SERVICE

A	**Quantity Estimated (# of Units of Service Provided)**	0
B	**Fee per Unit (*Proposed*)**	$ 605
C	**FY 2021-22 Revenue Budgeted (A x B)**	$ -

ESTIMATED COSTS TO PROVIDE SERVICE - USE WORKSHEET 21-22, BELOW

		Rate		FY 2021-22 Estimated Cost	% of Total
D	**Direct Costs**				
	Productive Labor & Benefits (0.75 of 2021-22 Salary & MFB)		$	-	#DIV/0!
	Leave & Non-Productive Time (0.25 of FY 2021-22 Salary & MFB)		$	-	#DIV/0!
	Space Rental Equivalent		$	-	#DIV/0!
	Materials & Supplies		$	-	#DIV/0!
	Other (Please Describe on Worksheet)		$	-	#DIV/0!
E	**Indirect Costs**	**Rate**			
	Departmental Overhead	108.19%	$	-	#DIV/0!
	Central Services Overhead	0.00%	$	-	#DIV/0!
F	**FY 2021-22 Direct & Indirect Costs**		$	-	#DIV/0!

G	**FY 2021-22 Revenue Recovery Rate (C/F):**	#DIV/0!
H	**Required Fee For 100% Cost Recovery (F/A)**	#DIV/0!
I	**Over (+) or Under (-) 100% Cost Recovery (B-H)**	#DIV/0!
J	**FY 2020-21 Estimated Revenue [(2) x A]:**	$ -
K	**FY 2019-20 Estimated Revenue [(3) x A]:**	$ -
L	**FY 2010-21 Estimated Revenue Increase/Decrease Based on Proposed Fee [J -K]:**	$ -

FY2022-23

ESTIMATED REVENUE DERIVED FROM SERVICE

A	**Quantity Estimated (# of Units of Service Provided)**	0
B	**Fee per Unit (*Proposed*)**	$ 625
C	**FY 2021-22 Revenue Budgeted (A x B)**	$ -

ESTIMATED COSTS TO PROVIDE SERVICE - USE WORKSHEET 22-23, BELOW

		Rate		FY 2021-22 Estimated Cost	% of Total
D	**Direct Costs**				
	Productive Labor & Benefits (0.75 of 2022-23 Salary & MFB)		$	-	#DIV/0!
	Leave & Non-Productive Time (0.25 of FY 2022-23 Salary & MFB)		$	-	#DIV/0!
	Space Rental Equivalent		$	-	#DIV/0!
	Materials & Supplies		$	-	#DIV/0!
	Other (Please Describe on Worksheet)		$	-	#DIV/0!
E	**Indirect Costs**	**Rate**			
	Departmental Overhead	108.19%	$	-	#DIV/0!
	Central Services Overhead	0.00%	$	-	#DIV/0!
F	**FY 2022-23 Direct & Indirect Costs**		$	-	#DIV/0!

G	**FY 2022-23 Revenue Recovery Rate (C/F):**	#DIV/0!
H	**Required Fee For 100% Cost Recovery (F/A):**	#DIV/0!
I	**Over (+) or Under (-) 100% Cost Recovery (B-H):**	#DIV/0!
J	**FY 2022-23 Estimated Revenue [(1) x A]:**	$ -
K	**FY 2021-22 Estimated Revenue [(2) x A]:**	$ -
L	**FY 2022-23 Estimated Revenue Increase/Decrease Based on Proposed Fee [J - K]:**	$ -

Worksheet 21-22

Estimated Costs Worksheet FY 2021-22

Direct Costs

Labor and Benefits

Please use the worksheet below to list all job classes necessary to support the services provided. Add rows if necessary.

Please also provide a description of the work and the estimated hours for each job class required to perform each unit of service

JobClass	Job Class Title	Description of Work	Hours per Unit of Service
1820	Jr Adminstrative Analyst	Permit review and issuance	0.50
6230	Street Inspector	Inspection	1.00
1632	Sr. Account Clerk	Process Payment	0.25

Please fill out the Salary and Benefits Amount per FTE column

Job Class	Job Class Title	Salary and Benefits Amount per FTE	Hours Worked	Hourly Rate	Salary and Benefits Amount
1820	Jr Adminstrative Analyst	$119,214.94	0.0	$57.31	$0.00
6230	Street Inspector	$143,235.86	0.0	$68.86	$0.00
1632	Sr. Account Clerk	$120,375.37	0.0	$57.87	$0.00
0	0		0.0	$0.00	$0.00
				Total:	**$0.00**

Space Rental Equivalent

Please list and describe the costs of space/facility rental necessary to support the services provided. Add rows as necessary. Ensure that the 'Total' includes the sum of all rows with cost information.

	Cost	Description
1		
2		
3		
Total:	**$0.00**	

Materials and Supplies

Please list and describe the costs of space/facility rental necessary to support the services provided. Add rows as necessary. Ensure that the 'Total' includes the sum of all rows with cost information.

	Cost	Description
1		
2		
3		
Total:	**$0.00**	

Other Costs

Please list and describe the costs of space/facility rental necessary to support the services provided. Add rows as necessary. Ensure that the 'Total' includes the sum of all rows with cost information.

	Cost	Description
1		
2		
3		
Total:	**$0.00**	

Indirect Costs

Rate	Source
108.2%	Please provide supporting documentation for how Departmental overhead rate was derived.

Worksheet 22-23

Estimated Costs Worksheet FY 2022-23

Direct Costs

Labor and Benefits

Please use the worksheet below to list all job classes necessary to support the services provided. Add rows if necessary.

Please also provide a description of the work and the estimated hours for each job class required to perform each unit of service

JobClass	Job Class Title	Description of Work	Hours per Unit of Service
1820	Jr Adminstrative Analyst	Permit review and issuance	0.50
6230	Street Inspector	Inspection	1.00
1632	Sr. Account Clerk	Process Payment	0.25
0	0	0	-

Please fill out the Salary and Benefits Amount per FTE column

Job Class	Job Class Title	Salary and Benefits Amount per FTE	Hours Worked	Hourly Rate	Salary and Benefits Amount
1820	Jr Adminstrative Analyst	$119,214.94	0.0	$57.31	$0.00
6230	Street Inspector	$143,235.86	0.0	$68.86	$0.00
1632	Sr. Account Clerk	$120,375.37	0.0	$57.87	$0.00
0	0	$0.00	0.0	$0.00	$0.00
				Total:	**$0.00**

Space Rental Equivalent

Please list and describe the costs of space/facility rental necessary to support the services provided. Add rows as necessary. Ensure that the 'Total' includes the sum of all rows with cost information.

	Cost	**Description**
1		
2		
3		

Total: **$0.00**

Materials and Supplies

Please list and describe the costs of space/facility rental necessary to support the services provided. Add rows as necessary. Ensure that the 'Total' includes the sum of all rows with cost information.

	Cost	**Description**
1		
2		
3		

Total: **$0.00**

Other Costs

Please list and describe the costs of space/facility rental necessary to support the services provided. Add rows as necessary. Ensure that the 'Total' includes the sum of all rows with cost information.

	Cost	**Description**
1		
2		
3		

Total: **$0.00**

Indirect Costs

Rate	**Source**
	Please provide supporting documentation for how Departmental overhead rate was derived.

Budget Form 2C: Fee Cost Recovery

PLEASE FILL OUT HIGHLIGHTED AREAS AND PROVIDE A DETAILED DESCRIPTION OF THE SERVICE

DEPARTMENT: Public Works

Fee Name: Café Tables & Chairs (New) - Processing Fe

	Numeric Code	Title
PS Department of Proposed Revenue:	207957	DPW BSM Budgetary
PS Fund of Proposed Revenue:	10000	GF Annual Account Ctrl
PS Authority of Proposed Revenue:	10000	Operating
PS Project of Proposed Revenue:	10029978	PW-BSM Street-Use Mgmt
PS Activity of Proposed Revenue:	0001	Permits and Street Inspections
PS Account of Proposed Revenue:	420320	Cafe Tables and Chairs

Fee Status (New/Modified): Continuing
Fee Status (New/Modified): Continuing

Department Providing Service: San Francisco Public Works
Fee Administrator: Bernard Tse
Code Authorization/
Proposed Fee Ordinance/File No: SFPWC Article 5.2, Sec. 176

Proposed Fee (FY 2022-23):	**$ 155.45**	**(1)**
Proposed Fee (FY 2021-22):	**$ 150.55**	**(2)**
Current Fee (FY 2020-21):	**$ -**	**(3)**

Detailed Service Description:
Please provide description of service

Proposed Fee (FY 2022-23):	$	155.45
Proposed Fee (FY 2021-22):	$	150.55
Current Fee (FY 2020-21):	$	-

FY 2022-23 Proposed Fee Increase/Decrease:	$ 4.91
FY 2022-23 % Proposed Fee Change from FY 2020-21 Fee:	3.26%
FY 2021-22 Proposed Fee Increase/Decrease:	$ 150.55
FY 2021-22 % Proposed Fee Change from Current Fee:	#DIV/0!

Fee Prior to Current:	$	144.00
Current Fee Increase/Decrease from Prior Fee:	$	(144.00)

Fiscal Year of Prior Fee Change:	2019-2020
% Current Fee Change from Prior Fee:	-100.00%

FY2021-22

ESTIMATED REVENUE DERIVED FROM SERVICE

A	**Quantity Estimated (# of Units of Service Provided)**	**30**
B	**Fee per Unit (*Proposed*)**	**$ 151**
C	**FY 2021-22 Revenue Budgeted (A x B)**	**$ 4,516**

ESTIMATED COSTS TO PROVIDE SERVICE - USE WORKSHEET 21-22, BELOW

		Rate		FY 2021-22 Estimated Cost	% of Total
D	**Direct Costs**				
	Productive Labor & Benefits (0.75 of 2021-22 Salary & MFB)		$	13,221	36.02%
	Leave & Non-Productive Time (0.25 of FY 2021-22 Salary & MFB)		$	4,407	12.01%
	Space Rental Equivalent		$	-	0.00%
	Materials & Supplies		$	-	0.00%
	Other (Please Describe on Worksheet)		$	-	0.00%
E	**Indirect Costs**	**Rate**			
	Departmental Overhead	108.19%	$	19,072	51.97%
	Central Services Overhead	0.00%	$	-	0.00%
F	**FY 2021-22 Direct & Indirect Costs**		**$**	**36,701**	**100.00%**

G	**FY 2021-22 Revenue Recovery Rate (C/F):**	**12.31%**
H	**Required Fee For 100% Cost Recovery (F/A)**	**$ 1,223.36**
I	**Over (+) or Under (-) 100% Cost Recovery (B-H)**	**($1,072.81)**

J	**FY 2020-21 Estimated Revenue [(2) x A]:**	**$ 4,516.37**
K	**FY 2019-20 Estimated Revenue [(3) x A]:**	**$ -**
L	**FY 2010-21 Estimated Revenue Increase/Decrease Based on Proposed Fee [J -K]:**	**$ 4,516.37**

FY2022-23

ESTIMATED REVENUE DERIVED FROM SERVICE

A	**Quantity Estimated (# of Units of Service Provided)**	**30**
B	**Fee per Unit (*Proposed*)**	**$ 155**
C	**FY 2021-22 Revenue Budgeted (A x B)**	**$ 4,664**

ESTIMATED COSTS TO PROVIDE SERVICE - USE WORKSHEET 22-23, BELOW

		Rate		FY 2021-22 Estimated Cost	% of Total
D	**Direct Costs**				
	Productive Labor & Benefits (0.75 of 2022-23 Salary & MFB)		$	13,221	36.02%
	Leave & Non-Productive Time (0.25 of FY 2022-23 Salary & MFB)		$	4,407	12.01%
	Space Rental Equivalent		$	-	0.00%
	Materials & Supplies		$	-	0.00%
	Other (Please Describe on Worksheet)		$	-	0.00%
E	**Indirect Costs**	**Rate**			
	Departmental Overhead	108.19%	$	19,072	51.97%
	Central Services Overhead	0.00%	$	-	0.00%
F	**FY 2022-23 Direct & Indirect Costs**		**$**	**36,701**	**100.00%**

G	**FY 2022-23 Revenue Recovery Rate (C/F):**	**12.71%**
H	**Required Fee For 100% Cost Recovery (F/A):**	**$ 1,223.36**
I	**Over (+) or Under (-) 100% Cost Recovery (B-H):**	**($1,067.91)**

J	**FY 2022-23 Estimated Revenue [(1) x A]:**	**$ 4,663.60**
K	**FY 2021-22 Estimated Revenue [(2) x A]:**	**$ 4,516.37**
L	**FY 2022-23 Estimated Revenue Increase/Decrease Based on Proposed Fee [J - K]:**	**$ 147.23**

Worksheet 21-22

Estimated Costs Worksheet FY 2021-22

Direct Costs

Labor and Benefits

Please use the worksheet below to list all job classes necessary to support the services provided. Add rows if necessary.

Please also provide a description of the work and the estimated hours for each job class required to perform each unit of service

JobClass	Job Class Title	Description of Work	Hours per Unit of Service
1820	Jr Adminstrative Analyst	Review plans, work with applicants, prepare notification, schedule hearings and issue permit	10.00
1632	Sr. Account Clerk	Process Payment	0.25

Please fill out the Salary and Benefits Amount per FTE column

Job Class	Job Class Title	Salary and Benefits Amount per FTE	Hours Worked	Hourly Rate	Salary and Benefits Amount
1820	Jr Adminstrative Analyst	$119,214.94	300.0	$57.31	$17,194.46
0	0	$143,235.86	0.0	$68.86	$0.00
1632	Sr. Account Clerk	$120,375.37	7.5	$57.87	$434.05
0	0		0.0	$0.00	$0.00
				Total:	**$17,628.51**

Space Rental Equivalent

Please list and describe the costs of space/facility rental necessary to support the services provided. Add rows as necessary. Ensure that the 'Total' includes the sum of all rows with cost information.

	Cost	**Description**
1		
2		
3		
Total:	**$0.00**	

Materials and Supplies

Please list and describe the costs of space/facility rental necessary to support the services provided. Add rows as necessary. Ensure that the 'Total' includes the sum of all rows with cost information.

	Cost	**Description**
1		
2		
3		
Total:	**$0.00**	

Other Costs

Please list and describe the costs of space/facility rental necessary to support the services provided. Add rows as necessary. Ensure that the 'Total' includes the sum of all rows with cost information.

	Cost	**Description**
1		
2		
3		
Total:	**$0.00**	

Indirect Costs

Rate	Source
108.2%	Please provide supporting documentation for how Departmental overhead rate was derived.

Worksheet 22-23

Estimated Costs Worksheet FY 2022-23

Direct Costs

Labor and Benefits

Please use the worksheet below to list all job classes necessary to support the services provided. Add rows if necessary.

Please also provide a description of the work and the estimated hours for each job class required to perform each unit of service

JobClass	Job Class Title	Description of Work	Hours per Unit of Service
1820	Jr Adminstrative Analyst	Review plans, work with applicants, prepare notification, schedule hearings and issue permit	10.00
0	0	0	-
1632	Sr. Account Clerk	Process Payment	0.25
0	0	0	-

Please fill out the Salary and Benefits Amount per FTE column

Job Class	Job Class Title	Salary and Benefits Amount per FTE	Hours Worked	Hourly Rate	Salary and Benefits Amount
1820	Jr Adminstrative Analyst	$119,214.94	300.0	$57.31	$17,194.46
0	0	$143,235.86	0.0	$68.86	$0.00
1632	Sr. Account Clerk	$120,375.37	7.5	$57.87	$434.05
0	0	$0.00	0.0	$0.00	$0.00
				Total:	**$17,628.51**

Space Rental Equivalent

Please list and describe the costs of space/facility rental necessary to support the services provided. Add rows as necessary. Ensure that the 'Total' includes the sum of all rows with cost information.

	Cost	**Description**
1		
2		
3		
Total:	**$0.00**	

Materials and Supplies

Please list and describe the costs of space/facility rental necessary to support the services provided. Add rows as necessary. Ensure that the 'Total' includes the sum of all rows with cost information.

	Cost	**Description**
1		
2		
3		
Total:	**$0.00**	

Other Costs

Please list and describe the costs of space/facility rental necessary to support the services provided. Add rows as necessary. Ensure that the 'Total' includes the sum of all rows with cost information.

	Cost	**Description**
1		
2		
3		
Total:	**$0.00**	

Indirect Costs

Rate	**Source**
	Please provide supporting documentation for how Departmental overhead rate was derived.

Budget Form 2C: Fee Cost Recovery

PLEASE FILL OUT HIGHLIGHTED AREAS AND PROVIDE A DETAILED DESCRIPTION OF THE SERVICE

DEPARTMENT: Public Works

Fee Name: Café Tables & Chairs (New) - Inspection/Occ

	Numeric Code	Title
PS Department of Proposed Revenue:	207957	DPW BSM Budgetary
PS Fund of Proposed Revenue:	10000	GF Annual Account Ctrl
PS Authority of Proposed Revenue:	10000	Operating
PS Project of Proposed Revenue:	10029978	PW-BSM Street-Use Mgmt
PS Activity of Proposed Revenue:	0001	Permits and Street Inspections
PS Account of Proposed Revenue:	420320	Cafe Tables and Chairs

Fee Status (New/Modified): Continuing
Fee Status (New/Modified): Continuing

Department Providing Service: San Francisco Public Works
Fee Administrator: Bernard Tse
Code Authorization/ Proposed Fee Ordinance/File No: SFPWC Article 5.2, Sec. 176

Proposed Fee (FY 2022-23): $ 8.40 (1)
Proposed Fee (FY 2021-22): $ 8.14 (2)
Current Fee (FY 2020-21): $ 8.00 (3)

Detailed Service Description:
Please provide description of service

Proposed Fee (FY 2022-23):	$	8.40	**FY 2022-23 Proposed Fee Increase/Decrease:**	$ 0.27
Proposed Fee (FY 2021-22):	$	8.14	**FY 2022-23 % Proposed Fee Change from FY 2020-21 Fee:**	3.26%
Current Fee (FY 2020-21):	$	8.00	**FY 2021-22 Proposed Fee Increase/Decrease:**	$ 0.14
			FY 2021-22 % Proposed Fee Change from Current Fee:	1.72%
Fee Prior to Current:	$	8.00	**Fiscal Year of Prior Fee Change:**	2019-2020
Current Fee Increase/Decrease from Prior Fee:	$	-	**% Current Fee Change from Prior Fee:**	0.00%

FY2021-22

ESTIMATED REVENUE DERIVED FROM SERVICE

A	**Quantity Estimated (# of Units of Service Provided)**	3,000
B	**Fee per Unit (*Proposed*)**	$ 8
C	**FY 2021-22 Revenue Budgeted (A x B)**	$ 24,413

ESTIMATED COSTS TO PROVIDE SERVICE - USE WORKSHEET 21-22, BELOW

		Rate		FY 2021-22 Estimated Cost	% of Total
D	**Direct Costs**				
	Productive Labor & Benefits (0.75 of 2021-22 Salary & MFB)		$	464,828	36.02%
	Leave & Non-Productive Time (0.25 of FY 2021-22 Salary & MFB)		$	154,943	12.01%
	Space Rental Equivalent		$	-	0.00%
	Materials & Supplies		$	-	0.00%
	Other (Please Describe on Worksheet)		$	-	0.00%
E	**Indirect Costs**	**Rate**			
	Departmental Overhead	108.19%	$	670,530	51.97%
	Central Services Overhead	0.00%	$	-	0.00%
F	**FY 2021-22 Direct & Indirect Costs**		$	1,290,300	100.00%

G	**FY 2021-22 Revenue Recovery Rate (C/F):**	1.89%
H	**Required Fee For 100% Cost Recovery (F/A)**	$ 430.10
I	**Over (+) or Under (-) 100% Cost Recovery (B-H)**	($421.96)
J	**FY 2020-21 Estimated Revenue [(2) x A]:**	$ 24,412.80
K	**FY 2019-20 Estimated Revenue [(3) x A]:**	$ 24,000.00
L	**FY 2010-21 Estimated Revenue Increase/Decrease Based on Proposed Fee [J -K]:**	$ 412.80

FY2022-23

ESTIMATED REVENUE DERIVED FROM SERVICE

A	**Quantity Estimated (# of Units of Service Provided)**	3,000
B	**Fee per Unit (*Proposed*)**	$ 8
C	**FY 2021-22 Revenue Budgeted (A x B)**	$ 25,209

ESTIMATED COSTS TO PROVIDE SERVICE - USE WORKSHEET 22-23, BELOW

		Rate		FY 2021-22 Estimated Cost	% of Total
D	**Direct Costs**				
	Productive Labor & Benefits (0.75 of 2022-23 Salary & MFB)		$	464,828	36.02%
	Leave & Non-Productive Time (0.25 of FY 2022-23 Salary & MFB)		$	154,943	12.01%
	Space Rental Equivalent		$	-	0.00%
	Materials & Supplies		$	-	0.00%
	Other (Please Describe on Worksheet)		$	-	0.00%
E	**Indirect Costs**	**Rate**			
	Departmental Overhead	108.19%	$	670,530	51.97%
	Central Services Overhead	0.00%	$	-	0.00%
F	**FY 2022-23 Direct & Indirect Costs**		$	1,290,300	100.00%

G	**FY 2022-23 Revenue Recovery Rate (C/F):**	1.95%
H	**Required Fee For 100% Cost Recovery (F/A):**	$ 430.10
I	**Over (+) or Under (-) 100% Cost Recovery (B-H):**	($421.70)
J	**FY 2022-23 Estimated Revenue [(1) x A]:**	$ 25,208.66
K	**FY 2021-22 Estimated Revenue [(2) x A]:**	$ 24,412.80
L	**FY 2022-23 Estimated Revenue Increase/Decrease Based on Proposed Fee [J - K]:**	$ 795.86

Worksheet 21-22

Estimated Costs Worksheet FY 2021-22

Direct Costs

Labor and Benefits

Please use the worksheet below to list all job classes necessary to support the services provided. Add rows if necessary.

Please also provide a description of the work and the estimated hours for each job class required to perform each unit of service

JobClass	Job Class Title	Description of Work	Hours per Unit of Service
6230	Street Inspector	Inspection & Posting	3.00

Please fill out the Salary and Benefits Amount per FTE column

Job Class	Job Class Title	Salary and Benefits Amount per FTE	Hours Worked	Hourly Rate	Salary and Benefits Amount
0	0		0.0	$0.00	$0.00
6230	Street Inspector	$143,235.86	9000.0	$68.86	$619,770.55
0	0		0.0	$0.00	$0.00
0	0		0.0	$0.00	$0.00
				Total:	**$619,770.55**

Space Rental Equivalent

Please list and describe the costs of space/facility rental necessary to support the services provided. Add rows as necessary. Ensure that the 'Total' includes the sum of all rows with cost information.

	Cost	**Description**
1		
2		
3		
Total:	**$0.00**	

Materials and Supplies

Please list and describe the costs of space/facility rental necessary to support the services provided. Add rows as necessary. Ensure that the 'Total' includes the sum of all rows with cost information.

	Cost	**Description**
1		
2		
3		
Total:	**$0.00**	

Other Costs

Please list and describe the costs of space/facility rental necessary to support the services provided. Add rows as necessary. Ensure that the 'Total' includes the sum of all rows with cost information.

	Cost	**Description**
1		
2		
3		
Total:	**$0.00**	

Indirect Costs

Rate	Source
108.2%	Please provide supporting documentation for how Departmental overhead rate was derived.

Worksheet 22-23

Estimated Costs Worksheet FY 2022-23

Direct Costs

Labor and Benefits

Please use the worksheet below to list all job classes necessary to support the services provided. Add rows if necessary.

Please also provide a description of the work and the estimated hours for each job class required to perform each unit of service

JobClass	Job Class Title	Description of Work	Hours per Unit of Service
0	0	0	-
6230	Street Inspector	Inspection & Posting	3.00
0	0	0	-
0	0	0	-

Please fill out the Salary and Benefits Amount per FTE column

Job Class	Job Class Title	Salary and Benefits Amount per FTE	Hours Worked	Hourly Rate	Salary and Benefits Amount
0	0	$0.00	0.0	$0.00	$0.00
6230	Street Inspector	$143,235.86	9000.0	$68.86	$619,770.55
0	0	$0.00	0.0	$0.00	$0.00
0	0	$0.00	0.0	$0.00	$0.00
				Total:	**$619,770.55**

Space Rental Equivalent

Please list and describe the costs of space/facility rental necessary to support the services provided. Add rows as necessary. Ensure that the 'Total' includes the sum of all rows with cost information.

	Cost	**Description**
1		
2		
3		
Total:	**$0.00**	

Materials and Supplies

Please list and describe the costs of space/facility rental necessary to support the services provided. Add rows as necessary. Ensure that the 'Total' includes the sum of all rows with cost information.

	Cost	**Description**
1		
2		
3		
Total:	**$0.00**	

Other Costs

Please list and describe the costs of space/facility rental necessary to support the services provided. Add rows as necessary. Ensure that the 'Total' includes the sum of all rows with cost information.

	Cost	**Description**
1		
2		
3		
Total:	**$0.00**	

Indirect Costs

Rate	**Source**
	Please provide supporting documentation for how Departmental overhead rate was derived.

Budget Form 2C: Fee Cost Recovery

PLEASE FILL OUT HIGHLIGHTED AREAS AND PROVIDE A DETAILED DESCRIPTION OF THE SERVICE

DEPARTMENT: Public Works

Fee Name: Café Tables & Chairs (Renewal) - Processing

	Numeric Code	Title
PS Department of Proposed Revenue:	207957	DPW BSM Budgetary
PS Fund of Proposed Revenue:	10000	GF Annual Account Ctrl
PS Authority of Proposed Revenue:	10000	Operating
PS Project of Proposed Revenue:	10029978	PW-BSM Street-Use Mgmt
PS Activity of Proposed Revenue:	0001	Permits and Street Inspections
PS Account of Proposed Revenue:	420320	Cafe Tables and Chairs

Fee Status (New/Modified): Continuing
Fee Status (New/Modified): Continuing

Department Providing Service: San Francisco Public Works
Fee Administrator: Bernard Tse
Code Authorization/ Proposed Fee Ordinance/File No: SFPWC Article 5.2, Sec. 176

Proposed Fee (FY 2022-23):	**$ 77.73**	**(1)**
Proposed Fee (FY 2021-22):	**$ 75.27**	**(2)**
Current Fee (FY 2020-21):	**$ -**	**(3)**

Detailed Service Description:

Please provide description of service

Proposed Fee (FY 2022-23):	$	77.73
Proposed Fee (FY 2021-22):	$	75.27
Current Fee (FY 2020-21):	$	-

FY 2022-23 Proposed Fee Increase/Decrease:	$ 2.45
FY 2022-23 % Proposed Fee Change from FY 2020-21 Fee:	3.26%
FY 2021-22 Proposed Fee Increase/Decrease:	$ 75.27
FY 2021-22 % Proposed Fee Change from Current Fee:	#DIV/0!

Fee Prior to Current:	$	71.00
Current Fee Increase/Decrease from Prior Fee:	$	(71.00)

Fiscal Year of Prior Fee Change:	2019-2020
% Current Fee Change from Prior Fee:	-100.00%

FY2021-22

ESTIMATED REVENUE DERIVED FROM SERVICE

A	**Quantity Estimated (# of Units of Service Provided)**	**100**
B	**Fee per Unit (*Proposed*)**	**$ 75**
C	**FY 2021-22 Revenue Budgeted (A x B)**	**$ 7,527**

ESTIMATED COSTS TO PROVIDE SERVICE - USE WORKSHEET 21-22, BELOW

		Rate		FY 2021-22 Estimated Cost	% of Total
D	**Direct Costs**				
	Productive Labor & Benefits (0.75 of 2021-22 Salary & MFB)		$	3,234	36.02%
	Leave & Non-Productive Time (0.25 of FY 2021-22 Salary & MFB)		$	1,078	12.01%
	Space Rental Equivalent		$	-	0.00%
	Materials & Supplies		$	-	0.00%
	Other (Please Describe on Worksheet)		$	-	0.00%
E	**Indirect Costs**	**Rate**			
	Departmental Overhead	108.19%	$	4,666	51.97%
	Central Services Overhead	0.00%	$	-	0.00%
F	**FY 2021-22 Direct & Indirect Costs**		**$**	**8,978**	**100.00%**

G	**FY 2021-22 Revenue Recovery Rate (C/F):**	**83.84%**
H	**Required Fee For 100% Cost Recovery (F/A)**	**$ 89.78**
I	**Over (+) or Under (-) 100% Cost Recovery (B-H)**	**($14.51)**

J	**FY 2020-21 Estimated Revenue [(2) x A]:**	**$ 7,527.28**
K	**FY 2019-20 Estimated Revenue [(3) x A]:**	**$ -**
L	**FY 2010-21 Estimated Revenue Increase/Decrease Based on Proposed Fee [J -K]:**	**$ 7,527.28**

FY2022-23

ESTIMATED REVENUE DERIVED FROM SERVICE

A	**Quantity Estimated (# of Units of Service Provided)**	**100**
B	**Fee per Unit (*Proposed*)**	**$ 78**
C	**FY 2021-22 Revenue Budgeted (A x B)**	**$ 7,773**

ESTIMATED COSTS TO PROVIDE SERVICE - USE WORKSHEET 22-23, BELOW

		Rate		FY 2021-22 Estimated Cost	% of Total
D	**Direct Costs**				
	Productive Labor & Benefits (0.75 of 2022-23 Salary & MFB)		$	3,234	36.02%
	Leave & Non-Productive Time (0.25 of FY 2022-23 Salary & MFB)		$	1,078	12.01%
	Space Rental Equivalent		$	-	0.00%
	Materials & Supplies		$	-	0.00%
	Other (Please Describe on Worksheet)		$	-	0.00%
E	**Indirect Costs**	**Rate**			
	Departmental Overhead	108.19%	$	4,666	51.97%
	Central Services Overhead	0.00%	$	-	0.00%
F	**FY 2022-23 Direct & Indirect Costs**		**$**	**8,978**	**100.00%**

G	**FY 2022-23 Revenue Recovery Rate (C/F):**	**86.57%**
H	**Required Fee For 100% Cost Recovery (F/A):**	**$ 89.78**
I	**Over (+) or Under (-) 100% Cost Recovery (B-H):**	**($12.06)**

J	**FY 2022-23 Estimated Revenue [(1) x A]:**	**$ 7,772.67**
K	**FY 2021-22 Estimated Revenue [(2) x A]:**	**$ 7,527.28**
L	**FY 2022-23 Estimated Revenue Increase/Decrease Based on Proposed Fee [J - K]:**	**$ 245.39**

Worksheet 21-22

Estimated Costs Worksheet FY 2021-22

Direct Costs

Labor and Benefits

Please use the worksheet below to list all job classes necessary to support the services provided. Add rows if necessary.

Please also provide a description of the work and the estimated hours for each job class required to perform each unit of service

JobClass	Job Class Title	Description of Work	Hours per Unit of Service
1820	Jr Adminstrative Analyst	Review appllication and issue permit	0.50
1632	Sr. Account Clerk	Process Payment	0.25

Please fill out the Salary and Benefits Amount per FTE column

Job Class	Job Class Title	Salary and Benefits Amount per FTE	Hours Worked	Hourly Rate	Salary and Benefits Amount
1820	Jr Adminstrative Analyst	$119,214.94	50.0	$57.31	$2,865.74
0	0	$143,235.86	0.0	$68.86	$0.00
1632	Sr. Account Clerk	$120,375.37	25.0	$57.87	$1,446.82
0	0		0.0	$0.00	$0.00
				Total:	**$4,312.56**

Space Rental Equivalent

Please list and describe the costs of space/facility rental necessary to support the services provided. Add rows as necessary. Ensure that the 'Total' includes the sum of all rows with cost information.

	Cost	**Description**
1		
2		
3		
Total:	**$0.00**	

Materials and Supplies

Please list and describe the costs of space/facility rental necessary to support the services provided. Add rows as necessary. Ensure that the 'Total' includes the sum of all rows with cost information.

	Cost	**Description**
1		
2		
3		
Total:	**$0.00**	

Other Costs

Please list and describe the costs of space/facility rental necessary to support the services provided. Add rows as necessary. Ensure that the 'Total' includes the sum of all rows with cost information.

	Cost	**Description**
1		
2		
3		
Total:	**$0.00**	

Indirect Costs

Rate	**Source**
108.2%	Please provide supporting documentation for how Departmental overhead rate was derived.

Worksheet 22-23

Estimated Costs Worksheet FY 2022-23

Direct Costs

Labor and Benefits

Please use the worksheet below to list all job classes necessary to support the services provided. Add rows if necessary.

Please also provide a description of the work and the estimated hours for each job class required to perform each unit of service

JobClass	Job Class Title	Description of Work	Hours per Unit of Service
1820	Jr Adminstrative Analyst	Review appllication and issue permit	0.50
0	0	0	-
1632	Sr. Account Clerk	Process Payment	0.25
0	0	0	-

Please fill out the Salary and Benefits Amount per FTE column

Job Class	Job Class Title	Salary and Benefits Amount per FTE	Hours Worked	Hourly Rate	Salary and Benefits Amount
1820	Jr Adminstrative Analyst	$119,214.94	50.0	$57.31	$2,865.74
0	0	$143,235.86	0.0	$68.86	$0.00
1632	Sr. Account Clerk	$120,375.37	25.0	$57.87	$1,446.82
0	0	$0.00	0.0	$0.00	$0.00
				Total:	**$4,312.56**

Space Rental Equivalent

Please list and describe the costs of space/facility rental necessary to support the services provided. Add rows as necessary. Ensure that the 'Total' includes the sum of all rows with cost information.

	Cost	**Description**
1		
2		
3		
Total:	**$0.00**	

Materials and Supplies

Please list and describe the costs of space/facility rental necessary to support the services provided. Add rows as necessary. Ensure that the 'Total' includes the sum of all rows with cost information.

	Cost	**Description**
1		
2		
3		
Total:	**$0.00**	

Other Costs

Please list and describe the costs of space/facility rental necessary to support the services provided. Add rows as necessary. Ensure that the 'Total' includes the sum of all rows with cost information.

	Cost	**Description**
1		
2		
3		
Total:	**$0.00**	

Indirect Costs

Rate	**Source**
	Please provide supporting documentation for how Departmental overhead rate was derived.

Budget Form 2C: Fee Cost Recovery

PLEASE FILL OUT HIGHLIGHTED AREAS AND PROVIDE A DETAILED DESCRIPTION OF THE SERVICE

DEPARTMENT: Public Works

Fee Name: Café Tables & Chairs (Renewal) - Inspection

	Numeric Code	Title
PS Department of Proposed Revenue:	207957	DPW BSM Budgetary
PS Fund of Proposed Revenue:	10000	GF Annual Account Ctrl
PS Authority of Proposed Revenue:	10000	Operating
PS Project of Proposed Revenue:	10029978	PW-BSM Street-Use Mgmt
PS Activity of Proposed Revenue:	0001	Permits and Street Inspections
PS Account of Proposed Revenue:	420320	Cafe Tables and Chairs

Fee Status (New/Modified): Continuing
Fee Status (New/Modified): Continuing

Department Providing Service: San Francisco Public Works
Fee Administrator: Bernard Tse
Code Authorization/
Proposed Fee Ordinance/File No: SFPWC Article 5.2, Sec. 176

Proposed Fee (FY 2022-23): $ 7.59 (1)
Proposed Fee (FY 2021-22): $ 7.35 (2)
Current Fee (FY 2020-21): $ - (3)

Detailed Service Description:
Please provide description of service

Proposed Fee (FY 2022-23):	$	7.59	**FY 2022-23 Proposed Fee Increase/Decrease:**	$ 0.24
Proposed Fee (FY 2021-22):	$	7.35	**FY 2022-23 % Proposed Fee Change from FY 2020-21 Fee:**	3.26%
Current Fee (FY 2020-21):	$	-	**FY 2021-22 Proposed Fee Increase/Decrease:**	$ 7.35
			FY 2021-22 % Proposed Fee Change from Current Fee:	#DIV/0!
Fee Prior to Current:	$	7.00	**Fiscal Year of Prior Fee Change:**	2019-2020
Current Fee Increase/Decrease from Prior Fee:	$	(7.00)	**% Current Fee Change from Prior Fee:**	-100.00%

FY2021-22

ESTIMATED REVENUE DERIVED FROM SERVICE

A	**Quantity Estimated (# of Units of Service Provided)**	10,000
B	**Fee per Unit (*Proposed*)**	$ 7
C	**FY 2021-22 Revenue Budgeted (A x B)**	$ 73,525

ESTIMATED COSTS TO PROVIDE SERVICE - USE WORKSHEET 21-22, BELOW

		Rate		FY 2021-22 Estimated Cost	% of Total
D	**Direct Costs**				
	Productive Labor & Benefits (0.75 of 2021-22 Salary & MFB)		$	516,475	36.02%
	Leave & Non-Productive Time (0.25 of FY 2021-22 Salary & MFB)		$	172,158	12.01%
	Space Rental Equivalent		$	-	0.00%
	Materials & Supplies		$	-	0.00%
	Other (Please Describe on Worksheet)		$	-	0.00%
E	**Indirect Costs**	**Rate**			
	Departmental Overhead	108.19%	$	745,033	51.97%
	Central Services Overhead	0.00%	$	-	0.00%
F	**FY 2021-22 Direct & Indirect Costs**		**$**	**1,433,667**	**100.00%**

G	**FY 2021-22 Revenue Recovery Rate (C/F):**	**5.13%**
H	**Required Fee For 100% Cost Recovery (F/A)**	**$ 143.37**
I	**Over (+) or Under (-) 100% Cost Recovery (B-H)**	**($136.01)**
J	**FY 2020-21 Estimated Revenue [(2) x A]:**	**$ 73,525.25**
K	**FY 2019-20 Estimated Revenue [(3) x A]:**	**$ -**
L	**FY 2010-21 Estimated Revenue Increase/Decrease Based on Proposed Fee [J -K]:**	**$ 73,525.25**

FY2022-23

ESTIMATED REVENUE DERIVED FROM SERVICE

A	**Quantity Estimated (# of Units of Service Provided)**	10,000
B	**Fee per Unit (*Proposed*)**	$ 8
C	**FY 2021-22 Revenue Budgeted (A x B)**	$ 75,922

ESTIMATED COSTS TO PROVIDE SERVICE - USE WORKSHEET 22-23, BELOW

		Rate		FY 2021-22 Estimated Cost	% of Total
D	**Direct Costs**				
	Productive Labor & Benefits (0.75 of 2022-23 Salary & MFB)		$	516,475	36.02%
	Leave & Non-Productive Time (0.25 of FY 2022-23 Salary & MFB)		$	172,158	12.01%
	Space Rental Equivalent		$	-	0.00%
	Materials & Supplies		$	-	0.00%
	Other (Please Describe on Worksheet)		$	-	0.00%
E	**Indirect Costs**	**Rate**			
	Departmental Overhead	108.19%	$	745,033	51.97%
	Central Services Overhead	0.00%	$	-	0.00%
F	**FY 2022-23 Direct & Indirect Costs**		**$**	**1,433,667**	**100.00%**

G	**FY 2022-23 Revenue Recovery Rate (C/F):**	**5.30%**
H	**Required Fee For 100% Cost Recovery (F/A):**	**$ 143.37**
I	**Over (+) or Under (-) 100% Cost Recovery (B-H):**	**($135.77)**
J	**FY 2022-23 Estimated Revenue [(1) x A]:**	**$ 75,922.17**
K	**FY 2021-22 Estimated Revenue [(2) x A]:**	**$ 73,525.25**
L	**FY 2022-23 Estimated Revenue Increase/Decrease Based on Proposed Fee [J - K]:**	**$ 2,396.92**

Worksheet 21-22

Estimated Costs Worksheet FY 2021-22

Direct Costs

Labor and Benefits

Please use the worksheet below to list all job classes necessary to support the services provided. Add rows if necessary.

Please also provide a description of the work and the estimated hours for each job class required to perform each unit of service

JobClass	Job Class Title	Description of Work	Hours per Unit of Service
6230	Street Inspector	Inspection	1.00

Please fill out the Salary and Benefits Amount per FTE column

Job Class	Job Class Title	Salary and Benefits Amount per FTE	Hours Worked	Hourly Rate	Salary and Benefits Amount
0	0		0.0	$0.00	$0.00
6230	Street Inspector	$143,235.86	10000.0	$68.86	$688,633.95
0	0		0.0	$0.00	$0.00
0	0		0.0	$0.00	$0.00
				Total:	**$688,633.95**

Space Rental Equivalent

Please list and describe the costs of space/facility rental necessary to support the services provided. Add rows as necessary. Ensure that the 'Total' includes the sum of all rows with cost information.

	Cost	**Description**
1		
2		
3		
Total:	**$0.00**	

Materials and Supplies

Please list and describe the costs of space/facility rental necessary to support the services provided. Add rows as necessary. Ensure that the 'Total' includes the sum of all rows with cost information.

	Cost	**Description**
1		
2		
3		
Total:	**$0.00**	

Other Costs

Please list and describe the costs of space/facility rental necessary to support the services provided. Add rows as necessary. Ensure that the 'Total' includes the sum of all rows with cost information.

	Cost	**Description**
1		
2		
3		
Total:	**$0.00**	

Indirect Costs

Rate	Source
108.2%	Please provide supporting documentation for how Departmental overhead rate was derived.

Worksheet 22-23

Estimated Costs Worksheet FY 2022-23

Direct Costs

Labor and Benefits

Please use the worksheet below to list all job classes necessary to support the services provided. Add rows if necessary.

Please also provide a description of the work and the estimated hours for each job class required to perform each unit of service

JobClass	Job Class Title	Description of Work	Hours per Unit of Service
0	0	0	-
6230	Street Inspector	Inspection	1.00
0	0	0	-
0	0	0	-

Please fill out the Salary and Benefits Amount per FTE column

Job Class	Job Class Title	Salary and Benefits Amount per FTE	Hours Worked	Hourly Rate	Salary and Benefits Amount
0	0	$0.00	0.0	$0.00	$0.00
6230	Street Inspector	$143,235.86	10000.0	$68.86	$688,633.95
0	0	$0.00	0.0	$0.00	$0.00
0	0	$0.00	0.0	$0.00	$0.00
				Total:	**$688,633.95**

Space Rental Equivalent

Please list and describe the costs of space/facility rental necessary to support the services provided. Add rows as necessary. Ensure that the 'Total' includes the sum of all rows with cost information.

	Cost	**Description**
1		
2		
3		
Total:	**$0.00**	

Materials and Supplies

Please list and describe the costs of space/facility rental necessary to support the services provided. Add rows as necessary. Ensure that the 'Total' includes the sum of all rows with cost information.

	Cost	**Description**
1		
2		
3		
Total:	**$0.00**	

Other Costs

Please list and describe the costs of space/facility rental necessary to support the services provided. Add rows as necessary. Ensure that the 'Total' includes the sum of all rows with cost information.

	Cost	**Description**
1		
2		
3		
Total:	**$0.00**	

Indirect Costs

Rate	**Source**
	Please provide supporting documentation for how Departmental overhead rate was derived.

Budget Form 2C: Fee Cost Recovery

PLEASE FILL OUT HIGHLIGHTED AREAS AND PROVIDE A DETAILED DESCRIPTION OF THE SERVICE

DEPARTMENT: Public Works

Fee Name: Café Tables & Chairs (Renewal w/ Violation)

	Numeric Code	Title
PS Department of Proposed Revenue:	207957	DPW BSM Budgetary
PS Fund of Proposed Revenue:	10000	GF Annual Account Ctrl
PS Authority of Proposed Revenue:	10000	Operating
PS Project of Proposed Revenue:	10029978	PW-BSM Street-Use Mgmt
PS Activity of Proposed Revenue:	0001	Permits and Street Inspections
PS Account of Proposed Revenue:	420320	Cafe Tables and Chairs

Fee Status (New/Modified): Continuing
Fee Status (New/Modified): Continuing

Department Providing Service: San Francisco Public Works
Fee Administrator: Bernard Tse
Code Authorization/ Proposed Fee Ordinance/File No: SFPWC Article 5.2, Sec. 176

Proposed Fee (FY 2022-23):	**$ 155.45**	**(1)**
Proposed Fee (FY 2021-22):	**$ 150.55**	**(2)**
Current Fee (FY 2020-21):	**$ -**	**(3)**

Detailed Service Description:

Please provide description of service

Proposed Fee (FY 2022-23):	$	155.45
Proposed Fee (FY 2021-22):	$	150.55
Current Fee (FY 2020-21):	$	-

FY 2022-23 Proposed Fee Increase/Decrease:	$ 4.91
FY 2022-23 % Proposed Fee Change from FY 2020-21 Fee:	3.26%
FY 2021-22 Proposed Fee Increase/Decrease:	$ 150.55
FY 2021-22 % Proposed Fee Change from Current Fee:	#DIV/0!

Fee Prior to Current:	$	144.00
Current Fee Increase/Decrease from Prior Fee:	$	(144.00)

Fiscal Year of Prior Fee Change:	2019-2020
% Current Fee Change from Prior Fee:	-100.00%

FY2021-22

ESTIMATED REVENUE DERIVED FROM SERVICE

A	**Quantity Estimated (# of Units of Service Provided)**	**0**
B	**Fee per Unit (*Proposed*)**	**$ 151**
C	**FY 2021-22 Revenue Budgeted (A x B)**	**$ -**

ESTIMATED COSTS TO PROVIDE SERVICE - USE WORKSHEET 21-22, BELOW

		Rate		FY 2021-22 Estimated Cost	% of Total
D	**Direct Costs**				
	Productive Labor & Benefits (0.75 of 2021-22 Salary & MFB)		$	-	#DIV/0!
	Leave & Non-Productive Time (0.25 of FY 2021-22 Salary & MFB)		$	-	#DIV/0!
	Space Rental Equivalent		$	-	#DIV/0!
	Materials & Supplies		$	-	#DIV/0!
	Other (Please Describe on Worksheet)		$	-	#DIV/0!
E	**Indirect Costs**	**Rate**			
	Departmental Overhead	108.19%	$	-	#DIV/0!
	Central Services Overhead	0.00%	$	-	#DIV/0!
F	**FY 2021-22 Direct & Indirect Costs**		**$**	**-**	**#DIV/0!**

G	**FY 2021-22 Revenue Recovery Rate (C/F):**	**#DIV/0!**
H	**Required Fee For 100% Cost Recovery (F/A)**	**#DIV/0!**
I	**Over (+) or Under (-) 100% Cost Recovery (B-H)**	**#DIV/0!**

J	**FY 2020-21 Estimated Revenue [(2) x A]:**	**$ -**
K	**FY 2019-20 Estimated Revenue [(3) x A]:**	**$ -**
L	**FY 2010-21 Estimated Revenue Increase/Decrease Based on Proposed Fee [J -K]:**	**$ -**

FY2022-23

ESTIMATED REVENUE DERIVED FROM SERVICE

A	**Quantity Estimated (# of Units of Service Provided)**	**0**
B	**Fee per Unit (*Proposed*)**	**$ 155**
C	**FY 2021-22 Revenue Budgeted (A x B)**	**$ -**

ESTIMATED COSTS TO PROVIDE SERVICE - USE WORKSHEET 22-23, BELOW

		Rate		FY 2021-22 Estimated Cost	% of Total
D	**Direct Costs**				
	Productive Labor & Benefits (0.75 of 2022-23 Salary & MFB)		$	-	#DIV/0!
	Leave & Non-Productive Time (0.25 of FY 2022-23 Salary & MFB)		$	-	#DIV/0!
	Space Rental Equivalent		$	-	#DIV/0!
	Materials & Supplies		$	-	#DIV/0!
	Other (Please Describe on Worksheet)		$	-	#DIV/0!
E	**Indirect Costs**	**Rate**			
	Departmental Overhead	108.19%	$	-	#DIV/0!
	Central Services Overhead	0.00%	$	-	#DIV/0!
F	**FY 2022-23 Direct & Indirect Costs**		**$**	**-**	**#DIV/0!**

G	**FY 2022-23 Revenue Recovery Rate (C/F):**	**#DIV/0!**
H	**Required Fee For 100% Cost Recovery (F/A):**	**#DIV/0!**
I	**Over (+) or Under (-) 100% Cost Recovery (B-H):**	**#DIV/0!**

J	**FY 2022-23 Estimated Revenue [(1) x A]:**	**$ -**
K	**FY 2021-22 Estimated Revenue [(2) x A]:**	**$ -**
L	**FY 2022-23 Estimated Revenue Increase/Decrease Based on Proposed Fee [J - K]:**	**$ -**

Worksheet 21-22

Estimated Costs Worksheet FY 2021-22

Direct Costs

Labor and Benefits

Please use the worksheet below to list all job classes necessary to support the services provided. Add rows if necessary.

Please also provide a description of the work and the estimated hours for each job class required to perform each unit of service

JobClass	Job Class Title	Description of Work	Hours per Unit of Service
1820	Jr Adminstrative Analyst	Review plans and issue permit	2.00
1632	Sr. Account Clerk	Process Payment	0.25

Please fill out the Salary and Benefits Amount per FTE column

Job Class	Job Class Title	Salary and Benefits Amount per FTE	Hours Worked	Hourly Rate	Salary and Benefits Amount
1820	Jr Adminstrative Analyst	$119,214.94	0.0	$57.31	$0.00
0	0		0.0	$0.00	$0.00
1632	Sr. Account Clerk	$120,375.37	0.0	$57.87	$0.00
0	0		0.0	$0.00	$0.00
				Total:	**$0.00**

Space Rental Equivalent

Please list and describe the costs of space/facility rental necessary to support the services provided. Add rows as necessary. Ensure that the 'Total' includes the sum of all rows with cost information.

	Cost	Description
1		
2		
3		
Total:	**$0.00**	

Materials and Supplies

Please list and describe the costs of space/facility rental necessary to support the services provided. Add rows as necessary. Ensure that the 'Total' includes the sum of all rows with cost information.

	Cost	Description
1		
2		
3		
Total:	**$0.00**	

Other Costs

Please list and describe the costs of space/facility rental necessary to support the services provided. Add rows as necessary. Ensure that the 'Total' includes the sum of all rows with cost information.

	Cost	Description
1		
2		
3		
Total:	**$0.00**	

Indirect Costs

Rate	Source
108.2%	Please provide supporting documentation for how Departmental overhead rate was derived.

Worksheet 22-23

Estimated Costs Worksheet FY 2022-23

Direct Costs

Labor and Benefits

Please use the worksheet below to list all job classes necessary to support the services provided. Add rows if necessary.

Please also provide a description of the work and the estimated hours for each job class required to perform each unit of service

JobClass	Job Class Title	Description of Work	Hours per Unit of Service
1820	Jr Adminstrative Analyst	Review plans and issue permit	2.00
0	0	0	-
1632	Sr. Account Clerk	Process Payment	0.25
0	0	0	-

Please fill out the Salary and Benefits Amount per FTE column

Job Class	Job Class Title	Salary and Benefits Amount per FTE	Hours Worked	Hourly Rate	Salary and Benefits Amount
1820	Jr Adminstrative Analyst	$119,214.94	0.0	$57.31	$0.00
0	0	$0.00	0.0	$0.00	$0.00
1632	Sr. Account Clerk	$120,375.37	0.0	$57.87	$0.00
0	0	$0.00	0.0	$0.00	$0.00
				Total:	**$0.00**

Space Rental Equivalent

Please list and describe the costs of space/facility rental necessary to support the services provided. Add rows as necessary. Ensure that the 'Total' includes the sum of all rows with cost information.

	Cost	Description
1		
2		
3		
Total:	**$0.00**	

Materials and Supplies

Please list and describe the costs of space/facility rental necessary to support the services provided. Add rows as necessary. Ensure that the 'Total' includes the sum of all rows with cost information.

	Cost	Description
1		
2		
3		
Total:	**$0.00**	

Other Costs

Please list and describe the costs of space/facility rental necessary to support the services provided. Add rows as necessary. Ensure that the 'Total' includes the sum of all rows with cost information.

	Cost	Description
1		
2		
3		
Total:	**$0.00**	

Indirect Costs

Rate	Source
	Please provide supporting documentation for how Departmental overhead rate was derived.

Budget Form 2C: Fee Cost Recovery

PLEASE FILL OUT HIGHLIGHTED AREAS AND PROVIDE A DETAILED DESCRIPTION OF THE SERVICE

DEPARTMENT: Public Works

Fee Name: Café Tables & Chairs (Renewal with Violatior

	Numeric Code	Title
PS Department of Proposed Revenue:	207957	DPW BSM Budgetary
PS Fund of Proposed Revenue:	10000	GF Annual Account Ctrl
PS Authority of Proposed Revenue:	10000	Operating
PS Project of Proposed Revenue:	10029978	PW-BSM Street-Use Mgmt
PS Activity of Proposed Revenue:	0001	Permits and Street Inspections
PS Account of Proposed Revenue:	420320	Cafe Tables and Chairs

Fee Status (New/Modified): Continuing
Fee Status (New/Modified): Continuing

Department Providing Service: San Francisco Public Works
Fee Administrator: Bernard Tse
Code Authorization/
Proposed Fee Ordinance/File No: SFPWC Article 5.2, Sec. 176

Proposed Fee (FY 2022-23):	**$ 10.50**	**(1)**
Proposed Fee (FY 2021-22):	**$ 10.17**	**(2)**
Current Fee (FY 2020-21):	**$ -**	**(3)**

Detailed Service Description:

Please provide description of service

Proposed Fee (FY 2022-23):	$	10.50
Proposed Fee (FY 2021-22):	$	10.17
Current Fee (FY 2020-21):	$	-

FY 2022-23 Proposed Fee Increase/Decrease:	$ 0.33
FY 2022-23 % Proposed Fee Change from FY 2020-21 Fee:	3.26%
FY 2021-22 Proposed Fee Increase/Decrease:	$ 10.17
FY 2021-22 % Proposed Fee Change from Current Fee:	#DIV/0!

Fee Prior to Current:	$	10.00
Current Fee Increase/Decrease from Prior Fee:	$	(10.00)

Fiscal Year of Prior Fee Change:	2019-2020
% Current Fee Change from Prior Fee:	-100.00%

FY2021-22

ESTIMATED REVENUE DERIVED FROM SERVICE

A	**Quantity Estimated (# of Units of Service Provided)**	**0**
B	**Fee per Unit (*Proposed*)**	**$ 10**
C	**FY 2021-22 Revenue Budgeted (A x B)**	**$ -**

ESTIMATED COSTS TO PROVIDE SERVICE - USE WORKSHEET 21-22, BELOW

		Rate		FY 2021-22 Estimated Cost	% of Total
D	**Direct Costs**				
	Productive Labor & Benefits (0.75 of 2021-22 Salary & MFB)		$	-	#DIV/0!
	Leave & Non-Productive Time (0.25 of FY 2021-22 Salary & MFB)		$	-	#DIV/0!
	Space Rental Equivalent		$	-	#DIV/0!
	Materials & Supplies		$	-	#DIV/0!
	Other (Please Describe on Worksheet)		$	-	#DIV/0!
E	**Indirect Costs**	**Rate**			
	Departmental Overhead	108.19%	$	-	#DIV/0!
	Central Services Overhead	0.00%	$	-	#DIV/0!
F	**FY 2021-22 Direct & Indirect Costs**		**$**	**-**	**#DIV/0!**

G	**FY 2021-22 Revenue Recovery Rate (C/F):**	**#DIV/0!**
H	**Required Fee For 100% Cost Recovery (F/A)**	**#DIV/0!**
I	**Over (+) or Under (-) 100% Cost Recovery (B-H)**	**#DIV/0!**

J	**FY 2020-21 Estimated Revenue [(2) x A]:**	**$ -**
K	**FY 2019-20 Estimated Revenue [(3) x A]:**	**$ -**
L	**FY 2010-21 Estimated Revenue Increase/Decrease Based on Proposed Fee [J -K]:**	**$ -**

FY2022-23

ESTIMATED REVENUE DERIVED FROM SERVICE

A	**Quantity Estimated (# of Units of Service Provided)**	**0**
B	**Fee per Unit (*Proposed*)**	**$ 11**
C	**FY 2021-22 Revenue Budgeted (A x B)**	**$ -**

ESTIMATED COSTS TO PROVIDE SERVICE - USE WORKSHEET 22-23, BELOW

		Rate		FY 2021-22 Estimated Cost	% of Total
D	**Direct Costs**				
	Productive Labor & Benefits (0.75 of 2022-23 Salary & MFB)		$	-	#DIV/0!
	Leave & Non-Productive Time (0.25 of FY 2022-23 Salary & MFB)		$	-	#DIV/0!
	Space Rental Equivalent		$	-	#DIV/0!
	Materials & Supplies		$	-	#DIV/0!
	Other (Please Describe on Worksheet)		$	-	#DIV/0!
E	**Indirect Costs**	**Rate**			
	Departmental Overhead	108.19%	$	-	#DIV/0!
	Central Services Overhead	0.00%	$	-	#DIV/0!
F	**FY 2022-23 Direct & Indirect Costs**		**$**	**-**	**#DIV/0!**

G	**FY 2022-23 Revenue Recovery Rate (C/F):**	**#DIV/0!**
H	**Required Fee For 100% Cost Recovery (F/A):**	**#DIV/0!**
I	**Over (+) or Under (-) 100% Cost Recovery (B-H):**	**#DIV/0!**

J	**FY 2022-23 Estimated Revenue [(1) x A]:**	**$ -**
K	**FY 2021-22 Estimated Revenue [(2) x A]:**	**$ -**
L	**FY 2022-23 Estimated Revenue Increase/Decrease Based on Proposed Fee [J - K]:**	**$ -**

Worksheet 21-22

Estimated Costs Worksheet FY 2021-22

Direct Costs

Labor and Benefits

Please use the worksheet below to list all job classes necessary to support the services provided. Add rows if necessary.

Please also provide a description of the work and the estimated hours for each job class required to perform each unit of service

JobClass	Job Class Title	Description of Work	Hours per Unit of Service
6230	Street Inspector	Inspection	3.00

Please fill out the Salary and Benefits Amount per FTE column

Job Class	Job Class Title	Salary and Benefits Amount per FTE	Hours Worked	Hourly Rate	Salary and Benefits Amount
0	0		0.0	$0.00	$0.00
6230	Street Inspector	$143,235.86	0.0	$68.86	$0.00
0	0		0.0	$0.00	$0.00
0	0		0.0	$0.00	$0.00
				Total:	**$0.00**

Space Rental Equivalent

Please list and describe the costs of space/facility rental necessary to support the services provided. Add rows as necessary. Ensure that the 'Total' includes the sum of all rows with cost information.

	Cost	**Description**
1		
2		
3		
Total:	**$0.00**	

Materials and Supplies

Please list and describe the costs of space/facility rental necessary to support the services provided. Add rows as necessary. Ensure that the 'Total' includes the sum of all rows with cost information.

	Cost	**Description**
1		
2		
3		
Total:	**$0.00**	

Other Costs

Please list and describe the costs of space/facility rental necessary to support the services provided. Add rows as necessary. Ensure that the 'Total' includes the sum of all rows with cost information.

	Cost	**Description**
1		
2		
3		
Total:	**$0.00**	

Indirect Costs

Rate	Source
108.2%	Please provide supporting documentation for how Departmental overhead rate was derived.

Worksheet 22-23

Estimated Costs Worksheet FY 2022-23

Direct Costs

Labor and Benefits

Please use the worksheet below to list all job classes necessary to support the services provided. Add rows if necessary.

Please also provide a description of the work and the estimated hours for each job class required to perform each unit of service

JobClass	Job Class Title	Description of Work	Hours per Unit of Service
0	0	0	-
6230	Street Inspector	Inspection	3.00
0	0	0	-
0	0	0	-

Please fill out the Salary and Benefits Amount per FTE column

Job Class	Job Class Title	Salary and Benefits Amount per FTE	Hours Worked	Hourly Rate	Salary and Benefits Amount
0	0	$0.00	0.0	$0.00	$0.00
6230	Street Inspector	$143,235.86	0.0	$68.86	$0.00
0	0	$0.00	0.0	$0.00	$0.00
0	0	$0.00	0.0	$0.00	$0.00
				Total:	**$0.00**

Space Rental Equivalent

Please list and describe the costs of space/facility rental necessary to support the services provided. Add rows as necessary. Ensure that the 'Total' includes the sum of all rows with cost information.

	Cost	**Description**
1		
2		
3		
Total:	**$0.00**	

Materials and Supplies

Please list and describe the costs of space/facility rental necessary to support the services provided. Add rows as necessary. Ensure that the 'Total' includes the sum of all rows with cost information.

	Cost	**Description**
1		
2		
3		
Total:	**$0.00**	

Other Costs

Please list and describe the costs of space/facility rental necessary to support the services provided. Add rows as necessary. Ensure that the 'Total' includes the sum of all rows with cost information.

	Cost	**Description**
1		
2		
3		
Total:	**$0.00**	

Indirect Costs

Rate	**Source**
	Please provide supporting documentation for how Departmental overhead rate was derived.

Budget Form 2C: Fee Cost Recovery

PLEASE FILL OUT HIGHLIGHTED AREAS AND PROVIDE A DETAILED DESCRIPTION OF THE SERVICE

DEPARTMENT: Public Works

Fee Name: Curb Reconfiguation Fee

	Numeric Code	Title
PS Department of Proposed Revenue:	207957	DPW BSM Budgetary
PS Fund of Proposed Revenue:	10000	GF Annual Account Ctrl
PS Authority of Proposed Revenue:	10000	Operating
PS Project of Proposed Revenue:	10029978	PW-BSM Street-Use Mgmt
PS Activity of Proposed Revenue:	0001	Permits and Street Inspections
PS Account of Proposed Revenue:	460627	Curb Reconfiguration Charge

Fee Status (New/Modified): Continuing
Fee Status (New/Modified): Continuing

Department Providing Service: San Francisco Public Works
Fee Administrator: Bernard Tse
Code Authorization/
Proposed Fee Ordinance/File No:

Proposed Fee (FY 2022-23):	**$ 199.57**	**(1)**
Proposed Fee (FY 2021-22):	**$ 193.27**	**(2)**
Current Fee (FY 2020-21):	**$ 190.00**	**(3)**

Detailed Service Description:
Please provide description of service

Proposed Fee (FY 2022-23):	$	199.57	**FY 2022-23 Proposed Fee Increase/Decrease:**	$ 6.30
Proposed Fee (FY 2021-22):	$	193.27	**FY 2022-23 % Proposed Fee Change from FY 2020-21 Fee:**	3.26%
Current Fee (FY 2020-21):	$	190.00	**FY 2021-22 Proposed Fee Increase/Decrease:**	$ 3.27
			FY 2021-22 % Proposed Fee Change from Current Fee:	1.72%
Fee Prior to Current:	$	184.00	**Fiscal Year of Prior Fee Change:**	2019-2020
Current Fee Increase/Decrease from Prior Fee:	$	6.00	**% Current Fee Change from Prior Fee:**	3.26%

FY2021-22

ESTIMATED REVENUE DERIVED FROM SERVICE

A	**Quantity Estimated (# of Units of Service Provided)**	**50**
B	**Fee per Unit (*Proposed*)**	**$ 193**
C	**FY 2021-22 Revenue Budgeted (A x B)**	**$ 9,663**

ESTIMATED COSTS TO PROVIDE SERVICE - USE WORKSHEET 21-22, BELOW

		Rate		FY 2021-22 Estimated Cost	% of Total
D	**Direct Costs**				
	Productive Labor & Benefits (0.75 of 2021-22 Salary & MFB)		$	4,238	36.02%
	Leave & Non-Productive Time (0.25 of FY 2021-22 Salary & MFB)		$	1,413	12.01%
	Space Rental Equivalent		$	-	0.00%
	Materials & Supplies		$	-	0.00%
	Other (Please Describe on Worksheet)		$	-	0.00%
E	**Indirect Costs**	**Rate**			
	Departmental Overhead	108.19%	$	6,113	51.97%
	Central Services Overhead	0.00%	$	-	0.00%
F	**FY 2021-22 Direct & Indirect Costs**		**$**	**11,763**	**100.00%**

G	**FY 2021-22 Revenue Recovery Rate (C/F):**	**82.15%**
H	**Required Fee For 100% Cost Recovery (F/A)**	**$ 235.26**
I	**Over (+) or Under (-) 100% Cost Recovery (B-H)**	**($41.99)**
J	**FY 2020-21 Estimated Revenue [(2) x A]:**	**$ 9,663.40**
K	**FY 2019-20 Estimated Revenue [(3) x A]:**	**$ 9,500.00**
L	**FY 2010-21 Estimated Revenue Increase/Decrease Based on Proposed Fee [J -K]:**	**$ 163.40**

FY2022-23

ESTIMATED REVENUE DERIVED FROM SERVICE

A	**Quantity Estimated (# of Units of Service Provided)**	**50**
B	**Fee per Unit (*Proposed*)**	**$ 200**
C	**FY 2021-22 Revenue Budgeted (A x B)**	**$ 9,978**

ESTIMATED COSTS TO PROVIDE SERVICE - USE WORKSHEET 22-23, BELOW

		Rate		FY 2021-22 Estimated Cost	% of Total
D	**Direct Costs**				
	Productive Labor & Benefits (0.75 of 2022-23 Salary & MFB)		$	4,238	36.02%
	Leave & Non-Productive Time (0.25 of FY 2022-23 Salary & MFB)		$	1,413	12.01%
	Space Rental Equivalent		$	-	0.00%
	Materials & Supplies		$	-	0.00%
	Other (Please Describe on Worksheet)		$	-	0.00%
E	**Indirect Costs**	**Rate**			
	Departmental Overhead	108.19%	$	6,113	51.97%
	Central Services Overhead	0.00%	$	-	0.00%
F	**FY 2022-23 Direct & Indirect Costs**		**$**	**11,763**	**100.00%**

G	**FY 2022-23 Revenue Recovery Rate (C/F):**	**84.83%**
H	**Required Fee For 100% Cost Recovery (F/A):**	**$ 235.26**
I	**Over (+) or Under (-) 100% Cost Recovery (B-H):**	**($35.69)**
J	**FY 2022-23 Estimated Revenue [(1) x A]:**	**$ 9,978.43**
K	**FY 2021-22 Estimated Revenue [(2) x A]:**	**$ 9,663.40**
L	**FY 2022-23 Estimated Revenue Increase/Decrease Based on Proposed Fee [J - K]:**	**$ 315.03**

Worksheet 21-22

Estimated Costs Worksheet FY 2021-22

Direct Costs

Labor and Benefits

Please use the worksheet below to list all job classes necessary to support the services provided. Add rows if necessary.

Please also provide a description of the work and the estimated hours for each job class required to perform each unit of service

JobClass	Job Class Title	Description of Work	Hours per Unit of Service
5203	Assistant Engineer	Review and processing	0.50
6230	Street Inspector	Inspection	1.00

Please fill out the Salary and Benefits Amount per FTE column

Job Class	Job Class Title	Salary and Benefits Amount per FTE	Hours Worked	Hourly Rate	Salary and Benefits Amount
5203	Assistant Engineer	$183,618.86	25.0	$88.28	$2,206.96
6230	Street Inspector	$143,235.86	50.0	$68.86	$3,443.17
0	0		0.0	$0.00	$0.00
0	0		0.0	$0.00	$0.00
				Total:	**$5,650.13**

Space Rental Equivalent

Please list and describe the costs of space/facility rental necessary to support the services provided. Add rows as necessary. Ensure that the 'Total' includes the sum of all rows with cost information.

	Cost	Description
1		
2		
3		
Total:	**$0.00**	

Materials and Supplies

Please list and describe the costs of space/facility rental necessary to support the services provided. Add rows as necessary. Ensure that the 'Total' includes the sum of all rows with cost information.

	Cost	Description
1		
2		
3		
Total:	**$0.00**	

Other Costs

Please list and describe the costs of space/facility rental necessary to support the services provided. Add rows as necessary. Ensure that the 'Total' includes the sum of all rows with cost information.

	Cost	Description
1		
2		
3		
Total:	**$0.00**	

Indirect Costs

Rate	Source
108.2%	Please provide supporting documentation for how Departmental overhead rate was derived.

Worksheet 22-23

Estimated Costs Worksheet FY 2022-23

Direct Costs

Labor and Benefits

Please use the worksheet below to list all job classes necessary to support the services provided. Add rows if necessary.

Please also provide a description of the work and the estimated hours for each job class required to perform each unit of service

JobClass	Job Class Title	Description of Work	Hours per Unit of Service
5203	Assistant Engineer	Review and processing	0.50
6230	Street Inspector	Inspection	1.00
0	0	0	-
0	0	0	-

Please fill out the Salary and Benefits Amount per FTE column

Job Class	Job Class Title	Salary and Benefits Amount per FTE	Hours Worked	Hourly Rate	Salary and Benefits Amount
5203	Assistant Engineer	$183,618.86	25.0	$88.28	$2,206.96
6230	Street Inspector	$143,235.86	50.0	$68.86	$3,443.17
0	0	$0.00	0.0	$0.00	$0.00
0	0	$0.00	0.0	$0.00	$0.00
				Total:	**$5,650.13**

Space Rental Equivalent

Please list and describe the costs of space/facility rental necessary to support the services provided. Add rows as necessary. Ensure that the 'Total' includes the sum of all rows with cost information.

	Cost	**Description**
1		
2		
3		
Total:	**$0.00**	

Materials and Supplies

Please list and describe the costs of space/facility rental necessary to support the services provided. Add rows as necessary. Ensure that the 'Total' includes the sum of all rows with cost information.

	Cost	**Description**
1		
2		
3		
Total:	**$0.00**	

Other Costs

Please list and describe the costs of space/facility rental necessary to support the services provided. Add rows as necessary. Ensure that the 'Total' includes the sum of all rows with cost information.

	Cost	**Description**
1		
2		
3		
Total:	**$0.00**	

Indirect Costs

Rate	**Source**
	Please provide supporting documentation for how Departmental overhead rate was derived.

Budget Form 2C: Fee Cost Recovery

PLEASE FILL OUT HIGHLIGHTED AREAS AND PROVIDE A DETAILED DESCRIPTION OF THE SERVICE

DEPARTMENT: Public Works

Fee Name: Encroachment Assessment Fees

	Numeric Code	Title
PS Department of Proposed Revenue:	207957	DPW BSM Budgetary
PS Fund of Proposed Revenue:	10000	GF Annual Account Ctrl
PS Authority of Proposed Revenue:	10000	Operating
PS Project of Proposed Revenue:	10029978	PW-BSM Street-Use Mgmt
PS Activity of Proposed Revenue:	0001	Permits and Street Inspections
PS Account of Proposed Revenue:	460675	Encroachment Assessment Fee

Fee Status (New/Modified): Continuing
Fee Status (New/Modified): Continuing

Department Providing Service: San Francisco Public Works
Fee Administrator: Bernard Tse
Code Authorization/
Proposed Fee Ordinance/File No: SFPWC, Article 15, Sec. 786.7

Proposed Fee (FY 2022-23): $ 5.25 (1)
Proposed Fee (FY 2021-22): $ 5.09 (2)
Current Fee (FY 2020-21): $ 5.00 (3)

Detailed Service Description:
Please provide description of service

Proposed Fee (FY 2022-23):	$ 5.25	**FY 2022-23 Proposed Fee Increase/Decrease:**	$ 0.17
Proposed Fee (FY 2021-22):	$ 5.09	**FY 2022-23 % Proposed Fee Change from FY 2020-21 Fee:**	3.26%
Current Fee (FY 2020-21):	$ 5.00	**FY 2021-22 Proposed Fee Increase/Decrease:**	$ 0.09
		FY 2021-22 % Proposed Fee Change from Current Fee:	1.72%
Fee Prior to Current:	$ 4.00	**Fiscal Year of Prior Fee Change:**	2019-2020
Current Fee Increase/Decrease from Prior Fee:	$ 1.00	**% Current Fee Change from Prior Fee:**	25.00%

FY2021-22

ESTIMATED REVENUE DERIVED FROM SERVICE

A	**Quantity Estimated (# of Units of Service Provided)**	500,000
B	**Fee per Unit (*Proposed*)**	$ 5
C	**FY 2021-22 Revenue Budgeted (A x B)**	$ 2,543,000

ESTIMATED COSTS TO PROVIDE SERVICE - USE WORKSHEET 21-22, BELOW

		Rate		FY 2021-22 Estimated Cost	% of Total
D	**Direct Costs**				
	Productive Labor & Benefits (0.75 of 2021-22 Salary & MFB)		$	35,152,899	36.02%
	Leave & Non-Productive Time (0.25 of FY 2021-22 Salary & MFB)		$	11,717,633	12.01%
	Space Rental Equivalent		$	-	0.00%
	Materials & Supplies		$	-	0.00%
	Other (Please Describe on Worksheet)		$	-	0.00%
E	**Indirect Costs**	**Rate**			
	Departmental Overhead	108.19%	$	50,709,228	51.97%
	Central Services Overhead	0.00%	$	-	0.00%
F	**FY 2021-22 Direct & Indirect Costs**		$	97,579,760	100.00%

G	**FY 2021-22 Revenue Recovery Rate (C/F):**	2.61%
H	**Required Fee For 100% Cost Recovery (F/A)**	$ 195.16
I	**Over (+) or Under (-) 100% Cost Recovery (B-H)**	($190.07)
J	**FY 2020-21 Estimated Revenue [(2) x A]:**	$ 2,543,000.00
K	**FY 2019-20 Estimated Revenue [(3) x A]:**	$ 2,500,000.00
L	**FY 2010-21 Estimated Revenue Increase/Decrease Based on Proposed Fee [J -K]:**	$ 43,000.00

FY2022-23

ESTIMATED REVENUE DERIVED FROM SERVICE

A	**Quantity Estimated (# of Units of Service Provided)**	500,000
B	**Fee per Unit (*Proposed*)**	$ 5
C	**FY 2021-22 Revenue Budgeted (A x B)**	$ 2,625,902

ESTIMATED COSTS TO PROVIDE SERVICE - USE WORKSHEET 22-23, BELOW

		Rate		FY 2021-22 Estimated Cost	% of Total
D	**Direct Costs**				
	Productive Labor & Benefits (0.75 of 2022-23 Salary & MFB)		$	35,152,899	36.02%
	Leave & Non-Productive Time (0.25 of FY 2022-23 Salary & MFB)		$	11,717,633	12.01%
	Space Rental Equivalent		$	-	0.00%
	Materials & Supplies		$	-	0.00%
	Other (Please Describe on Worksheet)		$	-	0.00%
E	**Indirect Costs**	**Rate**			
	Departmental Overhead	108.19%	$	50,709,228	51.97%
	Central Services Overhead	0.00%	$	-	0.00%
F	**FY 2022-23 Direct & Indirect Costs**		$	97,579,760	100.00%

G	**FY 2022-23 Revenue Recovery Rate (C/F):**	2.69%
H	**Required Fee For 100% Cost Recovery (F/A):**	$ 195.16
I	**Over (+) or Under (-) 100% Cost Recovery (B-H):**	($189.91)
J	**FY 2022-23 Estimated Revenue [(1) x A]:**	$ 2,625,901.80
K	**FY 2021-22 Estimated Revenue [(2) x A]:**	$ 2,543,000.00
L	**FY 2022-23 Estimated Revenue Increase/Decrease Based on Proposed Fee [J - K]:**	$ 82,901.80

Worksheet 21-22

Estimated Costs Worksheet FY 2021-22

Direct Costs

Labor and Benefits

Please use the worksheet below to list all job classes necessary to support the services provided. Add rows if necessary.

Please also provide a description of the work and the estimated hours for each job class required to perform each unit of service

JobClass	Job Class Title	Description of Work	Hours per Unit of Service
1820	Jr Adminstrative Analyst	Prepare and review invoices	1.00
1823	Sr Adminstrative Analyst		0.25
1632	Sr. Account Clerk	Process Payment	0.25

Please fill out the Salary and Benefits Amount per FTE column

Job Class	Job Class Title	Salary and Benefits Amount per FTE	Hours Worked	Hourly Rate	Salary and Benefits Amount
1820	Jr Adminstrative Analyst	$119,214.94	500000.0	$57.31	$28,657,437.65
1823	Sr Adminstrative Analyst	$182,690.51	125000.0	$87.83	$10,978,997.24
1632	Sr. Account Clerk	$120,375.37	125000.0	$57.87	$7,234,096.85
0	0		0.0	$0.00	$0.00
				Total:	**$46,870,531.74**

Space Rental Equivalent

Please list and describe the costs of space/facility rental necessary to support the services provided. Add rows as necessary. Ensure that the 'Total' includes the sum of all rows with cost information.

	Cost	Description
1		
2		
3		
Total:	**$0.00**	

Materials and Supplies

Please list and describe the costs of space/facility rental necessary to support the services provided. Add rows as necessary. Ensure that the 'Total' includes the sum of all rows with cost information.

	Cost	Description
1		
2		
3		
Total:	**$0.00**	

Other Costs

Please list and describe the costs of space/facility rental necessary to support the services provided. Add rows as necessary. Ensure that the 'Total' includes the sum of all rows with cost information.

	Cost	Description
1		
2		
3		
Total:	**$0.00**	

Indirect Costs

Rate	Source
108.2%	Please provide supporting documentation for how Departmental overhead rate was derived.

Worksheet 22-23

Estimated Costs Worksheet FY 2022-23

Direct Costs

Labor and Benefits

Please use the worksheet below to list all job classes necessary to support the services provided. Add rows if necessary.

Please also provide a description of the work and the estimated hours for each job class required to perform each unit of service

JobClass	Job Class Title	Description of Work	Hours per Unit of Service
1820	Jr Adminstrative Analyst	Prepare and review invoices	1.00
1823	Sr Adminstrative Analyst	0	0.25
1632	Sr. Account Clerk	Process Payment	0.25
0	0	0	-

Please fill out the Salary and Benefits Amount per FTE column

Job Class	Job Class Title	Salary and Benefits Amount per FTE	Hours Worked	Hourly Rate	Salary and Benefits Amount
1820	Jr Adminstrative Analyst	$119,214.94	500000.0	$57.31	$28,657,437.65
1823	Sr Adminstrative Analyst	$182,690.51	125000.0	$87.83	$10,978,997.24
1632	Sr. Account Clerk	$120,375.37	125000.0	$57.87	$7,234,096.85
0	0	$0.00	0.0	$0.00	$0.00
				Total:	**$46,870,531.74**

Space Rental Equivalent

Please list and describe the costs of space/facility rental necessary to support the services provided. Add rows as necessary. Ensure that the 'Total' includes the sum of all rows with cost information.

	Cost	**Description**
1		
2		
3		
Total:	**$0.00**	

Materials and Supplies

Please list and describe the costs of space/facility rental necessary to support the services provided. Add rows as necessary. Ensure that the 'Total' includes the sum of all rows with cost information.

	Cost	**Description**
1		
2		
3		
Total:	**$0.00**	

Other Costs

Please list and describe the costs of space/facility rental necessary to support the services provided. Add rows as necessary. Ensure that the 'Total' includes the sum of all rows with cost information.

	Cost	**Description**
1		
2		
3		
Total:	**$0.00**	

Indirect Costs

Rate	**Source**
	Please provide supporting documentation for how Departmental overhead rate was derived.

Budget Form 2C: Fee Cost Recovery

PLEASE FILL OUT HIGHLIGHTED AREAS AND PROVIDE A DETAILED DESCRIPTION OF THE SERVICE

DEPARTMENT: Public Works

Fee Name: Flower Markets

	Numeric Code	Title
PS Department of Proposed Revenue:	207957	DPW BSM Budgetary
PS Fund of Proposed Revenue:	10000	GF Annual Account Ctrl
PS Authority of Proposed Revenue:	10000	Operating
PS Project of Proposed Revenue:	10029978	PW-BSM Street-Use Mgmt
PS Activity of Proposed Revenue:	0001	Permits and Street Inspections
PS Account of Proposed Revenue:	420350	Sidewalk Flower Markets

Fee Status (New/Modified): Continuing
Fee Status (New/Modified): Continuing

Department Providing Service: San Francisco Public Works
Fee Administrator: Bernard Tse
Code Authorization/
Proposed Fee Ordinance/File No:

Proposed Fee (FY 2022-23): $ 1,132.29 (1)
Proposed Fee (FY 2021-22): $ 1,096.54 (2)
Current Fee (FY 2020-21): $ 1,078.00 (3)

Detailed Service Description:
Please provide description of service

Proposed Fee (FY 2022-23): $ 1,132.29
Proposed Fee (FY 2021-22): $ 1,096.54
Current Fee (FY 2020-21): $ 1,078.00

FY 2022-23 Proposed Fee Increase/Decrease: $ 35.75
FY 2022-23 % Proposed Fee Change from FY 2020-21 Fee: 3.26%
FY 2021-22 Proposed Fee Increase/Decrease: $ 18.54
FY 2021-22 % Proposed Fee Change from Current Fee: 1.72%

Fee Prior to Current: $ 1,043.00
Current Fee Increase/Decrease from Prior Fee: $ 35.00

Fiscal Year of Prior Fee Change: 2019-2020
% Current Fee Change from Prior Fee: 3.36%

FY2021-22

ESTIMATED REVENUE DERIVED FROM SERVICE

A	**Quantity Estimated (# of Units of Service Provided)**	4
B	**Fee per Unit (*Proposed*)**	$ 1,097
C	**FY 2021-22 Revenue Budgeted (A x B)**	$ 4,386

ESTIMATED COSTS TO PROVIDE SERVICE - USE WORKSHEET 21-22, BELOW

		Rate		FY 2021-22 Estimated Cost	% of Total
D	**Direct Costs**				
	Productive Labor & Benefits (0.75 of 2021-22 Salary & MFB)		$	889	36.02%
	Leave & Non-Productive Time (0.25 of FY 2021-22 Salary & MFB)		$	296	12.01%
	Space Rental Equivalent		$	-	0.00%
	Materials & Supplies		$	-	0.00%
	Other (Please Describe on Worksheet)		$	-	0.00%
E	**Indirect Costs**	**Rate**			
	Departmental Overhead	108.19%	$	1,283	51.97%
	Central Services Overhead	0.00%	$	-	0.00%
F	**FY 2021-22 Direct & Indirect Costs**		$	2,469	100.00%

G	**FY 2021-22 Revenue Recovery Rate (C/F):**	177.68%
H	**Required Fee For 100% Cost Recovery (F/A)**	$ 617.14
I	**Over (+) or Under (-) 100% Cost Recovery (B-H)**	$479.40

J	**FY 2020-21 Estimated Revenue [(2) x A]:**	$ 4,386.17
K	**FY 2019-20 Estimated Revenue [(3) x A]:**	$ 4,312.00
L	**FY 2010-21 Estimated Revenue Increase/Decrease Based on Proposed Fee [J -K]:**	$ 74.17

FY2022-23

ESTIMATED REVENUE DERIVED FROM SERVICE

A	**Quantity Estimated (# of Units of Service Provided)**	4
B	**Fee per Unit (*Proposed*)**	$ 1,132
C	**FY 2021-22 Revenue Budgeted (A x B)**	$ 4,529

ESTIMATED COSTS TO PROVIDE SERVICE - USE WORKSHEET 22-23, BELOW

		Rate		FY 2021-22 Estimated Cost	% of Total
D	**Direct Costs**				
	Productive Labor & Benefits (0.75 of 2022-23 Salary & MFB)		$	889	36.02%
	Leave & Non-Productive Time (0.25 of FY 2022-23 Salary & MFB)		$	296	12.01%
	Space Rental Equivalent		$	-	0.00%
	Materials & Supplies		$	-	0.00%
	Other (Please Describe on Worksheet)		$	-	0.00%
E	**Indirect Costs**	**Rate**			
	Departmental Overhead	108.19%	$	1,283	51.97%
	Central Services Overhead	0.00%	$	-	0.00%
F	**FY 2022-23 Direct & Indirect Costs**		$	2,469	100.00%

G	**FY 2022-23 Revenue Recovery Rate (C/F):**	183.47%
H	**Required Fee For 100% Cost Recovery (F/A):**	$ 617.14
I	**Over (+) or Under (-) 100% Cost Recovery (B-H):**	$515.15

J	**FY 2022-23 Estimated Revenue [(1) x A]:**	$ 4,529.16
K	**FY 2021-22 Estimated Revenue [(2) x A]:**	$ 4,386.17
L	**FY 2022-23 Estimated Revenue Increase/Decrease Based on Proposed Fee [J - K]:**	$ 142.99

Worksheet 21-22

Estimated Costs Worksheet FY 2021-22

Direct Costs

Labor and Benefits

Please use the worksheet below to list all job classes necessary to support the services provided. Add rows if necessary.

Please also provide a description of the work and the estimated hours for each job class required to perform each unit of service

JobClass	Job Class Title	Description of Work	Hours per Unit of Service
1822	Adminstrative Analyst	Permit review and issuance	1.00
6230	Street Inspector	Inspection	3.00
1632	Sr. Account Clerk	Process Payment	0.25

Please fill out the Salary and Benefits Amount per FTE column

Job Class	Job Class Title	Salary and Benefits Amount per FTE	Hours Worked	Hourly Rate	Salary and Benefits Amount
1822	Adminstrative Analyst	$156,774.22	4.0	$75.37	$301.49
6230	Street Inspector	$143,235.86	12.0	$68.86	$826.36
1632	Sr. Account Clerk	$120,375.37	1.0	$57.87	$57.87
0	0		0.0	$0.00	$0.00
				Total:	**$1,185.72**

Space Rental Equivalent

Please list and describe the costs of space/facility rental necessary to support the services provided. Add rows as necessary. Ensure that the 'Total' includes the sum of all rows with cost information.

	Cost	**Description**
1		
2		
3		
Total:	**$0.00**	

Materials and Supplies

Please list and describe the costs of space/facility rental necessary to support the services provided. Add rows as necessary. Ensure that the 'Total' includes the sum of all rows with cost information.

	Cost	**Description**
1		
2		
3		
Total:	**$0.00**	

Other Costs

Please list and describe the costs of space/facility rental necessary to support the services provided. Add rows as necessary. Ensure that the 'Total' includes the sum of all rows with cost information.

	Cost	**Description**
1		
2		
3		
Total:	**$0.00**	

Indirect Costs

Rate	**Source**
108.2%	Please provide supporting documentation for how Departmental overhead rate was derived.

Worksheet 22-23

Estimated Costs Worksheet FY 2022-23

Direct Costs

Labor and Benefits

Please use the worksheet below to list all job classes necessary to support the services provided. Add rows if necessary.

Please also provide a description of the work and the estimated hours for each job class required to perform each unit of service

JobClass	Job Class Title	Description of Work	Hours per Unit of Service
1822	Adminstrative Analyst	Permit review and issuance	1.00
6230	Street Inspector	Inspection	3.00
1632	Sr. Account Clerk	Process Payment	0.25
0	0	0	-

Please fill out the Salary and Benefits Amount per FTE column

Job Class	Job Class Title	Salary and Benefits Amount per FTE	Hours Worked	Hourly Rate	Salary and Benefits Amount
1822	Adminstrative Analyst	$156,774.22	4.0	$75.37	$301.49
6230	Street Inspector	$143,235.86	12.0	$68.86	$826.36
1632	Sr. Account Clerk	$120,375.37	1.0	$57.87	$57.87
0	0	$0.00	0.0	$0.00	$0.00
				Total:	**$1,185.72**

Space Rental Equivalent

Please list and describe the costs of space/facility rental necessary to support the services provided. Add rows as necessary. Ensure that the 'Total' includes the sum of all rows with cost information.

	Cost	**Description**
1		
2		
3		
Total:	**$0.00**	

Materials and Supplies

Please list and describe the costs of space/facility rental necessary to support the services provided. Add rows as necessary. Ensure that the 'Total' includes the sum of all rows with cost information.

	Cost	**Description**
1		
2		
3		
Total:	**$0.00**	

Other Costs

Please list and describe the costs of space/facility rental necessary to support the services provided. Add rows as necessary. Ensure that the 'Total' includes the sum of all rows with cost information.

	Cost	**Description**
1		
2		
3		
Total:	**$0.00**	

Indirect Costs

Rate	**Source**
	Please provide supporting documentation for how Departmental overhead rate was derived.

Budget Form 2C: Fee Cost Recovery

PLEASE FILL OUT HIGHLIGHTED AREAS AND PROVIDE A DETAILED DESCRIPTION OF THE SERVICE

DEPARTMENT: Public Works

Fee Name: Major Encroachment Permit Fee

	Numeric Code	Title
PS Department of Proposed Revenue:	207957	DPW BSM Budgetary
PS Fund of Proposed Revenue:	10000	GF Annual Account Ctrl
PS Authority of Proposed Revenue:	10000	Operating
PS Project of Proposed Revenue:	10029978	PW-BSM Street-Use Mgmt
PS Activity of Proposed Revenue:	0001	Permits and Street Inspections
PS Account of Proposed Revenue:	460639	Misc Service Charges-DPW

Fee Status (New/Modified): Continuing
Fee Status (New/Modified): Continuing

Department Providing Service: San Francisco Public Works
Fee Administrator: Bernard Tse
Code Authorization/
Proposed Fee Ordinance/File No: SFPWC Articles 15 & 2.1

Proposed Fee (FY 2022-23): $ 5,445.07 (1)
Proposed Fee (FY 2021-22): $ 5,273.16 (2)
Current Fee (FY 2020-21): $ 5,184.00 (3)

Detailed Service Description:

Please provide description of service

Proposed Fee (FY 2022-23):	$ 5,445.07	**FY 2022-23 Proposed Fee Increase/Decrease:**	$ 171.91
Proposed Fee (FY 2021-22):	$ 5,273.16	**FY 2022-23 % Proposed Fee Change from FY 2020-21 Fee:**	3.26%
Current Fee (FY 2020-21):	$ 5,184.00	**FY 2021-22 Proposed Fee Increase/Decrease:**	$ 89.16
		FY 2021-22 % Proposed Fee Change from Current Fee:	1.72%
Fee Prior to Current:	$ 5,018.00	**Fiscal Year of Prior Fee Change:**	2019-2020
Current Fee Increase/Decrease from Prior Fee:	$ 166.00	**% Current Fee Change from Prior Fee:**	3.31%

FY2021-22

ESTIMATED REVENUE DERIVED FROM SERVICE

A	**Quantity Estimated (# of Units of Service Provided)**	3
B	**Fee per Unit (*Proposed*)**	$ 5,273
C	**FY 2021-22 Revenue Budgeted (A x B)**	$ 15,819

ESTIMATED COSTS TO PROVIDE SERVICE - USE WORKSHEET 21-22, BELOW

		Rate		FY 2021-22 Estimated Cost	% of Total
D	**Direct Costs**				
	Productive Labor & Benefits (0.75 of 2021-22 Salary & MFB)		$	7,070	36.02%
	Leave & Non-Productive Time (0.25 of FY 2021-22 Salary & MFB)		$	2,357	12.01%
	Space Rental Equivalent		$	-	0.00%
	Materials & Supplies		$	-	0.00%
	Other (Please Describe on Worksheet)		$	-	0.00%
E	**Indirect Costs**	**Rate**			
	Departmental Overhead	108.19%	$	10,199	51.97%
	Central Services Overhead	0.00%	$	-	0.00%
F	**FY 2021-22 Direct & Indirect Costs**		**$**	**19,627**	**100.00%**

G	**FY 2021-22 Revenue Recovery Rate (C/F):**	**80.60%**
H	**Required Fee For 100% Cost Recovery (F/A)**	**$ 6,542.18**
I	**Over (+) or Under (-) 100% Cost Recovery (B-H)**	**($1,269.01)**
J	**FY 2020-21 Estimated Revenue [(2) x A]:**	**$ 15,819.49**
K	**FY 2019-20 Estimated Revenue [(3) x A]:**	**$ 15,552.00**
L	**FY 2010-21 Estimated Revenue Increase/Decrease Based on Proposed Fee [J -K]:**	**$ 267.49**

FY2022-23

ESTIMATED REVENUE DERIVED FROM SERVICE

A	**Quantity Estimated (# of Units of Service Provided)**	3
B	**Fee per Unit (*Proposed*)**	$ 5,445
C	**FY 2021-22 Revenue Budgeted (A x B)**	$ 16,335

ESTIMATED COSTS TO PROVIDE SERVICE - USE WORKSHEET 22-23, BELOW

		Rate		FY 2021-22 Estimated Cost	% of Total
D	**Direct Costs**				
	Productive Labor & Benefits (0.75 of 2022-23 Salary & MFB)		$	7,070	36.02%
	Leave & Non-Productive Time (0.25 of FY 2022-23 Salary & MFB)		$	2,357	12.01%
	Space Rental Equivalent		$	-	0.00%
	Materials & Supplies		$	-	0.00%
	Other (Please Describe on Worksheet)		$	-	0.00%
E	**Indirect Costs**	**Rate**			
	Departmental Overhead	108.19%	$	10,199	51.97%
	Central Services Overhead	0.00%	$	-	0.00%
F	**FY 2022-23 Direct & Indirect Costs**		**$**	**19,627**	**100.00%**

G	**FY 2022-23 Revenue Recovery Rate (C/F):**	**83.23%**
H	**Required Fee For 100% Cost Recovery (F/A):**	**$ 6,542.18**
I	**Over (+) or Under (-) 100% Cost Recovery (B-H):**	**($1,097.11)**
J	**FY 2022-23 Estimated Revenue [(1) x A]:**	**$ 16,335.21**
K	**FY 2021-22 Estimated Revenue [(2) x A]:**	**$ 15,819.49**
L	**FY 2022-23 Estimated Revenue Increase/Decrease Based on Proposed Fee [J - K]:**	**$ 515.72**

Worksheet 21-22

Estimated Costs Worksheet FY 2021-22

Direct Costs

Labor and Benefits

Please use the worksheet below to list all job classes necessary to support the services provided. Add rows if necessary.

Please also provide a description of the work and the estimated hours for each job class required to perform each unit of service

JobClass	Job Class Title	Description of Work	Hours per Unit of Service
5207	Associate Engineer	QA/QC	3.00
1820	Jr Admin Analyst	Fee Collection	0.25
1820	Jr. Admin Analyst	Enter Permit, Make Folder	0.25
5203	Assistant Engineer	Plan Review	12.00
5203	Assistant Engineer	Referral to TASC & DCP	1.00
5203	Assistant Engineer	TASC Meeting	2.00
1820	Jr. Admin Analyst	Neighborhood Notification	2.00
5203	Assistant Engineer	DPW Hearing	1.50
5203	Assistant Engineer	Prepare Resolution	4.00
5207	Associate Engineer	BOS Committee Hearing	2.00
5207	Associate Engineer	BOS Full Hearing	2.00
5203	Assistant Engineer	Issuance	5.00
1632	Sr. Account Clerk	Fee Collection	0.25
1820	Jr. Admin Analyst	Archival	0.25

Please fill out the Salary and Benefits Amount per FTE column

Job Class	Job Class Title	Salary and Benefits Amount per FTE	Hours Worked	Hourly Rate	Salary and Benefits Amount
5207	Associate Engineer	$213,712.70	9.0	$102.75	$924.72
1820	Jr Admin Analyst	$119,214.94	0.8	$57.31	$42.99
1820	Jr. Admin Analyst	$119,214.94	0.8	$57.31	$42.99
5203	Assistant Engineer	$183,618.86	36.0	$88.28	$3,178.02
5203	Assistant Engineer	$183,618.86	3.0	$88.28	$264.83
5203	Assistant Engineer	$183,618.86	6.0	$88.28	$529.67
1820	Jr. Admin Analyst	$119,214.94	6.0	$57.31	$343.89
5203	Assistant Engineer	$183,618.86	4.5	$88.28	$397.25
5203	Assistant Engineer	$183,618.86	12.0	$88.28	$1,059.34
5207	Associate Engineer	$213,712.70	6.0	$102.75	$616.48
5207	Associate Engineer	$213,712.70	6.0	$102.75	$616.48
5203	Assistant Engineer	$183,618.86	15.0	$88.28	$1,324.17
1632	Sr. Account Clerk	$120,375.37	0.8	$57.87	$43.40
1820	Jr. Admin Analyst	$119,214.94	0.8	$57.31	$42.99
				Total:	**$9,427.22**

Space Rental Equivalent

Please list and describe the costs of space/facility rental necessary to support the services provided. Add rows as necessary. Ensure that the 'Total' includes the sum of all rows with cost information.

	Cost	**Description**
1		
2		
3		
Total:	**$0.00**	

Materials and Supplies

Please list and describe the costs of space/facility rental necessary to support the services provided. Add rows as necessary. Ensure that the 'Total' includes the sum of all rows with cost information.

	Cost	**Description**
1		
2		
3		
Total:	**$0.00**	

Other Costs

Please list and describe the costs of space/facility rental necessary to support the services provided. Add rows as necessary. Ensure that the 'Total' includes the sum of all rows with cost information.

	Cost	**Description**
1		City Attorney Review $290/hr
2		
3		
Total:	**$0.00**	

Indirect Costs

Rate	Source
108.2%	Please provide supporting documentation for how Departmental overhead rate was derived.

Worksheet 22-23

Estimated Costs Worksheet FY 2022-23

Direct Costs

Labor and Benefits

Please use the worksheet below to list all job classes necessary to support the services provided. Add rows if necessary.

Please also provide a description of the work and the estimated hours for each job class required to perform each unit of service

JobClass	Job Class Title	Description of Work	Hours per Unit of Service
5207	Associate Engineer	QA/QC	3.00
1820	Jr Admin Analyst	Fee Collection	0.25
1820	Jr. Admin Analyst	Enter Permit, Make Folder	0.25
5203	Assistant Engineer	Plan Review	12.00
5203	Assistant Engineer	Referral to TASC & DCP	1.00
5203	Assistant Engineer	TASC Meeting	2.00
1820	Jr. Admin Analyst	Neighborhood Notification	2.00
5203	Assistant Engineer	DPW Hearing	1.50
5203	Assistant Engineer	Prepare Resolution	4.00
5207	Associate Engineer	BOS Committee Hearing	2.00
5207	Associate Engineer	BOS Full Hearing	2.00
5203	Assistant Engineer	Issuance	5.00
1632	Sr. Account Clerk	Fee Collection	0.25
1820	Jr. Admin Analyst	Archival	0.25

Please fill out the Salary and Benefits Amount per FTE column

Job Class	Job Class Title	Salary and Benefits Amount per FTE	Hours Worked	Hourly Rate	Salary and Benefits Amount
5207	Associate Engineer	$213,712.70	9.0	$102.75	$924.72
1820	Jr Admin Analyst	$119,214.94	0.8	$57.31	$42.99
1820	Jr. Admin Analyst	$119,214.94	0.8	$57.31	$42.99
5203	Assistant Engineer	$183,618.86	36.0	$88.28	$3,178.02
5203	Assistant Engineer	$183,618.86	3.0	$88.28	$264.83
5203	Assistant Engineer	$183,618.86	6.0	$88.28	$529.67
1820	Jr. Admin Analyst	$119,214.94	6.0	$57.31	$343.89
5203	Assistant Engineer	$183,618.86	4.5	$88.28	$397.25
5203	Assistant Engineer	$183,618.86	12.0	$88.28	$1,059.34
5207	Associate Engineer	$213,712.70	6.0	$102.75	$616.48
5207	Associate Engineer	$213,712.70	6.0	$102.75	$616.48
5203	Assistant Engineer	$183,618.86	15.0	$88.28	$1,324.17
1632	Sr. Account Clerk	$120,375.37	0.8	$57.87	$43.40
1820	Jr. Admin Analyst	$119,214.94	0.8	$57.31	$42.99
				Total:	**$9,427.22**

Space Rental Equivalent

Please list and describe the costs of space/facility rental necessary to support the services provided. Add rows as necessary. Ensure that the 'Total' includes the sum of all rows with cost information.

	Cost	**Description**
1		
2		
3		
Total:	**$0.00**	

Materials and Supplies

Please list and describe the costs of space/facility rental necessary to support the services provided. Add rows as necessary. Ensure that the 'Total' includes the sum of all rows with cost information.

	Cost	**Description**
1		
2		
3		
Total:	**$0.00**	

Other Costs

Please list and describe the costs of space/facility rental necessary to support the services provided. Add rows as necessary. Ensure that the 'Total' includes the sum of all rows with cost information.

	Cost	**Description**
1		City Attorney Review
2		
3		
Total:	**$0.00**	

Indirect Costs

Rate	Source
	Please provide supporting documentation for how Departmental overhead rate was derived.

Budget Form 2C: Fee Cost Recovery

PLEASE FILL OUT HIGHLIGHTED AREAS AND PROVIDE A DETAILED DESCRIPTION OF THE SERVICE

DEPARTMENT: Public Works

Fee Name: Minor Sidewalk Encroachment Permit Fees -I

	Numeric Code	Title
PS Department of Proposed Revenue:	207957	DPW BSM Budgetary
PS Fund of Proposed Revenue:	10000	GF Annual Account Ctrl
PS Authority of Proposed Revenue:	10000	Operating
PS Project of Proposed Revenue:	10029978	PW-BSM Street-Use Mgmt
PS Activity of Proposed Revenue:	0001	Permits and Street Inspections
PS Account of Proposed Revenue:	460639	Misc Service Charges-DPW

Fee Status (New/Modified): Continuing
Fee Status (New/Modified): Continuing

Department Providing Service: San Francisco Public Works
Fee Administrator: Bernard Tse
Code Authorization/
Proposed Fee Ordinance/File No: SFPWC Articles 15 & 2.1

Proposed Fee (FY 2022-23): $ 199.57 (1)
Proposed Fee (FY 2021-22): $ 193.27 (2)
Current Fee (FY 2020-21): $ 190.00 (3)

Detailed Service Description:
Please provide description of service

Proposed Fee (FY 2022-23):	$ 199.57	**FY 2022-23 Proposed Fee Increase/Decrease:**	$ 6.30
Proposed Fee (FY 2021-22):	$ 193.27	**FY 2022-23 % Proposed Fee Change from FY 2020-21 Fee:**	3.26%
Current Fee (FY 2020-21):	$ 190.00	**FY 2021-22 Proposed Fee Increase/Decrease:**	$ 3.27
		FY 2021-22 % Proposed Fee Change from Current Fee:	1.72%
Fee Prior to Current:	$ 184.00	**Fiscal Year of Prior Fee Change:**	2019-2020
Current Fee Increase/Decrease from Prior Fee:	$ 6.00	**% Current Fee Change from Prior Fee:**	3.26%

FY2021-22

ESTIMATED REVENUE DERIVED FROM SERVICE

A	**Quantity Estimated (# of Units of Service Provided)**	**325**
B	**Fee per Unit (*Proposed*)**	**$ 193**
C	**FY 2021-22 Revenue Budgeted (A x B)**	**$ 62,812**

ESTIMATED COSTS TO PROVIDE SERVICE - USE WORKSHEET 21-22, BELOW

		Rate		FY 2021-22 Estimated Cost	% of Total
D	**Direct Costs**				
	Productive Labor & Benefits (0.75 of 2021-22 Salary & MFB)		$	100,718	36.02%
	Leave & Non-Productive Time (0.25 of FY 2021-22 Salary & MFB)		$	33,573	12.01%
	Space Rental Equivalent		$	-	0.00%
	Materials & Supplies		$	-	0.00%
	Other (Please Describe on Worksheet)		$	-	0.00%
E	**Indirect Costs**	**Rate**			
	Departmental Overhead	108.19%	$	145,288	51.97%
	Central Services Overhead	0.00%	$	-	0.00%
F	**FY 2021-22 Direct & Indirect Costs**		**$**	**279,578**	**100.00%**

G	**FY 2021-22 Revenue Recovery Rate (C/F):**	**22.47%**
H	**Required Fee For 100% Cost Recovery (F/A)**	**$ 860.24**
I	**Over (+) or Under (-) 100% Cost Recovery (B-H)**	**($666.97)**
J	**FY 2020-21 Estimated Revenue [(2) x A]:**	**$ 62,812.10**
K	**FY 2019-20 Estimated Revenue [(3) x A]:**	**$ 61,750.00**
L	**FY 2010-21 Estimated Revenue Increase/Decrease Based on Proposed Fee [J -K]:**	**$ 1,062.10**

FY2022-23

ESTIMATED REVENUE DERIVED FROM SERVICE

A	**Quantity Estimated (# of Units of Service Provided)**	**350**
B	**Fee per Unit (*Proposed*)**	**$ 200**
C	**FY 2021-22 Revenue Budgeted (A x B)**	**$ 69,849**

ESTIMATED COSTS TO PROVIDE SERVICE - USE WORKSHEET 22-23, BELOW

		Rate		FY 2021-22 Estimated Cost	% of Total
D	**Direct Costs**				
	Productive Labor & Benefits (0.75 of 2022-23 Salary & MFB)		$	100,718	36.02%
	Leave & Non-Productive Time (0.25 of FY 2022-23 Salary & MFB)		$	33,573	12.01%
	Space Rental Equivalent		$	-	0.00%
	Materials & Supplies		$	-	0.00%
	Other (Please Describe on Worksheet)		$	-	0.00%
E	**Indirect Costs**	**Rate**			
	Departmental Overhead	108.19%	$	145,288	51.97%
	Central Services Overhead	0.00%	$	-	0.00%
F	**FY 2022-23 Direct & Indirect Costs**		**$**	**279,578**	**100.00%**

G	**FY 2022-23 Revenue Recovery Rate (C/F):**	**24.98%**
H	**Required Fee For 100% Cost Recovery (F/A):**	**$ 798.80**
I	**Over (+) or Under (-) 100% Cost Recovery (B-H):**	**($599.23)**
J	**FY 2022-23 Estimated Revenue [(1) x A]:**	**$ 69,848.99**
K	**FY 2021-22 Estimated Revenue [(2) x A]:**	**$ 62,812.10**
L	**FY 2022-23 Estimated Revenue Increase/Decrease Based on Proposed Fee [J - K]:**	**$ 7,036.89**

Worksheet 21-22

Estimated Costs Worksheet FY 2021-22

Direct Costs

Labor and Benefits

Please use the worksheet below to list all job classes necessary to support the services provided. Add rows if necessary.

Please also provide a description of the work and the estimated hours for each job class required to perform each unit of service

JobClass	Job Class Title	Description of Work	Hours per Unit of Service
5201	Jr Engineer	Initial Review	0.25
5203	Assistant Engineer	Permit review, determination preparation, and issuance	2.50
6230	Street Inspector	Inspection	1.50
1632	Sr. Account Clerk	Process Payment	0.25
5207	Associat Engineer	Review and Approval	0.25

Please fill out the Salary and Benefits Amount per FTE column

Job Class	Job Class Title	Salary and Benefits Amount per FTE	Hours Worked	Hourly Rate	Salary and Benefits Amount
5201	Jr Engineer	$162,574.83	87.5	$78.16	$6,839.09
5203	Assistant Engineer	$183,618.86	875.0	$88.28	$77,243.51
6230	Street Inspector	$143,235.86	525.0	$68.86	$36,153.28
1632	Sr. Account Clerk	$120,375.37	87.5	$57.87	$5,063.87
5207	Associat Engineer	$213,712.70	87.5	$102.75	$8,990.32
				Total:	**$134,290.06**

Space Rental Equivalent

Please list and describe the costs of space/facility rental necessary to support the services provided. Add rows as necessary. Ensure that the 'Total' includes the sum of all rows with cost information.

	Cost	**Description**
1		
2		
3		
Total:	**$0.00**	

Materials and Supplies

Please list and describe the costs of space/facility rental necessary to support the services provided. Add rows as necessary. Ensure that the 'Total' includes the sum of all rows with cost information.

	Cost	**Description**
1		
2		
3		
Total:	**$0.00**	

Other Costs

Please list and describe the costs of space/facility rental necessary to support the services provided. Add rows as necessary. Ensure that the 'Total' includes the sum of all rows with cost information.

	Cost	**Description**
1		
2		
3		
Total:	**$0.00**	

Indirect Costs

Rate	**Source**
108.2%	Please provide supporting documentation for how Departmental overhead rate was derived.

Worksheet 22-23

Estimated Costs Worksheet FY 2022-23

Direct Costs

Labor and Benefits

Please use the worksheet below to list all job classes necessary to support the services provided. Add rows if necessary.

Please also provide a description of the work and the estimated hours for each job class required to perform each unit of service

JobClass	Job Class Title	Description of Work	Hours per Unit of Service
5201	Jr Engineer	Initial Review	0.25
5203	Assistant Engineer	Permit review, determination preparation, and issuance	2.50
6230	Street Inspector	Inspection	1.50
1632	Sr. Account Clerk	Process Payment	0.25
5207	Associat Engineer	Review and Approval	0.25

Please fill out the Salary and Benefits Amount per FTE column

Job Class	Job Class Title	Salary and Benefits Amount per FTE	Hours Worked	Hourly Rate	Salary and Benefits Amount
5201	Jr Engineer	$162,574.83	87.5	$78.16	$6,839.09
5203	Assistant Engineer	$183,618.86	875.0	$88.28	$77,243.51
6230	Street Inspector	$143,235.86	525.0	$68.86	$36,153.28
1632	Sr. Account Clerk	$120,375.37	87.5	$57.87	$5,063.87
5207	Associat Engineer	$213,712.70	87.5	$102.75	$8,990.32
				Total:	**$134,290.06**

Space Rental Equivalent

Please list and describe the costs of space/facility rental necessary to support the services provided. Add rows as necessary. Ensure that the 'Total' includes the sum of all rows with cost information.

	Cost	**Description**
1		
2		
3		
Total:	**$0.00**	

Materials and Supplies

Please list and describe the costs of space/facility rental necessary to support the services provided. Add rows as necessary. Ensure that the 'Total' includes the sum of all rows with cost information.

	Cost	**Description**
1		
2		
3		
Total:	**$0.00**	

Other Costs

Please list and describe the costs of space/facility rental necessary to support the services provided. Add rows as necessary. Ensure that the 'Total' includes the sum of all rows with cost information.

	Cost	**Description**
1		
2		
3		
Total:	**$0.00**	

Indirect Costs

Rate	**Source**
	Please provide supporting documentation for how Departmental overhead rate was derived.

Budget Form 2C: Fee Cost Recovery

PLEASE FILL OUT HIGHLIGHTED AREAS AND PROVIDE A DETAILED DESCRIPTION OF THE SERVICE

DEPARTMENT: Public Works

Fee Name: Minor Sidewalk Encroachment Permit Fees -New

	Numeric Code	Title
PS Department of Proposed Revenue:	207957	DPW BSM Budgetary
PS Fund of Proposed Revenue:	10000	GF Annual Account Ctrl
PS Authority of Proposed Revenue:	10000	Operating
PS Project of Proposed Revenue:	10029978	PW-BSM Street-Use Mgmt
PS Activity of Proposed Revenue:	0001	Permits and Street Inspections
PS Account of Proposed Revenue:	460639	Misc Service Charges-DPW

Fee Status (New/Modified): Continuing
Fee Status (New/Modified): Continuing

Department Providing Service: San Francisco Public Works
Fee Administrator: Bernard Tse
Code Authorization/
Proposed Fee Ordinance/File No: SFPWC Articles 15 & 2.1

Proposed Fee (FY 2022-23): $ 1,403.28 (1)
Proposed Fee (FY 2021-22): $ 1,358.98 (2)
Current Fee (FY 2020-21): $ 1,336.00 (3)

Detailed Service Description:
Please provide description of service

Proposed Fee (FY 2022-23):	$ 1,403.28	**FY 2022-23 Proposed Fee Increase/Decrease:**	$ 44.30
Proposed Fee (FY 2021-22):	$ 1,358.98	**FY 2022-23 % Proposed Fee Change from FY 2020-21 Fee:**	3.26%
Current Fee (FY 2020-21):	$ 1,336.00	**FY 2021-22 Proposed Fee Increase/Decrease:**	$ 22.98
		FY 2021-22 % Proposed Fee Change from Current Fee:	1.72%
Fee Prior to Current:	$ 1,293.00	**Fiscal Year of Prior Fee Change:**	2019-2020
Current Fee Increase/Decrease from Prior Fee:	$ 43.00	**% Current Fee Change from Prior Fee:**	3.33%

FY2021-22

ESTIMATED REVENUE DERIVED FROM SERVICE

A	**Quantity Estimated (# of Units of Service Provided)**	**110**
B	**Fee per Unit (*Proposed*)**	**$ 1,359**
C	**FY 2021-22 Revenue Budgeted (A x B)**	**$ 149,488**

ESTIMATED COSTS TO PROVIDE SERVICE - USE WORKSHEET 21-22, BELOW

		Rate		FY 2021-22 Estimated Cost	% of Total
D	**Direct Costs**				
	Productive Labor & Benefits (0.75 of 2021-22 Salary & MFB)		$	121,818	36.02%
	Leave & Non-Productive Time (0.25 of FY 2021-22 Salary & MFB)		$	40,606	12.01%
	Space Rental Equivalent		$	-	0.00%
	Materials & Supplies		$	-	0.00%
	Other (Please Describe on Worksheet)		$	-	0.00%
E	**Indirect Costs**	**Rate**			
	Departmental Overhead	108.19%	$	175,726	51.97%
	Central Services Overhead	0.00%	$	-	0.00%
F	**FY 2021-22 Direct & Indirect Costs**		**$**	**338,150**	**100.00%**

G	**FY 2021-22 Revenue Recovery Rate (C/F):**	**44.21%**
H	**Required Fee For 100% Cost Recovery (F/A)**	**$ 3,074.09**
I	**Over (+) or Under (-) 100% Cost Recovery (B-H)**	**($1,715.11)**

J	**FY 2020-21 Estimated Revenue [(2) x A]:**	**$ 149,487.71**
K	**FY 2019-20 Estimated Revenue [(3) x A]:**	**$ 146,960.00**
L	**FY 2010-21 Estimated Revenue Increase/Decrease Based on Proposed Fee [J -K]:**	**$ 2,527.71**

FY2022-23

ESTIMATED REVENUE DERIVED FROM SERVICE

A	**Quantity Estimated (# of Units of Service Provided)**	**125**
B	**Fee per Unit (*Proposed*)**	**$ 1,403**
C	**FY 2021-22 Revenue Budgeted (A x B)**	**$ 175,410**

ESTIMATED COSTS TO PROVIDE SERVICE - USE WORKSHEET 22-23, BELOW

		Rate		FY 2021-22 Estimated Cost	% of Total
D	**Direct Costs**				
	Productive Labor & Benefits (0.75 of 2022-23 Salary & MFB)		$	121,818	36.02%
	Leave & Non-Productive Time (0.25 of FY 2022-23 Salary & MFB)		$	40,606	12.01%
	Space Rental Equivalent		$	-	0.00%
	Materials & Supplies		$	-	0.00%
	Other (Please Describe on Worksheet)		$	-	0.00%
E	**Indirect Costs**	**Rate**			
	Departmental Overhead	108.19%	$	175,726	51.97%
	Central Services Overhead	0.00%	$	-	0.00%
F	**FY 2022-23 Direct & Indirect Costs**		**$**	**338,150**	**100.00%**

G	**FY 2022-23 Revenue Recovery Rate (C/F):**	**51.87%**
H	**Required Fee For 100% Cost Recovery (F/A):**	**$ 2,705.20**
I	**Over (+) or Under (-) 100% Cost Recovery (B-H):**	**($1,301.92)**

J	**FY 2022-23 Estimated Revenue [(1) x A]:**	**$ 175,410.24**
K	**FY 2021-22 Estimated Revenue [(2) x A]:**	**$ 149,487.71**
L	**FY 2022-23 Estimated Revenue Increase/Decrease Based on Proposed Fee [J - K]:**	**$ 25,922.53**

Worksheet 21-22

Estimated Costs Worksheet FY 2021-22

Direct Costs

Labor and Benefits

Please use the worksheet below to list all job classes necessary to support the services provided. Add rows if necessary.

Please also provide a description of the work and the estimated hours for each job class required to perform each unit of service

JobClass	Job Class Title	Description of Work	Hours per Unit of Service
5201	Jr Engineer	Initial Review	0.25
5203	Assistant Engineer	Permit review, determination preparation, and issuance	12.00
6230	Street Inspector	Inspection	1.50
1632	Sr. Account Clerk	Process Payment	0.25
5207	Associat Engineer	Review and Approval	1.00

Please fill out the Salary and Benefits Amount per FTE column

Job Class	Job Class Title	Salary and Benefits Amount per FTE	Hours Worked	Hourly Rate	Salary and Benefits Amount
5201	Jr Engineer	$162,574.83	31.3	$78.16	$2,442.53
5203	Assistant Engineer	$183,618.86	1500.0	$88.28	$132,417.45
6230	Street Inspector	$143,235.86	187.5	$68.86	$12,911.89
1632	Sr. Account Clerk	$120,375.37	31.3	$57.87	$1,808.52
5207	Associat Engineer	$213,712.70	125.0	$102.75	$12,843.31
				Total:	**$162,423.70**

Space Rental Equivalent

Please list and describe the costs of space/facility rental necessary to support the services provided. Add rows as necessary. Ensure that the 'Total' includes the sum of all rows with cost information.

	Cost	**Description**
1		
2		
3		
Total:	**$0.00**	

Materials and Supplies

Please list and describe the costs of space/facility rental necessary to support the services provided. Add rows as necessary. Ensure that the 'Total' includes the sum of all rows with cost information.

	Cost	**Description**
1		
2		
3		
Total:	**$0.00**	

Other Costs

Please list and describe the costs of space/facility rental necessary to support the services provided. Add rows as necessary. Ensure that the 'Total' includes the sum of all rows with cost information.

	Cost	**Description**
1		
2		
3		
Total:	**$0.00**	

Indirect Costs

Rate	**Source**
108.2%	Please provide supporting documentation for how Departmental overhead rate was derived.

Worksheet 22-23

Estimated Costs Worksheet FY 2022-23

Direct Costs

Labor and Benefits

Please use the worksheet below to list all job classes necessary to support the services provided. Add rows if necessary.

Please also provide a description of the work and the estimated hours for each job class required to perform each unit of service

JobClass	Job Class Title	Description of Work	Hours per Unit of Service
5201	Jr Engineer	Initial Review	0.25
5203	Assistant Engineer	Permit review, determination preparation, and issuance	12.00
6230	Street Inspector	Inspection	1.50
1632	Sr. Account Clerk	Process Payment	0.25
5207	Associat Engineer	Review and Approval	1.00

Please fill out the Salary and Benefits Amount per FTE column

Job Class	Job Class Title	Salary and Benefits Amount per FTE	Hours Worked	Hourly Rate	Salary and Benefits Amount
5201	Jr Engineer	$162,574.83	31.3	$78.16	$2,442.53
5203	Assistant Engineer	$183,618.86	1500.0	$88.28	$132,417.45
6230	Street Inspector	$143,235.86	187.5	$68.86	$12,911.89
1632	Sr. Account Clerk	$120,375.37	31.3	$57.87	$1,808.52
5207	Associat Engineer	$213,712.70	125.0	$102.75	$12,843.31
				Total:	**$162,423.70**

Space Rental Equivalent

Please list and describe the costs of space/facility rental necessary to support the services provided. Add rows as necessary. Ensure that the 'Total' includes the sum of all rows with cost information.

	Cost	**Description**
1		
2		
3		
Total:	**$0.00**	

Materials and Supplies

Please list and describe the costs of space/facility rental necessary to support the services provided. Add rows as necessary. Ensure that the 'Total' includes the sum of all rows with cost information.

	Cost	**Description**
1		
2		
3		
Total:	**$0.00**	

Other Costs

Please list and describe the costs of space/facility rental necessary to support the services provided. Add rows as necessary. Ensure that the 'Total' includes the sum of all rows with cost information.

	Cost	**Description**
1		
2		
3		
Total:	**$0.00**	

Indirect Costs

Rate	**Source**
	Please provide supporting documentation for how Departmental overhead rate was derived.

Budget Form 2C: Fee Cost Recovery

PLEASE FILL OUT HIGHLIGHTED AREAS AND PROVIDE A DETAILED DESCRIPTION OF THE SERVICE

DEPARTMENT: Public Works

Fee Name: Mobile Food Facilities (New) - Processing Fe

	Numeric Code	Title
PS Department of Proposed Revenue:	207957	DPW BSM Budgetary
PS Fund of Proposed Revenue:	10000	GF Annual Account Ctrl
PS Authority of Proposed Revenue:	10000	Operating
PS Project of Proposed Revenue:	10029978	PW-BSM Street-Use Mgmt
PS Activity of Proposed Revenue:	0001	Permits and Street Inspections
PS Account of Proposed Revenue:	460600	Mobile Food Facilities Permit

Fee Status (New/Modified): Continuing
Fee Status (New/Modified): Continuing

Department Providing Service: San Francisco Public Works
Fee Administrator: Bernard Tse
Code Authorization/
Proposed Fee Ordinance/File No:

Proposed Fee (FY 2022-23): $ 978.94 (1)
Proposed Fee (FY 2021-22): $ 948.03 (2)
Current Fee (FY 2020-21): $ 932.00 (3)

Detailed Service Description:
Please provide description of service

Proposed Fee (FY 2022-23): $ 978.94
Proposed Fee (FY 2021-22): $ 948.03
Current Fee (FY 2020-21): $ 932.00

FY 2022-23 Proposed Fee Increase/Decrease: $ 30.91
FY 2022-23 % Proposed Fee Change from FY 2020-21 Fee: 3.26%
FY 2021-22 Proposed Fee Increase/Decrease: $ 16.03
FY 2021-22 % Proposed Fee Change from Current Fee: 1.72%

Fee Prior to Current: $ 902.00
Current Fee Increase/Decrease from Prior Fee: $ 30.00

Fiscal Year of Prior Fee Change: 2019-2020
% Current Fee Change from Prior Fee: 3.33%

FY2021-22

ESTIMATED REVENUE DERIVED FROM SERVICE

A	**Quantity Estimated (# of Units of Service Provided)**	10
B	**Fee per Unit (*Proposed*)**	$ 948
C	**FY 2021-22 Revenue Budgeted (A x B)**	$ 9,480

ESTIMATED COSTS TO PROVIDE SERVICE - USE WORKSHEET 21-22, BELOW

		Rate		FY 2021-22 Estimated Cost	% of Total
D	**Direct Costs**				
	Productive Labor & Benefits (0.75 of 2021-22 Salary & MFB)		$	20,843	36.02%
	Leave & Non-Productive Time (0.25 of FY 2021-22 Salary & MFB)		$	6,948	12.01%
	Space Rental Equivalent		$	-	0.00%
	Materials & Supplies		$	-	0.00%
	Other (Please Describe on Worksheet)		$	-	0.00%
E	**Indirect Costs**	**Rate**			
	Departmental Overhead	108.19%	$	30,067	51.97%
	Central Services Overhead	0.00%	$	-	0.00%
F	**FY 2021-22 Direct & Indirect Costs**		$	57,857	100.00%

G	**FY 2021-22 Revenue Recovery Rate (C/F):**	16.39%
H	**Required Fee For 100% Cost Recovery (F/A)**	$ 5,785.73
I	**Over (+) or Under (-) 100% Cost Recovery (B-H)**	($4,837.70)
J	**FY 2020-21 Estimated Revenue [(2) x A]:**	$ 9,480.30
K	**FY 2019-20 Estimated Revenue [(3) x A]:**	$ 9,320.00
L	**FY 2010-21 Estimated Revenue Increase/Decrease Based on Proposed Fee [J -K]:**	$ 160.30

FY2022-23

ESTIMATED REVENUE DERIVED FROM SERVICE

A	**Quantity Estimated (# of Units of Service Provided)**	15
B	**Fee per Unit (*Proposed*)**	$ 979
C	**FY 2021-22 Revenue Budgeted (A x B)**	$ 14,684

ESTIMATED COSTS TO PROVIDE SERVICE - USE WORKSHEET 22-23, BELOW

		Rate		FY 2021-22 Estimated Cost	% of Total
D	**Direct Costs**				
	Productive Labor & Benefits (0.75 of 2022-23 Salary & MFB)		$	20,843	36.02%
	Leave & Non-Productive Time (0.25 of FY 2022-23 Salary & MFB)		$	6,948	12.01%
	Space Rental Equivalent		$	-	0.00%
	Materials & Supplies		$	-	0.00%
	Other (Please Describe on Worksheet)		$	-	0.00%
E	**Indirect Costs**	**Rate**			
	Departmental Overhead	108.19%	$	30,067	51.97%
	Central Services Overhead	0.00%	$	-	0.00%
F	**FY 2022-23 Direct & Indirect Costs**		$	57,857	100.00%

G	**FY 2022-23 Revenue Recovery Rate (C/F):**	25.38%
H	**Required Fee For 100% Cost Recovery (F/A):**	$ 3,857.16
I	**Over (+) or Under (-) 100% Cost Recovery (B-H):**	($2,878.22)
J	**FY 2022-23 Estimated Revenue [(1) x A]:**	$ 14,684.04
K	**FY 2021-22 Estimated Revenue [(2) x A]:**	$ 9,480.30
L	**FY 2022-23 Estimated Revenue Increase/Decrease Based on Proposed Fee [J - K]:**	$ 5,203.74

Worksheet 21-22

Estimated Costs Worksheet FY 2021-22

Direct Costs

Labor and Benefits

Please use the worksheet below to list all job classes necessary to support the services provided. Add rows if necessary.

Please also provide a description of the work and the estimated hours for each job class required to perform each unit of service

JobClass	Job Class Title	Description of Work	Hours per Unit of Service
1820	Jr Adminstrative Analyst	Prelim review, notifications, PW hearing prep,	6.00
1822	Administrative Analyst	Permit review, PW hearing, BOA Hearing and issuance	12.00
1632	Sr. Account Clerk	Process Payment	0.25
0931	Manager III	Board of Appeals	5.00

Please fill out the Salary and Benefits Amount per FTE column

Job Class	Job Class Title	Salary and Benefits Amount per FTE	Hours Worked	Hourly Rate	Salary and Benefits Amount
1820	Jr Adminstrative Analyst	$119,214.94	90.0	$57.31	$5,158.34
1822	Administrative Analyst	$156,774.22	180.0	$75.37	$13,567.00
1632	Sr. Account Clerk	$120,375.37	3.8	$57.87	$217.02
0931	Manager III	$245,392.47	75.0	$117.98	$8,848.29
				Total:	**$27,790.65**

Space Rental Equivalent

Please list and describe the costs of space/facility rental necessary to support the services provided. Add rows as necessary. Ensure that the 'Total' includes the sum of all rows with cost information.

	Cost	Description
1		
2		
3		
Total:	**$0.00**	

Materials and Supplies

Please list and describe the costs of space/facility rental necessary to support the services provided. Add rows as necessary. Ensure that the 'Total' includes the sum of all rows with cost information.

	Cost	Description
1		
2		
3		
Total:	**$0.00**	

Other Costs

Please list and describe the costs of space/facility rental necessary to support the services provided. Add rows as necessary. Ensure that the 'Total' includes the sum of all rows with cost information.

	Cost	Description
1		
2		
3		
Total:	**$0.00**	

Indirect Costs

Rate	Source
108.2%	Please provide supporting documentation for how Departmental overhead rate was derived.

Worksheet 22-23

Estimated Costs Worksheet FY 2022-23

Direct Costs

Labor and Benefits

Please use the worksheet below to list all job classes necessary to support the services provided. Add rows if necessary.

Please also provide a description of the work and the estimated hours for each job class required to perform each unit of service

JobClass	Job Class Title	Description of Work	Hours per Unit of Service
1820	Jr Adminstrative Analyst	Prelim review, notifications, PW hearing prep,	6.00
1822	Administrative Analyst	Permit review, PW hearing, BOA Hearing and issuance	12.00
1632	Sr. Account Clerk	Process Payment	0.25
0931	Manager III	Board of Appeals	5.00

Please fill out the Salary and Benefits Amount per FTE column

Job Class	Job Class Title	Salary and Benefits Amount per FTE	Hours Worked	Hourly Rate	Salary and Benefits Amount
1820	Jr Adminstrative Analyst	$119,214.94	90.0	$57.31	$5,158.34
1822	Administrative Analyst	$156,774.22	180.0	$75.37	$13,567.00
1632	Sr. Account Clerk	$120,375.37	3.8	$57.87	$217.02
0931	Manager III	$245,392.47	75.0	$117.98	$8,848.29
				Total:	**$27,790.65**

Space Rental Equivalent

Please list and describe the costs of space/facility rental necessary to support the services provided. Add rows as necessary. Ensure that the 'Total' includes the sum of all rows with cost information.

	Cost	**Description**
1		
2		
3		
Total:	**$0.00**	

Materials and Supplies

Please list and describe the costs of space/facility rental necessary to support the services provided. Add rows as necessary. Ensure that the 'Total' includes the sum of all rows with cost information.

	Cost	**Description**
1		
2		
3		
Total:	**$0.00**	

Other Costs

Please list and describe the costs of space/facility rental necessary to support the services provided. Add rows as necessary. Ensure that the 'Total' includes the sum of all rows with cost information.

	Cost	**Description**
1		
2		
3		
Total:	**$0.00**	

Indirect Costs

Rate	**Source**
	Please provide supporting documentation for how Departmental overhead rate was derived.

Budget Form 2C: Fee Cost Recovery

PLEASE FILL OUT HIGHLIGHTED AREAS AND PROVIDE A DETAILED DESCRIPTION OF THE SERVICE

DEPARTMENT: Public Works

Fee Name: Mobile Food Facilities (Renew) - Processing I

	Numeric Code	Title
PS Department of Proposed Revenue:	207957	DPW BSM Budgetary
PS Fund of Proposed Revenue:	10000	GF Annual Account Ctrl
PS Authority of Proposed Revenue:	10000	Operating
PS Project of Proposed Revenue:	10029978	PW-BSM Street-Use Mgmt
PS Activity of Proposed Revenue:	0001	Permits and Street Inspections
PS Account of Proposed Revenue:	460600	Mobile Food Facilities Permit

Fee Status (New/Modified): Continuing
Fee Status (New/Modified): Continuing

Department Providing Service: San Francisco Public Works
Fee Administrator: Bernard Tse
Code Authorization/
Proposed Fee Ordinance/File No:

Proposed Fee (FY 2022-23): $ 173.31 (1)
Proposed Fee (FY 2021-22): $ 167.84 (2)
Current Fee (FY 2020-21): $ 165.00 (3)

Detailed Service Description:

Please provide description of service

Proposed Fee (FY 2022-23):	$ 173.31	**FY 2022-23 Proposed Fee Increase/Decrease:**	$ 5.47
Proposed Fee (FY 2021-22):	$ 167.84	**FY 2022-23 % Proposed Fee Change from FY 2020-21 Fee:**	3.26%
Current Fee (FY 2020-21):	$ 165.00	**FY 2021-22 Proposed Fee Increase/Decrease:**	$ 2.84
		FY 2021-22 % Proposed Fee Change from Current Fee:	1.72%
Fee Prior to Current:	$ 159.00	**Fiscal Year of Prior Fee Change:**	2019-2020
Current Fee Increase/Decrease from Prior Fee:	$ 6.00	**% Current Fee Change from Prior Fee:**	3.77%

FY2021-22

ESTIMATED REVENUE DERIVED FROM SERVICE

A	**Quantity Estimated (# of Units of Service Provided)**	60
B	**Fee per Unit (*Proposed*)**	$ 168
C	**FY 2021-22 Revenue Budgeted (A x B)**	$ 10,070

ESTIMATED COSTS TO PROVIDE SERVICE - USE WORKSHEET 21-22, BELOW

		Rate		FY 2021-22 Estimated Cost	% of Total
D	**Direct Costs**				
	Productive Labor & Benefits (0.75 of 2021-22 Salary & MFB)		$	3,951	36.02%
	Leave & Non-Productive Time (0.25 of FY 2021-22 Salary & MFB)		$	1,317	12.01%
	Space Rental Equivalent		$	-	0.00%
	Materials & Supplies		$	-	0.00%
	Other (Please Describe on Worksheet)		$	-	0.00%
E	**Indirect Costs**	**Rate**			
	Departmental Overhead	108.19%	$	5,699	51.97%
	Central Services Overhead	0.00%	$	-	0.00%
F	**FY 2021-22 Direct & Indirect Costs**		$	10,966	100.00%

G	**FY 2021-22 Revenue Recovery Rate (C/F):**	91.83%
H	**Required Fee For 100% Cost Recovery (F/A)**	$ 182.77
I	**Over (+) or Under (-) 100% Cost Recovery (B-H)**	($14.93)
J	**FY 2020-21 Estimated Revenue [(2) x A]:**	$ 10,070.28
K	**FY 2019-20 Estimated Revenue [(3) x A]:**	$ 9,900.00
L	**FY 2010-21 Estimated Revenue Increase/Decrease Based on Proposed Fee [J -K]:**	$ 170.28

FY2022-23

ESTIMATED REVENUE DERIVED FROM SERVICE

A	**Quantity Estimated (# of Units of Service Provided)**	85
B	**Fee per Unit (*Proposed*)**	$ 173
C	**FY 2021-22 Revenue Budgeted (A x B)**	$ 14,731

ESTIMATED COSTS TO PROVIDE SERVICE - USE WORKSHEET 22-23, BELOW

		Rate		FY 2021-22 Estimated Cost	% of Total
D	**Direct Costs**				
	Productive Labor & Benefits (0.75 of 2022-23 Salary & MFB)		$	3,951	36.02%
	Leave & Non-Productive Time (0.25 of FY 2022-23 Salary & MFB)		$	1,317	12.01%
	Space Rental Equivalent		$	-	0.00%
	Materials & Supplies		$	-	0.00%
	Other (Please Describe on Worksheet)		$	-	0.00%
E	**Indirect Costs**	**Rate**			
	Departmental Overhead	108.19%	$	5,699	51.97%
	Central Services Overhead	0.00%	$	-	0.00%
F	**FY 2022-23 Direct & Indirect Costs**		$	10,966	100.00%

G	**FY 2022-23 Revenue Recovery Rate (C/F):**	134.34%
H	**Required Fee For 100% Cost Recovery (F/A):**	$ 129.01
I	**Over (+) or Under (-) 100% Cost Recovery (B-H):**	$44.30
J	**FY 2022-23 Estimated Revenue [(1) x A]:**	$ 14,731.31
K	**FY 2021-22 Estimated Revenue [(2) x A]:**	$ 10,070.28
L	**FY 2022-23 Estimated Revenue Increase/Decrease Based on Proposed Fee [J - K]:**	$ 4,661.03

Worksheet 21-22

Estimated Costs Worksheet FY 2021-22

Direct Costs

Labor and Benefits

Please use the worksheet below to list all job classes necessary to support the services provided. Add rows if necessary.

Please also provide a description of the work and the estimated hours for each job class required to perform each unit of service

JobClass	Job Class Title	Description of Work	Hours per Unit of Service
1820	Jr Adminstrative Analyst	Permit review and issuance	0.50
1822	Administrative Analyst	Permit review	0.25
1632	Sr. Account Clerk	Process Payment	0.25

Please fill out the Salary and Benefits Amount per FTE column

Job Class	Job Class Title	Salary and Benefits Amount per FTE	Hours Worked	Hourly Rate	Salary and Benefits Amount
1820	Jr Adminstrative Analyst	$119,214.94	42.5	$57.31	$2,435.88
1822	Administrative Analyst	$156,774.22	21.3	$75.37	$1,601.66
1632	Sr. Account Clerk	$120,375.37	21.3	$57.87	$1,229.80
0	0	$245,392.47	0.0	$117.98	$0.00
				Total:	**$5,267.34**

Space Rental Equivalent

Please list and describe the costs of space/facility rental necessary to support the services provided. Add rows as necessary. Ensure that the 'Total' includes the sum of all rows with cost information.

	Cost	**Description**
1		
2		
3		
Total:	**$0.00**	

Materials and Supplies

Please list and describe the costs of space/facility rental necessary to support the services provided. Add rows as necessary. Ensure that the 'Total' includes the sum of all rows with cost information.

	Cost	**Description**
1		
2		
3		
Total:	**$0.00**	

Other Costs

Please list and describe the costs of space/facility rental necessary to support the services provided. Add rows as necessary. Ensure that the 'Total' includes the sum of all rows with cost information.

	Cost	**Description**
1		
2		
3		
Total:	**$0.00**	

Indirect Costs

Rate	**Source**
108.2%	Please provide supporting documentation for how Departmental overhead rate was derived.

Worksheet 22-23

Estimated Costs Worksheet FY 2022-23

Direct Costs

Labor and Benefits

Please use the worksheet below to list all job classes necessary to support the services provided. Add rows if necessary.

Please also provide a description of the work and the estimated hours for each job class required to perform each unit of service

JobClass	Job Class Title	Description of Work	Hours per Unit of Service
1820	Jr Adminstrative Analyst	Permit review and issuance	0.50
1822	Administrative Analyst	Permit review	0.25
1632	Sr. Account Clerk	Process Payment	0.25
0	0	0	-

Please fill out the Salary and Benefits Amount per FTE column

Job Class	Job Class Title	Salary and Benefits Amount per FTE	Hours Worked	Hourly Rate	Salary and Benefits Amount
1820	Jr Adminstrative Analyst	$119,214.94	42.5	$57.31	$2,435.88
1822	Administrative Analyst	$156,774.22	21.3	$75.37	$1,601.66
1632	Sr. Account Clerk	$120,375.37	21.3	$57.87	$1,229.80
0	0	$245,392.47	0.0	$117.98	$0.00
				Total:	**$5,267.34**

Space Rental Equivalent

Please list and describe the costs of space/facility rental necessary to support the services provided. Add rows as necessary. Ensure that the 'Total' includes the sum of all rows with cost information.

	Cost	**Description**
1		
2		
3		
Total:	**$0.00**	

Materials and Supplies

Please list and describe the costs of space/facility rental necessary to support the services provided. Add rows as necessary. Ensure that the 'Total' includes the sum of all rows with cost information.

	Cost	**Description**
1		
2		
3		
Total:	**$0.00**	

Other Costs

Please list and describe the costs of space/facility rental necessary to support the services provided. Add rows as necessary. Ensure that the 'Total' includes the sum of all rows with cost information.

	Cost	**Description**
1		
2		
3		
Total:	**$0.00**	

Indirect Costs

Rate	**Source**
	Please provide supporting documentation for how Departmental overhead rate was derived.

Budget Form 2C: Fee Cost Recovery

PLEASE FILL OUT HIGHLIGHTED AREAS AND PROVIDE A DETAILED DESCRIPTION OF THE SERVICE

DEPARTMENT: Public Works

Fee Name: Newsrack Fee per box

	Numeric Code	Title
PS Department of Proposed Revenue:	207957	DPW BSM Budgetary
PS Fund of Proposed Revenue:	10000	GF Annual Account Ctrl
PS Authority of Proposed Revenue:	10000	Operating
PS Project of Proposed Revenue:	10029978	PW-BSM Street-Use Mgmt
PS Activity of Proposed Revenue:	0001	Permits and Street Inspections
PS Account of Proposed Revenue:	420370	Newsrack Fees

Fee Status (New/Modified): Continuing
Fee Status (New/Modified): Continuing

Department Providing Service: San Francisco Public Works
Fee Administrator: Bernard Tse
Code Authorization/
Proposed Fee Ordinance/File No: Public Works Code

Proposed Fee (FY 2022-23): $ 50.00 (1)
Proposed Fee (FY 2021-22): $ 50.00 (2)
Current Fee (FY 2020-21): $ 50.00 (3)

Detailed Service Description:
Please provide description of service

Proposed Fee (FY 2022-23):	$ 50.00	**FY 2022-23 Proposed Fee Increase/Decrease:**	$ -
Proposed Fee (FY 2021-22):	$ 50.00	**FY 2022-23 % Proposed Fee Change from FY 2020-21 Fee:**	0.00%
Current Fee (FY 2020-21):	$ 50.00	**FY 2021-22 Proposed Fee Increase/Decrease:**	$ -
		FY 2021-22 % Proposed Fee Change from Current Fee:	0.00%
Fee Prior to Current:	$ 50.00	**Fiscal Year of Prior Fee Change:**	2019-2020
Current Fee Increase/Decrease from Prior Fee:	$ -	**% Current Fee Change from Prior Fee:**	0.00%

FY2021-22

ESTIMATED REVENUE DERIVED FROM SERVICE

A	**Quantity Estimated (# of Units of Service Provided)**	500
B	**Fee per Unit (*Proposed*)**	$ 50
C	**FY 2021-22 Revenue Budgeted (A x B)**	$ 25,000

ESTIMATED COSTS TO PROVIDE SERVICE - USE WORKSHEET 21-22, BELOW

		Rate		FY 2021-22 Estimated Cost	% of Total
D	**Direct Costs**				
	Productive Labor & Benefits (0.75 of 2021-22 Salary & MFB)		$	53,733	36.02%
	Leave & Non-Productive Time (0.25 of FY 2021-22 Salary & MFB)		$	17,911	12.01%
	Space Rental Equivalent		$	-	0.00%
	Materials & Supplies		$	-	0.00%
	Other (Please Describe on Worksheet)		$	-	0.00%
E	**Indirect Costs**	**Rate**			
	Departmental Overhead	108.19%	$	77,511	51.97%
	Central Services Overhead	0.00%	$	-	0.00%
F	**FY 2021-22 Direct & Indirect Costs**		**$**	**149,155**	**100.00%**

G	**FY 2021-22 Revenue Recovery Rate (C/F):**	**16.76%**
H	**Required Fee For 100% Cost Recovery (F/A)**	**$ 298.31**
I	**Over (+) or Under (-) 100% Cost Recovery (B-H)**	**($248.31)**
J	**FY 2020-21 Estimated Revenue [(2) x A]:**	**$ 25,000.00**
K	**FY 2019-20 Estimated Revenue [(3) x A]:**	**$ 25,000.00**
L	**FY 2010-21 Estimated Revenue Increase/Decrease Based on Proposed Fee [J -K]:**	**$ -**

FY2022-23

ESTIMATED REVENUE DERIVED FROM SERVICE

A	**Quantity Estimated (# of Units of Service Provided)**	500
B	**Fee per Unit (*Proposed*)**	$ 50
C	**FY 2021-22 Revenue Budgeted (A x B)**	$ 25,000

ESTIMATED COSTS TO PROVIDE SERVICE - USE WORKSHEET 22-23, BELOW

		Rate		FY 2021-22 Estimated Cost	% of Total
D	**Direct Costs**				
	Productive Labor & Benefits (0.75 of 2022-23 Salary & MFB)		$	53,733	36.02%
	Leave & Non-Productive Time (0.25 of FY 2022-23 Salary & MFB)		$	17,911	12.01%
	Space Rental Equivalent		$	-	0.00%
	Materials & Supplies		$	-	0.00%
	Other (Please Describe on Worksheet)		$	-	0.00%
E	**Indirect Costs**	**Rate**			
	Departmental Overhead	108.19%	$	77,511	51.97%
	Central Services Overhead	0.00%	$	-	0.00%
F	**FY 2022-23 Direct & Indirect Costs**		**$**	**149,155**	**100.00%**

G	**FY 2022-23 Revenue Recovery Rate (C/F):**	**16.76%**
H	**Required Fee For 100% Cost Recovery (F/A):**	**$ 298.31**
I	**Over (+) or Under (-) 100% Cost Recovery (B-H):**	**($248.31)**
J	**FY 2022-23 Estimated Revenue [(1) x A]:**	**$ 25,000.00**
K	**FY 2021-22 Estimated Revenue [(2) x A]:**	**$ 25,000.00**
L	**FY 2022-23 Estimated Revenue Increase/Decrease Based on Proposed Fee [J - K]:**	**$ -**

Worksheet 21-22

Estimated Costs Worksheet FY 2021-22

Direct Costs

Labor and Benefits

Please use the worksheet below to list all job classes necessary to support the services provided. Add rows if necessary.

Please also provide a description of the work and the estimated hours for each job class required to perform each unit of service

JobClass	Job Class Title	Description of Work	Hours per Unit of Service
1820	Jr Adminstrative Analyst	Customer Service and Billing	2.50

Please fill out the Salary and Benefits Amount per FTE column

Job Class	Job Class Title	Salary and Benefits Amount per FTE	Hours Worked	Hourly Rate	Salary and Benefits Amount
1820	Jr Adminstrative Analyst	$119,214.94	1250.0	$57.31	$71,643.59
0	0		0.0	$0.00	$0.00
0	0		0.0	$0.00	$0.00
0	0		0.0	$0.00	$0.00
				Total:	**$71,643.59**

Space Rental Equivalent

Please list and describe the costs of space/facility rental necessary to support the services provided. Add rows as necessary. Ensure that the 'Total' includes the sum of all rows with cost information.

	Cost	Description
1		
2		
3		
Total:	**$0.00**	

Materials and Supplies

Please list and describe the costs of space/facility rental necessary to support the services provided. Add rows as necessary. Ensure that the 'Total' includes the sum of all rows with cost information.

	Cost	Description
1		
2		
3		
Total:	**$0.00**	

Other Costs

Please list and describe the costs of space/facility rental necessary to support the services provided. Add rows as necessary. Ensure that the 'Total' includes the sum of all rows with cost information.

	Cost	Description
1		
2		
3		
Total:	**$0.00**	

Indirect Costs

Rate	Source
108.2%	Please provide supporting documentation for how Departmental overhead rate was derived.

Worksheet 22-23

Estimated Costs Worksheet FY 2022-23

Direct Costs

Labor and Benefits

Please use the worksheet below to list all job classes necessary to support the services provided. Add rows if necessary.

Please also provide a description of the work and the estimated hours for each job class required to perform each unit of service

JobClass	Job Class Title	Description of Work	Hours per Unit of Service
1820	Jr Adminstrative Analyst	Customer Service and Billing	2.50
0	0	0	-
0	0	0	-
0	0	0	-

Please fill out the Salary and Benefits Amount per FTE column

Job Class	Job Class Title	Salary and Benefits Amount per FTE	Hours Worked	Hourly Rate	Salary and Benefits Amount
1820	Jr Adminstrative Analyst	$119,214.94	1250.0	$57.31	$71,643.59
0	0	$0.00	0.0	$0.00	$0.00
0	0	$0.00	0.0	$0.00	$0.00
0	0	$0.00	0.0	$0.00	$0.00
				Total:	**$71,643.59**

Space Rental Equivalent

Please list and describe the costs of space/facility rental necessary to support the services provided. Add rows as necessary. Ensure that the 'Total' includes the sum of all rows with cost information.

	Cost	**Description**
1		
2		
3		
Total:	**$0.00**	

Materials and Supplies

Please list and describe the costs of space/facility rental necessary to support the services provided. Add rows as necessary. Ensure that the 'Total' includes the sum of all rows with cost information.

	Cost	**Description**
1		
2		
3		
Total:	**$0.00**	

Other Costs

Please list and describe the costs of space/facility rental necessary to support the services provided. Add rows as necessary. Ensure that the 'Total' includes the sum of all rows with cost information.

	Cost	**Description**
1		
2		
3		
Total:	**$0.00**	

Indirect Costs

Rate	**Source**
	Please provide supporting documentation for how Departmental overhead rate was derived.

Budget Form 2C: Fee Cost Recovery

PLEASE FILL OUT HIGHLIGHTED AREAS AND PROVIDE A DETAILED DESCRIPTION OF THE SERVICE

DEPARTMENT: Public Works

Fee Name: Overwide Driveway Permit

	Numeric Code	Title
PS Department of Proposed Revenue:	207957	DPW BSM Budgetary
PS Fund of Proposed Revenue:	10000	GF Annual Account Ctrl
PS Authority of Proposed Revenue:	10000	Operating
PS Project of Proposed Revenue:	10029978	PW-BSM Street-Use Mgmt
PS Activity of Proposed Revenue:	0001	Permits and Street Inspections
PS Account of Proposed Revenue:	460639	Misc Service Charges-DPW

Fee Status (New/Modified): Continuing
Fee Status (New/Modified): Continuing

Department Providing Service: San Francisco Public Works
Fee Administrator: Bernard Tse
Code Authorization/ Proposed Fee Ordinance/File No: SFPWC Articles 15 & 2.1

Proposed Fee (FY 2022-23): $ 1,449.50 (1)
Proposed Fee (FY 2021-22): $ 1,403.74 (2)
Current Fee (FY 2020-21): $ 1,380.00 (3)

Detailed Service Description:

Please provide description of service

Proposed Fee (FY 2022-23): $ 1,449.50
Proposed Fee (FY 2021-22): $ 1,403.74
Current Fee (FY 2020-21): $ 1,380.00

FY 2022-23 Proposed Fee Increase/Decrease: $ 45.76
FY 2022-23 % Proposed Fee Change from FY 2020-21 Fee: 3.26%
FY 2021-22 Proposed Fee Increase/Decrease: $ 23.74
FY 2021-22 % Proposed Fee Change from Current Fee: 1.72%

Fee Prior to Current: $ 1,335.00
Current Fee Increase/Decrease from Prior Fee: $ 45.00

Fiscal Year of Prior Fee Change: 2019-2020
% Current Fee Change from Prior Fee: 3.37%

FY2021-22

ESTIMATED REVENUE DERIVED FROM SERVICE

A	**Quantity Estimated (# of Units of Service Provided)**	5
B	**Fee per Unit (*Proposed*)**	$ 1,404
C	**FY 2021-22 Revenue Budgeted (A x B)**	$ 7,019
G	**FY 2021-22 Revenue Recovery Rate (C/F):**	80.36%
H	**Required Fee For 100% Cost Recovery (F/A)**	$ 1,746.73
I	**Over (+) or Under (-) 100% Cost Recovery (B-H)**	($342.99)

ESTIMATED COSTS TO PROVIDE SERVICE - USE WORKSHEET 21-22, BELOW

		Rate		FY 2021-22 Estimated Cost	% of Total
D	**Direct Costs**				
	Productive Labor & Benefits (0.75 of 2021-22 Salary & MFB)		$	3,146	36.02%
	Leave & Non-Productive Time (0.25 of FY 2021-22 Salary & MFB)		$	1,049	12.01%
	Space Rental Equivalent		$	-	0.00%
	Materials & Supplies		$	-	0.00%
	Other (Please Describe on Worksheet)		$	-	0.00%
E	**Indirect Costs**	**Rate**			
	Departmental Overhead	108.19%	$	4,539	51.97%
	Central Services Overhead	0.00%	$	-	0.00%
F	**FY 2021-22 Direct & Indirect Costs**		$	8,734	100.00%

J	**FY 2020-21 Estimated Revenue [(2) x A]:**	$ 7,018.68
K	**FY 2019-20 Estimated Revenue [(3) x A]:**	$ 6,900.00
L	**FY 2010-21 Estimated Revenue Increase/Decrease Based on Proposed Fee [J -K]:**	$ 118.68

FY2022-23

ESTIMATED REVENUE DERIVED FROM SERVICE

A	**Quantity Estimated (# of Units of Service Provided)**	5
B	**Fee per Unit (*Proposed*)**	$ 1,449
C	**FY 2021-22 Revenue Budgeted (A x B)**	$ 7,247
G	**FY 2022-23 Revenue Recovery Rate (C/F):**	82.98%
H	**Required Fee For 100% Cost Recovery (F/A):**	$ 1,746.73
I	**Over (+) or Under (-) 100% Cost Recovery (B-H):**	($297.23)

ESTIMATED COSTS TO PROVIDE SERVICE - USE WORKSHEET 22-23, BELOW

		Rate		FY 2021-22 Estimated Cost	% of Total
D	**Direct Costs**				
	Productive Labor & Benefits (0.75 of 2022-23 Salary & MFB)		$	3,146	36.02%
	Leave & Non-Productive Time (0.25 of FY 2022-23 Salary & MFB)		$	1,049	12.01%
	Space Rental Equivalent		$	-	0.00%
	Materials & Supplies		$	-	0.00%
	Other (Please Describe on Worksheet)		$	-	0.00%
E	**Indirect Costs**	**Rate**			
	Departmental Overhead	108.19%	$	4,539	51.97%
	Central Services Overhead	0.00%	$	-	0.00%
F	**FY 2022-23 Direct & Indirect Costs**		$	8,734	100.00%

J	**FY 2022-23 Estimated Revenue [(1) x A]:**	$ 7,247.49
K	**FY 2021-22 Estimated Revenue [(2) x A]:**	$ 7,018.68
L	**FY 2022-23 Estimated Revenue Increase/Decrease Based on Proposed Fee [J - K]:**	$ 228.81

Worksheet 21-22

Estimated Costs Worksheet FY 2021-22

Direct Costs

Labor and Benefits

Please use the worksheet below to list all job classes necessary to support the services provided. Add rows if necessary.

Please also provide a description of the work and the estimated hours for each job class required to perform each unit of service

JobClass	Job Class Title	Description of Work	Hours per Unit of Service
5203	Assistant Engineer	Permit review and issuance	4.00
6230	Street Inspector	Inspection	3.00
1632	Sr. Account Clerk	Process Payment	0.25
5203	Assistant Engineer	ISCOTT Referral and Meeting	3.00

Please fill out the Salary and Benefits Amount per FTE column

Job Class	Job Class Title	Salary and Benefits Amount per FTE	Hours Worked	Hourly Rate	Salary and Benefits Amount
5203	Assistant Engineer	$183,618.86	20.0	$88.28	$1,765.57
6230	Street Inspector	$143,235.86	15.0	$68.86	$1,032.95
1632	Sr. Account Clerk	$120,375.37	1.3	$57.87	$72.34
5203	Assistant Engineer	$183,618.86	15.0	$88.28	$1,324.17
				Total:	**$4,195.03**

Space Rental Equivalent

Please list and describe the costs of space/facility rental necessary to support the services provided. Add rows as necessary. Ensure that the 'Total' includes the sum of all rows with cost information.

	Cost	**Description**
1		
2		
3		
Total:	**$0.00**	

Materials and Supplies

Please list and describe the costs of space/facility rental necessary to support the services provided. Add rows as necessary. Ensure that the 'Total' includes the sum of all rows with cost information.

	Cost	**Description**
1		
2		
3		
Total:	**$0.00**	

Other Costs

Please list and describe the costs of space/facility rental necessary to support the services provided. Add rows as necessary. Ensure that the 'Total' includes the sum of all rows with cost information.

	Cost	**Description**
1		
2		
3		
Total:	**$0.00**	

Indirect Costs

Rate	Source
108.2%	Please provide supporting documentation for how Departmental overhead rate was derived.

Worksheet 22-23

Estimated Costs Worksheet FY 2022-23

Direct Costs

Labor and Benefits

Please use the worksheet below to list all job classes necessary to support the services provided. Add rows if necessary.

Please also provide a description of the work and the estimated hours for each job class required to perform each unit of service

JobClass	Job Class Title	Description of Work	Hours per Unit of Service
5203	Assistant Engineer	Permit review and issuance	4.00
6230	Street Inspector	Inspection	3.00
1632	Sr. Account Clerk	Process Payment	0.25
5203	Assistant Engineer	ISCOTT Referral and Meeting	3.00

Please fill out the Salary and Benefits Amount per FTE column

Job Class	Job Class Title	Salary and Benefits Amount per FTE	Hours Worked	Hourly Rate	Salary and Benefits Amount
5203	Assistant Engineer	$183,618.86	20.0	$88.28	$1,765.57
6230	Street Inspector	$143,235.86	15.0	$68.86	$1,032.95
1632	Sr. Account Clerk	$120,375.37	1.3	$57.87	$72.34
5203	Assistant Engineer	$183,618.86	15.0	$88.28	$1,324.17
				Total:	**$4,195.03**

Space Rental Equivalent

Please list and describe the costs of space/facility rental necessary to support the services provided. Add rows as necessary. Ensure that the 'Total' includes the sum of all rows with cost information.

	Cost	**Description**
1		
2		
3		
Total:	**$0.00**	

Materials and Supplies

Please list and describe the costs of space/facility rental necessary to support the services provided. Add rows as necessary. Ensure that the 'Total' includes the sum of all rows with cost information.

	Cost	**Description**
1		
2		
3		
Total:	**$0.00**	

Other Costs

Please list and describe the costs of space/facility rental necessary to support the services provided. Add rows as necessary. Ensure that the 'Total' includes the sum of all rows with cost information.

	Cost	**Description**
1		
2		
3		
Total:	**$0.00**	

Indirect Costs

Rate	**Source**
	Please provide supporting documentation for how Departmental overhead rate was derived.

Budget Form 2C: Fee Cost Recovery

PLEASE FILL OUT HIGHLIGHTED AREAS AND PROVIDE A DETAILED DESCRIPTION OF THE SERVICE

DEPARTMENT: Public Works

Fee Name: Parking Plan Administrative Fees - Permit

	Numeric Code	Title
PS Department of Proposed Revenue:	207957	DPW BSM Budgetary
PS Fund of Proposed Revenue:	10000	GF Annual Account Ctrl
PS Authority of Proposed Revenue:	10000	Operating
PS Project of Proposed Revenue:	10029978	PW-BSM Street-Use Mgmt
PS Activity of Proposed Revenue:	0001	Permits and Street Inspections
PS Account of Proposed Revenue:	461122	Parking Plan Administrative Fee

Fee Status (New/Modified): Continuing
Fee Status (New/Modified): Continuing

Department Providing Service: San Francisco Public Works
Fee Administrator: Bernard Tse
Code Authorization/
Proposed Fee Ordinance/File No: SFPWC, Article 15, Sec. 724

Proposed Fee (FY 2022-23):	**$ 159.65**	**(1)**
Proposed Fee (FY 2021-22):	**$ 154.61**	**(2)**
Current Fee (FY 2020-21):	**$ 152.00**	**(3)**

Detailed Service Description:
Please provide description of service

Proposed Fee (FY 2022-23):	$ 159.65	**FY 2022-23 Proposed Fee Increase/Decrease:**	$ 5.04
Proposed Fee (FY 2021-22):	$ 154.61	**FY 2022-23 % Proposed Fee Change from FY 2020-21 Fee:**	3.26%
Current Fee (FY 2020-21):	$ 152.00	**FY 2021-22 Proposed Fee Increase/Decrease:**	$ 2.61
		FY 2021-22 % Proposed Fee Change from Current Fee:	1.72%
Fee Prior to Current:	$ 147.00	**Fiscal Year of Prior Fee Change:**	2019-2020
Current Fee Increase/Decrease from Prior Fee:	$ 5.00	**% Current Fee Change from Prior Fee:**	3.40%

FY2021-22

ESTIMATED REVENUE DERIVED FROM SERVICE

A	**Quantity Estimated (# of Units of Service Provided)**	**1,500**
B	**Fee per Unit (*Proposed*)**	**$ 155**
C	**FY 2021-22 Revenue Budgeted (A x B)**	**$ 231,922**

ESTIMATED COSTS TO PROVIDE SERVICE - USE WORKSHEET 21-22, BELOW

		Rate		FY 2021-22 Estimated Cost	% of Total
D	**Direct Costs**				
	Productive Labor & Benefits (0.75 of 2021-22 Salary & MFB)		$	48,516	36.02%
	Leave & Non-Productive Time (0.25 of FY 2021-22 Salary & MFB)		$	16,172	12.01%
	Space Rental Equivalent		$	-	0.00%
	Materials & Supplies		$	-	0.00%
	Other (Please Describe on Worksheet)		$	-	0.00%
E	**Indirect Costs**	**Rate**			
	Departmental Overhead	108.19%	$	69,986	51.97%
	Central Services Overhead	0.00%	$	-	0.00%
F	**FY 2021-22 Direct & Indirect Costs**		**$**	**134,675**	**100.00%**

G	**FY 2021-22 Revenue Recovery Rate (C/F):**	**172.21%**
H	**Required Fee For 100% Cost Recovery (F/A)**	**$ 89.78**
I	**Over (+) or Under (-) 100% Cost Recovery (B-H)**	**$64.83**
J	**FY 2020-21 Estimated Revenue [(2) x A]:**	**$ 231,921.60**
K	**FY 2019-20 Estimated Revenue [(3) x A]:**	**$ 228,000.00**
L	**FY 2010-21 Estimated Revenue Increase/Decrease Based on Proposed Fee [J -K]:**	**$ 3,921.60**

FY2022-23

ESTIMATED REVENUE DERIVED FROM SERVICE

A	**Quantity Estimated (# of Units of Service Provided)**	**1,500**
B	**Fee per Unit (*Proposed*)**	**$ 160**
C	**FY 2021-22 Revenue Budgeted (A x B)**	**$ 239,482**

ESTIMATED COSTS TO PROVIDE SERVICE - USE WORKSHEET 22-23, BELOW

		Rate		FY 2021-22 Estimated Cost	% of Total
D	**Direct Costs**				
	Productive Labor & Benefits (0.75 of 2022-23 Salary & MFB)		$	48,516	36.02%
	Leave & Non-Productive Time (0.25 of FY 2022-23 Salary & MFB)		$	16,172	12.01%
	Space Rental Equivalent		$	-	0.00%
	Materials & Supplies		$	-	0.00%
	Other (Please Describe on Worksheet)		$	-	0.00%
E	**Indirect Costs**	**Rate**			
	Departmental Overhead	108.19%	$	69,986	51.97%
	Central Services Overhead	0.00%	$	-	0.00%
F	**FY 2022-23 Direct & Indirect Costs**		**$**	**134,675**	**100.00%**

G	**FY 2022-23 Revenue Recovery Rate (C/F):**	**177.82%**
H	**Required Fee For 100% Cost Recovery (F/A):**	**$ 89.78**
I	**Over (+) or Under (-) 100% Cost Recovery (B-H):**	**$69.87**
J	**FY 2022-23 Estimated Revenue [(1) x A]:**	**$ 239,482.24**
K	**FY 2021-22 Estimated Revenue [(2) x A]:**	**$ 231,921.60**
L	**FY 2022-23 Estimated Revenue Increase/Decrease Based on Proposed Fee [J - K]:**	**$ 7,560.64**

Worksheet 21-22

Estimated Costs Worksheet FY 2021-22

Direct Costs

Labor and Benefits

Please use the worksheet below to list all job classes necessary to support the services provided. Add rows if necessary.

Please also provide a description of the work and the estimated hours for each job class required to perform each unit of service

JobClass	Job Class Title	Description of Work	Hours per Unit of Service
1820	Jr Adminstrative Analyst	Permit review and issuance	0.50
1632	Sr. Account Clerk	Process Payment	0.25

Please fill out the Salary and Benefits Amount per FTE column

Job Class	Job Class Title	Salary and Benefits Amount per FTE	Hours Worked	Hourly Rate	Salary and Benefits Amount
1820	Jr Adminstrative Analyst	$119,214.94	750.0	$57.31	$42,986.16
0	0		0.0	$0.00	$0.00
1632	Sr. Account Clerk	$120,375.37	375.0	$57.87	$21,702.29
0	0		0.0	$0.00	$0.00
				Total:	**$64,688.45**

Space Rental Equivalent

Please list and describe the costs of space/facility rental necessary to support the services provided. Add rows as necessary. Ensure that the 'Total' includes the sum of all rows with cost information.

	Cost	**Description**
1		
2		
3		
Total:	**$0.00**	

Materials and Supplies

Please list and describe the costs of space/facility rental necessary to support the services provided. Add rows as necessary. Ensure that the 'Total' includes the sum of all rows with cost information.

	Cost	**Description**
1		
2		
3		
Total:	**$0.00**	

Other Costs

Please list and describe the costs of space/facility rental necessary to support the services provided. Add rows as necessary. Ensure that the 'Total' includes the sum of all rows with cost information.

	Cost	**Description**
1		
2		
3		
Total:	**$0.00**	

Indirect Costs

Rate	**Source**
108.2%	Please provide supporting documentation for how Departmental overhead rate was derived.

Worksheet 22-23

Estimated Costs Worksheet FY 2022-23

Direct Costs

Labor and Benefits

Please use the worksheet below to list all job classes necessary to support the services provided. Add rows if necessary.

Please also provide a description of the work and the estimated hours for each job class required to perform each unit of service

JobClass	Job Class Title	Description of Work	Hours per Unit of Service
1820	Jr Adminstrative Analyst	Permit review and issuance	0.50
0	0	0	-
1632	Sr. Account Clerk	Process Payment	0.25
0	0	0	-

Please fill out the Salary and Benefits Amount per FTE column

Job Class	Job Class Title	Salary and Benefits Amount per FTE	Hours Worked	Hourly Rate	Salary and Benefits Amount
1820	Jr Adminstrative Analyst	$119,214.94	750.0	$57.31	$42,986.16
0	0	$0.00	0.0	$0.00	$0.00
1632	Sr. Account Clerk	$120,375.37	375.0	$57.87	$21,702.29
0	0	$0.00	0.0	$0.00	$0.00
				Total:	**$64,688.45**

Space Rental Equivalent

Please list and describe the costs of space/facility rental necessary to support the services provided. Add rows as necessary. Ensure that the 'Total' includes the sum of all rows with cost information.

	Cost	**Description**
1		
2		
3		
Total:	**$0.00**	

Materials and Supplies

Please list and describe the costs of space/facility rental necessary to support the services provided. Add rows as necessary. Ensure that the 'Total' includes the sum of all rows with cost information.

	Cost	**Description**
1		
2		
3		
Total:	**$0.00**	

Other Costs

Please list and describe the costs of space/facility rental necessary to support the services provided. Add rows as necessary. Ensure that the 'Total' includes the sum of all rows with cost information.

	Cost	**Description**
1		
2		
3		
Total:	**$0.00**	

Indirect Costs

Rate	**Source**
	Please provide supporting documentation for how Departmental overhead rate was derived.

Budget Form 2C: Fee Cost Recovery

PLEASE FILL OUT HIGHLIGHTED AREAS AND PROVIDE A DETAILED DESCRIPTION OF THE SERVICE

DEPARTMENT: Public Works

Fee Name: Parking Plan Inspection Fees - St Space

	Numeric Code	Title
PS Department of Proposed Revenue:	207957	DPW BSM Budgetary
PS Fund of Proposed Revenue:	10000	GF Annual Account Ctrl
PS Authority of Proposed Revenue:	10000	Operating
PS Project of Proposed Revenue:	10029978	PW-BSM Street-Use Mgmt
PS Activity of Proposed Revenue:	0001	Permits and Street Inspections
PS Account of Proposed Revenue:	461123	Parking Plan Inspection Fees

Fee Status (New/Modified): Continuing
Fee Status (New/Modified): Continuing

Department Providing Service: San Francisco Public Works
Fee Administrator: Bernard Tse
Code Authorization/
Proposed Fee Ordinance/File No: SFPWC, Article 15, Sec. 724

Proposed Fee (FY 2022-23):	**$ 532.53**	**(1)**
Proposed Fee (FY 2021-22):	**$ 515.72**	**(2)**
Current Fee (FY 2020-21):	**$ 507.00**	**(3)**

Detailed Service Description:

Please provide description of service

Proposed Fee (FY 2022-23):	$ 532.53	**FY 2022-23 Proposed Fee Increase/Decrease:**	$ 16.81
Proposed Fee (FY 2021-22):	$ 515.72	**FY 2022-23 % Proposed Fee Change from FY 2020-21 Fee:**	3.26%
Current Fee (FY 2020-21):	$ 507.00	**FY 2021-22 Proposed Fee Increase/Decrease:**	$ 8.72
		FY 2021-22 % Proposed Fee Change from Current Fee:	1.72%
Fee Prior to Current:	$ 491.00	**Fiscal Year of Prior Fee Change:**	2019-2020
Current Fee Increase/Decrease from Prior Fee:	$ 16.00	**% Current Fee Change from Prior Fee:**	3.26%

FY2021-22

ESTIMATED REVENUE DERIVED FROM SERVICE

A	**Quantity Estimated (# of Units of Service Provided)**	**1,500**
B	**Fee per Unit (*Proposed*)**	**$ 516**
C	**FY 2021-22 Revenue Budgeted (A x B)**	**$ 773,581**

ESTIMATED COSTS TO PROVIDE SERVICE - USE WORKSHEET 21-22, BELOW

		Rate		FY 2021-22 Estimated Cost	% of Total
D	**Direct Costs**				
	Productive Labor & Benefits (0.75 of 2021-22 Salary & MFB)		$	77,471	36.02%
	Leave & Non-Productive Time (0.25 of FY 2021-22 Salary & MFB)		$	25,824	12.01%
	Space Rental Equivalent		$	-	0.00%
	Materials & Supplies		$	-	0.00%
	Other (Please Describe on Worksheet)		$	-	0.00%
E	**Indirect Costs**	**Rate**			
	Departmental Overhead	108.19%	$	111,755	51.97%
	Central Services Overhead	0.00%	$	-	0.00%
F	**FY 2021-22 Direct & Indirect Costs**		**$**	**215,050**	**100.00%**

G	**FY 2021-22 Revenue Recovery Rate (C/F):**	**359.72%**
H	**Required Fee For 100% Cost Recovery (F/A)**	**$ 143.37**
I	**Over (+) or Under (-) 100% Cost Recovery (B-H)**	**$372.35**

J	**FY 2020-21 Estimated Revenue [(2) x A]:**	**$ 773,580.60**
K	**FY 2019-20 Estimated Revenue [(3) x A]:**	**$ 760,500.00**
L	**FY 2010-21 Estimated Revenue Increase/Decrease Based on Proposed Fee [J -K]:**	**$ 13,080.60**

FY2022-23

ESTIMATED REVENUE DERIVED FROM SERVICE

A	**Quantity Estimated (# of Units of Service Provided)**	**1,500**
B	**Fee per Unit (*Proposed*)**	**$ 533**
C	**FY 2021-22 Revenue Budgeted (A x B)**	**$ 798,799**

ESTIMATED COSTS TO PROVIDE SERVICE - USE WORKSHEET 22-23, BELOW

		Rate		FY 2021-22 Estimated Cost	% of Total
D	**Direct Costs**				
	Productive Labor & Benefits (0.75 of 2022-23 Salary & MFB)		$	77,471	36.02%
	Leave & Non-Productive Time (0.25 of FY 2022-23 Salary & MFB)		$	25,824	12.01%
	Space Rental Equivalent		$	-	0.00%
	Materials & Supplies		$	-	0.00%
	Other (Please Describe on Worksheet)		$	-	0.00%
E	**Indirect Costs**	**Rate**			
	Departmental Overhead	108.19%	$	111,755	51.97%
	Central Services Overhead	0.00%	$	-	0.00%
F	**FY 2022-23 Direct & Indirect Costs**		**$**	**215,050**	**100.00%**

G	**FY 2022-23 Revenue Recovery Rate (C/F):**	**371.45%**
H	**Required Fee For 100% Cost Recovery (F/A):**	**$ 143.37**
I	**Over (+) or Under (-) 100% Cost Recovery (B-H):**	**$389.17**

J	**FY 2022-23 Estimated Revenue [(1) x A]:**	**$ 798,799.33**
K	**FY 2021-22 Estimated Revenue [(2) x A]:**	**$ 773,580.60**
L	**FY 2022-23 Estimated Revenue Increase/Decrease Based on Proposed Fee [J - K]:**	**$ 25,218.73**

Worksheet 21-22

Estimated Costs Worksheet FY 2021-22

Direct Costs

Labor and Benefits

Please use the worksheet below to list all job classes necessary to support the services provided. Add rows if necessary.

Please also provide a description of the work and the estimated hours for each job class required to perform each unit of service

JobClass	Job Class Title	Description of Work	Hours per Unit of Service
6230	Street Inspector	Inspection	1.00

Please fill out the Salary and Benefits Amount per FTE column

Job Class	Job Class Title	Salary and Benefits Amount per FTE	Hours Worked	Hourly Rate	Salary and Benefits Amount
0	0	$119,214.94	0.0	$57.31	$0.00
6230	Street Inspector	$143,235.86	1500.0	$68.86	$103,295.09
0	0	$120,375.37	0.0	$57.87	$0.00
0	0		0.0	$0.00	$0.00
				Total:	**$103,295.09**

Space Rental Equivalent

Please list and describe the costs of space/facility rental necessary to support the services provided. Add rows as necessary. Ensure that the 'Total' includes the sum of all rows with cost information.

	Cost	Description
1		
2		
3		
Total:	**$0.00**	

Materials and Supplies

Please list and describe the costs of space/facility rental necessary to support the services provided. Add rows as necessary. Ensure that the 'Total' includes the sum of all rows with cost information.

	Cost	Description
1		
2		
3		
Total:	**$0.00**	

Other Costs

Please list and describe the costs of space/facility rental necessary to support the services provided. Add rows as necessary. Ensure that the 'Total' includes the sum of all rows with cost information.

	Cost	Description
1		
2		
3		
Total:	**$0.00**	

Indirect Costs

Rate	Source
108.2%	Please provide supporting documentation for how Departmental overhead rate was derived.

Worksheet 22-23

Estimated Costs Worksheet FY 2022-23

Direct Costs

Labor and Benefits

Please use the worksheet below to list all job classes necessary to support the services provided. Add rows if necessary.

Please also provide a description of the work and the estimated hours for each job class required to perform each unit of service

JobClass	Job Class Title	Description of Work	Hours per Unit of Service
0	0	0	-
6230	Street Inspector	Inspection	1.00
0	0	0	-
0	0	0	-

Please fill out the Salary and Benefits Amount per FTE column

Job Class	Job Class Title	Salary and Benefits Amount per FTE	Hours Worked	Hourly Rate	Salary and Benefits Amount
0	0	$119,214.94	0.0	$57.31	$0.00
6230	Street Inspector	$143,235.86	1500.0	$68.86	$103,295.09
0	0	$120,375.37	0.0	$57.87	$0.00
0	0	$0.00	0.0	$0.00	$0.00
				Total:	**$103,295.09**

Space Rental Equivalent

Please list and describe the costs of space/facility rental necessary to support the services provided. Add rows as necessary. Ensure that the 'Total' includes the sum of all rows with cost information.

	Cost	**Description**
1		
2		
3		

Total: **$0.00**

Materials and Supplies

Please list and describe the costs of space/facility rental necessary to support the services provided. Add rows as necessary. Ensure that the 'Total' includes the sum of all rows with cost information.

	Cost	**Description**
1		
2		
3		

Total: **$0.00**

Other Costs

Please list and describe the costs of space/facility rental necessary to support the services provided. Add rows as necessary. Ensure that the 'Total' includes the sum of all rows with cost information.

	Cost	**Description**
1		
2		
3		

Total: **$0.00**

Indirect Costs

Rate	**Source**
	Please provide supporting documentation for how Departmental overhead rate was derived.

Budget Form 2C: Fee Cost Recovery

PLEASE FILL OUT HIGHLIGHTED AREAS AND PROVIDE A DETAILED DESCRIPTION OF THE SERVICE

DEPARTMENT: Public Works

Fee Name: Parklets' Permit - New Fees

	Numeric Code	Title
PS Department of Proposed Revenue:	207957	DPW BSM Budgetary
PS Fund of Proposed Revenue:	10000	GF Annual Account Ctrl
PS Authority of Proposed Revenue:	10000	Operating
PS Project of Proposed Revenue:	10029978	PW-BSM Street-Use Mgmt
PS Activity of Proposed Revenue:	0001	Permits and Street Inspections
PS Account of Proposed Revenue:	460500	Parklets' Permit Fee

Fee Status (New/Modified): Continuing
Fee Status (New/Modified): Continuing

Department Providing Service: San Francisco Public Works
Fee Administrator: Bernard Tse
Code Authorization/
Proposed Fee Ordinance/File No: SFPWC Article 5.3

Proposed Fee (FY 2022-23): $ 321.41 (1)
Proposed Fee (FY 2021-22): $ 311.26 (2)
Current Fee (FY 2020-21): $ - (3)

Detailed Service Description:
Please provide description of service

Proposed Fee (FY 2022-23):	$ 321.41	**FY 2022-23 Proposed Fee Increase/Decrease:**	$ 10.15
Proposed Fee (FY 2021-22):	$ 311.26	**FY 2022-23 % Proposed Fee Change from FY 2020-21 Fee:**	3.26%
Current Fee (FY 2020-21):	$ -	**FY 2021-22 Proposed Fee Increase/Decrease:**	$ 311.26
		FY 2021-22 % Proposed Fee Change from Current Fee:	#DIV/0!
Fee Prior to Current:	$ 296.00	**Fiscal Year of Prior Fee Change:**	2019-2020
Current Fee Increase/Decrease from Prior Fee:	$ (296.00)	**% Current Fee Change from Prior Fee:**	-100.00%

FY2021-22

ESTIMATED REVENUE DERIVED FROM SERVICE

A	**Quantity Estimated (# of Units of Service Provided)**	5
B	**Fee per Unit (*Proposed*)**	$ 311
C	**FY 2021-22 Revenue Budgeted (A x B)**	$ 1,556

ESTIMATED COSTS TO PROVIDE SERVICE - USE WORKSHEET 21-22, BELOW

		Rate		FY 2021-22 Estimated Cost	% of Total
D	**Direct Costs**				
	Productive Labor & Benefits (0.75 of 2021-22 Salary & MFB)		$	4,293	36.02%
	Leave & Non-Productive Time (0.25 of FY 2021-22 Salary & MFB)		$	1,431	12.01%
	Space Rental Equivalent		$	-	0.00%
	Materials & Supplies		$	-	0.00%
	Other (Please Describe on Worksheet)		$	-	0.00%
E	**Indirect Costs**	**Rate**			
	Departmental Overhead	108.19%	$	6,192	51.97%
	Central Services Overhead	0.00%	$	-	0.00%
F	**FY 2021-22 Direct & Indirect Costs**		$	11,916	100.00%

G	**FY 2021-22 Revenue Recovery Rate (C/F):**	13.06%
H	**Required Fee For 100% Cost Recovery (F/A)**	$ 2,383.19
I	**Over (+) or Under (-) 100% Cost Recovery (B-H)**	($2,071.92)
J	**FY 2020-21 Estimated Revenue [(2) x A]:**	$ 1,556.32
K	**FY 2019-20 Estimated Revenue [(3) x A]:**	$ -
L	**FY 2010-21 Estimated Revenue Increase/Decrease Based on Proposed Fee [J -K]:**	$ 1,556.32

FY2022-23

ESTIMATED REVENUE DERIVED FROM SERVICE

A	**Quantity Estimated (# of Units of Service Provided)**	5
B	**Fee per Unit (*Proposed*)**	$ 321
C	**FY 2021-22 Revenue Budgeted (A x B)**	$ 1,607

ESTIMATED COSTS TO PROVIDE SERVICE - USE WORKSHEET 22-23, BELOW

		Rate		FY 2021-22 Estimated Cost	% of Total
D	**Direct Costs**				
	Productive Labor & Benefits (0.75 of 2022-23 Salary & MFB)		$	4,293	36.02%
	Leave & Non-Productive Time (0.25 of FY 2022-23 Salary & MFB)		$	1,431	12.01%
	Space Rental Equivalent		$	-	0.00%
	Materials & Supplies		$	-	0.00%
	Other (Please Describe on Worksheet)		$	-	0.00%
E	**Indirect Costs**	**Rate**			
	Departmental Overhead	108.19%	$	6,192	51.97%
	Central Services Overhead	0.00%	$	-	0.00%
F	**FY 2022-23 Direct & Indirect Costs**		$	11,916	100.00%

G	**FY 2022-23 Revenue Recovery Rate (C/F):**	13.49%
H	**Required Fee For 100% Cost Recovery (F/A):**	$ 2,383.19
I	**Over (+) or Under (-) 100% Cost Recovery (B-H):**	($2,061.78)
J	**FY 2022-23 Estimated Revenue [(1) x A]:**	$ 1,607.05
K	**FY 2021-22 Estimated Revenue [(2) x A]:**	$ 1,556.32
L	**FY 2022-23 Estimated Revenue Increase/Decrease Based on Proposed Fee [J - K]:**	$ 50.74

Worksheet 21-22

Estimated Costs Worksheet FY 2021-22

Direct Costs

Labor and Benefits

Please use the worksheet below to list all job classes necessary to support the services provided. Add rows if necessary.

Please also provide a description of the work and the estimated hours for each job class required to perform each unit of service

JobClass	Job Class Title	Description of Work	Hours per Unit of Service
1822	Adminstrative Analyst	Permit review, referral, hearing and issuance	6.00
6230	Street Inspector	Inspection, maintenance, inspection	6.00
1632	Sr. Account Clerk	Process Payment	0.25
5203	Assistant Engineer	Technical Review	3.00

Please fill out the Salary and Benefits Amount per FTE column

Job Class	Job Class Title	Salary and Benefits Amount per FTE	Hours Worked	Hourly Rate	Salary and Benefits Amount
1822	Adminstrative Analyst	$156,774.22	30.0	$75.37	$2,261.17
6230	Street Inspector	$143,235.86	30.0	$68.86	$2,065.90
1632	Sr. Account Clerk	$120,375.37	1.3	$57.87	$72.34
5203	Assistant Engineer	$183,618.86	15.0	$88.28	$1,324.17
				Total:	**$5,723.58**

Space Rental Equivalent

Please list and describe the costs of space/facility rental necessary to support the services provided. Add rows as necessary. Ensure that the 'Total' includes the sum of all rows with cost information.

	Cost	**Description**
1		
2		
3		
Total:	**$0.00**	

Materials and Supplies

Please list and describe the costs of space/facility rental necessary to support the services provided. Add rows as necessary. Ensure that the 'Total' includes the sum of all rows with cost information.

	Cost	**Description**
1		
2		
3		
Total:	**$0.00**	

Other Costs

Please list and describe the costs of space/facility rental necessary to support the services provided. Add rows as necessary. Ensure that the 'Total' includes the sum of all rows with cost information.

	Cost	**Description**
1		
2		
3		
Total:	**$0.00**	

Indirect Costs

Rate	Source
108.2%	Please provide supporting documentation for how Departmental overhead rate was derived.

Worksheet 22-23

Estimated Costs Worksheet FY 2022-23

Direct Costs

Labor and Benefits

Please use the worksheet below to list all job classes necessary to support the services provided. Add rows if necessary.

Please also provide a description of the work and the estimated hours for each job class required to perform each unit of service

JobClass	Job Class Title	Description of Work	Hours per Unit of Service
1822	Adminstrative Analyst	Permit review, referral, hearing and issuance	6.00
6230	Street Inspector	Inspection, maintenance, inspection	6.00
1632	Sr. Account Clerk	Process Payment	0.25
5203	Assistant Engineer	Technical Review	3.00

Please fill out the Salary and Benefits Amount per FTE column

Job Class	Job Class Title	Salary and Benefits Amount per FTE	Hours Worked	Hourly Rate	Salary and Benefits Amount
1822	Adminstrative Analyst	$156,774.22	30.0	$75.37	$2,261.17
6230	Street Inspector	$143,235.86	30.0	$68.86	$2,065.90
1632	Sr. Account Clerk	$120,375.37	1.3	$57.87	$72.34
5203	Assistant Engineer	$183,618.86	15.0	$88.28	$1,324.17
				Total:	**$5,723.58**

Space Rental Equivalent

Please list and describe the costs of space/facility rental necessary to support the services provided. Add rows as necessary. Ensure that the 'Total' includes the sum of all rows with cost information.

	Cost	**Description**
1		
2		
3		
Total:	**$0.00**	

Materials and Supplies

Please list and describe the costs of space/facility rental necessary to support the services provided. Add rows as necessary. Ensure that the 'Total' includes the sum of all rows with cost information.

	Cost	**Description**
1		
2		
3		
Total:	**$0.00**	

Other Costs

Please list and describe the costs of space/facility rental necessary to support the services provided. Add rows as necessary. Ensure that the 'Total' includes the sum of all rows with cost information.

	Cost	**Description**
1		
2		
3		
Total:	**$0.00**	

Indirect Costs

Rate	**Source**
	Please provide supporting documentation for how Departmental overhead rate was derived.

Budget Form 2C: Fee Cost Recovery

PLEASE FILL OUT HIGHLIGHTED AREAS AND PROVIDE A DETAILED DESCRIPTION OF THE SERVICE

DEPARTMENT: Public Works

Fee Name: Parklets' Permit - Existing Fees

	Numeric Code	Title
PS Department of Proposed Revenue:	207957	DPW BSM Budgetary
PS Fund of Proposed Revenue:	10000	GF Annual Account Ctrl
PS Authority of Proposed Revenue:	10000	Operating
PS Project of Proposed Revenue:	10029978	PW-BSM Street-Use Mgmt
PS Activity of Proposed Revenue:	0001	Permits and Street Inspections
PS Account of Proposed Revenue:	460500	Parklets' Permit Fee

Fee Status (New/Modified): Continuing
Fee Status (New/Modified): Continuing

Department Providing Service: San Francisco Public Works
Fee Administrator: Bernard Tse
Code Authorization/
Proposed Fee Ordinance/File No: SFPWC Article 5.3

Proposed Fee (FY 2022-23):	**$ 321.41**	**(1)**
Proposed Fee (FY 2021-22):	**$ 311.26**	**(2)**
Current Fee (FY 2020-21):	**$ -**	**(3)**

Detailed Service Description:
Please provide description of service

Proposed Fee (FY 2022-23):	$	321.41
Proposed Fee (FY 2021-22):	$	311.26
Current Fee (FY 2020-21):	$	-

FY 2022-23 Proposed Fee Increase/Decrease:	$ 10.15
FY 2022-23 % Proposed Fee Change from FY 2020-21 Fee:	3.26%
FY 2021-22 Proposed Fee Increase/Decrease:	$ 311.26
FY 2021-22 % Proposed Fee Change from Current Fee:	#DIV/0!

Fee Prior to Current:	$	296.00
Current Fee Increase/Decrease from Prior Fee:	$	(296.00)

Fiscal Year of Prior Fee Change: 2019-2020
% Current Fee Change from Prior Fee: -100.00%

FY2021-22

ESTIMATED REVENUE DERIVED FROM SERVICE

A	**Quantity Estimated (# of Units of Service Provided)**	**46**
B	**Fee per Unit (*Proposed*)**	**$ 311**
C	**FY 2021-22 Revenue Budgeted (A x B)**	**$ 14,318**

ESTIMATED COSTS TO PROVIDE SERVICE - USE WORKSHEET 21-22, BELOW

		Rate		FY 2021-22 Estimated Cost	% of Total
D	**Direct Costs**				
	Productive Labor & Benefits (0.75 of 2021-22 Salary & MFB)		$	15,203	36.02%
	Leave & Non-Productive Time (0.25 of FY 2021-22 Salary & MFB)		$	5,068	12.01%
	Space Rental Equivalent		$	-	0.00%
	Materials & Supplies		$	-	0.00%
	Other (Please Describe on Worksheet)		$	-	0.00%
E	**Indirect Costs**	**Rate**			
	Departmental Overhead	108.19%	$	21,931	51.97%
	Central Services Overhead	0.00%	$	-	0.00%
F	**FY 2021-22 Direct & Indirect Costs**		**$**	**42,201**	**100.00%**

G	**FY 2021-22 Revenue Recovery Rate (C/F):**	**33.93%**
H	**Required Fee For 100% Cost Recovery (F/A)**	**$ 917.42**
I	**Over (+) or Under (-) 100% Cost Recovery (B-H)**	**($606.16)**

J	**FY 2020-21 Estimated Revenue [(2) x A]:**	**$ 14,318.11**
K	**FY 2019-20 Estimated Revenue [(3) x A]:**	**$ -**
L	**FY 2010-21 Estimated Revenue Increase/Decrease Based on Proposed Fee [J -K]:**	**$ 14,318.11**

FY2022-23

ESTIMATED REVENUE DERIVED FROM SERVICE

A	**Quantity Estimated (# of Units of Service Provided)**	**46**
B	**Fee per Unit (*Proposed*)**	**$ 321**
C	**FY 2021-22 Revenue Budgeted (A x B)**	**$ 14,785**

ESTIMATED COSTS TO PROVIDE SERVICE - USE WORKSHEET 22-23, BELOW

		Rate		FY 2021-22 Estimated Cost	% of Total
D	**Direct Costs**				
	Productive Labor & Benefits (0.75 of 2022-23 Salary & MFB)		$	15,203	36.02%
	Leave & Non-Productive Time (0.25 of FY 2022-23 Salary & MFB)		$	5,068	12.01%
	Space Rental Equivalent		$	-	0.00%
	Materials & Supplies		$	-	0.00%
	Other (Please Describe on Worksheet)		$	-	0.00%
E	**Indirect Costs**	**Rate**			
	Departmental Overhead	108.19%	$	21,931	51.97%
	Central Services Overhead	0.00%	$	-	0.00%
F	**FY 2022-23 Direct & Indirect Costs**		**$**	**42,201**	**100.00%**

G	**FY 2022-23 Revenue Recovery Rate (C/F):**	**35.03%**
H	**Required Fee For 100% Cost Recovery (F/A):**	**$ 917.42**
I	**Over (+) or Under (-) 100% Cost Recovery (B-H):**	**($596.01)**

J	**FY 2022-23 Estimated Revenue [(1) x A]:**	**$ 14,784.88**
K	**FY 2021-22 Estimated Revenue [(2) x A]:**	**$ 14,318.11**
L	**FY 2022-23 Estimated Revenue Increase/Decrease Based on Proposed Fee [J - K]:**	**$ 466.77**

Worksheet 21-22

Estimated Costs Worksheet FY 2021-22

Direct Costs

Labor and Benefits

Please use the worksheet below to list all job classes necessary to support the services provided. Add rows if necessary.

Please also provide a description of the work and the estimated hours for each job class required to perform each unit of service

JobClass	Job Class Title	Description of Work	Hours per Unit of Service
1822	Adminstrative Analyst	Permit review and issuance	2.00
6230	Street Inspector	Inspection, maintenance, inspection	4.00
1632	Sr. Account Clerk	Process Payment	0.25

Please fill out the Salary and Benefits Amount per FTE column

Job Class	Job Class Title	Salary and Benefits Amount per FTE	Hours Worked	Hourly Rate	Salary and Benefits Amount
1822	Adminstrative Analyst	$156,774.22	92.0	$75.37	$6,934.24
6230	Street Inspector	$143,235.86	184.0	$68.86	$12,670.86
1632	Sr. Account Clerk	$120,375.37	11.5	$57.87	$665.54
0	0		0.0	$0.00	$0.00
				Total:	**$20,270.65**

Space Rental Equivalent

Please list and describe the costs of space/facility rental necessary to support the services provided. Add rows as necessary. Ensure that the 'Total' includes the sum of all rows with cost information.

	Cost	**Description**
1		
2		
3		
Total:	**$0.00**	

Materials and Supplies

Please list and describe the costs of space/facility rental necessary to support the services provided. Add rows as necessary. Ensure that the 'Total' includes the sum of all rows with cost information.

	Cost	**Description**
1		
2		
3		
Total:	**$0.00**	

Other Costs

Please list and describe the costs of space/facility rental necessary to support the services provided. Add rows as necessary. Ensure that the 'Total' includes the sum of all rows with cost information.

	Cost	**Description**
1		
2		
3		
Total:	**$0.00**	

Indirect Costs

Rate	Source
108.2%	Please provide supporting documentation for how Departmental overhead rate was derived.

Worksheet 22-23

Estimated Costs Worksheet FY 2022-23

Direct Costs

Labor and Benefits

Please use the worksheet below to list all job classes necessary to support the services provided. Add rows if necessary.

Please also provide a description of the work and the estimated hours for each job class required to perform each unit of service

JobClass	Job Class Title	Description of Work	Hours per Unit of Service
1822	Adminstrative Analyst	Permit review and issuance	2.00
6230	Street Inspector	Inspection, maintenance, inspection	4.00
1632	Sr. Account Clerk	Process Payment	0.25
0	0	0	-

Please fill out the Salary and Benefits Amount per FTE column

Job Class	Job Class Title	Salary and Benefits Amount per FTE	Hours Worked	Hourly Rate	Salary and Benefits Amount
1822	Adminstrative Analyst	$156,774.22	92.0	$75.37	$6,934.24
6230	Street Inspector	$143,235.86	184.0	$68.86	$12,670.86
1632	Sr. Account Clerk	$120,375.37	11.5	$57.87	$665.54
0	0	$0.00	0.0	$0.00	$0.00
				Total:	**$20,270.65**

Space Rental Equivalent

Please list and describe the costs of space/facility rental necessary to support the services provided. Add rows as necessary. Ensure that the 'Total' includes the sum of all rows with cost information.

	Cost	**Description**
1		
2		
3		
Total:	**$0.00**	

Materials and Supplies

Please list and describe the costs of space/facility rental necessary to support the services provided. Add rows as necessary. Ensure that the 'Total' includes the sum of all rows with cost information.

	Cost	**Description**
1		
2		
3		
Total:	**$0.00**	

Other Costs

Please list and describe the costs of space/facility rental necessary to support the services provided. Add rows as necessary. Ensure that the 'Total' includes the sum of all rows with cost information.

	Cost	**Description**
1		
2		
3		
Total:	**$0.00**	

Indirect Costs

Rate	**Source**
	Please provide supporting documentation for how Departmental overhead rate was derived.

Budget Form 2C: Fee Cost Recovery

PLEASE FILL OUT HIGHLIGHTED AREAS AND PROVIDE A DETAILED DESCRIPTION OF THE SERVICE

DEPARTMENT: Public Works

Fee Name: Pipe Barrier

	Numeric Code	Title
PS Department of Proposed Revenue:	207957	DPW BSM Budgetary
PS Fund of Proposed Revenue:	10000	GF Annual Account Ctrl
PS Authority of Proposed Revenue:	10000	Operating
PS Project of Proposed Revenue:	10029978	PW-BSM Street-Use Mgmt
PS Activity of Proposed Revenue:	0001	Permits and Street Inspections
PS Account of Proposed Revenue:	460639	Misc Service Charges-DPW

Fee Status (New/Modified): Continuing
Fee Status (New/Modified): Continuing

Department Providing Service: San Francisco Public Works
Fee Administrator: Bernard Tse
Code Authorization/
Proposed Fee Ordinance/File No: SFPWC Articles 15 & 2.1

Proposed Fee (FY 2022-23): $ 1,449.50 (1)
Proposed Fee (FY 2021-22): $ 1,403.74 (2)
Current Fee (FY 2020-21): $ 1,380.00 (3)

Detailed Service Description:
Please provide description of service

Proposed Fee (FY 2022-23): $ 1,449.50
Proposed Fee (FY 2021-22): $ 1,403.74
Current Fee (FY 2020-21): $ 1,380.00

FY 2022-23 Proposed Fee Increase/Decrease: $ 45.76
FY 2022-23 % Proposed Fee Change from FY 2020-21 Fee: 3.26%
FY 2021-22 Proposed Fee Increase/Decrease: $ 23.74
FY 2021-22 % Proposed Fee Change from Current Fee: 1.72%

Fee Prior to Current: $ 1,335.00
Current Fee Increase/Decrease from Prior Fee: $ 45.00

Fiscal Year of Prior Fee Change: 2019-2020
% Current Fee Change from Prior Fee: 3.37%

FY2021-22

ESTIMATED REVENUE DERIVED FROM SERVICE

A	**Quantity Estimated (# of Units of Service Provided)**	3
B	**Fee per Unit (*Proposed*)**	$ 1,404
C	**FY 2021-22 Revenue Budgeted (A x B)**	$ 4,211

ESTIMATED COSTS TO PROVIDE SERVICE - USE WORKSHEET 21-22, BELOW

		Rate		FY 2021-22 Estimated Cost	% of Total
D	**Direct Costs**				
	Productive Labor & Benefits (0.75 of 2021-22 Salary & MFB)		$	1,739	36.02%
	Leave & Non-Productive Time (0.25 of FY 2021-22 Salary & MFB)		$	580	12.01%
	Space Rental Equivalent		$	-	0.00%
	Materials & Supplies		$	-	0.00%
	Other (Please Describe on Worksheet)		$	-	0.00%
E	**Indirect Costs**	**Rate**			
	Departmental Overhead	108.19%	$	2,508	51.97%
	Central Services Overhead	0.00%	$	-	0.00%
F	**FY 2021-22 Direct & Indirect Costs**		$	4,827	100.00%

G	**FY 2021-22 Revenue Recovery Rate (C/F):**	87.25%
H	**Required Fee For 100% Cost Recovery (F/A)**	$ 1,608.89
I	**Over (+) or Under (-) 100% Cost Recovery (B-H)**	($205.15)

J	**FY 2020-21 Estimated Revenue [(2) x A]:**	$ 4,211.21
K	**FY 2019-20 Estimated Revenue [(3) x A]:**	$ 4,140.00
L	**FY 2010-21 Estimated Revenue Increase/Decrease Based on Proposed Fee [J -K]:**	$ 71.21

FY2022-23

ESTIMATED REVENUE DERIVED FROM SERVICE

A	**Quantity Estimated (# of Units of Service Provided)**	3
B	**Fee per Unit (*Proposed*)**	$ 1,449
C	**FY 2021-22 Revenue Budgeted (A x B)**	$ 4,348

ESTIMATED COSTS TO PROVIDE SERVICE - USE WORKSHEET 22-23, BELOW

		Rate		FY 2021-22 Estimated Cost	% of Total
D	**Direct Costs**				
	Productive Labor & Benefits (0.75 of 2022-23 Salary & MFB)		$	1,739	36.02%
	Leave & Non-Productive Time (0.25 of FY 2022-23 Salary & MFB)		$	580	12.01%
	Space Rental Equivalent		$	-	0.00%
	Materials & Supplies		$	-	0.00%
	Other (Please Describe on Worksheet)		$	-	0.00%
E	**Indirect Costs**	**Rate**			
	Departmental Overhead	108.19%	$	2,508	51.97%
	Central Services Overhead	0.00%	$	-	0.00%
F	**FY 2022-23 Direct & Indirect Costs**		$	4,827	100.00%

G	**FY 2022-23 Revenue Recovery Rate (C/F):**	90.09%
H	**Required Fee For 100% Cost Recovery (F/A):**	$ 1,608.89
I	**Over (+) or Under (-) 100% Cost Recovery (B-H):**	($159.39)

J	**FY 2022-23 Estimated Revenue [(1) x A]:**	$ 4,348.49
K	**FY 2021-22 Estimated Revenue [(2) x A]:**	$ 4,211.21
L	**FY 2022-23 Estimated Revenue Increase/Decrease Based on Proposed Fee [J - K]:**	$ 137.29

Worksheet 21-22

Estimated Costs Worksheet FY 2021-22

Direct Costs

Labor and Benefits

Please use the worksheet below to list all job classes necessary to support the services provided. Add rows if necessary.

Please also provide a description of the work and the estimated hours for each job class required to perform each unit of service

JobClass	Job Class Title	Description of Work	Hours per Unit of Service
5203	Assisstant Engineer	Plan review, ISCOTT Meeting, and issuance	6.25
6230	Street Inspector	Inspection	3.00
1632	Sr. Account Clerk	Process Payment	0.25

Please fill out the Salary and Benefits Amount per FTE column

Job Class	Job Class Title	Salary and Benefits Amount per FTE	Hours Worked	Hourly Rate	Salary and Benefits Amount
5203	Assisstant Engineer	$183,618.86	18.8	$88.28	$1,655.22
6230	Street Inspector	$143,235.86	9.0	$68.86	$619.77
1632	Sr. Account Clerk	$120,375.37	0.8	$57.87	$43.40
0	0		0.0	$0.00	$0.00
				Total:	**$2,318.39**

Space Rental Equivalent

Please list and describe the costs of space/facility rental necessary to support the services provided. Add rows as necessary. Ensure that the 'Total' includes the sum of all rows with cost information.

	Cost	**Description**
1		
2		
3		
Total:	**$0.00**	

Materials and Supplies

Please list and describe the costs of space/facility rental necessary to support the services provided. Add rows as necessary. Ensure that the 'Total' includes the sum of all rows with cost information.

	Cost	**Description**
1		
2		
3		
Total:	**$0.00**	

Other Costs

Please list and describe the costs of space/facility rental necessary to support the services provided. Add rows as necessary. Ensure that the 'Total' includes the sum of all rows with cost information.

	Cost	**Description**
1		
2		
3		
Total:	**$0.00**	

Indirect Costs

Rate	Source
108.2%	Please provide supporting documentation for how Departmental overhead rate was derived.

Worksheet 22-23

Estimated Costs Worksheet FY 2022-23

Direct Costs

Labor and Benefits

Please use the worksheet below to list all job classes necessary to support the services provided. Add rows if necessary.

Please also provide a description of the work and the estimated hours for each job class required to perform each unit of service

JobClass	Job Class Title	Description of Work	Hours per Unit of Service
5203	Assisstant Engineer	Plan review, ISCOTT Meeting, and issuance	6.25
6230	Street Inspector	Inspection	3.00
1632	Sr. Account Clerk	Process Payment	0.25
0	0	0	-

Please fill out the Salary and Benefits Amount per FTE column

Job Class	Job Class Title	Salary and Benefits Amount per FTE	Hours Worked	Hourly Rate	Salary and Benefits Amount
5203	Assisstant Engineer	$183,618.86	18.8	$88.28	$1,655.22
6230	Street Inspector	$143,235.86	9.0	$68.86	$619.77
1632	Sr. Account Clerk	$120,375.37	0.8	$57.87	$43.40
0	0	$0.00	0.0	$0.00	$0.00
				Total:	**$2,318.39**

Space Rental Equivalent

Please list and describe the costs of space/facility rental necessary to support the services provided. Add rows as necessary. Ensure that the 'Total' includes the sum of all rows with cost information.

	Cost	**Description**
1		
2		
3		
Total:	**$0.00**	

Materials and Supplies

Please list and describe the costs of space/facility rental necessary to support the services provided. Add rows as necessary. Ensure that the 'Total' includes the sum of all rows with cost information.

	Cost	**Description**
1		
2		
3		
Total:	**$0.00**	

Other Costs

Please list and describe the costs of space/facility rental necessary to support the services provided. Add rows as necessary. Ensure that the 'Total' includes the sum of all rows with cost information.

	Cost	**Description**
1		
2		
3		
Total:	**$0.00**	

Indirect Costs

Rate	**Source**
	Please provide supporting documentation for how Departmental overhead rate was derived.

Budget Form 2C: Fee Cost Recovery

PLEASE FILL OUT HIGHLIGHTED AREAS AND PROVIDE A DETAILED DESCRIPTION OF THE SERVICE

DEPARTMENT: Public Works

Fee Name: Plaques

	Numeric Code	Title
PS Department of Proposed Revenue:	207957	DPW BSM Budgetary
PS Fund of Proposed Revenue:	10000	GF Annual Account Ctrl
PS Authority of Proposed Revenue:	10000	Operating
PS Project of Proposed Revenue:	10029978	PW-BSM Street-Use Mgmt
PS Activity of Proposed Revenue:	0001	Permits and Street Inspections
PS Account of Proposed Revenue:	460639	Misc Service Charges-DPW

Fee Status (New/Modified): Continuing
Fee Status (New/Modified): Continuing

Department Providing Service: San Francisco Public Works
Fee Administrator: Bernard Tse
Code Authorization/
Proposed Fee Ordinance/File No: SFPWC Articles 15 & 2.1

Proposed Fee (FY 2022-23): $ 1,737.30 (1)
Proposed Fee (FY 2021-22): $ 1,682.45 (2)
Current Fee (FY 2020-21): $ 1,654.00 (3)

Detailed Service Description:

Please provide description of service

Proposed Fee (FY 2022-23): $ 1,737.30
Proposed Fee (FY 2021-22): $ 1,682.45
Current Fee (FY 2020-21): $ 1,654.00

FY 2022-23 Proposed Fee Increase/Decrease: $ 54.85
FY 2022-23 % Proposed Fee Change from FY 2020-21 Fee: 3.26%
FY 2021-22 Proposed Fee Increase/Decrease: $ 28.45
FY 2021-22 % Proposed Fee Change from Current Fee: 1.72%

Fee Prior to Current: $ 1,601.00
Current Fee Increase/Decrease from Prior Fee: $ 53.00

Fiscal Year of Prior Fee Change: 2019-2020
% Current Fee Change from Prior Fee: 3.31%

FY2021-22

ESTIMATED REVENUE DERIVED FROM SERVICE

A	**Quantity Estimated (# of Units of Service Provided)**	2
B	**Fee per Unit (*Proposed*)**	$ 1,682
C	**FY 2021-22 Revenue Budgeted (A x B)**	$ 3,365

ESTIMATED COSTS TO PROVIDE SERVICE - USE WORKSHEET 21-22, BELOW

		Rate		FY 2021-22 Estimated Cost	% of Total
D	**Direct Costs**				
	Productive Labor & Benefits (0.75 of 2021-22 Salary & MFB)		$	4,597	36.02%
	Leave & Non-Productive Time (0.25 of FY 2021-22 Salary & MFB)		$	1,532	12.01%
	Space Rental Equivalent		$	-	0.00%
	Materials & Supplies		$	-	0.00%
	Other (Please Describe on Worksheet)		$	-	0.00%
E	**Indirect Costs**	**Rate**			
	Departmental Overhead	108.19%	$	6,631	51.97%
	Central Services Overhead	0.00%	$	-	0.00%
F	**FY 2021-22 Direct & Indirect Costs**		$	12,761	100.00%

G	**FY 2021-22 Revenue Recovery Rate (C/F):**	26.37%
H	**Required Fee For 100% Cost Recovery (F/A)**	$ 6,380.50
I	**Over (+) or Under (-) 100% Cost Recovery (B-H)**	($4,698.05)

J	**FY 2020-21 Estimated Revenue [(2) x A]:**	$ 3,364.90
K	**FY 2019-20 Estimated Revenue [(3) x A]:**	$ 3,308.00
L	**FY 2010-21 Estimated Revenue Increase/Decrease Based on Proposed Fee [J -K]:**	$ 56.90

FY2022-23

ESTIMATED REVENUE DERIVED FROM SERVICE

A	**Quantity Estimated (# of Units of Service Provided)**	2
B	**Fee per Unit (*Proposed*)**	$ 1,737
C	**FY 2021-22 Revenue Budgeted (A x B)**	$ 3,475

ESTIMATED COSTS TO PROVIDE SERVICE - USE WORKSHEET 22-23, BELOW

		Rate		FY 2021-22 Estimated Cost	% of Total
D	**Direct Costs**				
	Productive Labor & Benefits (0.75 of 2022-23 Salary & MFB)		$	4,597	36.02%
	Leave & Non-Productive Time (0.25 of FY 2022-23 Salary & MFB)		$	1,532	12.01%
	Space Rental Equivalent		$	-	0.00%
	Materials & Supplies		$	-	0.00%
	Other (Please Describe on Worksheet)		$	-	0.00%
E	**Indirect Costs**	**Rate**			
	Departmental Overhead	108.19%	$	6,631	51.97%
	Central Services Overhead	0.00%	$	-	0.00%
F	**FY 2022-23 Direct & Indirect Costs**		$	12,761	100.00%

G	**FY 2022-23 Revenue Recovery Rate (C/F):**	27.23%
H	**Required Fee For 100% Cost Recovery (F/A):**	$ 6,380.50
I	**Over (+) or Under (-) 100% Cost Recovery (B-H):**	($4,643.20)

J	**FY 2022-23 Estimated Revenue [(1) x A]:**	$ 3,474.59
K	**FY 2021-22 Estimated Revenue [(2) x A]:**	$ 3,364.90
L	**FY 2022-23 Estimated Revenue Increase/Decrease Based on Proposed Fee [J - K]:**	$ 109.70

Worksheet 21-22

Estimated Costs Worksheet FY 2021-22

Direct Costs

Labor and Benefits

Please use the worksheet below to list all job classes necessary to support the services provided. Add rows if necessary.

Please also provide a description of the work and the estimated hours for each job class required to perform each unit of service

JobClass	Job Class Title	Description of Work	Hours per Unit of Service
5207	Associate Engineer	QA/QC	3.00
1820	Jr Admin Analyst	Fee Collection	0.25
1820	Jr. Admin Analyst	Enter Permit, Make Folder	0.25
5203	Assistant Engineer	Plan Review	10.00
5203	Assistant Engineer	Referral to Art Commission & DCP	1.00
1820	Jr. Admin Analyst	Neighborhood Notification	2.00
5203	Assistant Engineer	DPW Hearing	1.50
5203	Assistant Engineer	Prepare Resolution	4.00
5207	Associate Engineer	BOS Committee Hearing	2.00
5207	Associate Engineer	BOS Full Hearing	2.00
5203	Assistant Engineer	Issuance	5.00
1632	Sr. Account Clerk	Fee Collection	0.25
1820	Jr. Admin Analyst	Archival	0.25
6230	Street Inspector	Inspection	4.00

Please fill out the Salary and Benefits Amount per FTE column

Job Class	Job Class Title	Salary and Benefits Amount per FTE	Hours Worked	Hourly Rate	Salary and Benefits Amount
5207	Associate Engineer	$213,712.70	6.0	$102.75	$616.48
1820	Jr Admin Analyst	$119,214.94	0.5	$57.31	$28.66
1820	Jr. Admin Analyst	$119,214.94	0.5	$57.31	$28.66
5203	Assistant Engineer	$183,618.86	20.0	$88.28	$1,765.57
5203	Assistant Engineer	$183,618.86	2.0	$88.28	$176.56
1820	Jr. Admin Analyst	$119,214.94	4.0	$57.31	$229.26
5203	Assistant Engineer	$183,618.86	3.0	$88.28	$264.83
5203	Assistant Engineer	$183,618.86	8.0	$88.28	$706.23
5207	Associate Engineer	$213,712.70	4.0	$102.75	$410.99
5207	Associate Engineer	$213,712.70	4.0	$102.75	$410.99
5203	Assistant Engineer	$183,618.86	10.0	$88.28	$882.78
1632	Sr. Account Clerk	$120,375.37	0.5	$57.87	$28.94
1820	Jr. Admin Analyst	$119,214.94	0.5	$57.31	$28.66
6230	Street Inspector	$143,235.86	8.0	$68.86	$550.91
				Total:	**$6,129.49**

Space Rental Equivalent

Please list and describe the costs of space/facility rental necessary to support the services provided. Add rows as necessary. Ensure that the 'Total' includes the sum of all rows with cost information.

	Cost	Description
1		
2		
3		
Total:	**$0.00**	

Materials and Supplies

Please list and describe the costs of space/facility rental necessary to support the services provided. Add rows as necessary. Ensure that the 'Total' includes the sum of all rows with cost information.

	Cost	Description
1		
2		
3		
Total:	**$0.00**	

Other Costs

Please list and describe the costs of space/facility rental necessary to support the services provided. Add rows as necessary. Ensure that the 'Total' includes the sum of all rows with cost information.

	Cost	Description
1		City Attorney Review $290/hr
2		
3		
Total:	**$0.00**	

Indirect Costs

Rate	Source
108.2%	Please provide supporting documentation for how Departmental overhead rate was derived.

Worksheet 22-23

Estimated Costs Worksheet FY 2022-23

Direct Costs

Labor and Benefits

Please use the worksheet below to list all job classes necessary to support the services provided. Add rows if necessary.

Please also provide a description of the work and the estimated hours for each job class required to perform each unit of service

JobClass	Job Class Title	Description of Work	Hours per Unit of Service
5207	Associate Engineer	QA/QC	3.00
1820	Jr Admin Analyst	Fee Collection	0.25
1820	Jr. Admin Analyst	Enter Permit, Make Folder	0.25
5203	Assistant Engineer	Plan Review	10.00
5203	Assistant Engineer	Referral to Art Commission & DCP	1.00
1820	Jr. Admin Analyst	Neighborhood Notification	2.00
5203	Assistant Engineer	DPW Hearing	1.50
5203	Assistant Engineer	Prepare Resolution	4.00
5207	Associate Engineer	BOS Committee Hearing	2.00
5207	Associate Engineer	BOS Full Hearing	2.00
5203	Assistant Engineer	Issuance	5.00
1632	Sr. Account Clerk	Fee Collection	0.25
1820	Jr. Admin Analyst	Archival	0.25
6230	Street Inspector	Inspection	4.00

Please fill out the Salary and Benefits Amount per FTE column

Job Class	Job Class Title	Salary and Benefits Amount per FTE	Hours Worked	Hourly Rate	Salary and Benefits Amount
5207	Associate Engineer	$213,712.70	6.0	$102.75	$616.48
1820	Jr Admin Analyst	$119,214.94	0.5	$57.31	$28.66
1820	Jr. Admin Analyst	$119,214.94	0.5	$57.31	$28.66
5203	Assistant Engineer	$183,618.86	20.0	$88.28	$1,765.57
5203	Assistant Engineer	$183,618.86	2.0	$88.28	$176.56
1820	Jr. Admin Analyst	$119,214.94	4.0	$57.31	$229.26
5203	Assistant Engineer	$183,618.86	3.0	$88.28	$264.83
5203	Assistant Engineer	$183,618.86	8.0	$88.28	$706.23
5207	Associate Engineer	$213,712.70	4.0	$102.75	$410.99
5207	Associate Engineer	$213,712.70	4.0	$102.75	$410.99
5203	Assistant Engineer	$183,618.86	10.0	$88.28	$882.78
1632	Sr. Account Clerk	$120,375.37	0.5	$57.87	$28.94
1820	Jr. Admin Analyst	$119,214.94	0.5	$57.31	$28.66
6230	Street Inspector	$143,235.86	8.0	$68.86	$550.91
				Total:	**$6,129.49**

Space Rental Equivalent

Please list and describe the costs of space/facility rental necessary to support the services provided. Add rows as necessary. Ensure that the 'Total' includes the sum of all rows with cost information.

	Cost	**Description**
1		
2		
3		
Total:	**$0.00**	

Materials and Supplies

Please list and describe the costs of space/facility rental necessary to support the services provided. Add rows as necessary. Ensure that the 'Total' includes the sum of all rows with cost information.

	Cost	**Description**
1		
2		
3		
Total:	**$0.00**	

Other Costs

Please list and describe the costs of space/facility rental necessary to support the services provided. Add rows as necessary. Ensure that the 'Total' includes the sum of all rows with cost information.

	Cost	**Description**
1		City Attorney Review
2		
3		
Total:	**$0.00**	

Indirect Costs

Rate	Source
	Please provide supporting documentation for how Departmental overhead rate was derived.

Budget Form 2C: Fee Cost Recovery

PLEASE FILL OUT HIGHLIGHTED AREAS AND PROVIDE A DETAILED DESCRIPTION OF THE SERVICE

DEPARTMENT: Public Works

Fee Name: Right of Way Assessment

	Numeric Code	Title
PS Department of Proposed Revenue:	207957	DPW BSM Budgetary
PS Fund of Proposed Revenue:	10000	GF Annual Account Ctrl
PS Authority of Proposed Revenue:	10000	Operating
PS Project of Proposed Revenue:	10029978	PW-BSM Street-Use Mgmt
PS Activity of Proposed Revenue:	0001	Permits and Street Inspections
PS Account of Proposed Revenue:	460647	Right-Of-Way Assessment

Fee Status (New/Modified): Continuing
Fee Status (New/Modified): Continuing

Department Providing Service: San Francisco Public Works
Fee Administrator: Bernard Tse
Code Authorization/
Proposed Fee Ordinance/File No: Public Works Code Art 15 sectio

Proposed Fee (FY 2022-23): $ 138.32 (1)
Proposed Fee (FY 2021-22): $ 133.96 (2)
Current Fee (FY 2020-21): $ 131.69 (3)

Fee
Assessment

Detailed Service Description:
Please provide description of service

Proposed Fee (FY 2022-23): $ 138.32
Proposed Fee (FY 2021-22): $ 133.96
Current Fee (FY 2020-21): $ 131.69

FY 2022-23 Proposed Fee Increase/Decrease: $ 4.37
FY 2022-23 % Proposed Fee Change from FY 2020-21 Fee: 3.26%
FY 2021-22 Proposed Fee Increase/Decrease: $ 2.27
FY 2021-22 % Proposed Fee Change from Current Fee: 1.72%

Fee Prior to Current: $ 123.00
Current Fee Increase/Decrease from Prior Fee: $ 8.69

Fiscal Year of Prior Fee Change: 2019-2020
% Current Fee Change from Prior Fee: 7.07%

FY2021-22

ESTIMATED REVENUE DERIVED FROM SERVICE

A	**Quantity Estimated (# of Units of Service Provided)**	4,000
B	**Fee per Unit (*Proposed*)**	$ 134
C	**FY 2021-22 Revenue Budgeted (A x B)**	$ 535,820

ESTIMATED COSTS TO PROVIDE SERVICE - USE WORKSHEET 21-22, BELOW

		Rate		FY 2021-22 Estimated Cost	% of Total
D	**Direct Costs**				
	Productive Labor & Benefits (0.75 of 2021-22 Salary & MFB)		$	187,182	36.02%
	Leave & Non-Productive Time (0.25 of FY 2021-22 Salary & MFB)		$	62,394	12.01%
	Space Rental Equivalent		$	-	0.00%
	Materials & Supplies		$	-	0.00%
	Other (Please Describe on Worksheet)		$	-	0.00%
E	**Indirect Costs**	**Rate**			
	Departmental Overhead	108.19%	$	270,017	51.97%
	Central Services Overhead	0.00%	$	-	0.00%
F	**FY 2021-22 Direct & Indirect Costs**		$	519,593	100.00%

G	**FY 2021-22 Revenue Recovery Rate (C/F):**	103.12%
H	**Required Fee For 100% Cost Recovery (F/A)**	$ 129.90
I	**Over (+) or Under (-) 100% Cost Recovery (B-H)**	$4.06
J	**FY 2020-21 Estimated Revenue [(2) x A]:**	$ 535,820.27
K	**FY 2019-20 Estimated Revenue [(3) x A]:**	$ 526,760.00
L	**FY 2010-21 Estimated Revenue Increase/Decrease Based on Proposed Fee [J -K]:**	$ 9,060.27

FY2022-23

ESTIMATED REVENUE DERIVED FROM SERVICE

A	**Quantity Estimated (# of Units of Service Provided)**	3,000
B	**Fee per Unit (*Proposed*)**	$ 138
C	**FY 2021-22 Revenue Budgeted (A x B)**	$ 414,966

ESTIMATED COSTS TO PROVIDE SERVICE - USE WORKSHEET 22-23, BELOW

		Rate		FY 2021-22 Estimated Cost	% of Total
D	**Direct Costs**				
	Productive Labor & Benefits (0.75 of 2022-23 Salary & MFB)		$	187,182	36.02%
	Leave & Non-Productive Time (0.25 of FY 2022-23 Salary & MFB)		$	62,394	12.01%
	Space Rental Equivalent		$	-	0.00%
	Materials & Supplies		$	-	0.00%
	Other (Please Describe on Worksheet)		$	-	0.00%
E	**Indirect Costs**	**Rate**			
	Departmental Overhead	108.19%	$	270,017	51.97%
	Central Services Overhead	0.00%	$	-	0.00%
F	**FY 2022-23 Direct & Indirect Costs**		$	519,593	100.00%

G	**FY 2022-23 Revenue Recovery Rate (C/F):**	79.86%
H	**Required Fee For 100% Cost Recovery (F/A):**	$ 173.20
I	**Over (+) or Under (-) 100% Cost Recovery (B-H):**	($34.88)
J	**FY 2022-23 Estimated Revenue [(1) x A]:**	$ 414,966.01
K	**FY 2021-22 Estimated Revenue [(2) x A]:**	$ 535,820.27
L	**FY 2022-23 Estimated Revenue Increase/Decrease Based on Proposed Fee [J - K]:**	$ (120,854.26)

Worksheet 21-22

Estimated Costs Worksheet FY 2021-22

Direct Costs

Labor and Benefits

Please use the worksheet below to list all job classes necessary to support the services provided. Add rows if necessary.

Please also provide a description of the work and the estimated hours for each job class required to perform each unit of service

JobClass	Job Class Title	Description of Work	Hours per Unit of Service
1820	Jr Adminstrative Analyst	Activiation	0.25
6230	Street Inspector	Inspection	1.00

Please fill out the Salary and Benefits Amount per FTE column

Job Class	Job Class Title	Salary and Benefits Amount per FTE	Hours Worked	Hourly Rate	Salary and Benefits Amount
1820	Jr Adminstrative Analyst	$119,214.94	750.0	$57.31	$42,986.16
6230	Street Inspector	$143,235.86	3000.0	$68.86	$206,590.18
0	0		0.0	$0.00	$0.00
0	0		0.0	$0.00	$0.00
				Total:	**$249,576.34**

Space Rental Equivalent

Please list and describe the costs of space/facility rental necessary to support the services provided. Add rows as necessary. Ensure that the 'Total' includes the sum of all rows with cost information.

	Cost	Description
1		
2		
3		
Total:	**$0.00**	

Materials and Supplies

Please list and describe the costs of space/facility rental necessary to support the services provided. Add rows as necessary. Ensure that the 'Total' includes the sum of all rows with cost information.

	Cost	Description
1		
2		
3		
Total:	**$0.00**	

Other Costs

Please list and describe the costs of space/facility rental necessary to support the services provided. Add rows as necessary. Ensure that the 'Total' includes the sum of all rows with cost information.

	Cost	Description
1		
2		
3		
Total:	**$0.00**	

Indirect Costs

Rate	Source
108.2%	Please provide supporting documentation for how Departmental overhead rate was derived.

Worksheet 22-23

Estimated Costs Worksheet FY 2022-23

Direct Costs

Labor and Benefits

Please use the worksheet below to list all job classes necessary to support the services provided. Add rows if necessary.

Please also provide a description of the work and the estimated hours for each job class required to perform each unit of service

JobClass	Job Class Title	Description of Work	Hours per Unit of Service
1820	Jr Adminstrative Analyst	Activiation	0.25
6230	Street Inspector	Inspection	1.00
0	0	0	-
0	0	0	-

Please fill out the Salary and Benefits Amount per FTE column

Job Class	Job Class Title	Salary and Benefits Amount per FTE	Hours Worked	Hourly Rate	Salary and Benefits Amount
1820	Jr Adminstrative Analyst	$119,214.94	750.0	$57.31	$42,986.16
6230	Street Inspector	$143,235.86	3000.0	$68.86	$206,590.18
0	0	$0.00	0.0	$0.00	$0.00
0	0	$0.00	0.0	$0.00	$0.00
				Total:	**$249,576.34**

Space Rental Equivalent

Please list and describe the costs of space/facility rental necessary to support the services provided. Add rows as necessary. Ensure that the 'Total' includes the sum of all rows with cost information.

	Cost	**Description**
1		
2		
3		
Total:	**$0.00**	

Materials and Supplies

Please list and describe the costs of space/facility rental necessary to support the services provided. Add rows as necessary. Ensure that the 'Total' includes the sum of all rows with cost information.

	Cost	**Description**
1		
2		
3		
Total:	**$0.00**	

Other Costs

Please list and describe the costs of space/facility rental necessary to support the services provided. Add rows as necessary. Ensure that the 'Total' includes the sum of all rows with cost information.

	Cost	**Description**
1		
2		
3		
Total:	**$0.00**	

Indirect Costs

Rate	**Source**
	Please provide supporting documentation for how Departmental overhead rate was derived.

Budget Form 2C: Fee Cost Recovery

PLEASE FILL OUT HIGHLIGHTED AREAS AND PROVIDE A DETAILED DESCRIPTION OF THE SERVICE

DEPARTMENT: Public Works

Fee Name: Security Bollard

	Numeric Code	Title
PS Department of Proposed Revenue:	207957	DPW BSM Budgetary
PS Fund of Proposed Revenue:	10000	GF Annual Account Ctrl
PS Authority of Proposed Revenue:	10000	Operating
PS Project of Proposed Revenue:	10029978	PW-BSM Street-Use Mgmt
PS Activity of Proposed Revenue:	0001	Permits and Street Inspections
PS Account of Proposed Revenue:	460639	Misc Service Charges-DPW

Fee Status (New/Modified): Continuing
Fee Status (New/Modified): Continuing

Department Providing Service: San Francisco Public Works
Fee Administrator: Bernard Tse
Code Authorization/
Proposed Fee Ordinance/File No: SFPWC Articles 15 & 2.1

Proposed Fee (FY 2022-23): $ 2,905.30 (1)
Proposed Fee (FY 2021-22): $ 2,813.58 (2)
Current Fee (FY 2020-21): $ 2,766.00 (3)

Detailed Service Description:

Please provide description of service

Proposed Fee (FY 2022-23):	$ 2,905.30	**FY 2022-23 Proposed Fee Increase/Decrease:**	$ 91.72
Proposed Fee (FY 2021-22):	$ 2,813.58	**FY 2022-23 % Proposed Fee Change from FY 2020-21 Fee:**	3.26%
Current Fee (FY 2020-21):	$ 2,766.00	**FY 2021-22 Proposed Fee Increase/Decrease:**	$ 47.58
		FY 2021-22 % Proposed Fee Change from Current Fee:	1.72%
Fee Prior to Current:	$ 2,677.00	**Fiscal Year of Prior Fee Change:**	2019-2020
Current Fee Increase/Decrease from Prior Fee:	$ 89.00	**% Current Fee Change from Prior Fee:**	3.32%

FY2021-22

ESTIMATED REVENUE DERIVED FROM SERVICE

A	**Quantity Estimated (# of Units of Service Provided)**	1
B	**Fee per Unit (*Proposed*)**	$ 2,814
C	**FY 2021-22 Revenue Budgeted (A x B)**	$ 2,814

ESTIMATED COSTS TO PROVIDE SERVICE - USE WORKSHEET 21-22, BELOW

		Rate		FY 2021-22 Estimated Cost	% of Total
D	**Direct Costs**				
	Productive Labor & Benefits (0.75 of 2021-22 Salary & MFB)		$	824	36.02%
	Leave & Non-Productive Time (0.25 of FY 2021-22 Salary & MFB)		$	275	12.01%
	Space Rental Equivalent		$	-	0.00%
	Materials & Supplies		$	-	0.00%
	Other (Please Describe on Worksheet)		$	-	0.00%
E	**Indirect Costs**	**Rate**			
	Departmental Overhead	108.19%	$	1,189	51.97%
	Central Services Overhead	0.00%	$	-	0.00%
F	**FY 2021-22 Direct & Indirect Costs**		$	2,288	100.00%

G	**FY 2021-22 Revenue Recovery Rate (C/F):**	122.98%
H	**Required Fee For 100% Cost Recovery (F/A)**	$ 2,287.79
I	**Over (+) or Under (-) 100% Cost Recovery (B-H)**	$525.79
J	**FY 2020-21 Estimated Revenue [(2) x A]:**	$ 2,813.58
K	**FY 2019-20 Estimated Revenue [(3) x A]:**	$ 2,766.00
L	**FY 2010-21 Estimated Revenue Increase/Decrease Based on Proposed Fee [J -K]:**	$ 47.58

FY2022-23

ESTIMATED REVENUE DERIVED FROM SERVICE

A	**Quantity Estimated (# of Units of Service Provided)**	1
B	**Fee per Unit (*Proposed*)**	$ 2,905
C	**FY 2021-22 Revenue Budgeted (A x B)**	$ 2,905

ESTIMATED COSTS TO PROVIDE SERVICE - USE WORKSHEET 22-23, BELOW

		Rate		FY 2021-22 Estimated Cost	% of Total
D	**Direct Costs**				
	Productive Labor & Benefits (0.75 of 2022-23 Salary & MFB)		$	824	36.02%
	Leave & Non-Productive Time (0.25 of FY 2022-23 Salary & MFB)		$	275	12.01%
	Space Rental Equivalent		$	-	0.00%
	Materials & Supplies		$	-	0.00%
	Other (Please Describe on Worksheet)		$	-	0.00%
E	**Indirect Costs**	**Rate**			
	Departmental Overhead	108.19%	$	1,189	51.97%
	Central Services Overhead	0.00%	$	-	0.00%
F	**FY 2022-23 Direct & Indirect Costs**		$	2,288	100.00%

G	**FY 2022-23 Revenue Recovery Rate (C/F):**	126.99%
H	**Required Fee For 100% Cost Recovery (F/A):**	$ 2,287.79
I	**Over (+) or Under (-) 100% Cost Recovery (B-H):**	$617.51
J	**FY 2022-23 Estimated Revenue [(1) x A]:**	$ 2,905.30
K	**FY 2021-22 Estimated Revenue [(2) x A]:**	$ 2,813.58
L	**FY 2022-23 Estimated Revenue Increase/Decrease Based on Proposed Fee [J - K]:**	$ 91.72

Worksheet 21-22

Estimated Costs Worksheet FY 2021-22

Direct Costs

Labor and Benefits

Please use the worksheet below to list all job classes necessary to support the services provided. Add rows if necessary.

Please also provide a description of the work and the estimated hours for each job class required to perform each unit of service

JobClass	Job Class Title	Description of Work	Hours per Unit of Service
5203	Assisstant Engineer	Plan review, ISCOTT Meeting, and issuance	8.00
6230	Street Inspector	Inspection	4.00
1632	Sr. Account Clerk	Process Payment	0.25
5207	Associate Engineer	QA/QC	1.00

Please fill out the Salary and Benefits Amount per FTE column

Job Class	Job Class Title	Salary and Benefits Amount per FTE	Hours Worked	Hourly Rate	Salary and Benefits Amount
5203	Assisstant Engineer	$183,618.86	8.0	$88.28	$706.23
6230	Street Inspector	$143,235.86	4.0	$68.86	$275.45
1632	Sr. Account Clerk	$120,375.37	0.3	$57.87	$14.47
5207	Associate Engineer	$213,712.70	1.0	$102.75	$102.75
				Total:	**$1,098.89**

Space Rental Equivalent

Please list and describe the costs of space/facility rental necessary to support the services provided. Add rows as necessary. Ensure that the 'Total' includes the sum of all rows with cost information.

	Cost	**Description**
1		
2		
3		
Total:	**$0.00**	

Materials and Supplies

Please list and describe the costs of space/facility rental necessary to support the services provided. Add rows as necessary. Ensure that the 'Total' includes the sum of all rows with cost information.

	Cost	**Description**
1		
2		
3		
Total:	**$0.00**	

Other Costs

Please list and describe the costs of space/facility rental necessary to support the services provided. Add rows as necessary. Ensure that the 'Total' includes the sum of all rows with cost information.

	Cost	**Description**
1		
2		
3		
Total:	**$0.00**	

Indirect Costs

Rate	**Source**
108.2%	Please provide supporting documentation for how Departmental overhead rate was derived.

Worksheet 22-23

Estimated Costs Worksheet FY 2022-23

Direct Costs

Labor and Benefits

Please use the worksheet below to list all job classes necessary to support the services provided. Add rows if necessary.

Please also provide a description of the work and the estimated hours for each job class required to perform each unit of service

JobClass	Job Class Title	Description of Work	Hours per Unit of Service
5203	Assisstant Engineer	Plan review, ISCOTT Meeting, and issuance	8.00
6230	Street Inspector	Inspection	4.00
1632	Sr. Account Clerk	Process Payment	0.25
5207	Associate Engineer	QA/QC	1.00

Please fill out the Salary and Benefits Amount per FTE column

Job Class	Job Class Title	Salary and Benefits Amount per FTE	Hours Worked	Hourly Rate	Salary and Benefits Amount
5203	Assisstant Engineer	$183,618.86	8.0	$88.28	$706.23
6230	Street Inspector	$143,235.86	4.0	$68.86	$275.45
1632	Sr. Account Clerk	$120,375.37	0.3	$57.87	$14.47
5207	Associate Engineer	$213,712.70	1.0	$102.75	$102.75
				Total:	**$1,098.89**

Space Rental Equivalent

Please list and describe the costs of space/facility rental necessary to support the services provided. Add rows as necessary. Ensure that the 'Total' includes the sum of all rows with cost information.

	Cost	**Description**
1		
2		
3		
Total:	**$0.00**	

Materials and Supplies

Please list and describe the costs of space/facility rental necessary to support the services provided. Add rows as necessary. Ensure that the 'Total' includes the sum of all rows with cost information.

	Cost	**Description**
1		
2		
3		
Total:	**$0.00**	

Other Costs

Please list and describe the costs of space/facility rental necessary to support the services provided. Add rows as necessary. Ensure that the 'Total' includes the sum of all rows with cost information.

	Cost	**Description**
1		
2		
3		
Total:	**$0.00**	

Indirect Costs

Rate	**Source**
	Please provide supporting documentation for how Departmental overhead rate was derived.

Budget Form 2C: Fee Cost Recovery

PLEASE FILL OUT HIGHLIGHTED AREAS AND PROVIDE A DETAILED DESCRIPTION OF THE SERVICE

DEPARTMENT: Public Works

Fee Name: Sidewalk Repair Permit

	Numeric Code	Title
PS Department of Proposed Revenue:	207957	DPW BSM Budgetary
PS Fund of Proposed Revenue:	10000	GF Annual Account Ctrl
PS Authority of Proposed Revenue:	10000	Operating
PS Project of Proposed Revenue:	10029978	PW-BSM Street-Use Mgmt
PS Activity of Proposed Revenue:	0001	Permits and Street Inspections
PS Account of Proposed Revenue:	460642	Sidewalk Permit

Fee Status (New/Modified): Continuing
Fee Status (New/Modified): Continuing

Department Providing Service: San Francisco Public Works
Fee Administrator: Bernard Tse
Code Authorization/
Proposed Fee Ordinance/File No: SFPWC Article 15, Section 708

Proposed Fee (FY 2022-23): $ 24.16 (1)
Proposed Fee (FY 2021-22): $ 23.40 (2)
Current Fee (FY 2020-21): $ 23.00 (3)

Detailed Service Description:
Please provide description of service

Proposed Fee (FY 2022-23): $ 24.16
Proposed Fee (FY 2021-22): $ 23.40
Current Fee (FY 2020-21): $ 23.00

FY 2022-23 Proposed Fee Increase/Decrease: $ 0.76
FY 2022-23 % Proposed Fee Change from FY 2020-21 Fee: 3.26%
FY 2021-22 Proposed Fee Increase/Decrease: $ 0.40
FY 2021-22 % Proposed Fee Change from Current Fee: 1.72%

Fee Prior to Current: $ 22.00
Current Fee Increase/Decrease from Prior Fee: $ 1.00

Fiscal Year of Prior Fee Change: 2019-2020
% Current Fee Change from Prior Fee: 4.55%

FY2021-22

ESTIMATED REVENUE DERIVED FROM SERVICE

A	**Quantity Estimated (# of Units of Service Provided)**	1,300
B	**Fee per Unit (*Proposed*)**	$ 23
C	**FY 2021-22 Revenue Budgeted (A x B)**	$ 30,414

ESTIMATED COSTS TO PROVIDE SERVICE - USE WORKSHEET 21-22, BELOW

		Rate		FY 2021-22 Estimated Cost	% of Total
D	**Direct Costs**				
	Productive Labor & Benefits (0.75 of 2021-22 Salary & MFB)		$	124,284	36.02%
	Leave & Non-Productive Time (0.25 of FY 2021-22 Salary & MFB)		$	41,428	12.01%
	Space Rental Equivalent		$	-	0.00%
	Materials & Supplies		$	-	0.00%
	Other (Please Describe on Worksheet)		$	-	0.00%
E	**Indirect Costs**	**Rate**			
	Departmental Overhead	108.19%	$	179,284	51.97%
	Central Services Overhead	0.00%	$	-	0.00%
F	**FY 2021-22 Direct & Indirect Costs**		$	344,996	100.00%

G	**FY 2021-22 Revenue Recovery Rate (C/F):**	8.82%
H	**Required Fee For 100% Cost Recovery (F/A)**	$ 265.38
I	**Over (+) or Under (-) 100% Cost Recovery (B-H)**	($241.99)
J	**FY 2020-21 Estimated Revenue [(2) x A]:**	$ 30,414.28
K	**FY 2019-20 Estimated Revenue [(3) x A]:**	$ 29,900.00
L	**FY 2010-21 Estimated Revenue Increase/Decrease Based on Proposed Fee [J -K]:**	$ 514.28

FY2022-23

ESTIMATED REVENUE DERIVED FROM SERVICE

A	**Quantity Estimated (# of Units of Service Provided)**	1,300
B	**Fee per Unit (*Proposed*)**	$ 24
C	**FY 2021-22 Revenue Budgeted (A x B)**	$ 31,406

ESTIMATED COSTS TO PROVIDE SERVICE - USE WORKSHEET 22-23, BELOW

		Rate		FY 2021-22 Estimated Cost	% of Total
D	**Direct Costs**				
	Productive Labor & Benefits (0.75 of 2022-23 Salary & MFB)		$	124,284	36.02%
	Leave & Non-Productive Time (0.25 of FY 2022-23 Salary & MFB)		$	41,428	12.01%
	Space Rental Equivalent		$	-	0.00%
	Materials & Supplies		$	-	0.00%
	Other (Please Describe on Worksheet)		$	-	0.00%
E	**Indirect Costs**	**Rate**			
	Departmental Overhead	108.19%	$	179,284	51.97%
	Central Services Overhead	0.00%	$	-	0.00%
F	**FY 2022-23 Direct & Indirect Costs**		$	344,996	100.00%

G	**FY 2022-23 Revenue Recovery Rate (C/F):**	9.10%
H	**Required Fee For 100% Cost Recovery (F/A):**	$ 265.38
I	**Over (+) or Under (-) 100% Cost Recovery (B-H):**	($241.22)
J	**FY 2022-23 Estimated Revenue [(1) x A]:**	$ 31,405.79
K	**FY 2021-22 Estimated Revenue [(2) x A]:**	$ 30,414.28
L	**FY 2022-23 Estimated Revenue Increase/Decrease Based on Proposed Fee [J - K]:**	$ 991.51

Worksheet 21-22

Estimated Costs Worksheet FY 2021-22

Direct Costs

Labor and Benefits

Please use the worksheet below to list all job classes necessary to support the services provided. Add rows if necessary.

Please also provide a description of the work and the estimated hours for each job class required to perform each unit of service

JobClass	Job Class Title	Description of Work	Hours per Unit of Service
5203	Assistant Engineer	Permit review and issuance	0.50
6230	Street Inspector	Inspection	1.00
1632	Sr. Account Clerk	Process Payment	0.25

Please fill out the Salary and Benefits Amount per FTE column

Job Class	Job Class Title	Salary and Benefits Amount per FTE	Hours Worked	Hourly Rate	Salary and Benefits Amount
5203	Assistant Engineer	$183,618.86	650.0	$88.28	$57,380.89
6230	Street Inspector	$143,235.86	1300.0	$68.86	$89,522.41
1632	Sr. Account Clerk	$120,375.37	325.0	$57.87	$18,808.65
0	0		0.0	$0.00	$0.00
				Total:	**$165,711.96**

Space Rental Equivalent

Please list and describe the costs of space/facility rental necessary to support the services provided. Add rows as necessary. Ensure that the 'Total' includes the sum of all rows with cost information.

	Cost	**Description**
1		
2		
3		
Total:	**$0.00**	

Materials and Supplies

Please list and describe the costs of space/facility rental necessary to support the services provided. Add rows as necessary. Ensure that the 'Total' includes the sum of all rows with cost information.

	Cost	**Description**
1		
2		
3		
Total:	**$0.00**	

Other Costs

Please list and describe the costs of space/facility rental necessary to support the services provided. Add rows as necessary. Ensure that the 'Total' includes the sum of all rows with cost information.

	Cost	**Description**
1		
2		
3		
Total:	**$0.00**	

Indirect Costs

Rate	**Source**
108.2%	Please provide supporting documentation for how Departmental overhead rate was derived.

Worksheet 22-23

Estimated Costs Worksheet FY 2022-23

Direct Costs

Labor and Benefits

Please use the worksheet below to list all job classes necessary to support the services provided. Add rows if necessary.

Please also provide a description of the work and the estimated hours for each job class required to perform each unit of service

JobClass	Job Class Title	Description of Work	Hours per Unit of Service
5203	Assistant Engineer	Permit review and issuance	0.50
6230	Street Inspector	Inspection	1.00
1632	Sr. Account Clerk	Process Payment	0.25
0	0	0	-

Please fill out the Salary and Benefits Amount per FTE column

Job Class	Job Class Title	Salary and Benefits Amount per FTE	Hours Worked	Hourly Rate	Salary and Benefits Amount
5203	Assistant Engineer	$183,618.86	650.0	$88.28	$57,380.89
6230	Street Inspector	$143,235.86	1300.0	$68.86	$89,522.41
1632	Sr. Account Clerk	$120,375.37	325.0	$57.87	$18,808.65
0	0	$0.00	0.0	$0.00	$0.00
				Total:	**$165,711.96**

Space Rental Equivalent

Please list and describe the costs of space/facility rental necessary to support the services provided. Add rows as necessary. Ensure that the 'Total' includes the sum of all rows with cost information.

	Cost	**Description**
1		
2		
3		
Total:	**$0.00**	

Materials and Supplies

Please list and describe the costs of space/facility rental necessary to support the services provided. Add rows as necessary. Ensure that the 'Total' includes the sum of all rows with cost information.

	Cost	**Description**
1		
2		
3		
Total:	**$0.00**	

Other Costs

Please list and describe the costs of space/facility rental necessary to support the services provided. Add rows as necessary. Ensure that the 'Total' includes the sum of all rows with cost information.

	Cost	**Description**
1		
2		
3		
Total:	**$0.00**	

Indirect Costs

Rate	**Source**
	Please provide supporting documentation for how Departmental overhead rate was derived.

Budget Form 2C: Fee Cost Recovery

PLEASE FILL OUT HIGHLIGHTED AREAS AND PROVIDE A DETAILED DESCRIPTION OF THE SERVICE

DEPARTMENT: Public Works

Fee Name: Display Merchandise Permit Fee

	Numeric Code	Title
PS Department of Proposed Revenue:	207957	DPW BSM Budgetary
PS Fund of Proposed Revenue:	10000	GF Annual Account Ctrl
PS Authority of Proposed Revenue:	10000	Operating
PS Project of Proposed Revenue:	10029978	PW-BSM Street-Use Mgmt
PS Activity of Proposed Revenue:	0001	Permits and Street Inspections
PS Account of Proposed Revenue:	420340	Sidewalk Display

Fee Status (New/Modified): Continuing
Fee Status (New/Modified): Continuing

Department Providing Service: San Francisco Public Works
Fee Administrator: Bernard Tse
Code Authorization/ Proposed Fee Ordinance/File No: SFPWC Article 5.3

	Processing Fee	Occupancy Fee	
Proposed Fee (FY 2022-23):	$ 168.06	$ 11.55	(1)
Proposed Fee (FY 2021-22):	$ 162.75	$ 11.19	(2)
Current Fee (FY 2020-21):	$ 160.00	$ 11.00	(3)

Detailed Service Description:
Please provide description of service

Proposed Fee (FY 2022-23):	$ 168.06	**FY 2022-23 Proposed Fee Increase/Decrease:**	$ 5.31
Proposed Fee (FY 2021-22):	$ 162.75	**FY 2022-23 % Proposed Fee Change from FY 2020-21 Fee:**	3.26%
Current Fee (FY 2020-21):	$ 160.00	**FY 2021-22 Proposed Fee Increase/Decrease:**	$ 2.75
		FY 2021-22 % Proposed Fee Change from Current Fee:	1.72%
Fee Prior to Current:	$ 155.00	**Fiscal Year of Prior Fee Change:**	2019-2020
Current Fee Increase/Decrease from Prior Fee:	$ 5.00	**% Current Fee Change from Prior Fee:**	3.23%

FY2021-22

ESTIMATED REVENUE DERIVED FROM SERVICE

		Processing (EA)	Occupancy (SF)
A	**Quantity Estimated (# of Units of Service Provided)**	**50**	**2,000**
		Processing Fee	Occupancy Fee
B	**Fee per Unit (*Proposed*)**	**$ 163**	**$ 11**
C	**FY 2021-22 Revenue Budgeted (A x B)**	**$ 30,516**	

ESTIMATED COSTS TO PROVIDE SERVICE - USE WORKSHEET 21-22, BELOW

		Rate		FY 2021-22 Estimated Cost	% of Total
D	**Direct Costs**				
	Productive Labor & Benefits (0.75 of 2021-22 Salary & MFB)		$	16,454	36.02%
	Leave & Non-Productive Time (0.25 of FY 2021-22 Salary & MFB)		$	5,485	12.01%
	Space Rental Equivalent		$	-	0.00%
	Materials & Supplies		$	-	0.00%
	Other (Please Describe on Worksheet)		$	-	0.00%
E	**Indirect Costs**				
	Departmental Overhead	108.19%	$	23,735	51.97%
	Central Services Overhead	0.00%	$	-	0.00%
F	**FY 2021-22 Direct & Indirect Costs**		**$**	**45,674**	**100.00%**

G	**FY 2021-22 Revenue Recovery Rate (C/F):**	**66.81%**
H	**Required Fee For 100% Cost Recovery (F/A)**	**$ 913.47**
I	**Over (+) or Under (-) 100% Cost Recovery (B-H)**	**($750.72)**
J	**FY 2020-21 Estimated Revenue [(2) x A]:**	**$ 8,137.60**
K	**FY 2019-20 Estimated Revenue [(3) x A]:**	**$ 8,000.00**
L	**FY 2010-21 Estimated Revenue Increase/Decrease Based on Proposed Fee [J -K]:**	**$ 137.60**

FY2022-23

ESTIMATED REVENUE DERIVED FROM SERVICE

		Processing (EA)	Occupancy (SF)
A	**Quantity Estimated (# of Units of Service Provided)**	**175**	**7,000**
		Processing Fee	Occupancy Fee
B	**Fee per Unit (*Proposed*)**	**$ 168**	**$ 12**
C	**FY 2021-22 Revenue Budgeted (A x B)**	**$ 110,288**	

ESTIMATED COSTS TO PROVIDE SERVICE - USE WORKSHEET 22-23, BELOW

		Rate		FY 2021-22 Estimated Cost	% of Total
D	**Direct Costs**				
	Productive Labor & Benefits (0.75 of 2022-23 Salary & MFB)		$	57,588	36.02%
	Leave & Non-Productive Time (0.25 of FY 2022-23 Salary & MFB)		$	19,196	12.01%
	Space Rental Equivalent		$	-	0.00%
	Materials & Supplies		$	-	0.00%
	Other (Please Describe on Worksheet)		$	-	0.00%
E	**Indirect Costs**				
	Departmental Overhead	108.19%	$	83,073	51.97%
	Central Services Overhead	0.00%	$	-	0.00%
F	**FY 2022-23 Direct & Indirect Costs**		**$**	**159,858**	**100.00%**

G	**FY 2022-23 Revenue Recovery Rate (C/F):**	**68.99%**
H	**Required Fee For 100% Cost Recovery (F/A):**	**$ 913.47**
I	**Over (+) or Under (-) 100% Cost Recovery (B-H):**	**($745.42)**
J	**FY 2022-23 Estimated Revenue [(1) x A]:**	**$ 29,410.10**
K	**FY 2021-22 Estimated Revenue [(2) x A]:**	**$ 8,137.60**
L	**FY 2022-23 Estimated Revenue Increase/Decrease Based on Proposed Fee [J - K]:**	**$ 21,272.50**

Worksheet 21-22

Estimated Costs Worksheet FY 2021-22

Direct Costs

Labor and Benefits

Please use the worksheet below to list all job classes necessary to support the services provided. Add rows if necessary.

Please also provide a description of the work and the estimated hours for each job class required to perform each unit of service

JobClass	Job Class Title	Description of Work	Hours per Unit of Service
1820	Jr Adminstrative Analyst	Review plans, work with applicants, prepare notification, and issue permit	5.00
6230	Street Inspector	Inspection	2.00
1632	Sr. Account Clerk	Process Payment	0.25

Please fill out the Salary and Benefits Amount per FTE column

Job Class	Job Class Title	Salary and Benefits Amount per FTE	Hours Worked	Hourly Rate	Salary and Benefits Amount
1820	Jr Adminstrative Analyst	$119,214.94	250.0	$57.31	$14,328.72
6230	Street Inspector	$143,235.86	100.0	$68.86	$6,886.34
1632	Sr. Account Clerk	$120,375.37	12.5	$57.87	$723.41
0	0		0.0	$0.00	$0.00
				Total:	**$21,938.47**

Space Rental Equivalent

Please list and describe the costs of space/facility rental necessary to support the services provided. Add rows as necessary. Ensure that the 'Total' includes the sum of all rows with cost information.

	Cost	**Description**
1		
2		
3		
Total:	**$0.00**	

Materials and Supplies

Please list and describe the costs of space/facility rental necessary to support the services provided. Add rows as necessary. Ensure that the 'Total' includes the sum of all rows with cost information.

	Cost	**Description**
1		
2		
3		
Total:	**$0.00**	

Other Costs

Please list and describe the costs of space/facility rental necessary to support the services provided. Add rows as necessary. Ensure that the 'Total' includes the sum of all rows with cost information.

	Cost	**Description**
1		
2		
3		
Total:	**$0.00**	

Indirect Costs

Rate	Source
108.2%	Please provide supporting documentation for how Departmental overhead rate was derived.

Worksheet 22-23

Estimated Costs Worksheet FY 2022-23

Direct Costs

Labor and Benefits

Please use the worksheet below to list all job classes necessary to support the services provided. Add rows if necessary.

Please also provide a description of the work and the estimated hours for each job class required to perform each unit of service

JobClass	Job Class Title	Description of Work	Hours per Unit of Service
1820	Jr Adminstrative Analyst	Review plans, work with applicants, prepare notification, and issue permit	5.00
6230	Street Inspector	Inspection	2.00
1632	Sr. Account Clerk	Process Payment	0.25
0	0	0	-

Please fill out the Salary and Benefits Amount per FTE column

Job Class	Job Class Title	Salary and Benefits Amount per FTE	Hours Worked	Hourly Rate	Salary and Benefits Amount
1820	Jr Adminstrative Analyst	$119,214.94	875.0	$57.31	$50,150.52
6230	Street Inspector	$143,235.86	350.0	$68.86	$24,102.19
1632	Sr. Account Clerk	$120,375.37	43.8	$57.87	$2,531.93
0	0	$0.00	0.0	$0.00	$0.00
				Total:	**$76,784.64**

Space Rental Equivalent

Please list and describe the costs of space/facility rental necessary to support the services provided. Add rows as necessary. Ensure that the 'Total' includes the sum of all rows with cost information.

	Cost	**Description**
1		
2		
3		
Total:	**$0.00**	

Materials and Supplies

Please list and describe the costs of space/facility rental necessary to support the services provided. Add rows as necessary. Ensure that the 'Total' includes the sum of all rows with cost information.

	Cost	**Description**
1		
2		
3		
Total:	**$0.00**	

Other Costs

Please list and describe the costs of space/facility rental necessary to support the services provided. Add rows as necessary. Ensure that the 'Total' includes the sum of all rows with cost information.

	Cost	**Description**
1		
2		
3		
Total:	**$0.00**	

Indirect Costs

Rate	**Source**
	Please provide supporting documentation for how Departmental overhead rate was derived.

Budget Form 2C: Fee Cost Recovery

PLEASE FILL OUT HIGHLIGHTED AREAS AND PROVIDE A DETAILED DESCRIPTION OF THE SERVICE

DEPARTMENT: Public Works

Fee Name: Special Sidewalk Permit

	Numeric Code	Title
PS Department of Proposed Revenue:	207957	DPW BSM Budgetary
PS Fund of Proposed Revenue:	10000	GF Annual Account Ctrl
PS Authority of Proposed Revenue:	10000	Operating
PS Project of Proposed Revenue:	10029978	PW-BSM Street-Use Mgmt
PS Activity of Proposed Revenue:	0001	Permits and Street Inspections
PS Account of Proposed Revenue:	460639	Misc Service Charges-DPW

Fee Status (New/Modified): Continuing
Fee Status (New/Modified): Continuing

Department Providing Service: San Francisco Public Works
Fee Administrator: Bernard Tse
Code Authorization/ Proposed Fee Ordinance/File No: SFPWC Articles 15 & 2.1

Proposed Fee (FY 2022-23):	**$ 561.94**	**(1)**
Proposed Fee (FY 2021-22):	**$ 544.20**	**(2)**
Current Fee (FY 2020-21):	**$ 535.00**	**(3)**

Detailed Service Description:

Please provide description of service

Proposed Fee (FY 2022-23):	$	561.94	**FY 2022-23 Proposed Fee Increase/Decrease:**	$ 17.74
Proposed Fee (FY 2021-22):	$	544.20	**FY 2022-23 % Proposed Fee Change from FY 2020-21 Fee:**	3.26%
Current Fee (FY 2020-21):	$	535.00	**FY 2021-22 Proposed Fee Increase/Decrease:**	$ 9.20
			FY 2021-22 % Proposed Fee Change from Current Fee:	1.72%
Fee Prior to Current:	$	518.00	**Fiscal Year of Prior Fee Change:**	2019-2020
Current Fee Increase/Decrease from Prior Fee:	$	17.00	**% Current Fee Change from Prior Fee:**	3.28%

FY2021-22

ESTIMATED REVENUE DERIVED FROM SERVICE

A	**Quantity Estimated (# of Units of Service Provided)**	**30**
B	**Fee per Unit (*Proposed*)**	**$ 544**
C	**FY 2021-22 Revenue Budgeted (A x B)**	**$ 16,326**

ESTIMATED COSTS TO PROVIDE SERVICE - USE WORKSHEET 21-22, BELOW

		Rate		FY 2021-22 Estimated Cost	% of Total
D	**Direct Costs**				
	Productive Labor & Benefits (0.75 of 2021-22 Salary & MFB)		$	7,397	36.02%
	Leave & Non-Productive Time (0.25 of FY 2021-22 Salary & MFB)		$	2,466	12.01%
	Space Rental Equivalent		$	-	0.00%
	Materials & Supplies		$	-	0.00%
	Other (Please Describe on Worksheet)		$	-	0.00%
E	**Indirect Costs**	**Rate**			
	Departmental Overhead	108.19%	$	10,670	51.97%
	Central Services Overhead	0.00%	$	-	0.00%
F	**FY 2021-22 Direct & Indirect Costs**		**$**	**20,533**	**100.00%**

G	**FY 2021-22 Revenue Recovery Rate (C/F):**	**79.51%**
H	**Required Fee For 100% Cost Recovery (F/A)**	**$ 684.43**
I	**Over (+) or Under (-) 100% Cost Recovery (B-H)**	**($140.23)**

J	**FY 2020-21 Estimated Revenue [(2) x A]:**	**$ 16,326.06**
K	**FY 2019-20 Estimated Revenue [(3) x A]:**	**$ 16,050.00**
L	**FY 2010-21 Estimated Revenue Increase/Decrease Based on Proposed Fee [J -K]:**	**$ 276.06**

FY2022-23

ESTIMATED REVENUE DERIVED FROM SERVICE

A	**Quantity Estimated (# of Units of Service Provided)**	**30**
B	**Fee per Unit (*Proposed*)**	**$ 562**
C	**FY 2021-22 Revenue Budgeted (A x B)**	**$ 16,858**

ESTIMATED COSTS TO PROVIDE SERVICE - USE WORKSHEET 22-23, BELOW

		Rate		FY 2021-22 Estimated Cost	% of Total
D	**Direct Costs**				
	Productive Labor & Benefits (0.75 of 2022-23 Salary & MFB)		$	7,397	36.02%
	Leave & Non-Productive Time (0.25 of FY 2022-23 Salary & MFB)		$	2,466	12.01%
	Space Rental Equivalent		$	-	0.00%
	Materials & Supplies		$	-	0.00%
	Other (Please Describe on Worksheet)		$	-	0.00%
E	**Indirect Costs**	**Rate**			
	Departmental Overhead	108.19%	$	10,670	51.97%
	Central Services Overhead	0.00%	$	-	0.00%
F	**FY 2022-23 Direct & Indirect Costs**		**$**	**20,533**	**100.00%**

G	**FY 2022-23 Revenue Recovery Rate (C/F):**	**82.10%**
H	**Required Fee For 100% Cost Recovery (F/A):**	**$ 684.43**
I	**Over (+) or Under (-) 100% Cost Recovery (B-H):**	**($122.48)**

J	**FY 2022-23 Estimated Revenue [(1) x A]:**	**$ 16,858.29**
K	**FY 2021-22 Estimated Revenue [(2) x A]:**	**$ 16,326.06**
L	**FY 2022-23 Estimated Revenue Increase/Decrease Based on Proposed Fee [J - K]:**	**$ 532.23**

Worksheet 21-22

Estimated Costs Worksheet FY 2021-22

Direct Costs

Labor and Benefits

Please use the worksheet below to list all job classes necessary to support the services provided. Add rows if necessary.

Please also provide a description of the work and the estimated hours for each job class required to perform each unit of service

JobClass	Job Class Title	Description of Work	Hours per Unit of Service
5203	Assistant Engineer	Intake, plan review and issuance	2.00
6230	Street Inspector	Inspection	2.00
1632	Sr. Account Clerk	Process Payment	0.25

Please fill out the Salary and Benefits Amount per FTE column

Job Class	Job Class Title	Salary and Benefits Amount per FTE	Hours Worked	Hourly Rate	Salary and Benefits Amount
5203	Assistant Engineer	$183,618.86	60.0	$88.28	$5,296.70
6230	Street Inspector	$143,235.86	60.0	$68.86	$4,131.80
1632	Sr. Account Clerk	$120,375.37	7.5	$57.87	$434.05
0	0		0.0	$0.00	$0.00
				Total:	**$9,862.55**

Space Rental Equivalent

Please list and describe the costs of space/facility rental necessary to support the services provided. Add rows as necessary. Ensure that the 'Total' includes the sum of all rows with cost information.

	Cost	**Description**
1		
2		
3		
Total:	**$0.00**	

Materials and Supplies

Please list and describe the costs of space/facility rental necessary to support the services provided. Add rows as necessary. Ensure that the 'Total' includes the sum of all rows with cost information.

	Cost	**Description**
1		
2		
3		
Total:	**$0.00**	

Other Costs

Please list and describe the costs of space/facility rental necessary to support the services provided. Add rows as necessary. Ensure that the 'Total' includes the sum of all rows with cost information.

	Cost	**Description**
1		
2		
3		
Total:	**$0.00**	

Indirect Costs

Rate	**Source**
108.2%	Please provide supporting documentation for how Departmental overhead rate was derived.

Worksheet 22-23

Estimated Costs Worksheet FY 2022-23

Direct Costs

Labor and Benefits

Please use the worksheet below to list all job classes necessary to support the services provided. Add rows if necessary.

Please also provide a description of the work and the estimated hours for each job class required to perform each unit of service

JobClass	Job Class Title	Description of Work	Hours per Unit of Service
5203	Assistant Engineer	Intake, plan review and issuance	2.00
6230	Street Inspector	Inspection	2.00
1632	Sr. Account Clerk	Process Payment	0.25
0	0	0	-

Please fill out the Salary and Benefits Amount per FTE column

Job Class	Job Class Title	Salary and Benefits Amount per FTE	Hours Worked	Hourly Rate	Salary and Benefits Amount
5203	Assistant Engineer	$183,618.86	60.0	$88.28	$5,296.70
6230	Street Inspector	$143,235.86	60.0	$68.86	$4,131.80
1632	Sr. Account Clerk	$120,375.37	7.5	$57.87	$434.05
0	0	$0.00	0.0	$0.00	$0.00
				Total:	**$9,862.55**

Space Rental Equivalent

Please list and describe the costs of space/facility rental necessary to support the services provided. Add rows as necessary. Ensure that the 'Total' includes the sum of all rows with cost information.

	Cost	**Description**
1		
2		
3		
Total:	**$0.00**	

Materials and Supplies

Please list and describe the costs of space/facility rental necessary to support the services provided. Add rows as necessary. Ensure that the 'Total' includes the sum of all rows with cost information.

	Cost	**Description**
1		
2		
3		
Total:	**$0.00**	

Other Costs

Please list and describe the costs of space/facility rental necessary to support the services provided. Add rows as necessary. Ensure that the 'Total' includes the sum of all rows with cost information.

	Cost	**Description**
1		
2		
3		
Total:	**$0.00**	

Indirect Costs

Rate	**Source**
	Please provide supporting documentation for how Departmental overhead rate was derived.

Budget Form 2C: Fee Cost Recovery

PLEASE FILL OUT HIGHLIGHTED AREAS AND PROVIDE A DETAILED DESCRIPTION OF THE SERVICE

DEPARTMENT: Public Works

Fee Name: Street Improvement Permit Fee

	Numeric Code	Title
PS Department of Proposed Revenue:	207957	DPW BSM Budgetary
PS Fund of Proposed Revenue:	10000	GF Annual Account Ctrl
PS Authority of Proposed Revenue:	10000	Operating
PS Project of Proposed Revenue:	10029978	PW-BSM Street-Use Mgmt
PS Activity of Proposed Revenue:	0001	Permits and Street Inspections
PS Account of Proposed Revenue:	460639	Misc Service Charges-DPW

Fee Status (New/Modified): Continuing
Fee Status (New/Modified): Continuing

Department Providing Service: San Francisco Public Works
Fee Administrator: Bernard Tse
Code Authorization/
Proposed Fee Ordinance/File No: SFPWC Articles 15 & 2.1

Proposed Fee (FY 2022-23): $ 1,572.39 (1)
Proposed Fee (FY 2021-22): $ 1,522.75 (2)
Current Fee (FY 2020-21): $ 1,497.00 (3)

Detailed Service Description:

Please provide description of service

Proposed Fee (FY 2022-23): $ 1,572.39
Proposed Fee (FY 2021-22): $ 1,522.75
Current Fee (FY 2020-21): $ 1,497.00

FY 2022-23 Proposed Fee Increase/Decrease: $ 49.64
FY 2022-23 % Proposed Fee Change from FY 2020-21 Fee: 3.26%
FY 2021-22 Proposed Fee Increase/Decrease: $ 25.75
FY 2021-22 % Proposed Fee Change from Current Fee: 1.72%

Fee Prior to Current: $ 1,449.00
Current Fee Increase/Decrease from Prior Fee: $ 48.00

Fiscal Year of Prior Fee Change: 2019-2020
% Current Fee Change from Prior Fee: 3.31%

FY2021-22

ESTIMATED REVENUE DERIVED FROM SERVICE

A	**Quantity Estimated (# of Units of Service Provided)**	**350**
B	**Fee per Unit (*Proposed*)**	**$ 1,523**
C	**FY 2021-22 Revenue Budgeted (A x B)**	**$ 532,962**

ESTIMATED COSTS TO PROVIDE SERVICE - USE WORKSHEET 21-22, BELOW

		Rate		FY 2021-22 Estimated Cost	% of Total
D	**Direct Costs**				
	Productive Labor & Benefits (0.75 of 2021-22 Salary & MFB)		$	262,709	36.02%
	Leave & Non-Productive Time (0.25 of FY 2021-22 Salary & MFB)		$	87,570	12.01%
	Space Rental Equivalent		$	-	0.00%
	Materials & Supplies		$	-	0.00%
	Other (Please Describe on Worksheet)		$	-	0.00%
E	**Indirect Costs**	**Rate**			
	Departmental Overhead	108.19%	$	378,967	51.97%
	Central Services Overhead	0.00%	$	-	0.00%
F	**FY 2021-22 Direct & Indirect Costs**		**$**	**729,246**	**100.00%**

G	**FY 2021-22 Revenue Recovery Rate (C/F):**	**73.08%**
H	**Required Fee For 100% Cost Recovery (F/A)**	**$ 2,083.56**
I	**Over (+) or Under (-) 100% Cost Recovery (B-H)**	**($560.81)**

J	**FY 2020-21 Estimated Revenue [(2) x A]:**	**$ 532,961.94**
K	**FY 2019-20 Estimated Revenue [(3) x A]:**	**$ 523,950.00**
L	**FY 2010-21 Estimated Revenue Increase/Decrease Based on Proposed Fee [J -K]:**	**$ 9,011.94**

FY2022-23

ESTIMATED REVENUE DERIVED FROM SERVICE

A	**Quantity Estimated (# of Units of Service Provided)**	**350**
B	**Fee per Unit (*Proposed*)**	**$ 1,572**
C	**FY 2021-22 Revenue Budgeted (A x B)**	**$ 550,336**

ESTIMATED COSTS TO PROVIDE SERVICE - USE WORKSHEET 22-23, BELOW

		Rate		FY 2021-22 Estimated Cost	% of Total
D	**Direct Costs**				
	Productive Labor & Benefits (0.75 of 2022-23 Salary & MFB)		$	262,709	36.02%
	Leave & Non-Productive Time (0.25 of FY 2022-23 Salary & MFB)		$	87,570	12.01%
	Space Rental Equivalent		$	-	0.00%
	Materials & Supplies		$	-	0.00%
	Other (Please Describe on Worksheet)		$	-	0.00%
E	**Indirect Costs**	**Rate**			
	Departmental Overhead	108.19%	$	378,967	51.97%
	Central Services Overhead	0.00%	$	-	0.00%
F	**FY 2022-23 Direct & Indirect Costs**		**$**	**729,246**	**100.00%**

G	**FY 2022-23 Revenue Recovery Rate (C/F):**	**75.47%**
H	**Required Fee For 100% Cost Recovery (F/A):**	**$ 2,083.56**
I	**Over (+) or Under (-) 100% Cost Recovery (B-H):**	**($511.17)**

J	**FY 2022-23 Estimated Revenue [(1) x A]:**	**$ 550,336.50**
K	**FY 2021-22 Estimated Revenue [(2) x A]:**	**$ 532,961.94**
L	**FY 2022-23 Estimated Revenue Increase/Decrease Based on Proposed Fee [J - K]:**	**$ 17,374.56**

Worksheet 21-22

Estimated Costs Worksheet FY 2021-22

Direct Costs

Labor and Benefits

Please use the worksheet below to list all job classes necessary to support the services provided. Add rows if necessary.

Please also provide a description of the work and the estimated hours for each job class required to perform each unit of service

JobClass	Job Class Title	Description of Work	Hours per Unit of Service
5203	Assistant Engineer	Intake, plan review, referral, and issuance	10.00
6230	Street Inspector	Inspection	6.00
1632	Sr. Account Clerk	Process Payment	0.25
5207	Associate Engineer	QA/QC	2.00

Please fill out the Salary and Benefits Amount per FTE column

Job Class	Job Class Title	Salary and Benefits Amount per FTE	Hours Worked	Hourly Rate	Salary and Benefits Amount
5203	Assistant Engineer	$119,214.94	3500.0	$57.31	$200,602.06
6230	Street Inspector	$143,235.86	2100.0	$68.86	$144,613.13
1632	Sr. Account Clerk	$120,375.37	87.5	$57.87	$5,063.87
5207	Associate Engineer		700.0	$0.00	$0.00
				Total:	**$350,279.06**

Space Rental Equivalent

Please list and describe the costs of space/facility rental necessary to support the services provided. Add rows as necessary. Ensure that the 'Total' includes the sum of all rows with cost information.

	Cost	Description
1		
2		
3		
Total:	**$0.00**	

Materials and Supplies

Please list and describe the costs of space/facility rental necessary to support the services provided. Add rows as necessary. Ensure that the 'Total' includes the sum of all rows with cost information.

	Cost	Description
1		
2		
3		
Total:	**$0.00**	

Other Costs

Please list and describe the costs of space/facility rental necessary to support the services provided. Add rows as necessary. Ensure that the 'Total' includes the sum of all rows with cost information.

	Cost	Description
1		
2		
3		
Total:	**$0.00**	

Indirect Costs

Rate	Source
108.2%	Please provide supporting documentation for how Departmental overhead rate was derived.

Worksheet 22-23

Estimated Costs Worksheet FY 2022-23

Direct Costs

Labor and Benefits

Please use the worksheet below to list all job classes necessary to support the services provided. Add rows if necessary.

Please also provide a description of the work and the estimated hours for each job class required to perform each unit of service

JobClass	Job Class Title	Description of Work	Hours per Unit of Service
5203	Assistant Engineer	Intake, plan review, referral, and issuance	10.00
6230	Street Inspector	Inspection	6.00
1632	Sr. Account Clerk	Process Payment	0.25
5207	Associate Engineer	QA/QC	2.00

Please fill out the Salary and Benefits Amount per FTE column

Job Class	Job Class Title	Salary and Benefits Amount per FTE	Hours Worked	Hourly Rate	Salary and Benefits Amount
5203	Assistant Engineer	$119,214.94	3500.0	$57.31	$200,602.06
6230	Street Inspector	$143,235.86	2100.0	$68.86	$144,613.13
1632	Sr. Account Clerk	$120,375.37	87.5	$57.87	$5,063.87
5207	Associate Engineer	$0.00	700.0	$0.00	$0.00
				Total:	**$350,279.06**

Space Rental Equivalent

Please list and describe the costs of space/facility rental necessary to support the services provided. Add rows as necessary. Ensure that the 'Total' includes the sum of all rows with cost information.

	Cost	**Description**
1		
2		
3		
Total:	**$0.00**	

Materials and Supplies

Please list and describe the costs of space/facility rental necessary to support the services provided. Add rows as necessary. Ensure that the 'Total' includes the sum of all rows with cost information.

	Cost	**Description**
1		
2		
3		
Total:	**$0.00**	

Other Costs

Please list and describe the costs of space/facility rental necessary to support the services provided. Add rows as necessary. Ensure that the 'Total' includes the sum of all rows with cost information.

	Cost	**Description**
1		
2		
3		
Total:	**$0.00**	

Indirect Costs

Rate	**Source**
	Please provide supporting documentation for how Departmental overhead rate was derived.

Budget Form 2C: Fee Cost Recovery

PLEASE FILL OUT HIGHLIGHTED AREAS AND PROVIDE A DETAILED DESCRIPTION OF THE SERVICE

DEPARTMENT: Public Works

Fee Name: Street Improvement Permit Fee

	Numeric Code	Title
PS Department of Proposed Revenue:	207957	DPW BSM Budgetary
PS Fund of Proposed Revenue:	10000	GF Annual Account Ctrl
PS Authority of Proposed Revenue:	10000	Operating
PS Project of Proposed Revenue:	10029978	PW-BSM Street-Use Mgmt
PS Activity of Proposed Revenue:	0001	Permits and Street Inspections
PS Account of Proposed Revenue:	460639	Misc Service Charges-DPW

Fee Status (New/Modified): Continuing
Fee Status (New/Modified): Continuing

Department Providing Service: San Francisco Public Works
Fee Administrator: Bernard Tse
Code Authorization/
Proposed Fee Ordinance/File No: SFPWC Articles 15 & 2.1

Proposed Fee (FY 2022-23):	**$ 525.18**	**(1)**
Proposed Fee (FY 2021-22):	**$ 508.60**	**(2)**
Current Fee (FY 2020-21):	**$ 500.00**	**(3)**

Detailed Service Description:

Please provide description of service

Proposed Fee (FY 2022-23):	$	525.18	**FY 2022-23 Proposed Fee Increase/Decrease:**	$ 16.58
Proposed Fee (FY 2021-22):	$	508.60	**FY 2022-23 % Proposed Fee Change from FY 2020-21 Fee:**	3.26%
Current Fee (FY 2020-21):	$	500.00	**FY 2021-22 Proposed Fee Increase/Decrease:**	$ 8.60
			FY 2021-22 % Proposed Fee Change from Current Fee:	1.72%
Fee Prior to Current:	$	450.00	**Fiscal Year of Prior Fee Change:**	2019-2020
Current Fee Increase/Decrease from Prior Fee:	$	50.00	**% Current Fee Change from Prior Fee:**	11.11%

FY2021-22

ESTIMATED REVENUE DERIVED FROM SERVICE

A	**Quantity Estimated (# of Units of Service Provided)**	**175**
B	**Fee per Unit (*Proposed*)**	**$ 509**
C	**FY 2021-22 Revenue Budgeted (A x B)**	**$ 89,005**

ESTIMATED COSTS TO PROVIDE SERVICE - USE WORKSHEET 21-22, BELOW

		Rate		FY 2021-22 Estimated Cost	% of Total
D	**Direct Costs**				
	Productive Labor & Benefits (0.75 of 2021-22 Salary & MFB)		$	85,087	36.02%
	Leave & Non-Productive Time (0.25 of FY 2021-22 Salary & MFB)		$	28,362	12.01%
	Space Rental Equivalent		$	-	0.00%
	Materials & Supplies		$	-	0.00%
	Other (Please Describe on Worksheet)		$	-	0.00%
E	**Indirect Costs**	**Rate**			
	Departmental Overhead	108.19%	$	122,740	51.97%
	Central Services Overhead	0.00%	$	-	0.00%
F	**FY 2021-22 Direct & Indirect Costs**		**$**	**236,189**	**100.00%**

G	**FY 2021-22 Revenue Recovery Rate (C/F):**	**37.68%**
H	**Required Fee For 100% Cost Recovery (F/A)**	**$ 1,349.65**
I	**Over (+) or Under (-) 100% Cost Recovery (B-H)**	**($841.05)**
J	**FY 2020-21 Estimated Revenue [(2) x A]:**	**$ 89,005.00**
K	**FY 2019-20 Estimated Revenue [(3) x A]:**	**$ 87,500.00**
L	**FY 2010-21 Estimated Revenue Increase/Decrease Based on Proposed Fee [J -K]:**	**$ 1,505.00**

FY2022-23

ESTIMATED REVENUE DERIVED FROM SERVICE

A	**Quantity Estimated (# of Units of Service Provided)**	**350**
B	**Fee per Unit (*Proposed*)**	**$ 525**
C	**FY 2021-22 Revenue Budgeted (A x B)**	**$ 183,813**

ESTIMATED COSTS TO PROVIDE SERVICE - USE WORKSHEET 22-23, BELOW

		Rate		FY 2021-22 Estimated Cost	% of Total
D	**Direct Costs**				
	Productive Labor & Benefits (0.75 of 2022-23 Salary & MFB)		$	85,087	36.02%
	Leave & Non-Productive Time (0.25 of FY 2022-23 Salary & MFB)		$	28,362	12.01%
	Space Rental Equivalent		$	-	0.00%
	Materials & Supplies		$	-	0.00%
	Other (Please Describe on Worksheet)		$	-	0.00%
E	**Indirect Costs**	**Rate**			
	Departmental Overhead	108.19%	$	122,740	51.97%
	Central Services Overhead	0.00%	$	-	0.00%
F	**FY 2022-23 Direct & Indirect Costs**		**$**	**236,189**	**100.00%**

G	**FY 2022-23 Revenue Recovery Rate (C/F):**	**77.82%**
H	**Required Fee For 100% Cost Recovery (F/A):**	**$ 674.83**
I	**Over (+) or Under (-) 100% Cost Recovery (B-H):**	**($149.65)**
J	**FY 2022-23 Estimated Revenue [(1) x A]:**	**$ 183,813.13**
K	**FY 2021-22 Estimated Revenue [(2) x A]:**	**$ 89,005.00**
L	**FY 2022-23 Estimated Revenue Increase/Decrease Based on Proposed Fee [J - K]:**	**$ 94,808.13**

Worksheet 21-22

Estimated Costs Worksheet FY 2021-22

Direct Costs

Labor and Benefits

Please use the worksheet below to list all job classes necessary to support the services provided. Add rows if necessary.

Please also provide a description of the work and the estimated hours for each job class required to perform each unit of service

JobClass	Job Class Title	Description of Work	Hours per Unit of Service
5203	Assistant Engineer	Intake, plan review, referral, and issuance	3.00
6230	Street Inspector	Inspection	2.00
1632	Sr. Account Clerk	Process Payment	0.25
5207	Associate Engineer	QA/QC	1.00

Please fill out the Salary and Benefits Amount per FTE column

Job Class	Job Class Title	Salary and Benefits Amount per FTE	Hours Worked	Hourly Rate	Salary and Benefits Amount
5203	Assistant Engineer	$119,214.94	1050.0	$57.31	$60,180.62
6230	Street Inspector	$143,235.86	700.0	$68.86	$48,204.38
1632	Sr. Account Clerk	$120,375.37	87.5	$57.87	$5,063.87
5207	Associate Engineer		350.0	$0.00	$0.00
				Total:	**$113,448.86**

Space Rental Equivalent

Please list and describe the costs of space/facility rental necessary to support the services provided. Add rows as necessary. Ensure that the 'Total' includes the sum of all rows with cost information.

	Cost	Description
1		
2		
3		
Total:	**$0.00**	

Materials and Supplies

Please list and describe the costs of space/facility rental necessary to support the services provided. Add rows as necessary. Ensure that the 'Total' includes the sum of all rows with cost information.

	Cost	Description
1		
2		
3		
Total:	**$0.00**	

Other Costs

Please list and describe the costs of space/facility rental necessary to support the services provided. Add rows as necessary. Ensure that the 'Total' includes the sum of all rows with cost information.

	Cost	Description
1		
2		
3		
Total:	**$0.00**	

Indirect Costs

Rate	Source
108.2%	Please provide supporting documentation for how Departmental overhead rate was derived.

Worksheet 22-23

Estimated Costs Worksheet FY 2022-23

Direct Costs

Labor and Benefits

Please use the worksheet below to list all job classes necessary to support the services provided. Add rows if necessary.

Please also provide a description of the work and the estimated hours for each job class required to perform each unit of service

JobClass	Job Class Title	Description of Work	Hours per Unit of Service
5203	Assistant Engineer	Intake, plan review, referral, and issuance	3.00
6230	Street Inspector	Inspection	2.00
1632	Sr. Account Clerk	Process Payment	0.25
5207	Associate Engineer	QA/QC	1.00

Please fill out the Salary and Benefits Amount per FTE column

Job Class	Job Class Title	Salary and Benefits Amount per FTE	Hours Worked	Hourly Rate	Salary and Benefits Amount
5203	Assistant Engineer	$119,214.94	1050.0	$57.31	$60,180.62
6230	Street Inspector	$143,235.86	700.0	$68.86	$48,204.38
1632	Sr. Account Clerk	$120,375.37	87.5	$57.87	$5,063.87
5207	Associate Engineer	$0.00	350.0	$0.00	$0.00
				Total:	**$113,448.86**

Space Rental Equivalent

Please list and describe the costs of space/facility rental necessary to support the services provided. Add rows as necessary. Ensure that the 'Total' includes the sum of all rows with cost information.

	Cost	Description
1		
2		
3		
Total:	**$0.00**	

Materials and Supplies

Please list and describe the costs of space/facility rental necessary to support the services provided. Add rows as necessary. Ensure that the 'Total' includes the sum of all rows with cost information.

	Cost	Description
1		
2		
3		
Total:	**$0.00**	

Other Costs

Please list and describe the costs of space/facility rental necessary to support the services provided. Add rows as necessary. Ensure that the 'Total' includes the sum of all rows with cost information.

	Cost	Description
1		
2		
3		
Total:	**$0.00**	

Indirect Costs

Rate	Source
	Please provide supporting documentation for how Departmental overhead rate was derived.

Budget Form 2C: Fee Cost Recovery

PLEASE FILL OUT HIGHLIGHTED AREAS AND PROVIDE A DETAILED DESCRIPTION OF THE SERVICE

DEPARTMENT: Public Works

Fee Name: Street Space - Admin Fee

	Numeric Code	Title
PS Department of Proposed Revenue:	207957	DPW BSM Budgetary
PS Fund of Proposed Revenue:	10000	GF Annual Account Ctrl
PS Authority of Proposed Revenue:	10000	Operating
PS Project of Proposed Revenue:	10029978	PW-BSM Street-Use Mgmt
PS Activity of Proposed Revenue:	0001	Permits and Street Inspections
PS Account of Proposed Revenue:	460637	Street Space

Fee Status (New/Modified): Continuing
Fee Status (New/Modified): Continuing

Department Providing Service: San Francisco Public Works
Fee Administrator: Bernard Tse
Code Authorization/
Proposed Fee Ordinance/File No: SFPWC Articles 15 & 2.1

Proposed Fee (FY 2022-23): $ 21.33 (1)
Proposed Fee (FY 2021-22): $ 20.66 (2)
Current Fee (FY 2020-21): $ 20.31 (3)

	Per Code 724.1
Fee	$ 15.42
Assessment	$ 100.00
	$ 115.42

Detailed Service Description:
Please provide description of service

Proposed Fee (FY 2022-23):	$ 21.33	**FY 2022-23 Proposed Fee Increase/Decrease:**	$ 0.67
Proposed Fee (FY 2021-22):	$ 20.66	**FY 2022-23 % Proposed Fee Change from FY 2020-21 Fee:**	3.26%
Current Fee (FY 2020-21):	$ 20.31	**FY 2021-22 Proposed Fee Increase/Decrease:**	$ 0.35
		FY 2021-22 % Proposed Fee Change from Current Fee:	1.72%
Fee Prior to Current:	$ 19.77	**Fiscal Year of Prior Fee Change:**	2019-2020
Current Fee Increase/Decrease from Prior Fee:	$ 0.54	**% Current Fee Change from Prior Fee:**	2.73%

FY2021-22

ESTIMATED REVENUE DERIVED FROM SERVICE

A	**Quantity Estimated (# of Units of Service Provided)**	3,000
B	**Fee per Unit (*Proposed*)**	$ 21
C	**FY 2021-22 Revenue Budgeted (A x B)**	$ 61,978

ESTIMATED COSTS TO PROVIDE SERVICE - USE WORKSHEET 21-22, BELOW

		Rate		FY 2021-22 Estimated Cost	% of Total
D	**Direct Costs**				
	Productive Labor & Benefits (0.75 of 2021-22 Salary & MFB)		$	129,377	36.02%
	Leave & Non-Productive Time (0.25 of FY 2021-22 Salary & MFB)		$	43,126	12.01%
	Space Rental Equivalent		$	-	0.00%
	Materials & Supplies		$	-	0.00%
	Other (Please Describe on Worksheet)		$	-	0.00%
E	**Indirect Costs**	**Rate**			
	Departmental Overhead	108.19%	$	186,630	51.97%
	Central Services Overhead	0.00%	$	-	0.00%
F	**FY 2021-22 Direct & Indirect Costs**		**$**	**359,133**	**100.00%**

G	**FY 2021-22 Revenue Recovery Rate (C/F):**	**17.26%**
H	**Required Fee For 100% Cost Recovery (F/A)**	**$ 119.71**
I	**Over (+) or Under (-) 100% Cost Recovery (B-H)**	**($99.05)**
J	**FY 2020-21 Estimated Revenue [(2) x A]:**	**$ 61,978.00**
K	**FY 2019-20 Estimated Revenue [(3) x A]:**	**$ 60,930.00**
L	**FY 2010-21 Estimated Revenue Increase/Decrease Based on Proposed Fee [J -K]:**	**$ 1,048.00**

FY2022-23

ESTIMATED REVENUE DERIVED FROM SERVICE

A	**Quantity Estimated (# of Units of Service Provided)**	4,000
B	**Fee per Unit (*Proposed*)**	$ 21
C	**FY 2021-22 Revenue Budgeted (A x B)**	$ 85,331

ESTIMATED COSTS TO PROVIDE SERVICE - USE WORKSHEET 22-23, BELOW

		Rate		FY 2021-22 Estimated Cost	% of Total
D	**Direct Costs**				
	Productive Labor & Benefits (0.75 of 2022-23 Salary & MFB)		$	129,377	36.02%
	Leave & Non-Productive Time (0.25 of FY 2022-23 Salary & MFB)		$	43,126	12.01%
	Space Rental Equivalent		$	-	0.00%
	Materials & Supplies		$	-	0.00%
	Other (Please Describe on Worksheet)		$	-	0.00%
E	**Indirect Costs**	**Rate**			
	Departmental Overhead	108.19%	$	186,630	51.97%
	Central Services Overhead	0.00%	$	-	0.00%
F	**FY 2022-23 Direct & Indirect Costs**		**$**	**359,133**	**100.00%**

G	**FY 2022-23 Revenue Recovery Rate (C/F):**	**23.76%**
H	**Required Fee For 100% Cost Recovery (F/A):**	**$ 89.78**
I	**Over (+) or Under (-) 100% Cost Recovery (B-H):**	**($68.45)**
J	**FY 2022-23 Estimated Revenue [(1) x A]:**	**$ 85,331.30**
K	**FY 2021-22 Estimated Revenue [(2) x A]:**	**$ 61,978.00**
L	**FY 2022-23 Estimated Revenue Increase/Decrease Based on Proposed Fee [J - K]:**	**$ 23,353.31**

Worksheet 21-22

Estimated Costs Worksheet FY 2021-22

Direct Costs

Labor and Benefits

Please use the worksheet below to list all job classes necessary to support the services provided. Add rows if necessary.

Please also provide a description of the work and the estimated hours for each job class required to perform each unit of service

JobClass	Job Class Title	Description of Work	Hours per Unit of Service
5203	Assistant Engineer	Review permit, and issuance	0.50
1632	Sr. Account Clerk	Process Payment	0.25

Please fill out the Salary and Benefits Amount per FTE column

Job Class	Job Class Title	Salary and Benefits Amount per FTE	Hours Worked	Hourly Rate	Salary and Benefits Amount
5203	Assistant Engineer	$119,214.94	2000.0	$57.31	$114,629.75
0	0	$143,235.86	0.0	$68.86	$0.00
1632	Sr. Account Clerk	$120,375.37	1000.0	$57.87	$57,872.77
0	0		0.0	$0.00	$0.00
				Total:	**$172,502.53**

Space Rental Equivalent — Please list and describe the costs of space/facility rental necessary to support the services provided. Add rows as necessary. Ensure that the 'Total' includes the sum of all rows with cost information.

	Cost	Description
1		
2		
3		
Total:	**$0.00**	

Materials and Supplies — Please list and describe the costs of space/facility rental necessary to support the services provided. Add rows as necessary. Ensure that the 'Total' includes the sum of all rows with cost information.

	Cost	Description
1		
2		
3		
Total:	**$0.00**	

Other Costs — Please list and describe the costs of space/facility rental necessary to support the services provided. Add rows as necessary. Ensure that the 'Total' includes the sum of all rows with cost information.

	Cost	Description
1		
2		
3		
Total:	**$0.00**	

Indirect Costs

Rate	Source
108.2%	Please provide supporting documentation for how Departmental overhead rate was derived.

Worksheet 22-23

Estimated Costs Worksheet FY 2022-23

Direct Costs

Labor and Benefits

Please use the worksheet below to list all job classes necessary to support the services provided. Add rows if necessary.

Please also provide a description of the work and the estimated hours for each job class required to perform each unit of service

JobClass	Job Class Title	Description of Work	Hours per Unit of Service
5203	Assistant Engineer	Review permit, and issuance	0.50
0	0	0	-
1632	Sr. Account Clerk	Process Payment	0.25
0	0	0	-

Please fill out the Salary and Benefits Amount per FTE column

Job Class	Job Class Title	Salary and Benefits Amount per FTE	Hours Worked	Hourly Rate	Salary and Benefits Amount
5203	Assistant Engineer	$119,214.94	2000.0	$57.31	$114,629.75
0	0	$143,235.86	0.0	$68.86	$0.00
1632	Sr. Account Clerk	$120,375.37	1000.0	$57.87	$57,872.77
0	0	$0.00	0.0	$0.00	$0.00
				Total:	**$172,502.53**

Space Rental Equivalent

Please list and describe the costs of space/facility rental necessary to support the services provided. Add rows as necessary. Ensure that the 'Total' includes the sum of all rows with cost information.

	Cost	**Description**
1		
2		
3		
Total:	**$0.00**	

Materials and Supplies

Please list and describe the costs of space/facility rental necessary to support the services provided. Add rows as necessary. Ensure that the 'Total' includes the sum of all rows with cost information.

	Cost	**Description**
1		
2		
3		
Total:	**$0.00**	

Other Costs

Please list and describe the costs of space/facility rental necessary to support the services provided. Add rows as necessary. Ensure that the 'Total' includes the sum of all rows with cost information.

	Cost	**Description**
1		
2		
3		
Total:	**$0.00**	

Indirect Costs

Rate	**Source**
	Please provide supporting documentation for how Departmental overhead rate was derived.

Budget Form 2C: Fee Cost Recovery

PLEASE FILL OUT HIGHLIGHTED AREAS AND PROVIDE A DETAILED DESCRIPTION OF THE SERVICE

DEPARTMENT: Public Works

Fee Name: Street Space - Admin Fee

	Numeric Code	Title
PS Department of Proposed Revenue:	207957	DPW BSM Budgetary
PS Fund of Proposed Revenue:	10000	GF Annual Account Ctrl
PS Authority of Proposed Revenue:	10000	Operating
PS Project of Proposed Revenue:	10029978	PW-BSM Street-Use Mgmt
PS Activity of Proposed Revenue:	0001	Permits and Street Inspections
PS Account of Proposed Revenue:	460637	Street Space

Fee Status (New/Modified): Continuing
Fee Status (New/Modified): Continuing

Department Providing Service: San Francisco Public Works
Fee Administrator: Bernard Tse
Code Authorization/
Proposed Fee Ordinance/File No: SFPWC Articles 15 & 2.1

	Fee	assessment >80'	assessment<80'	
Proposed Fee (FY 2022-23):	**$ 561.94**	**$ 15.76**	**$ 6.30**	(1)
Proposed Fee (FY 2021-22):	**$ 544.20**	**$ 15.26**	**$ 6.10**	(2)
Current Fee (FY 2020-21):	**$ 535.00**	**$ 15.00**	**$ 6.00**	(3)

Detailed Service Description:
Please provide description of service

Proposed Fee (FY 2022-23):	$ 561.94	**FY 2022-23 Proposed Fee Increase/Decrease:**	$ 17.74
Proposed Fee (FY 2021-22):	$ 544.20	**FY 2022-23 % Proposed Fee Change from FY 2020-21 Fee:**	3.26%
Current Fee (FY 2020-21):	$ 535.00	**FY 2021-22 Proposed Fee Increase/Decrease:**	$ 9.20
		FY 2021-22 % Proposed Fee Change from Current Fee:	1.72%
Fee Prior to Current:	$ 518.00	**Fiscal Year of Prior Fee Change:**	2019-2020
Current Fee Increase/Decrease from Prior Fee:	$ 17.00	**% Current Fee Change from Prior Fee:**	3.28%

FY2021-22

ESTIMATED REVENUE DERIVED FROM SERVICE

		Fee (EA)	assessment >80' (per SF per Month)	assessment <80' (per SF per Month)
A	**Quantity Estimated (# of Units of Service Provided)**	**30**	**150,000**	**35,000**
B	**Fee per Unit (*Proposed*)**	**$544.20**	**$15.26**	**$6.10**
C	**FY 2021-22 Revenue Budgeted (A x B)**		**$ 2,518,638**	

ESTIMATED COSTS TO PROVIDE SERVICE - USE WORKSHEET 21-22, BELOW

		Rate		FY 2021-22 Estimated Cost	% of Total
D	**Direct Costs**				
	Productive Labor & Benefits (0.75 of 2021-22 Salary & MFB)		$	10,488	36.02%
	Leave & Non-Productive Time (0.25 of FY 2021-22 Salary & MFB)		$	3,496	12.01%
	Space Rental Equivalent		$	-	0.00%
	Materials & Supplies		$	-	0.00%
	Other (Please Describe on Worksheet)		$	-	0.00%
E	**Indirect Costs**	**Rate**			
	Departmental Overhead	108.19%	$	15,129	51.97%
	Central Services Overhead	0.00%	$	-	0.00%
F	**FY 2021-22 Direct & Indirect Costs**		**$**	**29,113**	**100.00%**

G	**FY 2021-22 Revenue Recovery Rate (C/F):**	**8651.23%**
H	**Required Fee For 100% Cost Recovery (F/A)**	**$ 0.19**
I	**Over (+) or Under (-) 100% Cost Recovery (B-H)**	**$15.06**
J	**FY 2020-21 Estimated Revenue [(2) x A]:**	**$ 81,630,300.00**
K	**FY 2019-20 Estimated Revenue [(3) x A]:**	**$ 80,250,000.00**
L	**FY 2010-21 Estimated Revenue Increase/Decrease Based on Proposed Fee [J -K]:**	**$ 1,380,300.00**

FY2022-23

ESTIMATED REVENUE DERIVED FROM SERVICE

		Fee (EA)	assessment >80' (per SF per Month)	assessment <80' (per SF per Month)
A	**Quantity Estimated (# of Units of Service Provided)**	**35**	**120,000**	**30,000**
B	**Fee per Unit (*Proposed*)**	**$561.94**	**$15.76**	**$6.30**
C	**FY 2021-22 Revenue Budgeted (A x B)**		**$ 2,099,382**	

ESTIMATED COSTS TO PROVIDE SERVICE - USE WORKSHEET 22-23, BELOW

		Rate		FY 2021-22 Estimated Cost	% of Total
D	**Direct Costs**				
	Productive Labor & Benefits (0.75 of 2022-23 Salary & MFB)		$	10,488	36.02%
	Leave & Non-Productive Time (0.25 of FY 2022-23 Salary & MFB)		$	3,496	12.01%
	Space Rental Equivalent		$	-	0.00%
	Materials & Supplies		$	-	0.00%
	Other (Please Describe on Worksheet)		$	-	0.00%
E	**Indirect Costs**	**Rate**			
	Departmental Overhead	108.19%	$	15,129	51.97%
	Central Services Overhead	0.00%	$	-	0.00%
F	**FY 2022-23 Direct & Indirect Costs**		**$**	**29,113**	**100.00%**

G	**FY 2022-23 Revenue Recovery Rate (C/F):**	**7211.14%**
H	**Required Fee For 100% Cost Recovery (F/A):**	**$ 0.24**
I	**Over (+) or Under (-) 100% Cost Recovery (B-H):**	**$15.51**
J	**FY 2022-23 Estimated Revenue [(1) x A]:**	**$ 67,433,158.22**
K	**FY 2021-22 Estimated Revenue [(2) x A]:**	**$ 81,630,300.00**
L	**FY 2022-23 Estimated Revenue Increase/Decrease Based on Proposed Fee [J - K]:**	**$ (14,197,141.78)**

Worksheet 21-22

Estimated Costs Worksheet FY 2021-22

Direct Costs

Labor and Benefits

Please use the worksheet below to list all job classes necessary to support the services provided. Add rows if necessary.

Please also provide a description of the work and the estimated hours for each job class required to perform each unit of service

JobClass	Job Class Title	Description of Work	Hours per Unit of Service
5203	Assistant Engineer	Intake, plan review, calculations, and issuance	3.00
6230	Street Inspector	Inspection	1.00
1632	Sr. Account Clerk	Process Payment	0.25
5207	Associate Engineer	QA/QC	0.50

Please fill out the Salary and Benefits Amount per FTE column

Job Class	Job Class Title	Salary and Benefits Amount per FTE	Hours Worked	Hourly Rate	Salary and Benefits Amount
5203	Assistant Engineer	$183,618.86	105.0	$88.28	$9,269.22
6230	Street Inspector	$143,235.86	35.0	$68.86	$2,410.22
1632	Sr. Account Clerk	$120,375.37	8.8	$57.87	$506.39
5207	Associate Engineer	$213,712.70	17.5	$102.75	$1,798.06
				Total:	**$13,983.89**

Space Rental Equivalent

Please list and describe the costs of space/facility rental necessary to support the services provided. Add rows as necessary. Ensure that the 'Total' includes the sum of all rows with cost information.

	Cost	**Description**
1		
2		
3		
Total:	**$0.00**	

Materials and Supplies

Please list and describe the costs of space/facility rental necessary to support the services provided. Add rows as necessary. Ensure that the 'Total' includes the sum of all rows with cost information.

	Cost	**Description**
1		
2		
3		
Total:	**$0.00**	

Other Costs

Please list and describe the costs of space/facility rental necessary to support the services provided. Add rows as necessary. Ensure that the 'Total' includes the sum of all rows with cost information.

	Cost	**Description**
1		
2		
3		
Total:	**$0.00**	

Indirect Costs

Rate	Source
108.2%	Please provide supporting documentation for how Departmental overhead rate was derived.

Worksheet 22-23

Estimated Costs Worksheet FY 2022-23

Direct Costs

Labor and Benefits

Please use the worksheet below to list all job classes necessary to support the services provided. Add rows if necessary.

Please also provide a description of the work and the estimated hours for each job class required to perform each unit of service

JobClass	Job Class Title	Description of Work	Hours per Unit of Service
5203	Assistant Engineer	Intake, plan review, calculations, and issuance	3.00
6230	Street Inspector	Inspection	1.00
1632	Sr. Account Clerk	Process Payment	0.25
5207	Associate Engineer	QA/QC	0.50

Please fill out the Salary and Benefits Amount per FTE column

Job Class	Job Class Title	Salary and Benefits Amount per FTE	Hours Worked	Hourly Rate	Salary and Benefits Amount
5203	Assistant Engineer	$183,618.86	105.0	$88.28	$9,269.22
6230	Street Inspector	$143,235.86	35.0	$68.86	$2,410.22
1632	Sr. Account Clerk	$120,375.37	8.8	$57.87	$506.39
5207	Associate Engineer	$213,712.70	17.5	$102.75	$1,798.06
				Total:	**$13,983.89**

Space Rental Equivalent

Please list and describe the costs of space/facility rental necessary to support the services provided. Add rows as necessary. Ensure that the 'Total' includes the sum of all rows with cost information.

	Cost	**Description**
1		
2		
3		
Total:	**$0.00**	

Materials and Supplies

Please list and describe the costs of space/facility rental necessary to support the services provided. Add rows as necessary. Ensure that the 'Total' includes the sum of all rows with cost information.

	Cost	**Description**
1		
2		
3		
Total:	**$0.00**	

Other Costs

Please list and describe the costs of space/facility rental necessary to support the services provided. Add rows as necessary. Ensure that the 'Total' includes the sum of all rows with cost information.

	Cost	**Description**
1		
2		
3		
Total:	**$0.00**	

Indirect Costs

Rate	**Source**
	Please provide supporting documentation for how Departmental overhead rate was derived.

Budget Form 2C: Fee Cost Recovery

PLEASE FILL OUT HIGHLIGHTED AREAS AND PROVIDE A DETAILED DESCRIPTION OF THE SERVICE

DEPARTMENT: Public Works

Fee Name: Street Space - Admin Fee

	Numeric Code	Title
PS Department of Proposed Revenue:	207957	DPW BSM Budgetary
PS Fund of Proposed Revenue:	10000	GF Annual Account Ctrl
PS Authority of Proposed Revenue:	10000	Operating
PS Project of Proposed Revenue:	10029978	PW-BSM Street-Use Mgmt
PS Activity of Proposed Revenue:	0001	Permits and Street Inspections
PS Account of Proposed Revenue:	460637	Street Space

Fee Status (New/Modified): Continuing
Fee Status (New/Modified): Continuing

Department Providing Service: San Francisco Public Works
Fee Administrator: Bernard Tse
Code Authorization/
Proposed Fee Ordinance/File No: SFPWC Articles 15 & 2.1

	Fee	assessment >80'	assessment<80'	
Proposed Fee (FY 2022-23):	**$ 320.36**	**$ 15.76**	**$ 6.30**	(1)
Proposed Fee (FY 2021-22):	**$ 310.25**	**$ 15.26**	**$ 6.10**	(2)
Current Fee (FY 2020-21):	**$ 305.00**	**$ 15.00**	**$ 6.00**	(3)

Detailed Service Description:
Please provide description of service

Proposed Fee (FY 2022-23):	$ 320.36	**FY 2022-23 Proposed Fee Increase/Decrease:**	$ 10.11
Proposed Fee (FY 2021-22):	$ 310.25	**FY 2022-23 % Proposed Fee Change from FY 2020-21 Fee:**	3.26%
Current Fee (FY 2020-21):	$ 305.00	**FY 2021-22 Proposed Fee Increase/Decrease:**	$ 5.25
		FY 2021-22 % Proposed Fee Change from Current Fee:	1.72%
Fee Prior to Current:	$ 293.00	**Fiscal Year of Prior Fee Change:**	2019-2020
Current Fee Increase/Decrease from Prior Fee:	$ 12.00	**% Current Fee Change from Prior Fee:**	4.10%

FY2021-22

ESTIMATED REVENUE DERIVED FROM SERVICE

		Fee (EA)	assessment >80' (per SF per Month)	assessment <80' (per SF per Month)
A	**Quantity Estimated (# of Units of Service Provided)**	**100**	**450,000**	**100,000**
B	**Fee per Unit (*Proposed*)**	**$310.25**	**$15.26**	**$6.10**
C	**FY 2021-22 Revenue Budgeted (A x B)**		**$ 7,507,445**	

ESTIMATED COSTS TO PROVIDE SERVICE - USE WORKSHEET 21-22, BELOW

			FY 2021-22 Estimated Cost	% of Total
D	**Direct Costs**			
	Productive Labor & Benefits (0.75 of 2021-22 Salary & MFB)		$ 14,158	36.02%
	Leave & Non-Productive Time (0.25 of FY 2021-22 Salary & MFB)		$ 4,719	12.01%
	Space Rental Equivalent		$ -	0.00%
	Materials & Supplies		$ -	0.00%
	Other (Please Describe on Worksheet)		$ -	0.00%
E	**Indirect Costs**	**Rate**		
	Departmental Overhead	108.19%	$ 20,423	51.97%
	Central Services Overhead	0.00%	$ -	0.00%
F	**FY 2021-22 Direct & Indirect Costs**		**$ 39,300**	**100.00%**

G	**FY 2021-22 Revenue Recovery Rate (C/F):**	**19102.81%**
H	**Required Fee For 100% Cost Recovery (F/A)**	**$ 0.09**
I	**Over (+) or Under (-) 100% Cost Recovery (B-H)**	**$15.17**
J	**FY 2020-21 Estimated Revenue [(2) x A]:**	**$ 139,610,700.00**
K	**FY 2019-20 Estimated Revenue [(3) x A]:**	**$ 137,250,000.00**
L	**FY 2010-21 Estimated Revenue Increase/Decrease Based on Proposed Fee [J -K]:**	**$ 2,360,700.00**

FY2022-23

ESTIMATED REVENUE DERIVED FROM SERVICE

		Fee (EA)	assessment >80' (per SF per Month)	assessment <80' (per SF per Month)
A	**Quantity Estimated (# of Units of Service Provided)**	**110**	**120,000**	**30,000**
B	**Fee per Unit (*Proposed*)**	**$320.36**	**$15.76**	**$6.30**
C	**FY 2021-22 Revenue Budgeted (A x B)**		**$ 2,114,954**	

ESTIMATED COSTS TO PROVIDE SERVICE - USE WORKSHEET 22-23, BELOW

			FY 2021-22 Estimated Cost	% of Total
D	**Direct Costs**			
	Productive Labor & Benefits (0.75 of 2022-23 Salary & MFB)		$ 14,158	36.02%
	Leave & Non-Productive Time (0.25 of FY 2022-23 Salary & MFB)		$ 4,719	12.01%
	Space Rental Equivalent		$ -	0.00%
	Materials & Supplies		$ -	0.00%
	Other (Please Describe on Worksheet)		$ -	0.00%
E	**Indirect Costs**	**Rate**		
	Departmental Overhead	108.19%	$ 20,423	51.97%
	Central Services Overhead	0.00%	$ -	0.00%
F	**FY 2022-23 Direct & Indirect Costs**		**$ 39,300**	**100.00%**

G	**FY 2022-23 Revenue Recovery Rate (C/F):**	**5381.53%**
H	**Required Fee For 100% Cost Recovery (F/A):**	**$ 0.33**
I	**Over (+) or Under (-) 100% Cost Recovery (B-H):**	**$15.43**
J	**FY 2022-23 Estimated Revenue [(1) x A]:**	**$ 38,443,202.35**
K	**FY 2021-22 Estimated Revenue [(2) x A]:**	**$ 139,610,700.00**
L	**FY 2022-23 Estimated Revenue Increase/Decrease Based on Proposed Fee [J - K]:**	**$ (101,167,497.65)**

Worksheet 21-22

Estimated Costs Worksheet FY 2021-22

Direct Costs

Labor and Benefits

Please use the worksheet below to list all job classes necessary to support the services provided. Add rows if necessary.

Please also provide a description of the work and the estimated hours for each job class required to perform each unit of service

JobClass	Job Class Title	Description of Work	Hours per Unit of Service
5203	Assistant Engineer	Review permit and issuance	1.00
6230	Street Inspector	Inspection	1.00
1632	Sr. Account Clerk	Process Payment	0.25

Please fill out the Salary and Benefits Amount per FTE column

Job Class	Job Class Title	Salary and Benefits Amount per FTE	Hours Worked	Hourly Rate	Salary and Benefits Amount
5203	Assistant Engineer	$183,618.86	110.0	$88.28	$9,710.61
6230	Street Inspector	$143,235.86	110.0	$68.86	$7,574.97
1632	Sr. Account Clerk	$120,375.37	27.5	$57.87	$1,591.50
0	0		0.0	$0.00	$0.00
				Total:	**$18,877.09**

Space Rental Equivalent

Please list and describe the costs of space/facility rental necessary to support the services provided. Add rows as necessary. Ensure that the 'Total' includes the sum of all rows with cost information.

	Cost	**Description**
1		
2		
3		
Total:	**$0.00**	

Materials and Supplies

Please list and describe the costs of space/facility rental necessary to support the services provided. Add rows as necessary. Ensure that the 'Total' includes the sum of all rows with cost information.

	Cost	**Description**
1		
2		
3		
Total:	**$0.00**	

Other Costs

Please list and describe the costs of space/facility rental necessary to support the services provided. Add rows as necessary. Ensure that the 'Total' includes the sum of all rows with cost information.

	Cost	**Description**
1		
2		
3		
Total:	**$0.00**	

Indirect Costs

Rate	Source
108.2%	Please provide supporting documentation for how Departmental overhead rate was derived.

Worksheet 22-23

Estimated Costs Worksheet FY 2022-23

Direct Costs

Labor and Benefits

Please use the worksheet below to list all job classes necessary to support the services provided. Add rows if necessary.

Please also provide a description of the work and the estimated hours for each job class required to perform each unit of service

JobClass	Job Class Title	Description of Work	Hours per Unit of Service
5203	Assistant Engineer	Review permit and issuance	1.00
6230	Street Inspector	Inspection	1.00
1632	Sr. Account Clerk	Process Payment	0.25
0	0	0	-

Please fill out the Salary and Benefits Amount per FTE column

Job Class	Job Class Title	Salary and Benefits Amount per FTE	Hours Worked	Hourly Rate	Salary and Benefits Amount
5203	Assistant Engineer	$183,618.86	110.0	$88.28	$9,710.61
6230	Street Inspector	$143,235.86	110.0	$68.86	$7,574.97
1632	Sr. Account Clerk	$120,375.37	27.5	$57.87	$1,591.50
0	0	$0.00	0.0	$0.00	$0.00
				Total:	**$18,877.09**

Space Rental Equivalent

Please list and describe the costs of space/facility rental necessary to support the services provided. Add rows as necessary. Ensure that the 'Total' includes the sum of all rows with cost information.

	Cost	**Description**
1		
2		
3		
Total:	**$0.00**	

Materials and Supplies

Please list and describe the costs of space/facility rental necessary to support the services provided. Add rows as necessary. Ensure that the 'Total' includes the sum of all rows with cost information.

	Cost	**Description**
1		
2		
3		
Total:	**$0.00**	

Other Costs

Please list and describe the costs of space/facility rental necessary to support the services provided. Add rows as necessary. Ensure that the 'Total' includes the sum of all rows with cost information.

	Cost	**Description**
1		
2		
3		
Total:	**$0.00**	

Indirect Costs

Rate	**Source**
	Please provide supporting documentation for how Departmental overhead rate was derived.

Budget Form 2C: Fee Cost Recovery

PLEASE FILL OUT HIGHLIGHTED AREAS AND PROVIDE A DETAILED DESCRIPTION OF THE SERVICE

DEPARTMENT: Public Works

Fee Name: Underground Vault

	Numeric Code	Title
PS Department of Proposed Revenue:	207957	DPW BSM Budgetary
PS Fund of Proposed Revenue:	10000	GF Annual Account Ctrl
PS Authority of Proposed Revenue:	10000	Operating
PS Project of Proposed Revenue:	10029978	PW-BSM Street-Use Mgmt
PS Activity of Proposed Revenue:	0001	Permits and Street Inspections
PS Account of Proposed Revenue:	460639	Misc Service Charges-DPW

Fee Status (New/Modified): Continuing
Fee Status (New/Modified): Continuing

Department Providing Service: San Francisco Public Works
Fee Administrator: Bernard Tse
Code Authorization/
Proposed Fee Ordinance/File No: SFPWC Articles 15 & 2.1

Proposed Fee (FY 2022-23): $ 1,454.75 (1)
Proposed Fee (FY 2021-22): $ 1,408.82 (2)
Current Fee (FY 2020-21): $ 1,385.00 (3)

Detailed Service Description:

Please provide description of service

Proposed Fee (FY 2022-23): $ 1,454.75
Proposed Fee (FY 2021-22): $ 1,408.82
Current Fee (FY 2020-21): $ 1,385.00

FY 2022-23 Proposed Fee Increase/Decrease: $ 45.93
FY 2022-23 % Proposed Fee Change from FY 2020-21 Fee: 3.26%
FY 2021-22 Proposed Fee Increase/Decrease: $ 23.82
FY 2021-22 % Proposed Fee Change from Current Fee: 1.72%

Fee Prior to Current: $ 1,341.00
Current Fee Increase/Decrease from Prior Fee: $ 44.00

Fiscal Year of Prior Fee Change: 2019-2020
% Current Fee Change from Prior Fee: 3.28%

FY2021-22

ESTIMATED REVENUE DERIVED FROM SERVICE

A	**Quantity Estimated (# of Units of Service Provided)**	**40**
B	**Fee per Unit (*Proposed*)**	**$ 1,409**
C	**FY 2021-22 Revenue Budgeted (A x B)**	**$ 56,353**

ESTIMATED COSTS TO PROVIDE SERVICE - USE WORKSHEET 21-22, BELOW

		Rate		FY 2021-22 Estimated Cost	% of Total
D	**Direct Costs**				
	Productive Labor & Benefits (0.75 of 2021-22 Salary & MFB)		$	25,892	36.02%
	Leave & Non-Productive Time (0.25 of FY 2021-22 Salary & MFB)		$	8,631	12.01%
	Space Rental Equivalent		$	-	0.00%
	Materials & Supplies		$	-	0.00%
	Other (Please Describe on Worksheet)		$	-	0.00%
E	**Indirect Costs**	**Rate**			
	Departmental Overhead	108.19%	$	37,350	51.97%
	Central Services Overhead	0.00%	$	-	0.00%
F	**FY 2021-22 Direct & Indirect Costs**		**$**	**71,873**	**100.00%**

G	**FY 2021-22 Revenue Recovery Rate (C/F):**	**78.41%**
H	**Required Fee For 100% Cost Recovery (F/A)**	**$ 1,796.83**
I	**Over (+) or Under (-) 100% Cost Recovery (B-H)**	**($388.00)**
J	**FY 2020-21 Estimated Revenue [(2) x A]:**	**$ 56,352.88**
K	**FY 2019-20 Estimated Revenue [(3) x A]:**	**$ 55,400.00**
L	**FY 2010-21 Estimated Revenue Increase/Decrease Based on Proposed Fee [J -K]:**	**$ 952.88**

FY2022-23

ESTIMATED REVENUE DERIVED FROM SERVICE

A	**Quantity Estimated (# of Units of Service Provided)**	**40**
B	**Fee per Unit (*Proposed*)**	**$ 1,455**
C	**FY 2021-22 Revenue Budgeted (A x B)**	**$ 58,190**

ESTIMATED COSTS TO PROVIDE SERVICE - USE WORKSHEET 22-23, BELOW

		Rate		FY 2021-22 Estimated Cost	% of Total
D	**Direct Costs**				
	Productive Labor & Benefits (0.75 of 2022-23 Salary & MFB)		$	25,892	36.02%
	Leave & Non-Productive Time (0.25 of FY 2022-23 Salary & MFB)		$	8,631	12.01%
	Space Rental Equivalent		$	-	0.00%
	Materials & Supplies		$	-	0.00%
	Other (Please Describe on Worksheet)		$	-	0.00%
E	**Indirect Costs**	**Rate**			
	Departmental Overhead	108.19%	$	37,350	51.97%
	Central Services Overhead	0.00%	$	-	0.00%
F	**FY 2022-23 Direct & Indirect Costs**		**$**	**71,873**	**100.00%**

G	**FY 2022-23 Revenue Recovery Rate (C/F):**	**80.96%**
H	**Required Fee For 100% Cost Recovery (F/A):**	**$ 1,796.83**
I	**Over (+) or Under (-) 100% Cost Recovery (B-H):**	**($342.08)**
J	**FY 2022-23 Estimated Revenue [(1) x A]:**	**$ 58,189.98**
K	**FY 2021-22 Estimated Revenue [(2) x A]:**	**$ 56,352.88**
L	**FY 2022-23 Estimated Revenue Increase/Decrease Based on Proposed Fee [J - K]:**	**$ 1,837.10**

Worksheet 21-22

Estimated Costs Worksheet FY 2021-22

Direct Costs

Labor and Benefits

Please use the worksheet below to list all job classes necessary to support the services provided. Add rows if necessary.

Please also provide a description of the work and the estimated hours for each job class required to perform each unit of service

JobClass	Job Class Title	Description of Work	Hours per Unit of Service
5203	Assistant Engineer	Intake, plan review, referral, and issuance	10.00
6230	Street Inspector	Inspection	4.00
1632	Sr. Account Clerk	Process Payment	0.25
5207	Associate Engineer	QA/QC	2.00

Please fill out the Salary and Benefits Amount per FTE column

Job Class	Job Class Title	Salary and Benefits Amount per FTE	Hours Worked	Hourly Rate	Salary and Benefits Amount
5203	Assistant Engineer	$119,214.94	400.0	$57.31	$22,925.95
6230	Street Inspector	$143,235.86	160.0	$68.86	$11,018.14
1632	Sr. Account Clerk	$120,375.37	10.0	$57.87	$578.73
5207	Associate Engineer		80.0	$0.00	$0.00
				Total:	**$34,522.82**

Space Rental Equivalent

Please list and describe the costs of space/facility rental necessary to support the services provided. Add rows as necessary. Ensure that the 'Total' includes the sum of all rows with cost information.

	Cost	**Description**
1		
2		
3		
Total:	**$0.00**	

Materials and Supplies

Please list and describe the costs of space/facility rental necessary to support the services provided. Add rows as necessary. Ensure that the 'Total' includes the sum of all rows with cost information.

	Cost	**Description**
1		
2		
3		
Total:	**$0.00**	

Other Costs

Please list and describe the costs of space/facility rental necessary to support the services provided. Add rows as necessary. Ensure that the 'Total' includes the sum of all rows with cost information.

	Cost	**Description**
1		
2		
3		
Total:	**$0.00**	

Indirect Costs

Rate	Source
108.2%	Please provide supporting documentation for how Departmental overhead rate was derived.

Worksheet 22-23

Estimated Costs Worksheet FY 2022-23

Direct Costs

Labor and Benefits

Please use the worksheet below to list all job classes necessary to support the services provided. Add rows if necessary.

Please also provide a description of the work and the estimated hours for each job class required to perform each unit of service

JobClass	Job Class Title	Description of Work	Hours per Unit of Service
5203	Assistant Engineer	Intake, plan review, referral, and issuance	10.00
6230	Street Inspector	Inspection	4.00
1632	Sr. Account Clerk	Process Payment	0.25
5207	Associate Engineer	QA/QC	2.00

Please fill out the Salary and Benefits Amount per FTE column

Job Class	Job Class Title	Salary and Benefits Amount per FTE	Hours Worked	Hourly Rate	Salary and Benefits Amount
5203	Assistant Engineer	$119,214.94	400.0	$57.31	$22,925.95
6230	Street Inspector	$143,235.86	160.0	$68.86	$11,018.14
1632	Sr. Account Clerk	$120,375.37	10.0	$57.87	$578.73
5207	Associate Engineer	$0.00	80.0	$0.00	$0.00
				Total:	**$34,522.82**

Space Rental Equivalent

Please list and describe the costs of space/facility rental necessary to support the services provided. Add rows as necessary. Ensure that the 'Total' includes the sum of all rows with cost information.

	Cost	**Description**
1		
2		
3		
Total:	**$0.00**	

Materials and Supplies

Please list and describe the costs of space/facility rental necessary to support the services provided. Add rows as necessary. Ensure that the 'Total' includes the sum of all rows with cost information.

	Cost	**Description**
1		
2		
3		
Total:	**$0.00**	

Other Costs

Please list and describe the costs of space/facility rental necessary to support the services provided. Add rows as necessary. Ensure that the 'Total' includes the sum of all rows with cost information.

	Cost	**Description**
1		
2		
3		
Total:	**$0.00**	

Indirect Costs

Rate	**Source**
	Please provide supporting documentation for how Departmental overhead rate was derived.

BUDGET FORM 3A: Expenditure Changes

DEPARTMENT: __DPW_____

Please identify proposed expenditure changes from the FY 20221-22 and FY 2022-23 Base Budget at the account level.

Note: To submit this information, run the **15.30.005 Snapshot Comparison (Audit Trail)** report from the budget system.

Select the following criteria before running the report:

Budget Year: **2022**

Before Snapshot: **Start of Dept**

After Snapshot: **Current**

GFS Type: Do not select a value.

Select dropdown option "Department Phase" after report has loaded.

Filter report on "AAO Title" field to only display "Gross Expenditures".

For any proposed changes, provide an explanation in the "Explanation of Change" for each Budget Year column.

Please contact your Mayor's Office or Controller's Office Analyst if you need assistance running this report.

All submissions must be formatted appropriately so that printed copies are easily readable for the public.

Total BY Expenditure Variance: (10,249,964.00) BY+1 Expenditure Variance: (6,507,184.00)

Budget System Report 15.30.005 filtered on Gross Expenditures

																																FY 2021-22				FY 2022-23			FORMULA	FILL IN
GFS Type	Dept	Dept Division	Division Description	Dept Section	Section Description	Dept ID	Dept ID Description	Fund ID	Fund Title	Project ID	Project Title	Activity ID	Activity Title	Authority ID	Authority Title	Account Lvl 5	Account Lvl 5 Name	Account ID	Account Title	TRIO ID	TRIO Title	AAO Category	AAO Title	Change Type Title	Change Type Code	Start Dept Amt	End Dept Amt	Var Dept Amt	Start BY+1 Dept Amt	End BY+1 Dept Amt	Var BY+1 Dept Amt	Change submitted?	Explanation of Change
GFS	DPW	207988	DPW Infrastructure	226863	DPW Infrastr Design & Const	207964	DPW IDC Budgetary	10040	GF PW Work Order	10016163	PW Work Order	2	PW Work Order Budget	30002	Interdepartmental-Overhead	505010	5010Salary	505010	Temp Misc Regular Salaries		Unspecified	01	Gross Expenditures	4	On-Going	$460,450	$659,456	$199,000	$460,450	$671,858	$211,000	YES	Position reassignments and substitutions
GFS	DPW	207988	DPW Infrastructure	226863	DPW Infrastr Design & Const	207964	DPW IDC Budgetary	10040	GF PW Work Order	10016163	PW Work Order	2	PW Work Order Budget	30002	Interdepartmental-Overhead	513010	5010Salary	513010	Overtime - Scheduled Misc		Unspecified	01	Gross Expenditures	4	On-Going	$116,913	$633,913	$517,000	$116,913	$667,913	$551,000	YES	Position reassignments and substitutions
GFS	DPW	207988	DPW Infrastructure	226863	DPW Infrastr Design & Const	207964	DPW IDC Budgetary	10040	GF PW Work Order	10016163	PW Work Order	2	PW Work Order Budget	30002	Interdepartmental-Overhead	514010	5130Fringe	514010	Social Security (OASDI & HI)		Unspecified	01	Gross Expenditures	4	On-Going	$35,797	$80,189	$44,392	$35,797	$83,041	$47,244	YES	Position reassignments and substitutions
GFS	DPW	207988	DPW Infrastructure	226863	DPW Infrastr Design & Const	207964	DPW IDC Budgetary	10040	GF PW Work Order	10016163	PW Work Order	2	PW Work Order Budget	30002	Interdepartmental-Overhead	514020	5130Fringe	514020	Social Sec-Medicare(HI Only)		Unspecified	01	Gross Expenditures	4	On-Going	$8,372	$18,755	$10,383	$8,372	$19,422	$11,050	YES	Position reassignments and substitutions
GFS	DPW	207988	DPW Infrastructure	226863	DPW Infrastr Design & Const	207964	DPW IDC Budgetary	10040	GF PW Work Order	10016163	PW Work Order	2	PW Work Order Budget	30002	Interdepartmental-Overhead	517010	5130Fringe	517010	Unemployment Insurance		Unspecified	01	Gross Expenditures	4	On-Going	$577	$1,293	$716	$577	$1,339	$762	YES	Position reassignments and substitutions
GFS	DPW	207988	DPW Infrastructure	226863	DPW Infrastr Design & Const	207964	DPW IDC Budgetary	10040	GF PW Work Order	10016163	PW Work Order	2	PW Work Order Budget	30002	Interdepartmental-Overhead	520100	5200OHAlo	520100	Department Overhead		Unspecified	01	Gross Expenditures	4	On-Going	$10,250,777	$12,924,321	$2,673,544	$10,250,777	$14,051,511	$3,800,734	YES	Indirect Cost Plan Allocation
GFS	DPW	207988	DPW Infrastructure	226863	DPW Infrastr Design & Const	207964	DPW IDC Budgetary	10040	GF PW Work Order	10016163	PW Work Order	2	PW Work Order Budget	30002	Interdepartmental-Overhead	520290	5200OHAlo	520290	Division Overhead		Unspecified	01	Gross Expenditures	4	On-Going	$12,783,773	$13,887,938	$1,104,165	$12,783,773	$15,438,537	$2,654,764	YES	Indirect Cost Plan Allocation
GFS	DPW	207988	DPW Infrastructure	226863	DPW Infrastr Design & Const	207964	DPW IDC Budgetary	10040	GF PW Work Order	10016163	PW Work Order	2	PW Work Order Budget	30002	Interdepartmental-Overhead	520980	5200OHAlo	520980	Other Overhead Charges		Unspecified	01	Gross Expenditures	4	On-Going	$6,312,242	$7,491,422	$1,179,180	$6,312,242	$7,652,252	$1,340,010	YES	Indirect Cost Plan Allocation
GFS	DPW	207988	DPW Infrastructure	226863	DPW Infrastr Design & Const	207964	DPW IDC Budgetary	10040	GF PW Work Order	10024424	PW Equipment	188	PW21229-Leica Multistations	30682	PW BSM - Street Use & Mapping	560000	5600CapOut	560000	Equipment Purchase-Budget		Unspecified	01	Gross Expenditures	4	On-Going	$0	$0	$0	$0	$147,572	$147,572	YES	Position reassignments and substitutions
GFS	DPW	207988	DPW Infrastructure	226906	DPW Street Use & Mapping	207967	DPW BSM Budgetary	10000	GF Annual Account Ctrl	10024422	PW Operating	1	PW Operating	30682	PW BSM - Street Use & Mapping	501010	5010Salary	501010	Perm Salaries-Misc-Regular		Unspecified	01	Gross Expenditures	4	On-Going	$1,670,943	$1,509,785	($161,158)	$1,754,193	$1,583,899	($170,294)	YES	Position reassignments and substitutions
GFS	DPW	207988	DPW Infrastructure	226906	DPW Street Use & Mapping	207967	DPW BSM Budgetary	10000	GF Annual Account Ctrl	10024422	PW Operating	1	PW Operating	30682	PW BSM - Street Use & Mapping	513010	5130Fringe	513010	Retire City Misc		Unspecified	01	Gross Expenditures	4	On-Going	$363,028	$227,840	($135,189)	$343,878	$310,331	($33,547)	YES	Position reassignments and substitutions
GFS	DPW	207988	DPW Infrastructure	226906	DPW Street Use & Mapping	207967	DPW BSM Budgetary	10000	GF Annual Account Ctrl	10024422	PW Operating	1	PW Operating	30682	PW BSM - Street Use & Mapping	514010	5130Fringe	514010	Social Security (OASDI & HI)		Unspecified	01	Gross Expenditures	4	On-Going	$105,182	$95,230	($9,977)	$109,845	$99,328	($10,517)	YES	Position reassignments and substitutions
GFS	DPW	207988	DPW Infrastructure	226906	DPW Street Use & Mapping	207967	DPW BSM Budgetary	10000	GF Annual Account Ctrl	10024422	PW Operating	1	PW Operating	30682	PW BSM - Street Use & Mapping	514020	5130Fringe	514020	Social Sec-Medicare(HI Only)		Unspecified	01	Gross Expenditures	4	On-Going	$24,694	$22,358	($2,336)	$25,903	$23,434	($2,468)	YES	Position reassignments and substitutions
GFS	DPW	207988	DPW Infrastructure	226906	DPW Street Use & Mapping	207967	DPW BSM Budgetary	10000	GF Annual Account Ctrl	10024422	PW Operating	1	PW Operating	30682	PW BSM - Street Use & Mapping	515010	5130Fringe	515010	Health Service-City Match		Unspecified	01	Gross Expenditures	4	On-Going	$71,214	$67,262	($3,952)	$75,485	$71,296	($4,189)	YES	Position reassignments and substitutions
GFS	DPW	207988	DPW Infrastructure	226906	DPW Street Use & Mapping	207967	DPW BSM Budgetary	10000	GF Annual Account Ctrl	10024422	PW Operating	1	PW Operating	30682	PW BSM - Street Use & Mapping	515710	5130Fringe	515710	Dependent Coverage		Unspecified	01	Gross Expenditures	4	On-Going	$196,153	$184,846	($11,307)	$207,915	$195,930	($11,985)	YES	Position reassignments and substitutions
GFS	DPW	207988	DPW Infrastructure	226906	DPW Street Use & Mapping	207967	DPW BSM Budgetary	10000	GF Annual Account Ctrl	10024422	PW Operating	1	PW Operating	30682	PW BSM - Street Use & Mapping	516010	5130Fringe	516010	Dental Coverage		Unspecified	01	Gross Expenditures	4	On-Going	$21,838	$20,588	($1,250)	$22,711	$21,411	($1,300)	YES	Position reassignments and substitutions
GFS	DPW	207988	DPW Infrastructure	226906	DPW Street Use & Mapping	207967	DPW BSM Budgetary	10000	GF Annual Account Ctrl	10024422	PW Operating	1	PW Operating	30682	PW BSM - Street Use & Mapping	517010	5130Fringe	517010	Unemployment Insurance		Unspecified	01	Gross Expenditures	4	On-Going	$1,799	$1,542	($362)	$1,787	$1,617	($170)	YES	Position reassignments and substitutions
GFS	DPW	207988	DPW Infrastructure	226906	DPW Street Use & Mapping	207967	DPW BSM Budgetary	10000	GF Annual Account Ctrl	10024422	PW Operating	1	PW Operating	30682	PW BSM - Street Use & Mapping	519120	5130Fringe	519120	Long Term Disability Insurance		Unspecified	01	Gross Expenditures	4	On-Going	$5,928	$5,339	($589)	$6,224	$5,823	($660)	YES	Position reassignments and substitutions
GFS	DPW	207988	DPW Infrastructure	226906	DPW Street Use & Mapping	207967	DPW BSM Budgetary	10000	GF Annual Account Ctrl	10024422	PW Operating	1	PW Operating	30682	PW BSM - Street Use & Mapping	520100	5200OHAlo	520100	Department Overhead		Unspecified	01	Gross Expenditures	4	On-Going	$864,102	$1,029,435	$165,332	$864,102	$1,088,206	$224,103	YES	Indirect Cost Plan Allocation
GFS	DPW	207988	DPW Infrastructure	226906	DPW Street Use & Mapping	207967	DPW BSM Budgetary	10000	GF Annual Account Ctrl	10024422	PW Operating	1	PW Operating	30682	PW BSM - Street Use & Mapping	520290	5200OHAlo	520290	Division Overhead		Unspecified	01	Gross Expenditures	4	On-Going	$559,453	$1,005,717	$446,264	$559,453	$876,400	$316,947	YES	Indirect Cost Plan Allocation
GFS	DPW	207988	DPW Infrastructure	226906	DPW Street Use & Mapping	207967	DPW BSM Budgetary	10000	GF Annual Account Ctrl	10024422	PW Operating	1	PW Operating	30682	PW BSM - Street Use & Mapping	520980	5200OHAlo	520980	Other Overhead Charges		Unspecified	01	Gross Expenditures	4	On-Going	$405,472	$645,101	$239,633	$405,472	$566,514	$161,042	YES	Indirect Cost Plan Allocation
GFS	DPW	207988	DPW Infrastructure	226906	DPW Street Use & Mapping	207967	DPW BSM Budgetary	10000	GF Annual Account Ctrl	10024422	PW Operating	1	PW Operating	30682	PW BSM - Street Use & Mapping	501010	5010Salary	501010	Perm Salaries-Misc-Regular		Unspecified	01	Gross Expenditures	4	On-Going	$7,492,026	$7,091,265	($401,361)	$7,866,236	$7,440,111	($426,225)	YES	Position reassignments and substitutions
GFS	DPW	207988	DPW Infrastructure	226906	DPW Street Use & Mapping	207967	DPW BSM Budgetary	10040	GF PW Work Order	10016163	PW Work Order	2	PW Work Order Budget	30002	Interdepartmental-Overhead	513010	5130Fringe	513010	Retire City Misc		Unspecified	01	Gross Expenditures	4	On-Going	$1,628,564	$1,541,865	($86,699)	$1,542,736	$1,459,754	($82,982)	YES	Position reassignments and substitutions
GFS	DPW	207988	DPW Infrastructure	226906	DPW Street Use & Mapping	207967	DPW BSM Budgetary	10040	GF PW Work Order	10016163	PW Work Order	2	PW Work Order Budget	30002	Interdepartmental-Overhead	514010	5130Fringe	514010	Social Security (OASDI & HI)		Unspecified	01	Gross Expenditures	4	On-Going	$457,965	$431,798	($26,167)	$478,896	$453,320	($25,576)	YES	Position reassignments and substitutions
GFS	DPW	207988	DPW Infrastructure	226906	DPW Street Use & Mapping	207967	DPW BSM Budgetary	10040	GF PW Work Order	10016163	PW Work Order	2	PW Work Order Budget	30002	Interdepartmental-Overhead	514020	5130Fringe	514020	Social Sec-Medicare(HI Only)		Unspecified	01	Gross Expenditures	4	On-Going	$110,588	$104,757	($5,831)	$115,997	$109,817	($6,180)	YES	Position reassignments and substitutions
GFS	DPW	207988	DPW Infrastructure	226906	DPW Street Use & Mapping	207967	DPW BSM Budgetary	10040	GF PW Work Order	10016163	PW Work Order	2	PW Work Order Budget	30002	Interdepartmental-Overhead	517010	5130Fringe	517010	Unemployment Insurance		Unspecified	01	Gross Expenditures	4	On-Going	$7,635	$7,224	($411)	$8,001	$7,574	($427)	YES	Position reassignments and substitutions
GFS	DPW	207988	DPW Infrastructure	226906	DPW Street Use & Mapping	207967	DPW BSM Budgetary	10040	GF PW Work Order	10016163	PW Work Order	2	PW Work Order Budget	30002	Interdepartmental-Overhead	519120	5130Fringe	519120	Long Term Disability Insurance		Unspecified	01	Gross Expenditures	4	On-Going	$25,690	$24,314	($1,376)	$26,976	$25,511	($1,465)	YES	Position reassignments and substitutions
GFS	DPW	207988	DPW Infrastructure	226906	DPW Street Use & Mapping	207967	DPW BSM Budgetary	10040	GF PW Work Order	10016163	PW Work Order	2	PW Work Order Budget	30002	Interdepartmental-Overhead	520100	5200OHAlo	520100	Department Overhead		Unspecified	01	Gross Expenditures	4	On-Going	$3,871,126	$3,596,533	($274,593)	$3,871,126	$3,731,810	($139,316)	YES	Indirect Cost Plan Allocation
GFS	DPW	207988	DPW Infrastructure	226906	DPW Street Use & Mapping	207967	DPW BSM Budgetary	10040	GF PW Work Order	10016163	PW Work Order	2	PW Work Order Budget	30002	Interdepartmental-Overhead	520290	5200OHAlo	520290	Division Overhead		Unspecified	01	Gross Expenditures	4	On-Going	$2,506,312	$3,513,668	$1,007,355	$2,506,312	$3,005,458	$499,145	YES	Indirect Cost Plan Allocation
GFS	DPW	207988	DPW Infrastructure	226906	DPW Street Use & Mapping	207967	DPW BSM Budgetary	10040	GF PW Work Order	10016163	PW Work Order	2	PW Work Order Budget	30002	Interdepartmental-Overhead	520980	5200OHAlo	520980	Other Overhead Charges		Unspecified	01	Gross Expenditures	4	On-Going	$1,892,487	$2,122,607	$230,120	$1,892,487	$1,937,593	$45,014	YES	Indirect Cost Plan Allocation
GFS	DPW	207989	DPW Buildings	226802	DPW Building Design & Construct	207950	DPW BDC Budgetary	10040	GF PW Work Order	10016163	PW Work Order	2	PW Work Order Budget	30002	Interdepartmental-Overhead	520100	5200OHAlo	520100	Department Overhead		Unspecified	01	Gross Expenditures	4	On-Going	$14,054,565	$12,116,244	($1,938,321)	$14,354,565	$12,039,446	($2,295,119)	YES	Indirect Cost Plan Allocation
GFS	DPW	207989	DPW Buildings	226802	DPW Building Design & Construct	207950	DPW BDC Budgetary	10040	GF PW Work Order	10016163	PW Work Order	2	PW Work Order Budget	30002	Interdepartmental-Overhead	520290	5200OHAlo	520290	Division Overhead		Unspecified	01	Gross Expenditures	4	On-Going	$17,797,766	$13,059,612	($4,738,154)	$17,797,766	$13,227,860	($4,569,906)	YES	Indirect Cost Plan Allocation
GFS	DPW	207989	DPW Buildings	226802	DPW Building Design & Construct	207950	DPW BDC Budgetary	10040	GF PW Work Order	10016163	PW Work Order	2	PW Work Order Budget	30002	Interdepartmental-Overhead	520980	5200OHAlo	520980	Other Overhead Charges		Unspecified	01	Gross Expenditures	4	On-Going	$4,497,727	$4,410,023	($87,704)	$4,497,727	$4,115,949	($381,778)	YES	Indirect Cost Plan Allocation
GFS	DPW	207990	DPW Operations	226822	DPW Building Repair	207951	DPW BBR Budgetary	10000	GF Annual Account Ctrl	10024422	PW Operating	1	PW Operating	30676	PW BBR - Building Repair	501010	5010Salary	501010	Perm Salaries-Misc-Regular		Unspecified	01	Gross Expenditures	4	On-Going	$764,231	$710,791	($53,440)	$801,086	$745,137	($55,948)	YES	GF Reduction/Position reassignments and substitutions
GFS	DPW	207990	DPW Operations	226822	DPW Building Repair	207951	DPW BBR Budgetary	10000	GF Annual Account Ctrl	10024422	PW Operating	1	PW Operating	30676	PW BBR - Building Repair	513010	5130Fringe	513010	Retire City Misc		Unspecified	01	Gross Expenditures	4	On-Going	$166,785	$155,122	($11,663)	$157,821	$146,878	($10,943)	YES	GF Reduction/Position reassignments and substitutions
GFS	DPW	207990	DPW Operations	226822	DPW Building Repair	207951	DPW BBR Budgetary	10000	GF Annual Account Ctrl	10024422	PW Operating	1	PW Operating	30676	PW BBR - Building Repair	514010	5130Fringe	514010	Social Security (OASDI & HI)		Unspecified	01	Gross Expenditures	4	On-Going	$63,860	$60,628	($3,231)	$66,016	$62,640	($3,376)	YES	GF Reduction/Position reassignments and substitutions
GFS	DPW	207990	DPW Operations	226822	DPW Building Repair	207951	DPW BBR Budgetary	10040	GF PW Work Order	10016163	PW Work Order	2	PW Work Order Budget	30002	Interdepartmental-Overhead	514020	5130Fringe	514020	Social Sec-Medicare(HI Only)		Unspecified	01	Gross Expenditures	4	On-Going	$15,137	$14,362	($775)	$15,671	$14,860	($805)	YES	GF Reduction/Position reassignments and substitutions
GFS	DPW	207990	DPW Operations	226822	DPW Building Repair	207951	DPW BBR Budgetary	10000	GF Annual Account Ctrl	10024422	PW Operating	1	PW Operating	30676	PW BBR - Building Repair	517010	5130Fringe	517010	Unemployment Insurance		Unspecified	01	Gross Expenditures	4	On-Going	$1,049	$991	($53)	$1,081	$1,026	($55)	YES	GF Reduction/Position reassignments and substitutions
GFS	DPW	207990	DPW Operations	226822	DPW Building Repair	207951	DPW BBR Budgetary	10000	GF Annual Account Ctrl	10024422	PW Operating	1	PW Operating	30676	PW BBR - Building Repair	519120	5130Fringe	519120	Long Term Disability Insurance		Unspecified	01	Gross Expenditures	4	On-Going	$2,482	$2,318	($164)	$2,612	$2,451	($161)	YES	GF Reduction/Position reassignments and substitutions
GFS	DPW	207990	DPW Operations	226822	DPW Building Repair	207951	DPW BBR Budgetary	10000	GF Annual Account Ctrl	10024422	PW Operating	1	PW Operating	30676	PW BBR - Building Repair	520100	5200OHAlo	520100	Department Overhead		Unspecified	01	Gross Expenditures	4	On-Going	$463,498	$659,160	$195,662	$463,498	$688,331	$224,833	YES	Indirect Cost Plan Allocation
GFS	DPW	207990	DPW Operations	226822	DPW Building Repair	207951	DPW BBR Budgetary	10000	GF Annual Account Ctrl	10024422	PW Operating	1	PW Operating	30676	PW BBR - Building Repair	520290	5200OHAlo	520290	Division Overhead		Unspecified	01	Gross Expenditures	4	On-Going	$319,915	$373,216	$53,301	$319,915	$526,171	$206,256	YES	Indirect Cost Plan Allocation
GFS	DPW	207990	DPW Operations	226822	DPW Building Repair	207951	DPW BBR Budgetary	10000	GF Annual Account Ctrl	10024422	PW Operating	1	PW Operating	30676	PW BBR - Building Repair	520980	5200OHAlo	520980	Other Overhead Charges		Unspecified	01	Gross Expenditures	4	On-Going	$185,458	$215,438	$29,980	$185,458	$274,400	$88,942	YES	Indirect Cost Plan Allocation
GFS	DPW	207990	DPW Operations	226822	DPW Building Repair	207951	DPW BBR Budgetary	10040	GF PW Work Order	10016163	PW Work Order	2	PW Work Order Budget	30002	Interdepartmental-Overhead	501010	5010Salary	501010	Perm Salaries-Misc-Regular		Unspecified	01	Gross Expenditures	4	On-Going	$8,623,210	$8,068,636	($584,362)	$9,064,269	$8,444,089	($620,221)	YES	GF Reduction/Position reassignments and substitutions
GFS	DPW	207990	DPW Operations	226822	DPW Building Repair	207951	DPW BBR Budgetary	10040	GF PW Work Order	10016163	PW Work Order	2	PW Work Order Budget	30002	Interdepartmental-Overhead	513010	5130Fringe	513010	Retire City Misc		Unspecified	01	Gross Expenditures	4	On-Going	$1,883,165	$1,755,566	($127,599)	$1,784,698	$1,662,179	($122,519)	YES	Position reassignments and substitutions
GFS	DPW	207990	DPW Operations	226822	DPW Building Repair	207951	DPW BBR Budgetary	10040	GF PW Work Order	10016163	PW Work Order	2	PW Work Order Budget	30002	Interdepartmental-Overhead	514010	5130Fringe	514010	Social Security (OASDI & HI)		Unspecified	01	Gross Expenditures	4	On-Going	$566,639	$530,547	($36,077)	$592,839	$554,578	($38,241)	YES	GF Reduction/Position reassignments and substitutions
GFS	DPW	207990	DPW Operations	226822	DPW Building Repair	207951	DPW BBR Budgetary	10040	GF PW Work Order	10016163	PW Work Order	2	PW Work Order Budget	30002	Interdepartmental-Overhead	514020	5130Fringe	514020	Social Sec-Medicare(HI Only)		Unspecified	01	Gross Expenditures	4	On-Going	$133,123	$124,649	($8,474)	$139,371	$130,378	($8,993)	YES	Position reassignments and substitutions
GFS	DPW	207990	DPW Operations	226822	DPW Building Repair	207951	DPW BBR Budgetary	10040	GF PW Work Order	10016163	PW Work Order	2	PW Work Order Budget	30002	Interdepartmental-Overhead	517010	5130Fringe	517010	Unemployment Insurance		Unspecified	01	Gross Expenditures	4	On-Going	$9,180	$8,595	($585)	$9,612	$8,992	($620)	YES	Position reassignments and substitutions
GFS	DPW	207990	DPW Operations	226822	DPW Building Repair	207951	DPW BBR Budgetary	10040	GF PW Work Order	10016163	PW Work Order	2	PW Work Order Budget	30002	Interdepartmental-Overhead	519120	5130Fringe	519120	Long Term Disability Insurance		Unspecified	01	Gross Expenditures	4	On-Going	$32,367	$30,175	($2,192)	$33,976	$31,651	($2,325)	YES	Position reassignments and substitutions
GFS	DPW	207990	DPW Operations	226822	DPW Building Repair	207951	DPW BBR Budgetary	10040	GF PW Work Order	10016163	PW Work Order	2	PW Work Order Budget	30002	Interdepartmental-Overhead	520100	5200OHAlo	520100	Department Overhead		Unspecified	01	Gross Expenditures	4	On-Going	$4,532,169	$4,218,233	($313,950)	$4,532,169	$4,393,659	($138,510)	YES	Indirect Cost Plan Allocation
GFS	DPW	207990	DPW Operations	226822	DPW Building Repair	207951	DPW BBR Budgetary	10040	GF PW Work Order	10016163	PW Work Order	2	PW Work Order Budget	30002	Interdepartmental-Overhead	520290	5200OHAlo	520290	Division Overhead		Unspecified	01	Gross Expenditures	4	On-Going	$3,128,190	$2,388,352	($739,838)	$3,128,190	$3,358,660	$230,470	YES	Indirect Cost Plan Allocation
GFS	DPW	207990	DPW Operations	226822	DPW Building Repair	207951	DPW BBR Budgetary	10040	GF PW Work Order	10016163	PW Work Order	2	PW Work Order Budget	30002	Interdepartmental-Overhead	520980	5200OHAlo	520980	Other Overhead Charges		Unspecified	01	Gross Expenditures	4	On-Going	$2,628,760	$2,346,108	($282,652)	$2,628,760	$2,487,908	($140,852)	YES	Indirect Cost Plan Allocation
GFS	DPW	207990	DPW Operations	226897	DPW Street Environment Svcs	207956	DPW SES Budgetary	10000	GF Annual Account Ctrl	10024422	PW Operating	1	PW Operating	30680	PW SES - Street Env Services	501010	5010Salary	501010	Perm Salaries-Misc-Regular		Unspecified	01	Gross Expenditures	4	On-Going	$16,647,408	$14,780,998	($1,866,410)	$17,476,998	$15,656,151	($1,820,436)	YES	GF Reduction/Position reassignments and substitutions
GFS	DPW	207990	DPW Operations	226897	DPW Street Environment Svcs	207956	DPW SES Budgetary	10000	GF Annual Account Ctrl	10024422	PW Operating	1	PW Operating	30680	PW SES - Street Env Services	505010	5010Salary	505010	Temp Misc Regular Salaries		Unspecified	01	Gross Expenditures	4	On-Going	$2,645,581	$2,620,953	($24,628)	$2,645,581	$2,620,120	($25,462)	YES	GF Reduction/Position reassignments and substitutions
GFS	DPW	207990	DPW Operations	226897	DPW Street Environment Svcs	207956	DPW SES Budgetary	10000	GF Annual Account Ctrl	10024422	PW Operating	1	PW Operating	30680	PW SES - Street Env Services	513010	5130Fringe	513010	Retire City Misc		Unspecified	01	Gross Expenditures	4	On-Going	$3,657,532	$3,347,458	($310,074)	$3,466,764	$3,105,647	($361,117)	YES	GF Reduction/Position reassignments and substitutions
GFS	DPW	207990	DPW Operations	226897	DPW Street Environment Svcs	207956	DPW SES Budgetary	10000	GF Annual Account Ctrl	10024422	PW Operating	1	PW Operating	30680	PW SES - Street Env Services	514010	5130Fringe	514010	Social Security (OASDI & HI)		Unspecified	01	Gross Expenditures	4	On-Going	$1,282,540	$1,165,573	($116,967)	$1,323,583	$1,219,435	($104,148)	YES	GF Reduction/Position reassignments and substitutions
GFS	DPW	207990	DPW Operations	226897	DPW Street Environment Svcs	207956	DPW SES Budgetary	10000	GF Annual Account Ctrl	10024422	PW Operating	1	PW Operating	30680	PW SES - Street Env Services	514020	5130Fringe	514020	Social Sec-Medicare(HI Only)		Unspecified	01	Gross Expenditures	4	On-Going	$300,519	$273,099	($27,420)	$312,548	$285,782	($26,766)	YES	GF Reduction/Position reassignments and substitutions
GFS	DPW	207990	DPW Operations	226897	DPW Street Environment Svcs	207956	DPW SES Budgetary	10000	GF Annual Account Ctrl	10024422	PW Operating	1	PW Operating	30680	PW SES - Street Env Services	515010	5130Fringe	515010	Health Service-City Match		Unspecified	01	Gross Expenditures	4	On-Going	$924,607	$898,875	($25,732)	$980,028	$962,210	($17,817)	YES	GF Reduction/Position reassignments and substitutions
GFS	DPW	207990	DPW Operations	226897	DPW Street Environment Svcs	207956	DPW SES Budgetary	10000	GF Annual Account Ctrl	10024422	PW Operating	1	PW Operating	30680	PW SES - Street Env Services	515710	5130Fringe	515710	Dependent Coverage		Unspecified	01	Gross Expenditures	4	On-Going	$2,549,539	$2,479,356	($70,183)	$2,702,520	$2,654,213	($48,299)	YES	GF Reduction/Position reassignments and substitutions
GFS	DPW	207990	DPW Operations	226897	DPW Street Environment Svcs	207956	DPW SES Budgetary	10000	GF Annual Account Ctrl	10024422	PW Operating	1	PW Operating	30680	PW SES - Street Env Services	516010	5130Fringe	516010	Dental Coverage		Unspecified	01	Gross Expenditures	4	On-Going	$284,550	$276,697	($7,853)	$295,825	$290,517	($5,308)	YES	GF Reduction/Position reassignments and substitutions
GFS	DPW	207990	DPW Operations	226897	DPW Street Environment Svcs	207956	DPW SES Budgetary	10000	GF Annual Account Ctrl	10024422	PW Operating	1	PW Operating	30680	PW SES - Street Env Services	517010	5130Fringe	517010	Unemployment Insurance		Unspecified	01	Gross Expenditures	4	On-Going	$20,727	$18,835	($1,892)	$21,556	$19,707	($1,847)	YES	GF Reduction/Position reassignments and substitutions
GFS	DPW	207990	DPW Operations	226897	DPW Street Environment Svcs	207956	DPW SES Budgetary	10000	GF Annual Account Ctrl	10024422	PW Operating	1	PW Operating	30680	PW SES - Street Env Services	519110	5130Fringe	519110	Flexible Benefit Package		Unspecified	01	Gross Expenditures	4	On-Going	$15,088	$14,668	($420)	$15,990	$15,704	($286)	YES	GF Reduction/Position reassignments and substitutions
GFS	DPW	207990	DPW Operations	226897	DPW Street Environment Svcs	207956	DPW SES Budgetary	10000	GF Annual Account Ctrl	10024422	PW Operating	1	PW Operating	30680	PW SES - Street Env Services	519120	5130Fringe	519120	Long Term Disability Insurance		Unspecified	01	Gross Expenditures	4	On-Going	$63,538	$56,379	($7,160)	$66,703	$59,716	($6,987)	YES	GF Reduction/Position reassignments and substitutions
GFS	DPW	207990	DPW Operations	226897	DPW Street Environment Svcs	207956	DPW SES Budgetary	10000	GF Annual Account Ctrl	10024422	PW Operating	1	PW Operating	30680	PW SES - Street Env Services	520100	5200OHAlo	520100	Department Overhead		Unspecified	01	Gross Expenditures	4	On-Going	$13,280,265	$14,431,152	$1,150,887	$13,280,265	$14,942,038	$1,661,773	YES	Indirect Cost Plan Allocation
GFS	DPW	207990	DPW Operations	226897	DPW Street Environment Svcs	207956	DPW SES Budgetary	10000	GF Annual Account Ctrl	10024422	PW Operating	1	PW Operating	30680	PW SES - Street Env Services	520290	5200OHAlo	520290	Division Overhead		Unspecified	01	Gross Expenditures	4	On-Going	$7,139,876	$6,995,542	($144,334)	$7,139,876	$7,675,547	$535,671	YES	Indirect Cost Plan Allocation
GFS	DPW	207990	DPW Operations	226897	DPW Street Environment Svcs	207956	DPW SES Budgetary	10000	GF Annual Account Ctrl	10024422	PW Operating	1	PW Operating	30680	PW SES - Street Env Services	520980	5200OHAlo	520980	Other Overhead Charges		Unspecified	01	Gross Expenditures	4	On-Going	$4,106,575	$7,959,698	$3,853,123	$4,106,575	$8,013,757	$3,907,182	YES	Indirect Cost Plan Allocation
GFS	DPW	207990	DPW Operations	226897	DPW Street Environment Svcs	207956	DPW SES Budget

| Budget System Report 15.30.005 filtered on Gross Expenditures | | |

Budget System Report 15.30.005 filtered on Gross Expenditures																															FY 2021-22			FY 2022-23			FORMULA	FILL IN
GFS Type	Dept	Dept Division	Division Description	Dept Section	Section Description	Dept ID	Dept ID Description	Fund ID	Fund Title	Project ID	Project Title	Activity ID	Activity Title	Authority ID	Authority Title	Account Lvl 5	Account Lvl 5 Name	Account ID	Account Title	TRIO ID	TRIO Title	AAO Category	AAO Title	Change Type Title	Change Type Code		Start Dept Amt	End Dept Amt	Var Dept Amt	Start BY+1 Dept Amt	End BY+1 Dept Amt	Var BY+1 Dept Amt	Change submitted?	Explanation of Change
Self Supportin	DPW	207988	DPW Infrastructure	229906	DPW Street Use & Mapping	207957	DPW BSM Budgetary	13940	SR PW Paid Time Off	10029982	PW-Paid Time Off	1	PW-Paid Time Off	10002	Interdepartmental-Overhead	517010	5130Fringe	517010	Unemployment Insurance		Unspecified	401	Gross Expenditures	4	On-Going		$2,557	$2,575	$18	$2,557	$2,628	$71	YES	PTO Fund Adjustment
Self Supportin	DPW	207988	DPW Infrastructure	229906	DPW Street Use & Mapping	207957	DPW BSM Budgetary	13940	SR PW Paid Time Off	10029982	PW-Paid Time Off	1	PW-Paid Time Off	10002	Interdepartmental-Overhead	519120	5130Fringe	519120	Long Term Disability Insurance		Unspecified	401	Gross Expenditures	4	On-Going		$9,998	$10,047	$49	$9,998	$10,276	$278	YES	PTO Fund Adjustment
Self Supportin	DPW	207988	DPW Infrastructure	229906	DPW Street Use & Mapping	207957	DPW BSM Budgetary	13940	SR PW Paid Time Off	10029982	PW-Paid Time Off	1	PW-Paid Time Off	10002	Interdepartmental-Overhead	520100	5200Work	520100	Overhead Recovery		Unspecified	401	Gross Expenditures	4	On-Going		($1,508,755)	($1,032,786)	($524,969)	($1,508,755)	($1,778,694)	($269,504)	YES	PTO Fund Adjustment
Self Supportin	DPW	207989	DPW Buildings	207721	DPW Opty Dir of Buildings	207721	DPW Opty Dir of Buildings	13920	SR PW Overhead	10029981	PW-Overhead	1	PW-Dept Overhead	20677	PW GEN - General Admin	501010	5010Salary	501010	Perm Salaries-Misc-Regular		Unspecified	401	Gross Expenditures	4	On-Going		$3,679,350	$3,550,860	($128,490)	$3,862,668	$3,725,940	($136,728)	YES	Position reassignments and substitutions
Self Supportin	DPW	207989	DPW Buildings	207721	DPW Opty Dir of Buildings	207721	DPW Opty Dir of Buildings	13920	SR PW Overhead	10029981	PW-Overhead	1	PW-Dept Overhead	20677	PW GEN - General Admin	513010	5130Fringe	513010	Retire City Misc		Unspecified	401	Gross Expenditures	4	On-Going		$794,327	$766,598	($27,729)	$751,372	$724,777	($26,595)	YES	Position reassignments and substitutions
Self Supportin	DPW	207989	DPW Buildings	207721	DPW Opty Dir of Buildings	207721	DPW Opty Dir of Buildings	13920	SR PW Overhead	10029981	PW-Overhead	1	PW-Dept Overhead	20677	PW GEN - General Admin	514010	5130Fringe	514010	Social Security (OASDI & HI)		Unspecified	401	Gross Expenditures	4	On-Going		$212,772	$205,260	($7,490)	$222,165	$214,330	($7,845)	YES	Position reassignments and substitutions
Self Supportin	DPW	207989	DPW Buildings	207721	DPW Opty Dir of Buildings	207721	DPW Opty Dir of Buildings	13920	SR PW Overhead	10029981	PW-Overhead	1	PW-Dept Overhead	20677	PW GEN - General Admin	514020	5130Fringe	514020	Social Sec-Medicare(HI Only)		Unspecified	401	Gross Expenditures	4	On-Going		$53,476	$51,614	($1,862)	$56,130	$54,152	($1,983)	YES	Position reassignments and substitutions
Self Supportin	DPW	207989	DPW Buildings	207721	DPW Opty Dir of Buildings	207721	DPW Opty Dir of Buildings	13920	SR PW Overhead	10029981	PW-Overhead	1	PW-Dept Overhead	20677	PW GEN - General Admin	517010	5130Fringe	517010	Unemployment Insurance		Unspecified	401	Gross Expenditures	4	On-Going		$3,687	$3,550	($128)	$3,871	$3,734	($137)	YES	Position reassignments and substitutions
Self Supportin	DPW	207989	DPW Buildings	207721	DPW Opty Dir of Buildings	207721	DPW Opty Dir of Buildings	13920	SR PW Overhead	10029981	PW-Overhead	1	PW-Dept Overhead	20677	PW GEN - General Admin	519120	5130Fringe	519120	Long Term Disability Insurance		Unspecified	401	Gross Expenditures	4	On-Going		$11,559	$11,150	($404)	$12,136	$11,796	($430)	YES	Position reassignments and substitutions
Self Supportin	DPW	207989	DPW Buildings	207721	DPW Opty Dir of Buildings	207721	DPW Opty Dir of Buildings	13920	SR PW Overhead	10029981	PW-Overhead	1	PW-Dept Overhead	20677	PW GEN - General Admin	520100	5200Work	520100	Overhead Recovery		Unspecified	401	Gross Expenditures	4	On-Going		$904,460	$1,077,162	$172,702	$904,460	$1,114,338	$209,874	YES	Indirect Cost Plan Allocation
Self Supportin	DPW	207989	DPW Buildings	207721	DPW Opty Dir of Buildings	207721	DPW Opty Dir of Buildings	13920	SR PW Overhead	10029981	PW-Overhead	1	PW-Dept Overhead	20677	PW GEN - General Admin	521030	5210NPSvcs	521030	Air Travel - Employees		Unspecified	401	Gross Expenditures	4	On-Going		$160	$0	($160)	$160	$0	($160)	YES	Update to match current non-labor needs
Self Supportin	DPW	207989	DPW Buildings	207721	DPW Opty Dir of Buildings	207721	DPW Opty Dir of Buildings	13920	SR PW Overhead	10029981	PW-Overhead	1	PW-Dept Overhead	20677	PW GEN - General Admin	521050	5210NPSvcs	521050	Non-Air Travel - Employees		Unspecified	401	Gross Expenditures	4	On-Going		$1,195	$0	($1,195)	$1,195	$0	($1,195)	YES	Update to match current non-labor needs
Self Supportin	DPW	207989	DPW Buildings	207721	DPW Opty Dir of Buildings	207721	DPW Opty Dir of Buildings	13920	SR PW Overhead	10029981	PW-Overhead	1	PW-Dept Overhead	20677	PW GEN - General Admin	524010	5210NPSvcs	524010	Membership Fees		Unspecified	401	Gross Expenditures	4	On-Going		$1,685	$0	($1,685)	$1,685	$0	($1,685)	YES	Update to match current non-labor needs
Self Supportin	DPW	207989	DPW Buildings	207721	DPW Opty Dir of Buildings	207721	DPW Opty Dir of Buildings	13920	SR PW Overhead	10029981	PW-Overhead	1	PW-Dept Overhead	20677	PW GEN - General Admin	525000	5210NPSvcs	525000	Other Current Expenses - Bdgt		Unspecified	401	Gross Expenditures	4	On-Going		$3,000	$4,193	$193	$3,000	$4,193	$193	YES	Update to match current non-labor needs
Self Supportin	DPW	207989	DPW Buildings	207721	DPW Opty Dir of Buildings	207721	DPW Opty Dir of Buildings	13920	SR PW Overhead	10029981	PW-Overhead	1	PW-Dept Overhead	20677	PW GEN - General Admin	540000	5400Matl&Su	540000	Materials & Supplies-Budget		Unspecified	401	Gross Expenditures	4	On-Going		$500	$0	($500)	$500	$0	($500)	YES	Update to match current non-labor needs
Self Supportin	DPW	207989	DPW Buildings	207721	DPW Opty Dir of Buildings	207721	DPW Opty Dir of Buildings	13920	SR PW Overhead	10029981	PW-Overhead	1	PW-Dept Overhead	20677	PW GEN - General Admin	581083	5810OthDep	581083	ADM-Real Estate 49 SVN Rent		Unspecified	401	Gross Expenditures	4	On-Going		$8,865	$11,150	$2,352	$8,804	$11,155	$2,352	YES	Match work order client department request
Self Supportin	DPW	207989	DPW Buildings	207721	DPW Opty Dir of Buildings	207721	DPW Opty Dir of Buildings	13920	SR PW Overhead	10029981	PW-Overhead	1	PW-Dept Overhead	21412	IT Systems and Equipment	527610	5210NPSvcs	527610	Systems Consulting Services		Unspecified	401	Gross Expenditures	4	On-Going		$127,750	$87,500	($40,250)	$127,750	$112,875	($14,875)	YES	Update to match current non-labor needs
Self Supportin	DPW	207989	DPW Buildings	207721	DPW Opty Dir of Buildings	207721	DPW Opty Dir of Buildings	13920	SR PW Overhead	10029981	PW-Overhead	1	PW-Dept Overhead	21412	IT Systems and Equipment	535060	5210NPSvcs	535060	Software Licensing Fees		Unspecified	401	Gross Expenditures	4	On-Going		$397,600	$318,856	($78,744)	$397,600	$357,000	($40,600)	YES	Update to match current non-labor needs
Self Supportin	DPW	207989	DPW Buildings	207721	DPW Opty Dir of Buildings	207721	DPW Opty Dir of Buildings	13920	SR PW Overhead	10029981	PW-Overhead	1	PW-Dept Overhead	21412	IT Systems and Equipment	549210	5400Matl&Su	549210	Data Processing Supplies		Unspecified	401	Gross Expenditures	4	On-Going		$110,377	$163,624	$53,247	$110,377	$169,500	$59,123	YES	Update to match current non-labor needs
Self Supportin	DPW	207989	DPW Building Design & Construct	229802	DPW Building Design & Construct	207950	DPW BDC Budgetary	13920	SR PW Overhead	10029981	PW-Overhead	2	PW-Bureau Overhead	20675	PW BDC - Building Dsgn & Const	501010	5010Salary	501010	Perm Salaries-Misc-Regular		Unspecified	401	Gross Expenditures	4	On-Going		$3,559,884	$3,388,711	($171,173)	$3,737,225	$3,555,830	($181,405)	YES	Position reassignments and substitutions
Self Supportin	DPW	207989	DPW Buildings	229802	DPW Building Design & Construct	207950	DPW BDC Budgetary	13920	SR PW Overhead	10029981	PW-Overhead	2	PW-Bureau Overhead	20675	PW BDC - Building Dsgn & Const	505010	5010Salary	505010	Temp Misc Regular Salaries		Unspecified	401	Gross Expenditures	4	On-Going		$868,269	$675,069	($193,200)	$868,269	$675,069	($193,200)	YES	Position reassignments and substitutions
Self Supportin	DPW	207989	DPW Buildings	229802	DPW Building Design & Construct	207950	DPW BDC Budgetary	13920	SR PW Overhead	10029981	PW-Overhead	2	PW-Bureau Overhead	20675	PW BDC - Building Dsgn & Const	513010	5130Fringe	513010	Retire City Misc		Unspecified	401	Gross Expenditures	4	On-Going		$767,657	$730,337	($37,320)	$726,561	$690,868	($35,695)	YES	Position reassignments and substitutions
Self Supportin	DPW	207989	DPW Buildings	229802	DPW Building Design & Construct	207950	DPW BDC Budgetary	13920	SR PW Overhead	10029981	PW-Overhead	2	PW-Bureau Overhead	20675	PW BDC - Building Dsgn & Const	514010	5130Fringe	514010	Social Security (OASDI & HI)		Unspecified	401	Gross Expenditures	4	On-Going		$241,495	$218,760	($22,735)	$249,259	$225,939	($23,324)	YES	Position reassignments and substitutions
Self Supportin	DPW	207989	DPW Buildings	229802	DPW Building Design & Construct	207950	DPW BDC Budgetary	13920	SR PW Overhead	10029981	PW-Overhead	2	PW-Bureau Overhead	20675	PW BDC - Building Dsgn & Const	514020	5130Fringe	514020	Social Sec-Medicare(HI Only)		Unspecified	401	Gross Expenditures	4	On-Going		$64,225	$59,042	($5,383)	$66,895	$61,460	($5,432)	YES	Position reassignments and substitutions
Self Supportin	DPW	207989	DPW Buildings	229802	DPW Building Design & Construct	207950	DPW BDC Budgetary	13920	SR PW Overhead	10029981	PW-Overhead	2	PW-Bureau Overhead	20675	PW BDC - Building Dsgn & Const	515010	5130Fringe	515010	Health Service-City Match		Unspecified	401	Gross Expenditures	4	On-Going		$130,676	$125,769	($4,907)	$138,517	$133,316	($5,201)	YES	Position reassignments and substitutions
Self Supportin	DPW	207989	DPW Buildings	229802	DPW Building Design & Construct	207950	DPW BDC Budgetary	13920	SR PW Overhead	10029981	PW-Overhead	2	PW-Bureau Overhead	20675	PW BDC - Building Dsgn & Const	515710	5130Fringe	515710	Dependent Coverage		Unspecified	401	Gross Expenditures	4	On-Going		$322,080	$312,906	($9,174)	$341,398	$331,675	($9,723)	YES	Position reassignments and substitutions
Self Supportin	DPW	207989	DPW Buildings	229802	DPW Building Design & Construct	207950	DPW BDC Budgetary	13920	SR PW Overhead	10029981	PW-Overhead	2	PW-Bureau Overhead	20675	PW BDC - Building Dsgn & Const	516010	5130Fringe	516010	Dental Coverage		Unspecified	401	Gross Expenditures	4	On-Going		$36,954	$35,896	($1,058)	$38,426	$37,336	($1,100)	YES	Position reassignments and substitutions
Self Supportin	DPW	207989	DPW Buildings	229802	DPW Building Design & Construct	207950	DPW BDC Budgetary	13920	SR PW Overhead	10029981	PW-Overhead	2	PW-Bureau Overhead	20675	PW BDC - Building Dsgn & Const	517010	5130Fringe	517010	Unemployment Insurance		Unspecified	401	Gross Expenditures	4	On-Going		$4,435	$4,072	($363)	$4,612	$4,237	($375)	YES	Position reassignments and substitutions
Self Supportin	DPW	207989	DPW Buildings	229802	DPW Building Design & Construct	207950	DPW BDC Budgetary	13920	SR PW Overhead	10029981	PW-Overhead	2	PW-Bureau Overhead	20675	PW BDC - Building Dsgn & Const	519110	5130Fringe	519110	Flexible Benefit Package		Unspecified	401	Gross Expenditures	4	On-Going		$29,551	$34,912	$5,357	$31,332	$37,011	$5,679	YES	Position reassignments and substitutions
Self Supportin	DPW	207989	DPW Buildings	229802	DPW Building Design & Construct	207950	DPW BDC Budgetary	13920	SR PW Overhead	10029981	PW-Overhead	2	PW-Bureau Overhead	20675	PW BDC - Building Dsgn & Const	519120	5130Fringe	519120	Long Term Disability Insurance		Unspecified	401	Gross Expenditures	4	On-Going		$9,826	$8,490	($1,353)	$10,310	$8,909	($1,404)	YES	Position reassignments and substitutions
Self Supportin	DPW	207989	DPW Buildings	229802	DPW Building Design & Construct	207950	DPW BDC Budgetary	13920	SR PW Overhead	10029981	PW-Overhead	2	PW-Bureau Overhead	20675	PW BDC - Building Dsgn & Const	520100	5200Work	520100	Overhead Recovery		Unspecified	401	Gross Expenditures	4	On-Going		($16,923,640)	($12,049,640)	$4,874,000	($16,923,640)	($21,224,488)	$4,699,172	YES	Indirect Cost Plan Allocation
Self Supportin	DPW	207989	DPW Buildings	229802	DPW Building Design & Construct	207950	DPW BDC Budgetary	13920	SR PW Overhead	10029981	PW-Overhead	2	PW-Bureau Overhead	20675	PW BDC - Building Dsgn & Const	521030	5210NPSvcs	521030	Air Travel - Employees		Unspecified	401	Gross Expenditures	4	On-Going		$12,144	$0	($12,144)	$12,144	$0	($12,144)	YES	Update to match current non-labor needs
Self Supportin	DPW	207989	DPW Buildings	229802	DPW Building Design & Construct	207950	DPW BDC Budgetary	13920	SR PW Overhead	10029981	PW-Overhead	2	PW-Bureau Overhead	20675	PW BDC - Building Dsgn & Const	521050	5210NPSvcs	521050	Non-Air Travel - Employees		Unspecified	401	Gross Expenditures	4	On-Going		$37,854	$0	($37,854)	$37,854	$0	($37,854)	YES	Update to match current non-labor needs
Self Supportin	DPW	207989	DPW Buildings	229802	DPW Building Design & Construct	207950	DPW BDC Budgetary	13920	SR PW Overhead	10029981	PW-Overhead	2	PW-Bureau Overhead	20675	PW BDC - Building Dsgn & Const	525000	5210NPSvcs	525000	Other Current Expenses - Bdgt		Unspecified	401	Gross Expenditures	4	On-Going		$1,014,206	$726,580	($287,626)	$1,014,206	$726,580	($287,626)	YES	Update to match current non-labor needs
Self Supportin	DPW	207989	DPW Buildings	229802	DPW Building Design & Construct	207950	DPW BDC Budgetary	13920	SR PW Overhead	10029981	PW-Overhead	2	PW-Bureau Overhead	20675	PW BDC - Building Dsgn & Const	581083	5810OthDep	581083	ADM-Real Estate 49 SVN Rent		Unspecified	401	Gross Expenditures	4	On-Going		$1,767,311	$2,239,730	$472,419	$1,767,311	$2,239,730	$472,419	YES	Match work order client department request
Self Supportin	DPW	207989	DPW Buildings	229802	DPW Building Design & Construct	207950	DPW BDC Budgetary	13920	SR PW Overhead	10034424	PW Equipment	127	PW2200 N - Cylinder End Grinder	20675	PW BDC - Building Dsgn & Const	560000	5600CapOut	560000	Equipment Purchase-Budget		Unspecified	401	Gross Expenditures	4	On-Going		$0	$52,000	$52,000	$0	$0	$0	YES	Equipment
Self Supportin	DPW	207989	DPW Buildings	229802	DPW Building Design & Construct	207950	DPW BDC Budgetary	13940	SR PW Paid Time Off	10029982	PW-Paid Time Off	3	PW-Paid Time Off	10002	Interdepartmental-Overhead	501010	5010Salary	501010	Perm Salaries-Misc-Regular		Unspecified	401	Gross Expenditures	4	On-Going		$5,616,011	$5,494,539	($121,462)	$5,616,011	$5,612,279	($3,732)	YES	PTO Fund Adjustment
Self Supportin	DPW	207989	DPW Buildings	229802	DPW Building Design & Construct	207950	DPW BDC Budgetary	13940	SR PW Paid Time Off	10029982	PW-Paid Time Off	3	PW-Paid Time Off	10002	Interdepartmental-Overhead	517010	5130Fringe	517010	Unemployment Insurance		Unspecified	401	Gross Expenditures	4	On-Going		$5,616	$5,495	($121)	$5,616	$5,612	($4)	YES	PTO Fund Adjustment
Self Supportin	DPW	207989	DPW Buildings	229802	DPW Building Design & Construct	207950	DPW BDC Budgetary	13940	SR PW Paid Time Off	10029982	PW-Paid Time Off	3	PW-Paid Time Off	10002	Interdepartmental-Overhead	519120	5130Fringe	519120	Long Term Disability Insurance		Unspecified	401	Gross Expenditures	4	On-Going		$21,959	$21,484	($475)	$21,959	$21,844	($115)	YES	PTO Fund Adjustment
Self Supportin	DPW	207989	DPW Buildings	229802	DPW Building Design & Construct	207950	DPW BDC Budgetary	13940	SR PW Paid Time Off	10029982	PW-Paid Time Off	3	PW-Paid Time Off	10002	Interdepartmental-Overhead	520100	5200Work	520100	Overhead Recovery		Unspecified	401	Gross Expenditures	4	On-Going		($5,371,864)	($5,379,996)	($8,132)	($5,371,864)	($5,119,382)	$252,522	YES	PTO Fund Adjustment
Self Supportin	DPW	207990	DPW Operations	207722	DPW Opty Dir of Operations	229882	DPW DDO Operations Deputy	13920	SR PW Overhead	10029981	PW-Overhead	1	PW-Dept Overhead	20677	PW GEN - General Admin	501010	5010Salary	501010	Perm Salaries-Misc-Regular		Unspecified	401	Gross Expenditures	4	On-Going		$2,604,330	$2,518,589	($85,741)	$2,734,402	$2,642,711	($91,691)	YES	Position reassignments and substitutions
Self Supportin	DPW	207990	DPW Operations	207722	DPW Opty Dir of Operations	229882	DPW DDO Operations Deputy	13920	SR PW Overhead	10029981	PW-Overhead	1	PW-Dept Overhead	20677	PW GEN - General Admin	513010	5130Fringe	513010	Retire City Misc		Unspecified	401	Gross Expenditures	4	On-Going		$564,941	$546,337	($18,604)	$534,593	$516,687	($17,926)	YES	Position reassignments and substitutions
Self Supportin	DPW	207990	DPW Operations	207722	DPW Opty Dir of Operations	229882	DPW DDO Operations Deputy	13920	SR PW Overhead	10029981	PW-Overhead	1	PW-Dept Overhead	20677	PW GEN - General Admin	514010	5130Fringe	514010	Social Security (OASDI & HI)		Unspecified	401	Gross Expenditures	4	On-Going		$157,431	$152,382	($5,049)	$164,630	$159,247	($5,383)	YES	Position reassignments and substitutions
Self Supportin	DPW	207990	DPW Operations	207722	DPW Opty Dir of Operations	229882	DPW DDO Operations Deputy	13920	SR PW Overhead	10029981	PW-Overhead	1	PW-Dept Overhead	20677	PW GEN - General Admin	514020	5130Fringe	514020	Social Sec-Medicare(HI Only)		Unspecified	401	Gross Expenditures	4	On-Going		$38,721	$37,477	($1,244)	$40,609	$39,279	($1,330)	YES	Position reassignments and substitutions
Self Supportin	DPW	207990	DPW Operations	207722	DPW Opty Dir of Operations	229882	DPW DDO Operations Deputy	13920	SR PW Overhead	10029981	PW-Overhead	1	PW-Dept Overhead	20677	PW GEN - General Admin	517010	5130Fringe	517010	Unemployment Insurance		Unspecified	401	Gross Expenditures	4	On-Going		$2,673	$2,585	($88)	$2,803	$2,711	($92)	YES	Position reassignments and substitutions
Self Supportin	DPW	207990	DPW Operations	207722	DPW Opty Dir of Operations	229882	DPW DDO Operations Deputy	13920	SR PW Overhead	10029981	PW-Overhead	1	PW-Dept Overhead	20677	PW GEN - General Admin	519120	5130Fringe	519120	Long Term Disability Insurance		Unspecified	401	Gross Expenditures	4	On-Going		$6,897	$6,583	($314)	$7,147	$6,907	($240)	YES	Position reassignments and substitutions
Self Supportin	DPW	207990	DPW Operations	207722	DPW Opty Dir of Operations	229882	DPW DDO Operations Deputy	13920	SR PW Overhead	10029981	PW-Overhead	1	PW-Dept Overhead	20677	PW GEN - General Admin	520100	5200Work	520100	Overhead Recovery		Unspecified	401	Gross Expenditures	4	On-Going		$668,048	$784,047	$115,999	$668,048	$811,621	$143,573	YES	Indirect Cost Plan Allocation
Self Supportin	DPW	207990	DPW Operations	207722	DPW Opty Dir of Operations	229882	DPW DDO Operations Deputy	13920	SR PW Overhead	10029981	PW-Overhead	1	PW-Dept Overhead	20677	PW GEN - General Admin	521030	5210NPSvcs	521030	Air Travel - Employees		Unspecified	401	Gross Expenditures	4	On-Going		$3,000	$0	($3,000)	$3,000	$0	($3,000)	YES	Update to match current non-labor needs
Self Supportin	DPW	207990	DPW Operations	207722	DPW Opty Dir of Operations	229882	DPW DDO Operations Deputy	13920	SR PW Overhead	10029981	PW-Overhead	1	PW-Dept Overhead	20677	PW GEN - General Admin	522000	5210NPSvcs	522000	Training - Budget		Unspecified	401	Gross Expenditures	4	On-Going		$70,000	$100,000	$30,000	$70,000	$100,000	$30,000	YES	Update to match current non-labor needs
Self Supportin	DPW	207990	DPW Operations	207722	DPW Opty Dir of Operations	229882	DPW DDO Operations Deputy	13920	SR PW Overhead	10029981	PW-Overhead	1	PW-Dept Overhead	20677	PW GEN - General Admin	525000	5210NPSvcs	525000	Other Current Expenses - Bdgt		Unspecified	401	Gross Expenditures	4	On-Going		$69,350	$4,209	($65,141)	$69,350	$4,209	($65,141)	YES	Update to match current non-labor needs
Self Supportin	DPW	207990	DPW Operations	207722	DPW Opty Dir of Operations	229882	DPW DDO Operations Deputy	13920	SR PW Overhead	10029981	PW-Overhead	1	PW-Dept Overhead	20677	PW GEN - General Admin	540000	5400Matl&Su	540000	Materials & Supplies-Budget		Unspecified	401	Gross Expenditures	4	On-Going		$7,500	$5,000	($2,500)	$7,500	$5,000	($2,500)	YES	Update to match current non-labor needs
Self Supportin	DPW	207990	DPW Operations	207722	DPW Opty Dir of Operations	229882	DPW DDO Operations Deputy	13920	SR PW Overhead	10029981	PW-Overhead	1	PW-Dept Overhead	20677	PW GEN - General Admin	581083	5810OthDep	581083	ADM-Real Estate 49 SVN Rent		Unspecified	401	Gross Expenditures	4	On-Going		$8,865	$0	($8,865)	$8,804	$0	($8,804)	YES	Match work order client department request
Self Supportin	DPW	207990	DPW Operations	207722	DPW Opty Dir of Operations	229882	DPW DDO Operations Deputy	13920	SR PW Overhead	10029981	PW-Overhead	1	PW-Dept Overhead	21412	IT Systems and Equipment	535000	5210NPSvcs	535000	Other Current Expenses - Bdgt		Unspecified	401	Gross Expenditures	4	On-Going		$0	$44,100	$44,100	$0	$0	$0	YES	Update to match current non-labor needs
Self Supportin	DPW	207990	DPW Operations	207722	DPW Opty Dir of Operations	229882	DPW DDO Operations Deputy	13920	SR PW Overhead	10029981	PW-Overhead	1	PW-Dept Overhead	21412	IT Systems and Equipment	535060	5210NPSvcs	535060	Software Licensing Fees		Unspecified	401	Gross Expenditures	4	On-Going		$186,993	$58,799	($128,194)	$186,993	$46,793	($140,200)	YES	Update to match current non-labor needs
Self Supportin	DPW	207990	DPW Operations	207722	DPW Opty Dir of Operations	229882	DPW DDO Operations Deputy	13920	SR PW Overhead	10029981	PW-Overhead	1	PW-Dept Overhead	21412	IT Systems and Equipment	549210	5400Matl&Su	549210	Data Processing Supplies		Unspecified	401	Gross Expenditures	4	On-Going		$373,615	$118,736	($254,879)	$373,615	$123,000	($250,615)	YES	Update to match current non-labor needs
Self Supportin	DPW	207990	DPW Operations	229822	DPW Building Repair	207961	DPW BBR Budgetary	13920	SR PW Overhead	10029981	PW-Overhead	2	PW-Bureau Overhead	20676	PW BBR - Building Repair	501010	5010Salary	501010	Perm Salaries-Misc-Regular		Unspecified	401	Gross Expenditures	4	On-Going		$1,442,688	$1,281,797	($160,891)	$1,514,640	$1,347,298	($167,341)	YES	Position reassignments and substitutions
Self Supportin	DPW	207990	DPW Operations	229822	DPW Building Repair	207961	DPW BBR Budgetary	13920	SR PW Overhead	10029981	PW-Overhead	2	PW-Bureau Overhead	20676	PW BBR - Building Repair	513010	5130Fringe	513010	Retire City Misc		Unspecified	401	Gross Expenditures	4	On-Going		$312,813	$277,928	($34,885)	$296,262	$263,530	($32,732)	YES	Position reassignments and substitutions
Self Supportin	DPW	207990	DPW Operations	229822	DPW Building Repair	207961	DPW BBR Budgetary	13920	SR PW Overhead	10029981	PW-Overhead	2	PW-Bureau Overhead	20676	PW BBR - Building Repair	514010	5130Fringe	514010	Social Security (OASDI & HI)		Unspecified	401	Gross Expenditures	4	On-Going		$88,695	$80,091	($8,604)	$92,441	$83,327	($9,114)	YES	Position reassignments and substitutions
Self Supportin	DPW	207990	DPW Operations	229822	DPW Building Repair	207961	DPW BBR Budgetary	13920	SR PW Overhead	10029981	PW-Overhead	2	PW-Bureau Overhead	20676	PW BBR - Building Repair	514020	5130Fringe	514020	Social Sec-Medicare(HI Only)		Unspecified	401	Gross Expenditures	4	On-Going		$23,249	$20,911	($2,338)	$24,298	$21,862	($2,436)	YES	Position reassignments and substitutions
Self Supportin	DPW	207990	DPW Operations	229822	DPW Building Repair	207961	DPW BBR Budgetary	13920	SR PW Overhead	10029981	PW-Overhead	2	PW-Bureau Overhead	20676	PW BBR - Building Repair	515010	5130Fringe	515010	Health Service-City Match		Unspecified	401	Gross Expenditures	4	On-Going		$32,852	$29,144	($3,708)	$34,824	$30,993	($3,831)	YES	Position reassignments and substitutions
Self Supportin	DPW	207990	DPW Operations	229822	DPW Building Repair	207961	DPW BBR Budgetary	13920	SR PW Overhead	10029981	PW-Overhead	2	PW-Bureau Overhead	20676	PW BBR - Building Repair	515710	5130Fringe	515710	Dependent Coverage		Unspecified	401	Gross Expenditures	4	On-Going		$73,977	$63,854	($8,123)	$76,295	$67,903	($8,392)	YES	Position reassignments and substitutions
Self Supportin	DPW	207990	DPW Operations	229822	DPW Building Repair	207961	DPW BBR Budgetary	13920	SR PW Overhead	10029981	PW-Overhead	2	PW-Bureau Overhead	20676	PW BBR - Building Repair	516010	5130Fringe	516010	Dental Coverage		Unspecified	401	Gross Expenditures	4	On-Going		$8,511	$7,550	($961)	$8,849	$7,876	($973)	YES	Position reassignments and substitutions
Self Supportin	DPW	207990	DPW Operations	229822	DPW Building Repair	207961	DPW BBR Budgetary	13920	SR PW Overhead	10029981	PW-Overhead	2	PW-Bureau Overhead	20676	PW BBR - Building Repair	517010	5130Fringe	517010	Unemployment Insurance		Unspecified	401	Gross Expenditures	4	On-Going		$1,035	$1,444	($183)	$1,672	$1,036	($167)	YES	Position reassignments and substitutions
Self Supportin	DPW	207990	DPW Operations	229822	DPW Building Repair	207961	DPW BBR Budgetary	13920	SR PW Overhead	10029981	PW-Overhead	2	PW-Bureau Overhead	20676	PW BBR - Building Repair	519110	5130Fringe	519110	Flexible Benefit Package		Unspecified	401	Gross Expenditures	4	On-Going		$10,714	$9,505	($1,209)	$11,356	$10,109	($1,248)	YES	Position reassignments and substitutions
Self Supportin	DPW	207990	DPW Operations	229822	DPW Building Repair	207961	DPW BBR Budgetary	13920	SR PW Overhead	10029981	PW-Overhead	2	PW-Bureau Overhead	20676	PW BBR - Building Repair	519120	5130Fringe	519120	Long Term Disability Insurance		Unspecified	401	Gross Expenditures	4	On-Going		$3,054	$2,714	($340)	$3,235	$2,851	($354)	YES	Position reassignments and substitutions
Self Supportin	DPW	207990	DPW Operations	229822	DPW Building Repair	207961	DPW BBR Budgetary	13920	SR PW Overhead	10029981	PW-Overhead	2	PW-Bureau Overhead	20676	PW BBR - Building Repair	520100	5200Work	520100	Overhead Recovery		Unspecified	401	Gross Expenditures	4	On-Going		($1,097,603)	($2,321,470)	$772,133	($1,097,603)	($1,433,333)

Budget System Report 15.30.005 filtered on Gross Expenditures																										FY 2021-22			FY 2022-23			FORMULA	FILL IN
GFS Type	Dept	Dept Division	Division Description	Dept Section	Section Description	Dept ID	Dept ID Description	Fund ID	Fund Title	Project ID	Project Title	Activity ID	Activity Title	Authority ID	Authority Title	Account Lvl 5	Account Lvl 5 Name	Account ID	Account Title	TRIO ID	TRIO Title	AAO Category	AAO Title	Change Type Title	Change Type Code	Start Dept Amt	End Dept Amt	Var Dept Amt	Start BY+1 Dept Amt	End BY+1 Dept Amt	Var BY+1 Dept Amt	Change submitted?	Explanation of Change
Self Supportin	DPW	207990	DPW Operations	226897	DPW Street Environment Svcs	207966	DPW SES Budgetary	13920	SR PW-Overhead	10029981	PW-Overhead	2	PW-Bureau Overhead	20680	PW SES - Street Env Services	501010	5010Salary	501010	Perm Salaries-Misc-Regular		Unspecified	401	Gross Expenditures	4	On-Going	$792,508	$700,023	($92,485)	$832,001	$734,385	($97,618)	YES	Position reassignments and substitutions
Self Supportin	DPW	207990	DPW Operations	226897	DPW Street Environment Svcs	207966	DPW SES Budgetary	13920	SR PW-Overhead	10029981	PW-Overhead	2	PW-Bureau Overhead	20680	PW SES - Street Env Services	513010	5130Fringe	513010	Retire City Misc		Unspecified	401	Gross Expenditures	4	On-Going	$170,489	$150,589	($19,901)	$161,339	$142,392	($18,927)	YES	Position reassignments and substitutions
Self Supportin	DPW	207990	DPW Operations	226897	DPW Street Environment Svcs	207966	DPW SES Budgetary	13920	SR PW-Overhead	10029981	PW-Overhead	2	PW-Bureau Overhead	20680	PW SES - Street Env Services	514010	5130Fringe	514010	Social Security (OASDI & HI)		Unspecified	401	Gross Expenditures	4	On-Going	$40,135	$35,531	($4,604)	$41,716	$36,881	($4,835)	YES	Position reassignments and substitutions
Self Supportin	DPW	207990	DPW Operations	226897	DPW Street Environment Svcs	207966	DPW SES Budgetary	13920	SR PW-Overhead	10029981	PW-Overhead	2	PW-Bureau Overhead	20680	PW SES - Street Env Services	514020	5130Fringe	514020	Social Sec-Medicare(HI Only)		Unspecified	401	Gross Expenditures	4	On-Going	$11,652	$10,311	($1,341)	$12,225	$10,809	($1,416)	YES	Position reassignments and substitutions
Self Supportin	DPW	207990	DPW Operations	226897	DPW Street Environment Svcs	207966	DPW SES Budgetary	13920	SR PW-Overhead	10029981	PW-Overhead	2	PW-Bureau Overhead	20680	PW SES - Street Env Services	515010	5130Fringe	515010	Health Service-City Match		Unspecified	401	Gross Expenditures	4	On-Going	$25,976	$25,130	($846)	$27,536	$26,618	($918)	YES	Position reassignments and substitutions
Self Supportin	DPW	207990	DPW Operations	226897	DPW Street Environment Svcs	207966	DPW SES Budgetary	13920	SR PW-Overhead	10029981	PW-Overhead	2	PW-Bureau Overhead	20680	PW SES - Street Env Services	515710	5130Fringe	515710	Dependent Coverage		Unspecified	401	Gross Expenditures	4	On-Going	$66,570	$64,355	($2,216)	$70,586	$68,234	($2,352)	YES	Position reassignments and substitutions
Self Supportin	DPW	207990	DPW Operations	226897	DPW Street Environment Svcs	207966	DPW SES Budgetary	13920	SR PW-Overhead	10029981	PW-Overhead	2	PW-Bureau Overhead	20680	PW SES - Street Env Services	516010	5130Fringe	516010	Dental Coverage		Unspecified	401	Gross Expenditures	4	On-Going	$7,734	$7,476	($258)	$8,042	$7,774	($268)	YES	Position reassignments and substitutions
Self Supportin	DPW	207990	DPW Operations	226897	DPW Street Environment Svcs	207966	DPW SES Budgetary	13920	SR PW-Overhead	10029981	PW-Overhead	2	PW-Bureau Overhead	20680	PW SES - Street Env Services	517010	5130Fringe	517010	Unemployment Insurance		Unspecified	401	Gross Expenditures	4	On-Going	$855	$712	($93)	$841	$746	($97)	YES	Position reassignments and substitutions
Self Supportin	DPW	207990	DPW Operations	226897	DPW Street Environment Svcs	207966	DPW SES Budgetary	13920	SR PW-Overhead	10029981	PW-Overhead	2	PW-Bureau Overhead	20680	PW SES - Street Env Services	519110	5130Fringe	519110	Flexible Benefit Package		Unspecified	401	Gross Expenditures	4	On-Going	$21,428	$20,734	($694)	$22,736	$21,959	($757)	YES	Position reassignments and substitutions
Self Supportin	DPW	207990	DPW Operations	226897	DPW Street Environment Svcs	207966	DPW SES Budgetary	13920	SR PW-Overhead	10029981	PW-Overhead	2	PW-Bureau Overhead	20680	PW SES - Street Env Services	519120	5130Fringe	519120	Long Term Disability Insurance		Unspecified	401	Gross Expenditures	4	On-Going	$560	$534	($68)	$610	$539	($71)	YES	Position reassignments and substitutions
Self Supportin	DPW	207990	DPW Operations	226897	DPW Street Environment Svcs	207966	DPW SES Budgetary	13920	SR PW-Overhead	10029981	PW-Overhead	2	PW-Bureau Overhead	20680	PW SES - Street Env Services	520100	5200OtherAlo	520100	Overhead Recovery		Unspecified	401	Gross Expenditures	4	On-Going	($8,965,255)	($8,308,757)	$656,498	($8,965,255)	($9,324,465)	($359,208)	YES	Indirect Cost Plan Allocation
Self Supportin	DPW	207990	DPW Operations	226897	DPW Street Environment Svcs	207966	DPW SES Budgetary	13920	SR PW-Overhead	10029981	PW-Overhead	2	PW-Bureau Overhead	21412	IT Systems and Equipment	520960	5210NPSvcs	519960	Software Licensing Fees		Unspecified	401	Gross Expenditures	4	On-Going	$63,985	$113,985	$50,000	$63,985	$113,985	$50,000	YES	Update to match current non-labor needs
Self Supportin	DPW	207990	DPW Operations	226897	DPW Street Environment Svcs	207966	DPW SES Budgetary	13940	SR PW Paid Time Off	10029982	PW-Paid Time Off	3	PW-Paid Time Off	10002	Interdepartmental-Overhead	501010	5010Salary	501010	Perm Salaries-Misc-Regular		Unspecified	401	Gross Expenditures	4	On-Going	$7,203,815	$9,789,784	$2,585,969	$7,203,815	$10,319,202	$3,115,387	YES	PTO Fund Adjustment
Self Supportin	DPW	207990	DPW Operations	226897	DPW Street Environment Svcs	207966	DPW SES Budgetary	13940	SR PW Paid Time Off	10029982	PW-Paid Time Off	3	PW-Paid Time Off	10002	Interdepartmental-Overhead	517010	5130Fringe	517010	Unemployment Insurance		Unspecified	401	Gross Expenditures	4	On-Going	$7,204	$9,790	$2,586	$7,204	$10,319	$3,115	YES	PTO Fund Adjustment
Self Supportin	DPW	207990	DPW Operations	226897	DPW Street Environment Svcs	207966	DPW SES Budgetary	13940	SR PW Paid Time Off	10029982	PW-Paid Time Off	3	PW-Paid Time Off	10002	Interdepartmental-Overhead	519120	5130Fringe	519120	Long Term Disability Insurance		Unspecified	401	Gross Expenditures	4	On-Going	$28,167	$38,278	$10,111	$28,167	$40,348	$12,181	YES	PTO Fund Adjustment
Self Supportin	DPW	207990	DPW Operations	226897	DPW Street Environment Svcs	207966	DPW SES Budgetary	13940	SR PW Paid Time Off	10029982	PW-Paid Time Off	3	PW-Paid Time Off	10002	Interdepartmental-Overhead	520100	5200OtherAlo	520100	Overhead Recovery		Unspecified	401	Gross Expenditures	4	On-Going	($6,941,053)	($11,736,439)	($4,795,386)	($6,941,053)	($12,057,683)	($5,116,630)	YES	PTO Fund Adjustment
Self Supportin	DPW	207990	DPW Operations	226897	DPW Street Environment Svcs	207966	DPW SES Budgetary	13970	SR Services to Outside Agncy	10037302	SW Sth&Brannan PwrWsh&StmCln		PW Operating	21656	SoMa Sth&Brannan St Develop	506070	5060ProgPr	506070	Programmatic Projects-Budget		Unspecified	401	Gross Expenditures	4	On-Going	$0	$200,000	$200,000	$0	$200,000	$200,000	YES	New source
Self Supportin	DPW	207990	DPW Operations	226897	DPW Street Environment Svcs	207966	DPW SES Budgetary	14000	SR Solid Waste Projects	10034422	PW Operating	1	PW Operating	20680	PW SES - Street Env Services	506070	5060ProgPr	506070	Programmatic Projects-Budget		Unspecified	401	Gross Expenditures	4	On-Going	$6,445,285	$6,720,284	$274,999	$6,445,285	$6,720,284	$274,999	YES	Update to match current needs
Self Supportin	DPW	207990	DPW Operations	226897	DPW Street Environment Svcs	207966	DPW SES Budgetary	14000	SR Solid Waste Projects	10034422	PW Operating	1	PW Operating	20680	PW SES - Street Env Services	527000	5210NPSvcs	527000	Prof & Specialized Svcs-Bdgt		Unspecified	401	Gross Expenditures	4	On-Going	$150,000	$167,953	$17,953	$150,000	$167,953	$17,953	YES	Update to match current needs
Self Supportin	DPW	207990	DPW Operations	226897	DPW Street Environment Svcs	207966	DPW SES Budgetary	14000	SR Solid Waste Projects	10034422	PW Operating	1	PW Operating	20680	PW SES - Street Env Services	538000	5380CityGP	538000	CMO Services - Budget		Unspecified	401	Gross Expenditures	4	On-Going	$1,325,000	$1,679,528	$354,528	$1,325,000	$1,679,528	$354,528	YES	Update to match current needs
Self Supportin	DPW	207990	DPW Operations	226897	DPW Street Environment Svcs	207966	DPW SES Budgetary	14000	SR Solid Waste Projects	10034422	PW Operating	1	PW Operating	20680	PW SES - Street Env Services	540000	5400MatrSu	540000	Materials & Supplies-Budget		Unspecified	401	Gross Expenditures	4	On-Going	$840,000	$940,536	$100,536	$840,000	$940,536	$100,536	YES	Update to match current needs
Self Supportin	DPW	207990	DPW Operations	229909	DPW Street & Sewer Repair	207958	DPW SSR Budgetary	12789	SR Road Annual Authority	10034422	PW Operating	1	PW Operating	20679	PW SSR - Street & Sewer Repair	501010	5010Salary	501010	Perm Salaries-Misc-Regular		Unspecified	401	Gross Expenditures	4	On-Going	$651,114	$586,618	($64,496)	$683,548	$615,241	($68,307)	YES	Position reassignments and substitutions
Self Supportin	DPW	207990	DPW Operations	229909	DPW Street & Sewer Repair	207958	DPW SSR Budgetary	12789	SR Road Annual Authority	10034422	PW Operating	1	PW Operating	20679	PW SSR - Street & Sewer Repair	513010	5130Fringe	513010	Retire City Misc		Unspecified	401	Gross Expenditures	4	On-Going	$142,620	$128,490	($14,127)	$135,210	$121,765	($13,512)	YES	Position reassignments and substitutions
Self Supportin	DPW	207990	DPW Operations	229909	DPW Street & Sewer Repair	207958	DPW SSR Budgetary	12789	SR Road Annual Authority	10034422	PW Operating	1	PW Operating	20679	PW SSR - Street & Sewer Repair	514010	5130Fringe	514010	Social Security (OASDI & HI)		Unspecified	401	Gross Expenditures	4	On-Going	$46,238	$42,139	($3,999)	$48,350	$44,110	($4,235)	YES	Position reassignments and substitutions
Self Supportin	DPW	207990	DPW Operations	229909	DPW Street & Sewer Repair	207958	DPW SSR Budgetary	12789	SR Road Annual Authority	10034422	PW Operating	1	PW Operating	20679	PW SSR - Street & Sewer Repair	514020	5130Fringe	514020	Social Sec-Medicare(HI Only)		Unspecified	401	Gross Expenditures	4	On-Going	$10,837	$9,902	($935)	$11,307	$10,317	($990)	YES	Position reassignments and substitutions
Self Supportin	DPW	207990	DPW Operations	229909	DPW Street & Sewer Repair	207958	DPW SSR Budgetary	12789	SR Road Annual Authority	10034422	PW Operating	1	PW Operating	20679	PW SSR - Street & Sewer Repair	517010	5130Fringe	517010	Unemployment Insurance		Unspecified	401	Gross Expenditures	4	On-Going	$747	$683	($64)	$779	$711	($68)	YES	Position reassignments and substitutions
Self Supportin	DPW	207990	DPW Operations	229909	DPW Street & Sewer Repair	207958	DPW SSR Budgetary	12789	SR Road Annual Authority	10034422	PW Operating	1	PW Operating	20679	PW SSR - Street & Sewer Repair	519120	5130Fringe	519120	Long Term Disability Insurance		Unspecified	401	Gross Expenditures	4	On-Going	$2,261	$2,037	($224)	$2,376	$2,137	($227)	YES	Position reassignments and substitutions
Self Supportin	DPW	207990	DPW Operations	229909	DPW Street & Sewer Repair	207958	DPW SSR Budgetary	12789	SR Road Annual Authority	10034422	PW Operating	1	PW Operating	20679	PW SSR - Street & Sewer Repair	520190	5200OtherAlo	520190	Department Overhead		Unspecified	401	Gross Expenditures	4	On-Going	$393,577	$425,587	$42,010	$393,577	$457,913	$64,336	YES	Indirect Cost Plan Allocation
Self Supportin	DPW	207990	DPW Operations	229909	DPW Street & Sewer Repair	207958	DPW SSR Budgetary	12789	SR Road Annual Authority	10034422	PW Operating	1	PW Operating	20679	PW SSR - Street & Sewer Repair	520290	5200OtherAlo	520290	Division Overhead		Unspecified	401	Gross Expenditures	4	On-Going	$367,516	$322,923	($44,593)	$367,516	$339,790	($27,724)	YES	Indirect Cost Plan Allocation
Self Supportin	DPW	207990	DPW Operations	229909	DPW Street & Sewer Repair	207958	DPW SSR Budgetary	12789	SR Road Annual Authority	10034422	PW Operating	1	PW Operating	20679	PW SSR - Street & Sewer Repair	520990	5200OtherAlo	520990	Other Overhead Charges		Unspecified	401	Gross Expenditures	4	On-Going	$159,913	$310,522	$150,609	$159,913	$306,954	$147,041	YES	Indirect Cost Plan Allocation
Self Supportin	DPW	207990	DPW Operations	229909	DPW Street & Sewer Repair	207958	DPW SSR Budgetary	13920	SR PW-Overhead	10029981	PW-Overhead	2	PW-Bureau Overhead	20679	PW SSR - Street & Sewer Repair	501010	5010Salary	501010	Perm Salaries-Misc-Regular		Unspecified	401	Gross Expenditures	4	On-Going	$664,737	$600,743	($63,994)	$697,868	$630,230	($67,638)	YES	Position reassignments and substitutions
Self Supportin	DPW	207990	DPW Operations	229909	DPW Street & Sewer Repair	207958	DPW SSR Budgetary	13920	SR PW-Overhead	10029981	PW-Overhead	2	PW-Bureau Overhead	20679	PW SSR - Street & Sewer Repair	513010	5130Fringe	513010	Retire City Misc		Unspecified	401	Gross Expenditures	4	On-Going	$143,148	$129,367	($13,781)	$135,468	$122,138	($13,330)	YES	Position reassignments and substitutions
Self Supportin	DPW	207990	DPW Operations	229909	DPW Street & Sewer Repair	207958	DPW SSR Budgetary	13920	SR PW-Overhead	10029981	PW-Overhead	2	PW-Bureau Overhead	20679	PW SSR - Street & Sewer Repair	514010	5130Fringe	514010	Social Security (OASDI & HI)		Unspecified	401	Gross Expenditures	4	On-Going	$34,203	$30,956	($3,247)	$35,575	$32,174	($3,402)	YES	Position reassignments and substitutions
Self Supportin	DPW	207990	DPW Operations	229909	DPW Street & Sewer Repair	207958	DPW SSR Budgetary	13920	SR PW-Overhead	10029981	PW-Overhead	2	PW-Bureau Overhead	20679	PW SSR - Street & Sewer Repair	514020	5130Fringe	514020	Social Sec-Medicare(HI Only)		Unspecified	401	Gross Expenditures	4	On-Going	$8,752	$8,824	($928)	$10,231	$9,250	($981)	YES	Position reassignments and substitutions
Self Supportin	DPW	207990	DPW Operations	229909	DPW Street & Sewer Repair	207958	DPW SSR Budgetary	13920	SR PW-Overhead	10029981	PW-Overhead	2	PW-Bureau Overhead	20679	PW SSR - Street & Sewer Repair	517010	5130Fringe	517010	Unemployment Insurance		Unspecified	401	Gross Expenditures	4	On-Going	$672	$608	($64)	$700	$638	($68)	YES	Position reassignments and substitutions
Self Supportin	DPW	207990	DPW Operations	229909	DPW Street & Sewer Repair	207958	DPW SSR Budgetary	13920	SR PW-Overhead	10029981	PW-Overhead	2	PW-Bureau Overhead	20679	PW SSR - Street & Sewer Repair	519120	5130Fringe	519120	Long Term Disability Insurance		Unspecified	401	Gross Expenditures	4	On-Going	$610	$551	($59)	$640	$578	($62)	YES	Position reassignments and substitutions
Self Supportin	DPW	207990	DPW Operations	229909	DPW Street & Sewer Repair	207958	DPW SSR Budgetary	13920	SR PW-Overhead	10029981	PW-Overhead	2	PW-Bureau Overhead	20679	PW SSR - Street & Sewer Repair	520100	5200OtherAlo	520100	Overhead Recovery		Unspecified	401	Gross Expenditures	4	On-Going	($1,109,381)	($2,400,660)	$708,721	($1,109,381)	($1,505,776)	$603,605	YES	Indirect Cost Plan Allocation
Self Supportin	DPW	207990	DPW Operations	229909	DPW Street & Sewer Repair	207958	DPW SSR Budgetary	13920	SR PW-Overhead	10029981	PW-Overhead	2	PW-Bureau Overhead	20679	PW SSR - Street & Sewer Repair	521030	5210NPSvcs	521030	Air Travel - Employees		Unspecified	401	Gross Expenditures	4	On-Going	$1,008	$0	($1,008)	$1,008	$0	($1,008)	YES	Update to match current non-labor needs
Self Supportin	DPW	207990	DPW Operations	229909	DPW Street & Sewer Repair	207958	DPW SSR Budgetary	13920	SR PW-Overhead	10029981	PW-Overhead	2	PW-Bureau Overhead	20679	PW SSR - Street & Sewer Repair	521050	5210NPSvcs	521050	Non-Air Travel - Employees		Unspecified	401	Gross Expenditures	4	On-Going	$792	$0	($792)	$792	$0	($792)	YES	Update to match current non-labor needs
Self Supportin	DPW	207990	DPW Operations	229909	DPW Street & Sewer Repair	207958	DPW SSR Budgetary	13920	SR PW-Overhead	10034424	PW Equipment	141	PW2223 - Med Duty Cribbing Trk	20679	PW SSR - Street & Sewer Repair	560000	5600CapOut	560000	Equipment Purchase-Budget		Unspecified	401	Gross Expenditures	1	One-Time	$268,559	$0	($268,559)	$0	$0	$0	YES	Equipment
Self Supportin	DPW	207990	DPW Operations	229909	DPW Street & Sewer Repair	207958	DPW SSR Budgetary	13920	SR PW-Overhead	10034424	PW Equipment	142	PW2224 - Vibratory Screen	20679	PW SSR - Street & Sewer Repair	560000	5600CapOut	560000	Equipment Purchase-Budget		Unspecified	401	Gross Expenditures	1	One-Time	$227,944	$0	($227,944)	$0	$0	$0	YES	Equipment
Self Supportin	DPW	207990	DPW Operations	229909	DPW Street & Sewer Repair	207958	DPW SSR Budgetary	13920	SR PW-Overhead	10034424	PW Equipment	151	PW2225-Mini excavator and trk	20679	PW SSR - Street & Sewer Repair	560000	5600CapOut	560000	Equipment Purchase-Budget		Unspecified	401	Gross Expenditures	1	One-Time	$0	$120,008	$120,008	$0	$0	$0	YES	Equipment
Self Supportin	DPW	207990	DPW Operations	229909	DPW Street & Sewer Repair	207958	DPW SSR Budgetary	13920	SR PW-Overhead	10034424	PW Equipment	152	PW2226-Trailer for exc PW2225	20679	PW SSR - Street & Sewer Repair	560000	5600CapOut	560000	Equipment Purchase-Budget		Unspecified	401	Gross Expenditures	1	One-Time	$0	$19,322	$19,322	$0	$0	$0	YES	Equipment
Self Supportin	DPW	207990	DPW Operations	229909	DPW Street & Sewer Repair	207958	DPW SSR Budgetary	13920	SR PW-Overhead	10034424	PW Equipment	153	PW2227-Sewer Crew Truck	20679	PW SSR - Street & Sewer Repair	560000	5600CapOut	560000	Equipment Purchase-Budget		Unspecified	401	Gross Expenditures	1	One-Time	$0	$144,221	$144,221	$0	$0	$0	YES	Equipment
Self Supportin	DPW	207990	DPW Operations	229909	DPW Street & Sewer Repair	207958	DPW SSR Budgetary	13920	SR PW-Overhead	10034424	PW Equipment	177	PW2301-Vibratory Screen	20679	PW SSR - Street & Sewer Repair	560000	5600CapOut	560000	Equipment Purchase-Budget		Unspecified	401	Gross Expenditures	1	One-Time	$0	$0	$0	$0	$247,514	$247,514	YES	Equipment
Self Supportin	DPW	207990	DPW Operations	229909	DPW Street & Sewer Repair	207958	DPW SSR Budgetary	13920	SR PW-Overhead	10034424	PW Equipment	178	PW2302-Med Duty Cribbing Trk	20679	PW SSR - Street & Sewer Repair	560000	5600CapOut	560000	Equipment Purchase-Budget		Unspecified	401	Gross Expenditures	1	One-Time	$0	$0	$0	$0	$268,559	$268,559	YES	Equipment
Self Supportin	DPW	207990	DPW Operations	229909	DPW Street & Sewer Repair	207958	DPW SSR Budgetary	13940	SR PW Paid Time Off	10029982	PW-Paid Time Off	3	PW-Paid Time Off	10002	Interdepartmental-Overhead	501010	5010Salary	501010	Perm Salaries-Misc-Regular		Unspecified	401	Gross Expenditures	4	On-Going	$1,880,652	$2,635,326	$754,674	$1,880,652	$2,691,153	$810,501	YES	PTO Fund Adjustment
Self Supportin	DPW	207990	DPW Operations	229909	DPW Street & Sewer Repair	207958	DPW SSR Budgetary	13940	SR PW Paid Time Off	10029982	PW-Paid Time Off	3	PW-Paid Time Off	10002	Interdepartmental-Overhead	517010	5130Fringe	517010	Unemployment Insurance		Unspecified	401	Gross Expenditures	4	On-Going	$1,881	$2,636	$755	$1,881	$2,692	$811	YES	PTO Fund Adjustment
Self Supportin	DPW	207990	DPW Operations	229909	DPW Street & Sewer Repair	207958	DPW SSR Budgetary	13940	SR PW Paid Time Off	10029982	PW-Paid Time Off	3	PW-Paid Time Off	10002	Interdepartmental-Overhead	519120	5130Fringe	519120	Long Term Disability Insurance		Unspecified	401	Gross Expenditures	4	On-Going	$7,353	$10,304	$2,951	$7,353	$10,522	$3,169	YES	PTO Fund Adjustment
Self Supportin	DPW	207990	DPW Operations	229909	DPW Street & Sewer Repair	207958	DPW SSR Budgetary	13940	SR PW Paid Time Off	10029982	PW-Paid Time Off	3	PW-Paid Time Off	10002	Interdepartmental-Overhead	520100	5200OtherAlo	520100	Overhead Recovery		Unspecified	401	Gross Expenditures	4	On-Going	($1,835,390)	($3,021,036)	($1,185,646)	($1,835,390)	($2,991,180)	($1,155,800)	YES	PTO Fund Adjustment
Self Supportin	DPW	207990	DPW Operations	249642	DPW Urban Forestry	207959	DPW BUF Budgetary	12769	SR Gas Tax Annual Authority	10034422	PW Operating	1	PW Operating	20681	PW BUF - Urban Forestry	501010	5010Salary	501010	Perm Salaries-Misc-Regular		Unspecified	401	Gross Expenditures	4	On-Going	$2,809,967	$2,643,450	($166,564)	$2,949,998	$2,449,090	($500,907)	YES	Position reassignments and substitutions
Self Supportin	DPW	207990	DPW Operations	249642	DPW Urban Forestry	207959	DPW BUF Budgetary	12769	SR Gas Tax Annual Authority	10034422	PW Operating	1	PW Operating	20681	PW BUF - Urban Forestry	513010	5130Fringe	513010	Retire City Misc		Unspecified	401	Gross Expenditures	4	On-Going	$615,495	$579,011	($36,484)	$583,541	$486,459	($96,084)	YES	Position reassignments and substitutions
Self Supportin	DPW	207990	DPW Operations	249642	DPW Urban Forestry	207959	DPW BUF Budgetary	12769	SR Gas Tax Annual Authority	10034422	PW Operating	1	PW Operating	20681	PW BUF - Urban Forestry	514010	5130Fringe	514010	Social Security (OASDI & HI)		Unspecified	401	Gross Expenditures	4	On-Going	$180,360	$170,033	($10,327)	$189,041	$157,886	($31,056)	YES	Position reassignments and substitutions
Self Supportin	DPW	207990	DPW Operations	249642	DPW Urban Forestry	207959	DPW BUF Budgetary	12769	SR Gas Tax Annual Authority	10034422	PW Operating	1	PW Operating	20681	PW BUF - Urban Forestry	514020	5130Fringe	514020	Social Sec-Medicare(HI Only)		Unspecified	401	Gross Expenditures	4	On-Going	$42,180	$39,765	($2,415)	$44,210	$36,947	($7,263)	YES	Position reassignments and substitutions
Self Supportin	DPW	207990	DPW Operations	249642	DPW Urban Forestry	207959	DPW BUF Budgetary	12769	SR Gas Tax Annual Authority	10034422	PW Operating	1	PW Operating	20681	PW BUF - Urban Forestry	515010	5130Fringe	515010	Health Service-City Match		Unspecified	401	Gross Expenditures	4	On-Going	$155,259	$155,259	$0	$164,560	$146,372	($18,188)	YES	Position reassignments and substitutions
Self Supportin	DPW	207990	DPW Operations	249642	DPW Urban Forestry	207959	DPW BUF Budgetary	12769	SR Gas Tax Annual Authority	10034422	PW Operating	1	PW Operating	20681	PW BUF - Urban Forestry	515710	5130Fringe	515710	Dependent Coverage		Unspecified	401	Gross Expenditures	4	On-Going	$432,354	$432,354	$0	$458,300	$404,855	($53,445)	YES	Position reassignments and substitutions
Self Supportin	DPW	207990	DPW Operations	249642	DPW Urban Forestry	207959	DPW BUF Budgetary	12769	SR Gas Tax Annual Authority	10034422	PW Operating	1	PW Operating	20681	PW BUF - Urban Forestry	516010	5130Fringe	516010	Dental Coverage		Unspecified	401	Gross Expenditures	4	On-Going	$48,166	$48,166	$0	$50,072	$44,233	($5,839)	YES	Position reassignments and substitutions
Self Supportin	DPW	207990	DPW Operations	249642	DPW Urban Forestry	207959	DPW BUF Budgetary	12769	SR Gas Tax Annual Authority	10034422	PW Operating	1	PW Operating	20681	PW BUF - Urban Forestry	517010	5130Fringe	517010	Unemployment Insurance		Unspecified	401	Gross Expenditures	4	On-Going	$2,908	$2,741	($167)	$3,049	$2,548	($501)	YES	Position reassignments and substitutions
Self Supportin	DPW	207990	DPW Operations	249642	DPW Urban Forestry	207959	DPW BUF Budgetary	12769	SR Gas Tax Annual Authority	10034422	PW Operating	1	PW Operating	20681	PW BUF - Urban Forestry	519120	5130Fringe	519120	Long Term Disability Insurance		Unspecified	401	Gross Expenditures	4	On-Going	$10,987	$10,336	($651)	$11,534	$9,576	($1,958)	YES	Position reassignments and substitutions
Self Supportin	DPW	207990	DPW Operations	249642	DPW Urban Forestry	207959	DPW BUF Budgetary	12769	SR Gas Tax Annual Authority	10034422	PW Operating	1	PW Operating	20681	PW BUF - Urban Forestry	520190	5200OtherAlo	520190	Department Overhead		Unspecified	401	Gross Expenditures	4	On-Going	$1,736,418	$2,126,579	$390,161	$1,736,418	$1,992,994	$256,576	YES	Indirect Cost Plan Allocation
Self Supportin	DPW	207990	DPW Operations	249642	DPW Urban Forestry	207959	DPW BUF Budgetary	12769	SR Gas Tax Annual Authority	10034422	PW Operating	1	PW Operating	20681	PW BUF - Urban Forestry	520290	5200OtherAlo	520290	Division Overhead		Unspecified	401	Gross Expenditures	4	On-Going	$910,913	$870,440	($40,527)	$910,913	$814,424	($96,489)	YES	Indirect Cost Plan Allocation
Self Supportin	DPW	207990	DPW Operations	249642	DPW Urban Forestry	207959	DPW BUF Budgetary	12769	SR Gas Tax Annual Authority	10034422	PW Operating	1	PW Operating	20681	PW BUF - Urban Forestry	520990	5200OtherAlo	520990	Other Overhead Charges		Unspecified	401	Gross Expenditures	4	On-Going	$509,604	$1,128,536	$618,932	$509,604	$972,668	$463,064	YES	Indirect Cost Plan Allocation
Self Supportin	DPW	207990	DPW Operations	249642	DPW Urban Forestry	207959	DPW BUF Budgetary	13920	SR PW-Overhead	10029981	PW-Overhead	2	PW-Bureau Overhead	20681	PW BUF - Urban Forestry	501010	5010Salary	501010	Perm Salaries-Misc-Regular		Unspecified	401	Gross Expenditures	4	On-Going	$816,910	$771,370	($45,763)	$857,650	$809,089	($48,561)	YES	Position reassignments and substitutions
Self Supportin	DPW	207990	DPW Operations	249642	DPW Urban Forestry	207959	DPW BUF Budgetary	13920	SR PW-Overhead	10029981	PW-Overhead	2	PW-Bureau Overhead	20681	PW BUF - Urban Forestry	513010	5130Fringe	513010	Retire City Misc		Unspecified	401	Gross Expenditures	4	On-Going	$176,402	$166,709	($9,693)	$167,198	$157,731	($9,467)	YES	Position reassignments and substitutions
Self Supportin	DPW	207990	DPW Operations	249642	DPW Urban Forestry	207959	DPW BUF Budgetary	13920	SR PW-Overhead	10029981	PW-Overhead	2	PW-Bureau Overhead	20681	PW BUF - Urban Forestry	514010	5130Fringe	514010	Social Security (OASDI & HI)		Unspecified	401	Gross Expenditures	4	On-Going	$47,196	$44,674	($2,522)	$49,127	$46,468	($2,659)	YES	Position reassignments and substitutions
Self Supportin	DPW	207990	DPW Operations	249642	DPW Urban Forestry	207959	DPW BUF Budgetary	13920	SR PW-Overhead	10029981	PW-Overhead	2	PW-Bureau Overhead	20681	PW BUF - Urban Forestry	514020	5130Fringe	514020	Social Sec-Medicare(HI Only)		Unspecified	401	Gross Expenditures	4	On-Going	$12,353	$11,689	($664)	$12,946	$12,240	($706)	YES	Position reassignments and substitutions
Self Supportin	DPW	207990	DPW Operations	249642	DPW Urban Forestry	207959	DPW BUF Budgetary	13920	SR PW-Overhead	10029981	PW-Overhead	2	PW-Bureau Overhead	20681	PW BUF - Urban Forestry	517010	5130Fringe	517010	Unemployment Insurance		Unspecified	401	Gross Expenditures	4	On-Going	$851	$800	($46)	$892	$843	($49)	YES	Position reass

Budget System Report 15.30.005 filtered on Gross Expenditures																										FY 2021-22			FY 2022-23			FORMULA	FILL IN
GFS Type	Dept	Dept Division	Division Description	Dept Section	Section Description	Dept ID	Dept ID Description	Fund ID	Fund Title	Project ID	Project Title	Activity ID	Activity Title	Authority ID	Authority Title	Account Lvl 5	Account Lvl 5 Name	Account ID	Account Title	TRIO ID	TRIO Title	AAO Category	AAO Title	Change Type Title	Change Type Code	Start Dept Amt	End Dept Amt	Var Dept Amt	Start BY+1 Dept Amt	End BY+1 Dept Amt	Var BY+1 Dept Amt	Change submittted?	Explanation of Change
Self Supportin	DPW	207990	DPW Operations	249642	DPW Urban Forestry	207959	DPW BUF Budgetary	13985	SR 2016 Prop E StreetTreeMaint	10034422	PW Operating	1	PW Operating	20681	PW BUF - Urban Forestry	517010	5130Fringe	517010	Unemployment Insurance		Unspecified	J01	Gross Expenditures	4	On-Going	$5,240	$4,971	($269)	$5,469	$5,183	($286)	YES	Position reassignments and substitutions
Self Supportin	DPW	207990	DPW Operations	249642	DPW Urban Forestry	207959	DPW BUF Budgetary	13985	SR 2016 Prop E StreetTreeMaint	10034422	PW Operating	1	PW Operating	20681	PW BUF - Urban Forestry	519120	5130Fringe	519120	Long Term Disability Insurance		Unspecified	J01	Gross Expenditures	4	On-Going	$15,686	$14,766	($920)	$16,468	$15,490	($978)	YES	Position reassignments and substitutions
Self Supportin	DPW	207990	DPW Operations	249642	DPW Urban Forestry	207959	DPW BUF Budgetary	13985	SR 2016 Prop E StreetTreeMaint	10034422	PW Operating	1	PW Operating	20681	PW BUF - Urban Forestry	520190	5200OHAllo	520190	Department Overhead		Unspecified	J01	Gross Expenditures	4	On-Going	$3,127,313	$3,831,663	$704,350	$3,127,313	$4,029,854	$902,541	YES	Indirect Cost Plan Allocation
Self Supportin	DPW	207990	DPW Operations	249642	DPW Urban Forestry	207959	DPW BUF Budgetary	13985	SR 2016 Prop E StreetTreeMaint	10034422	PW Operating	1	PW Operating	20681	PW BUF - Urban Forestry	520290	5200OHAllo	520290	Division Overhead		Unspecified	J01	Gross Expenditures	4	On-Going	$1,640,566	$1,748,536	$107,970	$1,640,566	$1,646,774	$6,208	YES	Indirect Cost Plan Allocation
Self Supportin	DPW	207990	DPW Operations	249642	DPW Urban Forestry	207959	DPW BUF Budgetary	13985	SR 2016 Prop E StreetTreeMaint	10034422	PW Operating	1	PW Operating	20681	PW BUF - Urban Forestry	520990	5200OHAllo	520990	Other Overhead Charges		Unspecified	J01	Gross Expenditures	4	On-Going	$829,507	$1,838,691	$1,009,184	$829,507	$1,794,332	$964,825	YES	Indirect Cost Plan Allocation
Self Supportin	DPW	207990	DPW Operations	249642	DPW Urban Forestry	207959	DPW BUF Budgetary	13985	SR 2016 Prop E StreetTreeMaint	10034422	PW Operating	1	PW Operating	20681	PW BUF - Urban Forestry	527000	5210NPSvcs	527000	Prof & Specialized Svcs-Bdgt		Unspecified	J01	Gross Expenditures	4	On-Going	$6,200,053	$3,538,920	($2,661,133)	$6,200,053	$6,138,626	($61,427)	YES	Update to match current non-labor needs
Self Supportin	DPW	207990	DPW Operations	249642	DPW Urban Forestry	207959	DPW BUF Budgetary	13985	SR 2016 Prop E StreetTreeMaint	10034422	PW Operating	1	PW Operating	20681	PW BUF - Urban Forestry	581370	5810OthDep	581370	GF-Environment		Unspecified	J01	Gross Expenditures	1	One-Time	$4,123	$0	($4,123)	$0	$0	$0	YES	Match work order client department request
Self Supportin	DPW	207990	DPW Operations	249642	DPW Urban Forestry	207959	DPW BUF Budgetary	13985	SR 2016 Prop E StreetTreeMaint	10034422	PW Operating	1	PW Operating	20681	PW BUF - Urban Forestry	581370	5810OthDep	581370	GF-Environment		Unspecified	J01	Gross Expenditures	4	On-Going	$31,114	$31,111	($3)	$31,114	$31,111	($3)	YES	Match work order client department request
Self Supportin	DPW	207990	DPW Operations	249642	DPW Urban Forestry	207959	DPW BUF Budgetary	13985	SR 2016 Prop E StreetTreeMaint	10034422	PW Operating	1	PW Operating	20681	PW BUF - Urban Forestry	581680	5810OthDep	581680	Ef-Municipal Railway		Unspecified	J01	Gross Expenditures	4	On-Going	$0	$40,000	$40,000	$0	$40,000	$40,000	YES	Match work order client department request
Self Supportin	DPW	207990	DPW Operations	249642	DPW Urban Forestry	207959	DPW BUF Budgetary	13985	SR 2016 Prop E StreetTreeMaint	10034424	PW Equipment	140	PW2216 - Knuckle Boom Log Haul	20681	PW BUF - Urban Forestry	560000	5600CapOut	560000	Equipment Purchase-Budget		Unspecified	J01	Gross Expenditures	1	One-Time	$345,819	$395,000	$49,181	$0	$0	$0	YES	Equipment
Self Supportin	DPW	229889	DPW Administration	207728	DPW Director's Office	207729	DPW DO Director	13920	SR PW-Overhead	10029981	PW-Overhead	1	PW-Dept Overhead	20677	PW GEN - General Admin	501010	5010Salary	501010	Perm Salaries-Misc-Regular		Unspecified	J01	Gross Expenditures	4	On-Going	$2,003,393	$1,947,963	($55,430)	$2,103,228	$2,043,819	($59,409)	YES	Position reassignments and substitutions
Self Supportin	DPW	229889	DPW Administration	207728	DPW Director's Office	207729	DPW DO Director	13920	SR PW-Overhead	10029981	PW-Overhead	1	PW-Dept Overhead	20677	PW GEN - General Admin	513010	5130Fringe	513010	Retire City Misc		Unspecified	J01	Gross Expenditures	4	On-Going	$433,090	$421,157	($11,933)	$410,027	$398,497	($11,530)	YES	Position reassignments and substitutions
Self Supportin	DPW	229889	DPW Administration	207728	DPW Director's Office	207729	DPW DO Director	13920	SR PW-Overhead	10029981	PW-Overhead	1	PW-Dept Overhead	20677	PW GEN - General Admin	514010	5130Fringe	514010	Social Security (OASDI & HI)		Unspecified	J01	Gross Expenditures	4	On-Going	$117,857	$114,844	($3,013)	$122,844	$119,635	($3,209)	YES	Position reassignments and substitutions
Self Supportin	DPW	229889	DPW Administration	207728	DPW Director's Office	207729	DPW DO Director	13920	SR PW-Overhead	10029981	PW-Overhead	1	PW-Dept Overhead	20677	PW GEN - General Admin	514020	5130Fringe	514020	Social Sec-Medicare(HI Only)		Unspecified	J01	Gross Expenditures	4	On-Going	$30,292	$29,488	($804)	$31,740	$30,879	($861)	YES	Position reassignments and substitutions
Self Supportin	DPW	229889	DPW Administration	207728	DPW Director's Office	207729	DPW DO Director	13920	SR PW-Overhead	10029981	PW-Overhead	1	PW-Dept Overhead	20677	PW GEN - General Admin	517010	5130Fringe	517010	Unemployment Insurance		Unspecified	J01	Gross Expenditures	4	On-Going	$2,088	$2,032	($56)	$2,189	$2,130	($59)	YES	Position reassignments and substitutions
Self Supportin	DPW	229889	DPW Administration	207728	DPW Director's Office	207729	DPW DO Director	13920	SR PW-Overhead	10029981	PW-Overhead	1	PW-Dept Overhead	20677	PW GEN - General Admin	519120	5130Fringe	519120	Long Term Disability Insurance		Unspecified	J01	Gross Expenditures	4	On-Going	$3,771	$3,701	($70)	$3,959	$3,883	($76)	YES	Position reassignments and substitutions
Self Supportin	DPW	229889	DPW Administration	207728	DPW Director's Office	207729	DPW DO Director	13920	SR PW-Overhead	10029981	PW-Overhead	1	PW-Dept Overhead	20677	PW GEN - General Admin	520100	5200OHAllo	520100	Overhead Recovery		Unspecified	J01	Gross Expenditures	4	On-Going	$503,102	$600,421	$97,319	$503,102	$621,405	$118,303	YES	Indirect Cost Plan Allocation
Self Supportin	DPW	229889	DPW Administration	207728	DPW Director's Office	207729	DPW DO Director	13920	SR PW-Overhead	10029981	PW-Overhead	1	PW-Dept Overhead	20677	PW GEN - General Admin	521030	5210NPSvcs	521030	Air Travel - Employees		Unspecified	J01	Gross Expenditures	4	On-Going	$5,899	$0	($5,899)	$5,899	$0	($5,899)	YES	Update to match current non-labor needs
Self Supportin	DPW	229889	DPW Administration	207728	DPW Director's Office	207729	DPW DO Director	13920	SR PW-Overhead	10029981	PW-Overhead	1	PW-Dept Overhead	20677	PW GEN - General Admin	521050	5210NPSvcs	521050	Non-Air Travel - Employees		Unspecified	J01	Gross Expenditures	4	On-Going	$22,719	$0	($22,719)	$22,719	$0	($22,719)	YES	Update to match current non-labor needs
Self Supportin	DPW	229889	DPW Administration	207728	DPW Director's Office	207729	DPW DO Director	13920	SR PW-Overhead	10029981	PW-Overhead	1	PW-Dept Overhead	20677	PW GEN - General Admin	522000	5210NPSvcs	522000	Training - Budget		Unspecified	J01	Gross Expenditures	4	On-Going	$12,000	$14,200	$2,200	$12,000	$14,200	$2,200	YES	Update to match current non-labor needs
Self Supportin	DPW	229889	DPW Administration	207728	DPW Director's Office	207729	DPW DO Director	13920	SR PW-Overhead	10029981	PW-Overhead	1	PW-Dept Overhead	20677	PW GEN - General Admin	527000	5210NPSvcs	527000	Prof & Specialized Svcs-Bdgt		Unspecified	J01	Gross Expenditures	4	On-Going	$314,300	$358,000	$43,700	$314,300	$358,000	$43,700	YES	Update to match current non-labor needs
Self Supportin	DPW	229889	DPW Administration	207728	DPW Director's Office	207729	DPW DO Director	13920	SR PW-Overhead	10029981	PW-Overhead	1	PW-Dept Overhead	20677	PW GEN - General Admin	535000	5210NPSvcs	535000	Other Current Expenses - Bdgt		Unspecified	J01	Gross Expenditures	4	On-Going	$596,316	$312,779	($283,537)	$596,316	$284,579	($311,737)	YES	Update to match current non-labor needs
Self Supportin	DPW	229889	DPW Administration	207728	DPW Director's Office	207729	DPW DO Director	13920	SR PW-Overhead	10029981	PW-Overhead	1	PW-Dept Overhead	20677	PW GEN - General Admin	540000	5400Mat&Su	540000	Materials & Supplies-Budget		Unspecified	J01	Gross Expenditures	4	On-Going	$100,851	$6,000	($94,851)	$100,851	$15,000	($85,851)	YES	Update to match current non-labor needs
Self Supportin	DPW	229889	DPW Administration	207728	DPW Director's Office	207729	DPW DO Director	13920	SR PW-Overhead	10029981	PW-Overhead	1	PW-Dept Overhead	20677	PW GEN - General Admin	581067	5810OthDep	581067	Sr-DPW-Building Repair		Unspecified	J01	Gross Expenditures	4	On-Going	$610,166	$110,166	($500,000)	$610,166	$110,166	($500,000)	YES	Match work order client department request
Self Supportin	DPW	229889	DPW Administration	207728	DPW Director's Office	207729	DPW DO Director	13920	SR PW-Overhead	10029981	PW-Overhead	1	PW-Dept Overhead	20677	PW GEN - General Admin	581083	5810OthDep	581083	ADM-Real Estate 49 SVN Rent		Unspecified	J01	Gross Expenditures	4	On-Going	$378,901	$480,184	$101,283	$378,901	$480,184	$101,283	YES	Match work order client department request
Self Supportin	DPW	229889	DPW Administration	207728	DPW Director's Office	207729	DPW DO Director	13920	SR PW-Overhead	10029981	PW-Overhead	1	PW-Dept Overhead	20677	PW GEN - General Admin	581660	5810OthDep	581660	GF-Chf-Youth Works		Unspecified	J01	Gross Expenditures	1	One-Time	$25,200	$25,200	$0	$0	$25,200	$25,200	YES	Match work order client department request
Self Supportin	DPW	229889	DPW Administration	207728	DPW Director's Office	207729	DPW DO Director	13920	SR PW-Overhead	10029981	PW-Overhead	1	PW-Dept Overhead	21412	IT Systems and Equipment	527610	5210NPSvcs	527610	Systems Consulting Services		Unspecified	J01	Gross Expenditures	4	On-Going	$73,195	$50,000	($23,195)	$73,195	$50,000	($23,195)	YES	Update to match current non-labor needs
Self Supportin	DPW	229889	DPW Administration	207728	DPW Director's Office	207729	DPW DO Director	13920	SR PW-Overhead	10029981	PW-Overhead	1	PW-Dept Overhead	21412	IT Systems and Equipment	535960	5210NPSvcs	535960	Software Licensing Fees		Unspecified	J01	Gross Expenditures	4	On-Going	$93,198	($98,302)	($191,500)	$93,198	($98,302)	($191,500)	YES	Update to match current non-labor needs
Self Supportin	DPW	229889	DPW Administration	207728	DPW Director's Office	207729	DPW DO Director	13920	SR PW-Overhead	10029981	PW-Overhead	1	PW-Dept Overhead	21412	IT Systems and Equipment	549210	5400Mat&Su	549210	Data Processing Supplies		Unspecified	J01	Gross Expenditures	4	On-Going	$69,220	$133,216	$63,996	$69,220	$138,000	$68,780	YES	Update to match current non-labor needs
Self Supportin	DPW	229889	DPW Administration	229881	DPW Dpty Director Fin & Admin	232636	DPW OFFMA Deputy	13920	SR PW-Overhead	10029981	PW-Overhead	1	PW-Dept Overhead	20677	PW GEN - General Admin	501010	5010Salary	501010	Perm Salaries-Misc-Regular		Unspecified	J01	Gross Expenditures	4	On-Going	$5,741,695	$5,544,843	($196,852)	$6,027,761	$5,818,009	($209,752)	YES	Position reassignments and substitutions
Self Supportin	DPW	229889	DPW Administration	229881	DPW Dpty Director Fin & Admin	232636	DPW OFFMA Deputy	13920	SR PW-Overhead	10029981	PW-Overhead	1	PW-Dept Overhead	20677	PW GEN - General Admin	513010	5130Fringe	513010	Retire City Misc		Unspecified	J01	Gross Expenditures	4	On-Going	$1,240,422	$1,197,868	($42,554)	$1,174,266	$1,133,378	($40,888)	YES	Position reassignments and substitutions
Self Supportin	DPW	229889	DPW Administration	229881	DPW Dpty Director Fin & Admin	232636	DPW OFFMA Deputy	13920	SR PW-Overhead	10029981	PW-Overhead	1	PW-Dept Overhead	20677	PW GEN - General Admin	514010	5130Fringe	514010	Social Security (OASDI & HI)		Unspecified	J01	Gross Expenditures	4	On-Going	$352,998	$342,071	($10,927)	$366,909	$355,227	($11,682)	YES	Position reassignments and substitutions
Self Supportin	DPW	229889	DPW Administration	229881	DPW Dpty Director Fin & Admin	232636	DPW OFFMA Deputy	13920	SR PW-Overhead	10029981	PW-Overhead	1	PW-Dept Overhead	20677	PW GEN - General Admin	514020	5130Fringe	514020	Social Sec-Medicare(HI Only)		Unspecified	J01	Gross Expenditures	4	On-Going	$90,697	$87,842	($2,855)	$94,845	$91,804	($3,041)	YES	Position reassignments and substitutions
Self Supportin	DPW	229889	DPW Administration	229881	DPW Dpty Director Fin & Admin	232636	DPW OFFMA Deputy	13920	SR PW-Overhead	10029981	PW-Overhead	1	PW-Dept Overhead	20677	PW GEN - General Admin	515010	5130Fringe	515010	Health Service-City Match		Unspecified	J01	Gross Expenditures	4	On-Going	$211,390	$210,728	($662)	$224,074	$223,372	($702)	YES	Position reassignments and substitutions
Self Supportin	DPW	229889	DPW Administration	229881	DPW Dpty Director Fin & Admin	232636	DPW OFFMA Deputy	13920	SR PW-Overhead	10029981	PW-Overhead	1	PW-Dept Overhead	20677	PW GEN - General Admin	515710	5130Fringe	515710	Dependent Coverage		Unspecified	J01	Gross Expenditures	4	On-Going	$551,528	$553,137	$1,609	$584,610	$586,316	$1,706	YES	Position reassignments and substitutions
Self Supportin	DPW	229889	DPW Administration	229881	DPW Dpty Director Fin & Admin	232636	DPW OFFMA Deputy	13920	SR PW-Overhead	10029981	PW-Overhead	1	PW-Dept Overhead	20677	PW GEN - General Admin	516010	5130Fringe	516010	Dental Coverage		Unspecified	J01	Gross Expenditures	4	On-Going	$62,646	$62,758	$112	$65,145	$65,262	$117	YES	Position reassignments and substitutions
Self Supportin	DPW	229889	DPW Administration	229881	DPW Dpty Director Fin & Admin	232636	DPW OFFMA Deputy	13920	SR PW-Overhead	10029981	PW-Overhead	1	PW-Dept Overhead	20677	PW GEN - General Admin	517010	5130Fringe	517010	Unemployment Insurance		Unspecified	J01	Gross Expenditures	4	On-Going	$6,255	$6,058	($197)	$6,542	$6,332	($210)	YES	Position reassignments and substitutions
Self Supportin	DPW	229889	DPW Administration	229881	DPW Dpty Director Fin & Admin	232636	DPW OFFMA Deputy	13920	SR PW-Overhead	10029981	PW-Overhead	1	PW-Dept Overhead	20677	PW GEN - General Admin	519120	5130Fringe	519120	Long Term Disability Insurance		Unspecified	J01	Gross Expenditures	4	On-Going	$14,743	$14,200	($543)	$15,478	$14,900	($578)	YES	Position reassignments and substitutions
Self Supportin	DPW	229889	DPW Administration	229881	DPW Dpty Director Fin & Admin	232636	DPW OFFMA Deputy	13920	SR PW-Overhead	10029981	PW-Overhead	1	PW-Dept Overhead	20677	PW GEN - General Admin	520100	5200OHAllo	520100	Overhead Recovery		Unspecified	J01	Gross Expenditures	4	On-Going	($59,915,071)	($61,640,870)	($1,725,799)	($59,915,071)	($64,238,865)	($4,323,794)	YES	Indirect Cost Plan Allocation
Self Supportin	DPW	229889	DPW Administration	229881	DPW Dpty Director Fin & Admin	232636	DPW OFFMA Deputy	13920	SR PW-Overhead	10029981	PW-Overhead	1	PW-Dept Overhead	20677	PW GEN - General Admin	521030	5210NPSvcs	521030	Air Travel - Employees		Unspecified	J01	Gross Expenditures	4	On-Going	$4,126	$0	($4,126)	$4,126	$0	($4,126)	YES	Update to match current non-labor needs
Self Supportin	DPW	229889	DPW Administration	229881	DPW Dpty Director Fin & Admin	232636	DPW OFFMA Deputy	13920	SR PW-Overhead	10029981	PW-Overhead	1	PW-Dept Overhead	20677	PW GEN - General Admin	521050	5210NPSvcs	521050	Non-Air Travel - Employees		Unspecified	J01	Gross Expenditures	4	On-Going	$35,690	$0	($35,690)	$35,690	$0	($35,690)	YES	Update to match current non-labor needs
Self Supportin	DPW	229889	DPW Administration	229881	DPW Dpty Director Fin & Admin	232636	DPW OFFMA Deputy	13920	SR PW-Overhead	10029981	PW-Overhead	1	PW-Dept Overhead	20677	PW GEN - General Admin	522000	5210NPSvcs	522000	Training - Budget		Unspecified	J01	Gross Expenditures	4	On-Going	$118,100	$50,500	($67,600)	$118,100	$53,500	($64,600)	YES	Update to match current non-labor needs
Self Supportin	DPW	229889	DPW Administration	229881	DPW Dpty Director Fin & Admin	232636	DPW OFFMA Deputy	13920	SR PW-Overhead	10029981	PW-Overhead	1	PW-Dept Overhead	20677	PW GEN - General Admin	524010	5210NPSvcs	524010	Membership Fees		Unspecified	J01	Gross Expenditures	4	On-Going	$14,620	$15,020	$400	$14,620	$15,020	$400	YES	Update to match current non-labor needs
Self Supportin	DPW	229889	DPW Administration	229881	DPW Dpty Director Fin & Admin	232636	DPW OFFMA Deputy	13920	SR PW-Overhead	10029981	PW-Overhead	1	PW-Dept Overhead	20677	PW GEN - General Admin	527000	5210NPSvcs	527000	Prof & Specialized Svcs-Bdgt		Unspecified	J01	Gross Expenditures	4	On-Going	$198,077	$100,000	($98,077)	$198,077	$100,000	($98,077)	YES	Update to match current non-labor needs
Self Supportin	DPW	229889	DPW Administration	229881	DPW Dpty Director Fin & Admin	232636	DPW OFFMA Deputy	13920	SR PW-Overhead	10029981	PW-Overhead	1	PW-Dept Overhead	20677	PW GEN - General Admin	540000	5400Mat&Su	540000	Materials & Supplies-Budget		Unspecified	J01	Gross Expenditures	4	On-Going	$14,285	$10,000	($4,285)	$14,285	$10,000	($4,285)	YES	Update to match current non-labor needs
Self Supportin	DPW	229889	DPW Administration	229881	DPW Dpty Director Fin & Admin	232636	DPW OFFMA Deputy	13920	SR PW-Overhead	10029981	PW-Overhead	1	PW-Dept Overhead	20677	PW GEN - General Admin	581083	5810OthDep	581083	ADM-Real Estate 49 SVN Rent		Unspecified	J01	Gross Expenditures	4	On-Going	$966,517	$1,236,030	$269,513	$966,517	$1,236,030	$269,513	YES	Match work order client department request
Self Supportin	DPW	229889	DPW Administration	229881	DPW Dpty Director Fin & Admin	232636	DPW OFFMA Deputy	13920	SR PW-Overhead	10029981	PW-Overhead	1	PW-Dept Overhead	21412	IT Systems and Equipment	527610	5210NPSvcs	527610	Systems Consulting Services		Unspecified	J01	Gross Expenditures	4	On-Going	$690,000	$700,000	$10,000	$690,000	$950,000	$260,000	YES	Update to match current non-labor needs
Self Supportin	DPW	229889	DPW Administration	229881	DPW Dpty Director Fin & Admin	232636	DPW OFFMA Deputy	13920	SR PW-Overhead	10029981	PW-Overhead	1	PW-Dept Overhead	21412	IT Systems and Equipment	529110	5210NPSvcs	529110	Dp-Wp Equipment Maint		Unspecified	J01	Gross Expenditures	4	On-Going	$104,226	$82,500	($21,726)	$104,226	$79,113	($25,113)	YES	Update to match current non-labor needs
Self Supportin	DPW	229889	DPW Administration	229881	DPW Dpty Director Fin & Admin	232636	DPW OFFMA Deputy	13920	SR PW-Overhead	10029981	PW-Overhead	1	PW-Dept Overhead	21412	IT Systems and Equipment	535000	5210NPSvcs	535000	Other Current Expenses - Bdgt		Unspecified	J01	Gross Expenditures	4	On-Going	$0	$70,016	$70,016	$0	$70,016	$70,016	YES	Update to match current non-labor needs
Self Supportin	DPW	229889	DPW Administration	229881	DPW Dpty Director Fin & Admin	232636	DPW OFFMA Deputy	13920	SR PW-Overhead	10029981	PW-Overhead	1	PW-Dept Overhead	21412	IT Systems and Equipment	535960	5210NPSvcs	535960	Software Licensing Fees		Unspecified	J01	Gross Expenditures	4	On-Going	$692,759	$815,072	$122,313	$692,759	$841,772	$149,013	YES	Update to match current non-labor needs
Self Supportin	DPW	229889	DPW Administration	229881	DPW Dpty Director Fin & Admin	232636	DPW OFFMA Deputy	13920	SR PW-Overhead	10029981	PW-Overhead	1	PW-Dept Overhead	21412	IT Systems and Equipment	549210	5400Mat&Su	549210	Data Processing Supplies		Unspecified	J01	Gross Expenditures	4	On-Going	$48,837	$0	($48,837)	$48,837	$0	($48,837)	YES	Update to match current non-labor needs
Self Supportin	DPW	229889	DPW Administration	229881	DPW Dpty Director Fin & Admin	232636	DPW OFFMA Deputy	13940	SR PW Paid Time Off	10029982	PW-Paid Time Off	3	PW-Paid Time Off	10002	Interdepartmental-Overhead	501010	5010Salary	501010	Perm Salaries-Misc-Regular		Unspecified	J01	Gross Expenditures	4	On-Going	$4,169,209	$5,034,816	$865,607	$4,169,209	$5,205,012	$1,035,803	YES	PTO Fund Adjustment
Self Supportin	DPW	229889	DPW Administration	229881	DPW Dpty Director Fin & Admin	232636	DPW OFFMA Deputy	13940	SR PW Paid Time Off	10029982	PW-Paid Time Off	3	PW-Paid Time Off	10002	Interdepartmental-Overhead	517010	5130Fringe	517010	Unemployment Insurance		Unspecified	J01	Gross Expenditures	4	On-Going	$4,169	$5,035	$866	$4,169	$5,205	$1,036	YES	PTO Fund Adjustment
Self Supportin	DPW	229889	DPW Administration	229881	DPW Dpty Director Fin & Admin	232636	DPW OFFMA Deputy	13940	SR PW Paid Time Off	10029982	PW-Paid Time Off	3	PW-Paid Time Off	10002	Interdepartmental-Overhead	519120	5130Fringe	519120	Long Term Disability Insurance		Unspecified	J01	Gross Expenditures	4	On-Going	$16,302	$19,687	$3,385	$16,302	$20,352	$4,050	YES	PTO Fund Adjustment
Self Supportin	DPW	229889	DPW Administration	229881	DPW Dpty Director Fin & Admin	232636	DPW OFFMA Deputy	13940	SR PW Paid Time Off	10029982	PW-Paid Time Off	3	PW-Paid Time Off	10002	Interdepartmental-Overhead	520100	5200OHAllo	520100	Overhead Recovery		Unspecified	J01	Gross Expenditures	4	On-Going	($4,065,635)	($4,854,788)	($789,153)	($4,065,635)	($5,025,818)	($960,183)	YES	PTO Fund Adjustment

BUDGET FORM 3B: Position Changes

DEPARTMENT: _DPW_____

Please identify proposed position changes from the FY 2021-22 and FY 2022-23 Base Budget at the account level (reflecting both salary and discretionary special class changes).

Note: To submit this information, run the **15.30.004 Position Snapshot Comparison (Audit Trail)** report from the budget system.

Select the following criteria before running the report:

Budget Year: **2022**
Before Snapshot: **Start of Dept**
After Snapshot: **Current**
GFS Type: Do not select a value.

Select dropdown option "Department Phase" after report has loaded.

For any proposed changes, provide an explanation in the "Explanation of FTE and/or Amount Change" column.
Please contact your Mayor's Office or Controller's Office Analyst if you need assistance running this report.
All submissions must be formatted appropriately so that printed copies are easily readable for the public.

Additionally, layoffs should be further detailed on form 3C.

| | | |

GFS Type	Dept	Dept Division	Division Description	Dept Section	Section Description	Department ID	Department Description	Fund ID	Fund Title	Project ID	Project Title	Activity ID	Activity Title	Authority ID	Authority Title	Account Lvl 5 Name	Account ID	Agency Use ID	AAO	AAO Title	Class	Job Class Title	Emp Org Code	Emp Org Title	Ret	Status	Action	Ref No.	Start Dept FTE	End Dept FTE	Var Dept FTE	Start Dept Amt	End Dept Amt	Var Dept Amt	Start BY+1 Dept FTE	End BY+1 Dept FTE	Var BY+1 Dept FTE	Start BY+1 Dept Amt	End BY+1 Dept Amt	Var BY+1 Dept Amt	FTE Changes Submitted?	Amount Changes Submitted?	Explanation of FTE and/or Amount Change
GFS	DPW	207988	DPW Infrastructure	229906	DPW Street Use & Mapping	207957	DPW BSM Budgetary	10040	GF PW Work Order	10016163	PW Work Order	2	PW Work Order Budget	10002	Interdepartmental-Overhead	5019Salary	501010		451	Gross Expenditures	8232_C	Street Inspection Supervisor	21	021 - LOCAL 21, PROFESSIONAL AND TECHNICAL ENG	C	O	S	1144511	-	(1.00)	(1.00)	$ -	$ -	$ -	-	(1.00)	(1.00)	$ -	$ -	$ -	YES	NO	Position substituted to reflect new needs
GFS	DPW	207988	DPW Infrastructure	229906	DPW Street Use & Mapping	207957	DPW BSM Budgetary	10040	GF PW Work Order	10016163	PW Work Order	2	PW Work Order Budget	10002	Interdepartmental-Overhead	5019Salary	501010		451	Gross Expenditures	9993M_Z	One Day Adjustment - Misc	8ZM	Special Class Pro-rated Misc	C	A	R	1014484	-	-	-	$ -	$ 383.00	$ 383.00	-	-	-	$ -	$ 396.00	$ 396.00	NO	YES	System Entry
GFS	DPW	207988	DPW Infrastructure	229906	DPW Street Use & Mapping	207957	DPW BSM Budgetary	10040	GF PW Work Order	10016163	PW Work Order	2	PW Work Order Budget	10002	Interdepartmental-Overhead	5019Salary	501010		451	Gross Expenditures	9993M_Z	One Day Adjustment - Misc	8ZM	Special Class Pro-rated Misc	C	A	R	1144511	-	-	-	$ -	$ (513.00)	$ (513.00)	-	-	-	$ -	$ (530.00)	$ (530.00)	NO	YES	System Entry
GFS	DPW	207988	DPW Infrastructure	229906	DPW Street Use & Mapping	207957	DPW BSM Budgetary	10040	GF PW Work Order	10016163	PW Work Order	2	PW Work Order Budget	10002	Interdepartmental-Overhead	5019Salary	501010		451	Gross Expenditures	9993M_Z	One Day Adjustment - Misc	8ZM	Special Class Pro-rated Misc	Z	A			-	-	-	$ (7,170.00)	$ (8,581.00)	$ (1,411.00)	-	-	-	$ (7,128.00)	$ (9,027.00)	$ (1,499.00)	NO	YES	System Entry
GFS	DPW	207988	DPW Infrastructure	229906	DPW Street Use & Mapping	207957	DPW BSM Budgetary	10040	GF PW Work Order	10016163	PW Work Order	2	PW Work Order Budget	10002	Interdepartmental-Overhead	5019Salary	501010		451	Gross Expenditures	9990M_Z	Estimated Project Funding - Misc	8ZM	8ZM - Special Class Pro-rated Misc	Z	A			-	-	-	$ (1,462,372.00)	$ (1,829,109.00)	$ (366,737.00)	-	-	-	$ (1,515,363.00)	$ (1,925,009.00)	$ (409,646.00)	NO	YES	Budget Reorgeneration
GFS	DPW	207988	DPW Infrastructure	229906	DPW Street Use & Mapping	207957	DPW BSM Budgetary	10040	GF PW Work Order	10016163	PW Work Order	2	PW Work Order Budget	10002	Interdepartmental-Overhead	5139Fringe	513010		451	Gross Expenditures	8230_C	Street Inspector	21	021 - LOCAL 21, PROFESSIONAL AND TECHNICAL ENG	C	A	R	1014484	-	-	-	$ -	$ 21,495.00	$ 21,495.00	-	-	-	$ -	$ 20,381.00	$ 20,381.00	NO	YES	Position reassigned to reflect organization structure and funding source
GFS	DPW	207988	DPW Infrastructure	229906	DPW Street Use & Mapping	207957	DPW BSM Budgetary	10040	GF PW Work Order	10016163	PW Work Order	2	PW Work Order Budget	10002	Interdepartmental-Overhead	5139Fringe	513010		451	Gross Expenditures	8232_C	Street Inspection Supervisor	21	021 - LOCAL 21, PROFESSIONAL AND TECHNICAL ENG	C	A	R	1144511	-	-	-	$ -	$ (28,152.00)	$ (28,152.00)	-	-	-	$ -	$ (26,628.00)	$ (26,628.00)	NO	YES	Position reassigned to reflect organization structure and funding source
GFS	DPW	207988	DPW Infrastructure	229906	DPW Street Use & Mapping	207957	DPW BSM Budgetary	10040	GF PW Work Order	10016163	PW Work Order	2	PW Work Order Budget	10002	Interdepartmental-Overhead	5139Fringe	513010		451	Gross Expenditures	9993M_Z	One Day Adjustment - Misc	8ZM	Special Class Pro-rated Misc	C	A	R	1014484	-	-	-	$ -	$ 84.00	$ 84.00	-	-	-	$ -	$ 78.00	$ 78.00	NO	YES	System Entry
GFS	DPW	207988	DPW Infrastructure	229906	DPW Street Use & Mapping	207957	DPW BSM Budgetary	10040	GF PW Work Order	10016163	PW Work Order	2	PW Work Order Budget	10002	Interdepartmental-Overhead	5139Fringe	513010		451	Gross Expenditures	9993M_Z	One Day Adjustment - Misc	8ZM	Special Class Pro-rated Misc	C	A	R	1144511	-	-	-	$ -	$ (110.00)	$ (110.00)	-	-	-	$ -	$ (102.00)	$ (102.00)	NO	YES	System Entry
GFS	DPW	207988	DPW Infrastructure	229906	DPW Street Use & Mapping	207957	DPW BSM Budgetary	10040	GF PW Work Order	10016163	PW Work Order	2	PW Work Order Budget	10002	Interdepartmental-Overhead	5139Fringe	513010		451	Gross Expenditures	9993M_Z	One Day Adjustment - Misc	8ZM	Special Class Pro-rated Misc	Z	A			-	-	-	$ (1,558.00)	$ (1,865.00)	$ (307.00)	-	-	-	$ (1,478.00)	$ (1,770.00)	$ (294.00)	NO	YES	System Entry
GFS	DPW	207988	DPW Infrastructure	229906	DPW Street Use & Mapping	207957	DPW BSM Budgetary	10040	GF PW Work Order	10016163	PW Work Order	2	PW Work Order Budget	10002	Interdepartmental-Overhead	5139Fringe	513010		451	Gross Expenditures	9990M_Z	Estimated Project Funding - Misc	8ZM	8ZM - Special Class Pro-rated Misc	Z	A			-	-	-	$ (317,842.00)	$ (397,351.00)	$ (79,509.00)	-	-	-	$ (301,114.00)	$ (377,531.00)	$ (76,417.00)	NO	YES	Budget Reorgeneration
GFS	DPW	207988	DPW Infrastructure	229906	DPW Street Use & Mapping	207957	DPW BSM Budgetary	10040	GF PW Work Order	10016163	PW Work Order	2	PW Work Order Budget	10002	Interdepartmental-Overhead	5139Fringe	514010		451	Gross Expenditures	8230_C	Street Inspector	21	021 - LOCAL 21, PROFESSIONAL AND TECHNICAL ENG	C	A	R	1014484	-	-	-	$ -	$ 6,084.00	$ 6,084.00	-	-	-	$ -	$ 6,387.00	$ 6,387.00	NO	YES	Position reassigned to reflect organization structure and funding source
GFS	DPW	207988	DPW Infrastructure	229906	DPW Street Use & Mapping	207957	DPW BSM Budgetary	10040	GF PW Work Order	10016163	PW Work Order	2	PW Work Order Budget	10002	Interdepartmental-Overhead	5139Fringe	514010		451	Gross Expenditures	8232_C	Street Inspection Supervisor	21	021 - LOCAL 21, PROFESSIONAL AND TECHNICAL ENG	C	A	R	1144511	-	-	-	$ -	$ (8,148.00)	$ (8,148.00)	-	-	-	$ -	$ (8,554.00)	$ (8,554.00)	NO	YES	Position reassigned to reflect organization structure and funding source
GFS	DPW	207988	DPW Infrastructure	229906	DPW Street Use & Mapping	207957	DPW BSM Budgetary	10040	GF PW Work Order	10016163	PW Work Order	2	PW Work Order Budget	10002	Interdepartmental-Overhead	5139Fringe	514010		451	Gross Expenditures	9993M_Z	One Day Adjustment - Misc	8ZM	Special Class Pro-rated Misc	C	A	R	1014484	-	-	-	$ -	$ 24.00	$ 24.00	-	-	-	$ -	$ 23.00	$ 23.00	NO	YES	System Entry
GFS	DPW	207988	DPW Infrastructure	229906	DPW Street Use & Mapping	207957	DPW BSM Budgetary	10040	GF PW Work Order	10016163	PW Work Order	2	PW Work Order Budget	10002	Interdepartmental-Overhead	5139Fringe	514010		451	Gross Expenditures	9993M_Z	One Day Adjustment - Misc	8ZM	Special Class Pro-rated Misc	C	A	R	1144511	-	-	-	$ -	$ (32.00)	$ (32.00)	-	-	-	$ -	$ (33.00)	$ (33.00)	NO	YES	System Entry
GFS	DPW	207988	DPW Infrastructure	229906	DPW Street Use & Mapping	207957	DPW BSM Budgetary	10040	GF PW Work Order	10016163	PW Work Order	2	PW Work Order Budget	10002	Interdepartmental-Overhead	5139Fringe	514010		451	Gross Expenditures	9993M_Z	One Day Adjustment - Misc	8ZM	Special Class Pro-rated Misc	Z	A			-	-	-	$ (430.00)	$ (515.00)	$ (85.00)	-	-	-	$ (451.00)	$ (541.00)	$ (90.00)	NO	YES	System Entry
GFS	DPW	207988	DPW Infrastructure	229906	DPW Street Use & Mapping	207957	DPW BSM Budgetary	10040	GF PW Work Order	10016163	PW Work Order	2	PW Work Order Budget	10002	Interdepartmental-Overhead	5139Fringe	514010		451	Gross Expenditures	9990M_Z	Estimated Project Funding - Misc	8ZM	8ZM - Special Class Pro-rated Misc	Z	A			-	-	-	$ (87,785.00)	$ (109,775.00)	$ (22,010.00)	-	-	-	$ (91,857.00)	$ (115,168.00)	$ (23,311.00)	NO	YES	Budget Reorgeneration
GFS	DPW	207988	DPW Infrastructure	229906	DPW Street Use & Mapping	207957	DPW BSM Budgetary	10040	GF PW Work Order	10016163	PW Work Order	2	PW Work Order Budget	10002	Interdepartmental-Overhead	5139Fringe	514020		451	Gross Expenditures	8210_C	Street Inspector	21	021 - LOCAL 21, PROFESSIONAL AND TECHNICAL ENG	C	A	R	1014484	-	-	-	$ -	$ 1,422.00	$ 1,422.00	-	-	-	$ -	$ 1,494.00	$ 1,494.00	NO	YES	Position reassigned to reflect organization structure and funding source
GFS	DPW	207988	DPW Infrastructure	229906	DPW Street Use & Mapping	207957	DPW BSM Budgetary	10040	GF PW Work Order	10016163	PW Work Order	2	PW Work Order Budget	10002	Interdepartmental-Overhead	5139Fringe	514020		451	Gross Expenditures	8232_C	Street Inspection Supervisor	21	021 - LOCAL 21, PROFESSIONAL AND TECHNICAL ENG	C	A	R	1144511	-	-	-	$ -	$ (1,906.00)	$ (1,906.00)	-	-	-	$ -	$ (2,000.00)	$ (2,000.00)	NO	YES	Position reassigned to reflect organization structure and funding source
GFS	DPW	207988	DPW Infrastructure	229906	DPW Street Use & Mapping	207957	DPW BSM Budgetary	10040	GF PW Work Order	10016163	PW Work Order	2	PW Work Order Budget	10002	Interdepartmental-Overhead	5139Fringe	514020		451	Gross Expenditures	9993M_Z	One Day Adjustment - Misc	8ZM	Special Class Pro-rated Misc	C	A	R	1014484	-	-	-	$ -	$ 6.00	$ 6.00	-	-	-	$ -	$ 6.00	$ 6.00	NO	YES	System Entry
GFS	DPW	207988	DPW Infrastructure	229906	DPW Street Use & Mapping	207957	DPW BSM Budgetary	10040	GF PW Work Order	10016163	PW Work Order	2	PW Work Order Budget	10002	Interdepartmental-Overhead	5139Fringe	514020		451	Gross Expenditures	9993M_Z	One Day Adjustment - Misc	8ZM	Special Class Pro-rated Misc	C	A	R	1144511	-	-	-	$ -	$ (7.00)	$ (7.00)	-	-	-	$ -	$ (8.00)	$ (8.00)	NO	YES	System Entry
GFS	DPW	207988	DPW Infrastructure	229906	DPW Street Use & Mapping	207957	DPW BSM Budgetary	10040	GF PW Work Order	10016163	PW Work Order	2	PW Work Order Budget	10002	Interdepartmental-Overhead	5139Fringe	514020		451	Gross Expenditures	9993M_Z	One Day Adjustment - Misc	8ZM	Special Class Pro-rated Misc	Z	A			-	-	-	$ (105.00)	$ (125.00)	$ (20.00)	-	-	-	$ (110.00)	$ (132.00)	$ (22.00)	NO	YES	System Entry
GFS	DPW	207988	DPW Infrastructure	229906	DPW Street Use & Mapping	207957	DPW BSM Budgetary	10040	GF PW Work Order	10016163	PW Work Order	2	PW Work Order Budget	10002	Interdepartmental-Overhead	5139Fringe	514020		451	Gross Expenditures	9990M_Z	Estimated Project Funding - Misc	8ZM	8ZM - Special Class Pro-rated Misc	Z	A			-	-	-	$ (21,204.00)	$ (26,522.00)	$ (5,318.00)	-	-	-	$ (22,262.00)	$ (27,912.00)	$ (5,650.00)	NO	YES	Budget Reorgeneration
GFS	DPW	207988	DPW Infrastructure	229906	DPW Street Use & Mapping	207957	DPW BSM Budgetary	10040	GF PW Work Order	10016163	PW Work Order	2	PW Work Order Budget	10002	Interdepartmental-Overhead	5139Fringe	515010		451	Gross Expenditures	8230_C	Street Inspector	21	021 - LOCAL 21, PROFESSIONAL AND TECHNICAL ENG	C	A	R	1014484	-	-	-	$ -	$ 3,952.00	$ 3,952.00	-	-	-	$ -	$ 4,189.00	$ 4,189.00	NO	YES	Position reassigned to reflect organization structure and funding source
GFS	DPW	207988	DPW Infrastructure	229906	DPW Street Use & Mapping	207957	DPW BSM Budgetary	10040	GF PW Work Order	10016163	PW Work Order	2	PW Work Order Budget	10002	Interdepartmental-Overhead	5139Fringe	515010		451	Gross Expenditures	8232_C	Street Inspection Supervisor	21	021 - LOCAL 21, PROFESSIONAL AND TECHNICAL ENG	C	A	R	1144511	-	-	-	$ -	$ (3,952.00)	$ (3,952.00)	-	-	-	$ -	$ (4,189.00)	$ (4,189.00)	NO	YES	Position reassigned to reflect organization structure and funding source
GFS	DPW	207988	DPW Infrastructure	229906	DPW Street Use & Mapping	207957	DPW BSM Budgetary	10040	GF PW Work Order	10016163	PW Work Order	2	PW Work Order Budget	10002	Interdepartmental-Overhead	5139Fringe	515710		451	Gross Expenditures	8230_C	Street Inspector	21	021 - LOCAL 21, PROFESSIONAL AND TECHNICAL ENG	C	A	R	1014484	-	-	-	$ -	$ 11,307.00	$ 11,307.00	-	-	-	$ -	$ 11,985.00	$ 11,985.00	NO	YES	Position reassigned to reflect organization structure and funding source
GFS	DPW	207988	DPW Infrastructure	229906	DPW Street Use & Mapping	207957	DPW BSM Budgetary	10040	GF PW Work Order	10016163	PW Work Order	2	PW Work Order Budget	10002	Interdepartmental-Overhead	5139Fringe	515710		451	Gross Expenditures	8232_C	Street Inspection Supervisor	21	021 - LOCAL 21, PROFESSIONAL AND TECHNICAL ENG	C	A	R	1144511	-	-	-	$ -	$ (11,307.00)	$ (11,307.00)	-	-	-	$ -	$ (11,985.00)	$ (11,985.00)	NO	YES	Position reassigned to reflect organization structure and funding source
GFS	DPW	207988	DPW Infrastructure	229906	DPW Street Use & Mapping	207957	DPW BSM Budgetary	10040	GF PW Work Order	10016163	PW Work Order	2	PW Work Order Budget	10002	Interdepartmental-Overhead	5139Fringe	516010		451	Gross Expenditures	8230_C	Street Inspector	21	021 - LOCAL 21, PROFESSIONAL AND TECHNICAL ENG	C	A	R	1014484	-	-	-	$ -	$ 1,250.00	$ 1,250.00	-	-	-	$ -	$ 1,300.00	$ 1,300.00	NO	YES	Position reassigned to reflect organization structure and funding source
GFS	DPW	207988	DPW Infrastructure	229906	DPW Street Use & Mapping	207957	DPW BSM Budgetary	10040	GF PW Work Order	10016163	PW Work Order	2	PW Work Order Budget	10002	Interdepartmental-Overhead	5139Fringe	516010		451	Gross Expenditures	8232_C	Street Inspection Supervisor	21	021 - LOCAL 21, PROFESSIONAL AND TECHNICAL ENG	C	A	R	1144511	-	-	-	$ -	$ (1,250.00)	$ (1,250.00)	-	-	-	$ -	$ (1,300.00)	$ (1,300.00)	NO	YES	Position reassigned to reflect organization structure and funding source
GFS	DPW	207988	DPW Infrastructure	229906	DPW Street Use & Mapping	207957	DPW BSM Budgetary	10040	GF PW Work Order	10016163	PW Work Order	2	PW Work Order Budget	10002	Interdepartmental-Overhead	5139Fringe	517010		451	Gross Expenditures	8230_C	Street Inspector	21	021 - LOCAL 21, PROFESSIONAL AND TECHNICAL ENG	C	A	R	1014484	-	-	-	$ -	$ 99.00	$ 99.00	-	-	-	$ -	$ 103.00	$ 103.00	NO	YES	Position reassigned to reflect organization structure and funding source
GFS	DPW	207988	DPW Infrastructure	229906	DPW Street Use & Mapping	207957	DPW BSM Budgetary	10040	GF PW Work Order	10016163	PW Work Order	2	PW Work Order Budget	10002	Interdepartmental-Overhead	5139Fringe	517010		451	Gross Expenditures	8232_C	Street Inspection Supervisor	21	021 - LOCAL 21, PROFESSIONAL AND TECHNICAL ENG	C	A	R	1144511	-	-	-	$ -	$ (131.00)	$ (131.00)	-	-	-	$ -	$ (138.00)	$ (138.00)	NO	YES	Position reassigned to reflect organization structure and funding source
GFS	DPW	207988	DPW Infrastructure	229906	DPW Street Use & Mapping	207957	DPW BSM Budgetary	10040	GF PW Work Order	10016163	PW Work Order	2	PW Work Order Budget	10002	Interdepartmental-Overhead	5139Fringe	517010		451	Gross Expenditures	9993M_Z	One Day Adjustment - Misc	8ZM	Special Class Pro-rated Misc	C	A	R	1144511	-	-	-	$ -	$ (1.00)	$ (1.00)	-	-	-	$ -	$ (1.00)	$ (1.00)	NO	YES	System Entry
GFS	DPW	207988	DPW Infrastructure	229906	DPW Street Use & Mapping	207957	DPW BSM Budgetary	10040	GF PW Work Order	10016163	PW Work Order	2	PW Work Order Budget	10002	Interdepartmental-Overhead	5139Fringe	517010		451	Gross Expenditures	9993M_Z	One Day Adjustment - Misc	8ZM	Special Class Pro-rated Misc	Z	A			-	-	-	$ (8.00)	$ (9.00)	$ (1.00)	-	-	-	$ (8.00)	$ (9.00)	$ (1.00)	NO	YES	System Entry
GFS	DPW	207988	DPW Infrastructure	229906	DPW Street Use & Mapping	207957	DPW BSM Budgetary	10040	GF PW Work Order	10016163	PW Work Order	2	PW Work Order Budget	10002	Interdepartmental-Overhead	5139Fringe	517010		451	Gross Expenditures	9990M_Z	Estimated Project Funding - Misc	8ZM	8ZM - Special Class Pro-rated Misc	Z	A			-	-	-	$ (1,462.00)	$ (1,829.00)	$ (367.00)	-	-	-	$ (1,536.00)	$ (1,926.00)	$ (390.00)	NO	YES	Budget Reorgeneration
GFS	DPW	207988	DPW Infrastructure	229906	DPW Street Use & Mapping	207957	DPW BSM Budgetary	10040	GF PW Work Order	10016163	PW Work Order	2	PW Work Order Budget	10002	Interdepartmental-Overhead	5139Fringe	519120		451	Gross Expenditures	8230_C	Street Inspector	21	021 - LOCAL 21, PROFESSIONAL AND TECHNICAL ENG	C	A	R	1014484	-	-	-	$ -	$ 346.00	$ 346.00	-	-	-	$ -	$ 363.00	$ 363.00	NO	YES	Position reassigned to reflect organization structure and funding source
GFS	DPW	207988	DPW Infrastructure	229906	DPW Street Use & Mapping	207957	DPW BSM Budgetary	10040	GF PW Work Order	10016163	PW Work Order	2	PW Work Order Budget	10002	Interdepartmental-Overhead	5139Fringe	519120		451	Gross Expenditures	8232_C	Street Inspection Supervisor	21	021 - LOCAL 21, PROFESSIONAL AND TECHNICAL ENG	C	A	R	1144511	-	-	-	$ -	$ (462.00)	$ (462.00)	-	-	-	$ -	$ (486.00)	$ (486.00)	NO	YES	Position reassigned to reflect organization structure and funding source
GFS	DPW	207988	DPW Infrastructure	229906	DPW Street Use & Mapping	207957	DPW BSM Budgetary	10040	GF PW Work Order	10016163	PW Work Order	2	PW Work Order Budget	10002	Interdepartmental-Overhead	5139Fringe	519120		451	Gross Expenditures	9993M_Z	One Day Adjustment - Misc	8ZM	Special Class Pro-rated Misc	C	A	R	1014484	-	-	-	$ -	$ 1.00	$ 1.00	-	-	-	$ -	$ 1.00	$ 1.00	NO	YES	System Entry
GFS	DPW	207988	DPW Infrastructure	229906	DPW Street Use & Mapping	207957	DPW BSM Budgetary	10040	GF PW Work Order	10016163	PW Work Order	2	PW Work Order Budget	10002	Interdepartmental-Overhead	5139Fringe	519120		451	Gross Expenditures	9993M_Z	One Day Adjustment - Misc	8ZM	Special Class Pro-rated Misc	C	A	R	1144511	-	-	-	$ -	$ (2.00)	$ (2.00)	-	-	-	$ -	$ (2.00)	$ (2.00)	NO	YES	System Entry
GFS	DPW	207988	DPW Infrastructure	229906	DPW Street Use & Mapping	207957	DPW BSM Budgetary	10040	GF PW Work Order	10016163	PW Work Order	2	PW Work Order Budget	10002	Interdepartmental-Overhead	5139Fringe	519120		451	Gross Expenditures	9993M_Z	One Day Adjustment - Misc	8ZM	Special Class Pro-rated Misc	Z	A			-	-	-	$ (24.00)	$ (29.00)	$ (5.00)	-	-	-	$ (25.00)	$ (30.00)	$ (5.00)	NO	YES	System Entry
GFS	DPW	207988	DPW Infrastructure	229906	DPW Street Use & Mapping	207957	DPW BSM Budgetary	10040	GF PW Work Order	10016163	PW Work Order	2	PW Work Order Budget	10002	Interdepartmental-Overhead	5139Fringe	519120		451	Gross Expenditures	9990M_Z	Estimated Project Funding - Misc	8ZM	8ZM - Special Class Pro-rated Misc	Z	A			-	-	-	$ (5,031.00)	$ (6,272.00)	$ (1,257.00)	-	-	-	$ (5,265.00)	$ (6,601.00)	$ (1,336.00)	NO	YES	Budget Reorgeneration
GFS	DPW	207989	DPW Buildings	229802	DPW Building Design & Construct	207950	DPW BOC Budgetary	10040	GF PW Work Order	10016163	PW Work Order	2	PW Work Order Budget	10002	Interdepartmental-Overhead	5019Salary	501010		451	Gross Expenditures	1820_C	Junior Administrative Analyst	790	790 - LOCAL 790, SEIU	C	O	R	1146310	-	1.00	1.00	$ -	$ -	$ -	-	1.00	1.00	$ -	$ -	$ -	YES	NO	Position reassigned to reflect new needs source
GFS	DPW	207989	DPW Buildings	229802	DPW Building Design & Construct	207950	DPW BOC Budgetary	10040	GF PW Work Order	10016163	PW Work Order	2	PW Work Order Budget	10002	Interdepartmental-Overhead	5019Salary	501010		451	Gross Expenditures	5120_C	Architectural Administrator	21	021 - LOCAL 21, PROFESSIONAL AND TECHNICAL ENG	C	O	S	1092743	-	1.00	1.00	$ -	$ -	$ -	-	1.00	1.00	$ -	$ -	$ -	YES	NO	Position substituted to reflect new needs
GFS	DPW	207989	DPW Buildings	229802	DPW Building Design & Construct	207950	DPW BOC Budgetary	10040	GF PW Work Order	10016163	PW Work Order	2	PW Work Order Budget	10002	Interdepartmental-Overhead	5019Salary	501010		451	Gross Expenditures	5120_C	Architectural Administrator	21	021 - LOCAL 21, PROFESSIONAL AND TECHNICAL ENG	C	O	S	1144042	-	1.00	1.00	$ -	$ -	$ -	-	1.00	1.00	$ -	$ -	$ -	YES	NO	Position substituted to reflect new needs
GFS	DPW	207989	DPW Buildings	229802	DPW Building Design & Construct	207950	DPW BOC Budgetary	10040	GF PW Work Order	10016163	PW Work Order	2	PW Work Order Budget	10002	Interdepartmental-Overhead	5019Salary	501010		451	Gross Expenditures	5266_C	Architectural Associate II	21	021 - LOCAL 21, PROFESSIONAL AND TECHNICAL ENG	C	O	S	1092743	-	(1.00)	(1.00)	$ -	$ -	$ -	-	(1.00)	(1.00)	$ -	$ -	$ -	YES	NO	Position substituted to reflect new needs
GFS	DPW	207989	DPW Buildings	229802	DPW Building Design & Construct	207950	DPW BOC Budgetary	10040	GF PW Work Order	10016163	PW Work Order	2	PW Work Order Budget	10002	Interdepartmental-Overhead	5019Salary	501010		451	Gross Expenditures	5266_C	Architectural Associate II	21	021 - LOCAL 21, PROFESSIONAL AND TECHNICAL ENG	C	O	S	1144042	-	(1.00)	(1.00)	$ -	$ -	$ -	-	(1.00)	(1.00)	$ -	$ -	$ -	YES	NO	Position substituted to reflect new needs
GFS	DPW	207990	DPW Operations	229822	DPW Building Repair	207951	DPW BRR Budgetary	10000	GF Annual Account Ctrl	10034422	FW Operating	1	FW Operating	20676	FW BRR - Building Repair	5019Salary	501010		451	Gross Expenditures	9993M_Z	One Day Adjustment - Misc	8ZM	Special Class Pro-rated Misc	Z	A			-	-	-	$ (825.00)	$ (1,029.00)	$ (204.00)	-	-	-	$ (874.00)	$ (1,087.00)	$ (213.00)	NO	YES	System Entry
GFS	DPW	207990	DPW Operations	229822	DPW Building Repair	207951	DPW BRR Budgetary	10000	GF Annual Account Ctrl	10034422	FW Operating	1	FW Operating	20676	FW BRR - Building Repair	5019Salary	501010		451	Gross Expenditures	9990M_Z	Estimated Project Funding - Misc	8ZM	8ZM - Special Class Pro-rated Misc	Z	A			-	-	-	$ (152,136.00)	$ (205,352.00)	$ (53,236.00)	-	-	-	$ (160,877.00)	$ (216,212.00)	$ (55,335.00)	NO	YES	Budget Reorgeneration
GFS	DPW	207990	DPW Operations	229822	DPW Building Repair	207951	DPW BRR Budgetary	10000	GF Annual Account Ctrl	10034422	FW Operating	1	FW Operating	20676	FW BRR - Building Repair	5139Fringe	513010		451	Gross Expenditures	9993M_Z	One Day Adjustment - Misc	8ZM	Special Class Pro-rated Misc	Z	A			-	-	-	$ (181.00)	$ (224.00)	$ (43.00)	-	-	-	$ (172.00)	$ (214.00)	$ (42.00)	NO	YES	System Entry
GFS	DPW	207990	DPW Operations	229822	DPW Building Repair	207951	DPW BRR Budgetary	10000	GF Annual Account Ctrl	10034422	FW Operating	1	FW Operating	20676	FW BRR - Building Repair	5139Fringe	513010		451	Gross Expenditures	9990M_Z	Estimated Project Funding - Misc	8ZM	8ZM - Special Class Pro-rated Misc	Z	A			-	-	-	$ (33,197.00)	$ (44,815.00)	$ (11,618.00)	-	-	-	$ (33,694.00)	$ (42,595.00)	$ (10,901.00)	NO	YES	Budget Reorgeneration
GFS	DPW	207990	DPW Operations	229822	DPW Building Repair	207951	DPW BRR Budgetary	10000	GF Annual Account Ctrl	10034422	FW Operating	1	FW Operating	20676	FW BRR - Building Repair	5139Fringe	514010		451	Gross Expenditures	9993M_Z	One Day Adjustment - Misc	8ZM	Special Class Pro-rated Misc	Z	A			-	-	-	$ (51.00)	$ (63.00)	$ (12.00)	-	-	-	$ (54.00)	$ (67.00)	$ (13.00)	NO	YES	System Entry
GFS	DPW	207990	DPW Operations	229822	DPW Building Repair	207951	DPW BRR Budgetary	10000	GF Annual Account Ctrl	10034422	FW Operating	1	FW Operating	20676	FW BRR - Building Repair	5139Fringe	514020		451	Gross Expenditures	9990M_Z	Estimated Project Funding - Misc	8ZM	8ZM - Special Class Pro-rated Misc	Z	A			-	-	-	$ (9,264.00)	$ (12,507.00)	$ (3,243.00)	-	-	-	$ (9,776.00)	$ (13,139.00)	$ (3,363.00)	NO	YES	Budget Reorgeneration
GFS	DPW	207990	DPW Operations	229822	DPW Building Repair	207951	DPW BRR Budgetary	10000	GF Annual Account Ctrl	10034422	FW Operating	1	FW Operating	20676	FW BRR - Building Repair	5139Fringe	514020		451	Gross Expenditures	9993M_Z	One Day Adjustment - Misc	8ZM	Special Class Pro-rated Misc	Z	A			-	-	-	$ (51.00)	$ (64.00)	$ (13.00)	-	-	-	$ (53.00)	$ (66.00)	$ (13.00)	NO	YES	System Entry
GFS	DPW	207990	DPW Operations	229822	DPW Building Repair	207951	DPW BRR Budgetary	10000	GF Annual Account Ctrl	10034422	FW Operating	1	FW Operating	20676	FW BRR - Building Repair	5139Fringe	514020		451	Gross Expenditures	9990M_Z	Estimated Project Funding - Misc	8ZM	8ZM - Special Class Pro-rated Misc	Z	A			-	-	-	$ (2,206.00)	$ (2,978.00)	$ (772.00)	-	-	-	$ (2,333.00)	$ (3,135.00)	$ (802.00)	NO	YES	Budget Reorgeneration
GFS	DPW	207990	DPW Operations	229822	DPW Building Repair	207951	DPW BRR Budgetary	10000	GF Annual Account Ctrl	10034422	FW Operating	1	FW Operating	20676	FW BRR - Building Repair	5139Fringe	517010		451	Gross Expenditures	9990M_Z	Estimated Project Funding - Misc	8ZM	8ZM - Special Class Pro-rated Misc	Z	A			-	-	-	$ (152.00)	$ (205.00)	$ (53.00)	-	-	-	$ (160.00)	$ (215.00)	$ (55.00)	NO	YES	Budget Reorgeneration
GFS	DPW	207990	DPW Operations	229822	DPW Building Repair	207951	DPW BRR Budgetary	10000	GF Annual Account Ctrl	10034422	FW Operating	1	FW Operating	20676	FW BRR - Building Repair	5139Fringe	519120		451	Gross Expenditures	9993M_Z	One Day Adjustment - Misc	8ZM	Special Class Pro-rated Misc	Z	A			-	-	-	$ (3.00)	$ (4.00)	$ (1.00)	-	-	-	$ (3.00)	$ (4.00)	$ (1.00)	NO	YES	System Entry
GFS	DPW	207990	DPW Operations	229822	DPW Building Repair	207951	DPW BRR Budgetary	10040	GF PW Work Order	10016163	PW Work Order	2	PW Work Order Budget	10002	Interdepartmental-Overhead	5139Fringe	519120		451	Gross Expenditures	9990M_Z	Estimated Project Funding - Misc	8ZM	8ZM - Special Class Pro-rated Misc	Z	A			-	-	-	$ (498.00)	$ (669.00)	$ (173.00)	-	-	-	$ (524.00)	$ (704.00)	$ (180.00)	NO	YES	Budget Reorgeneration
GFS	DPW	207990	DPW Operations

GFS Type	Dept	Dept Division	Division Description	Dept Section	Section Description	Department ID	Department Description	Fund ID	Fund Title	Project ID	Project Title	Activity ID	Activity Title	Authority ID	Authority Title	Account Lvl 5 Name	Account ID	Agency Use ID	AAO	AAO Title	Class	Job Class Title	Emp Org Code	Emp Org Title	Ret	Status	Action	Ref No.	Start Dept FTE	End Dept FTE	Var Dept FTE	Start Dept Amt	End Dept Amt	Var Dept Amt	Start BY+1 Dept FTE	End BY+1 Dept FTE	Var BY+1 Dept FTE	Start BY+1 Dept Amt	End BY+1 Dept Amt	Var BY+1 Dept Amt	FTE Changes Submitted?	Amount Changes Submitted?	Explanation of FTE and/or Amount Change
GFS	DPW	207990	DPW Operations	229822	DPW Building Repair	207951	DPW BBR Budgetary	10040	GF PW Work Order	10016163	PW Work Order	2	PW Work Order Budget	10002	Interdepartmental-Overhead	513Origin	513010		851	Gross Expenditures	9996M_Z	Estimated Project Funding - Misc	BZM	BZM - Special Class Pro-rated Misc	Z	A			-	-	-	$ (376,670.00)	$ (501,716.00)	$ (127,046.00)							NO	YES	Budget Reorganization
GFS	DPW	207990	DPW Operations	229822	DPW Building Repair	207951	DPW BBR Budgetary	10040	GF PW Work Order	10016163	PW Work Order	2	PW Work Order Budget	10002	Interdepartmental-Overhead	513Origin	514010		851	Gross Expenditures	9991M_Z	One Day Adjustment - Misc	BZM	Special Class Pro-rated Misc	Z	A			-	-	-	$ (770.00)	$ (908.00)	$ (138.00)							NO	YES	System Entry
GFS	DPW	207990	DPW Operations	229822	DPW Building Repair	207951	DPW BBR Budgetary	10040	GF PW Work Order	10016163	PW Work Order	2	PW Work Order Budget	10002	Interdepartmental-Overhead	513Origin	514020		851	Gross Expenditures	9996M_Z	Estimated Project Funding - Misc	BZM	BZM - Special Class Pro-rated Misc	Z	A			-	-	-	$ (105,984.00)	$ (141,923.00)	$ (35,939.00)							NO	YES	Budget Reorganization
GFS	DPW	207990	DPW Operations	229822	DPW Building Repair	207951	DPW BBR Budgetary	10040	GF PW Work Order	10016163	PW Work Order	2	PW Work Order Budget	10002	Interdepartmental-Overhead	513Origin	514020		851	Gross Expenditures	9991M_Z	One Day Adjustment - Misc	BZM	Special Class Pro-rated Misc	Z	A			-	-	-	$ (181.00)	$ (213.00)	$ (32.00)							NO	YES	System Entry
GFS	DPW	207990	DPW Operations	229822	DPW Building Repair	207951	DPW BBR Budgetary	10040	GF PW Work Order	10016163	PW Work Order	2	PW Work Order Budget	10002	Interdepartmental-Overhead	513Origin	514020		851	Gross Expenditures	9996M_Z	Estimated Project Funding - Misc	BZM	BZM - Special Class Pro-rated Misc	Z	A			-	-	-	$ (24,907.00)	$ (33,353.00)	$ (8,446.00)							NO	YES	Budget Reorganization
GFS	DPW	207990	DPW Operations	229822	DPW Building Repair	207951	DPW BBR Budgetary	10040	GF PW Work Order	10016163	PW Work Order	2	PW Work Order Budget	10002	Interdepartmental-Overhead	513Origin	517010		851	Gross Expenditures	9991M_Z	One Day Adjustment - Misc	BZM	Special Class Pro-rated Misc	Z	A			-	-	-	$ (12.00)	$ (15.00)	$ (2.00)							NO	YES	System Entry
GFS	DPW	207990	DPW Operations	229822	DPW Building Repair	207951	DPW BBR Budgetary	10040	GF PW Work Order	10016163	PW Work Order	2	PW Work Order Budget	10002	Interdepartmental-Overhead	513Origin	517020		851	Gross Expenditures	9996M_Z	Estimated Project Funding - Misc	BZM	BZM - Special Class Pro-rated Misc	Z	A			-	-	-	$ (1,737.00)	$ (2,300.00)	$ (563.00)							NO	YES	Budget Reorganization
GFS	DPW	207990	DPW Operations	229822	DPW Building Repair	207951	DPW BBR Budgetary	10040	GF PW Work Order	10016163	PW Work Order	2	PW Work Order Budget	10002	Interdepartmental-Overhead	513Origin	519120		851	Gross Expenditures	9991M_Z	One Day Adjustment - Misc	BZM	Special Class Pro-rated Misc	Z	A			-	-	-	$ (47.00)	$ (55.00)	$ (8.00)							NO	YES	System Entry
GFS	DPW	207990	DPW Operations	229822	DPW Building Repair	207951	DPW BBR Budgetary	10040	GF PW Work Order	10016163	PW Work Order	2	PW Work Order Budget	10002	Interdepartmental-Overhead	513Origin	519220		851	Gross Expenditures	9996M_Z	Estimated Project Funding - Misc	BZM	BZM - Special Class Pro-rated Misc	Z	A			-	-	-	$ (6,439.00)	$ (8,623.00)	$ (2,184.00)							NO	YES	Budget Reorganization
GFS	DPW	207990	DPW Operations	229822	DPW Building Repair	207951	DPW BBR Budgetary	10040	GF PW Work Order	10016163	PW Work Order	2	PW Work Order Budget	10002	Interdepartmental-Overhead	513Origin	519320		851	Gross Expenditures	9996M_Z	Estimated Project Funding - Misc	BZM	BZM - Special Class Pro-rated Misc	Z	A			-	-	-	$ (6,762.00)	$ (9,078.00)	$ (2,316.00)							NO	YES	Budget Reorganization
GFS	DPW	207990	DPW Operations	229397	DPW Street Environment Svcs	207956	DPW SES Budgetary	10000	GF Annual Account Ctrl	10034422	PW Operating	1	PW Operating	20680	PW SES - Street Env Services	501Salary	501010		851	Gross Expenditures	6210_C	Street Inspector	Z1	021 - LOCAL 21, PROFESSIONAL AND TECHNICAL ENG	C	A	S	1134249	-	1.00	1.00	$ -	$ 98,133.00	$ 98,133.00	-	1.00	1.00	$ -	$ 103,031.00	$ 103,031.00	YES	YES	Position substituted to reflect new needs
GFS	DPW	207990	DPW Operations	229397	DPW Street Environment Svcs	207956	DPW SES Budgetary	10000	GF Annual Account Ctrl	10034422	PW Operating	1	PW Operating	20680	PW SES - Street Env Services	501Salary	501010		851	Gross Expenditures	7514_C	General Laborer	Z61	Z61 - LOCAL 261, LABORERS INTERNATIONAL	C	A	S	1134249	-	(1.00)	(1.00)	$ -	$ 178,363.00	$ 178,363.00	-	(1.00)	(1.00)	$ -	$ (82,274.00)	$ (82,274.00)	YES	YES	Position substituted to reflect new needs
GFS	DPW	207990	DPW Operations	229397	DPW Street Environment Svcs	207956	DPW SES Budgetary	10000	GF Annual Account Ctrl	10034422	PW Operating	1	PW Operating	20680	PW SES - Street Env Services	501Salary	501020		851	Gross Expenditures	9991M_Z	One Day Adjustment - Misc	BZM	Special Class Pro-rated Misc	C	A	S	1134249	-	-	-	$ -	$ 77.00	$ 77.00	-	-	-	$ -	$ 80.00	$ 80.00	NO	YES	System Entry
GFS	DPW	207990	DPW Operations	229397	DPW Street Environment Svcs	207956	DPW SES Budgetary	10000	GF Annual Account Ctrl	10034422	PW Operating	1	PW Operating	20680	PW SES - Street Env Services	501Salary	501020		851	Gross Expenditures	9991M_Z	One Day Adjustment - Misc	BZM	Special Class Pro-rated Misc	Z	A			-	-	-	$ (18,378.00)	$ (25,804.00)	$ (7,238.00)					$ (19,297.00)	$ (26,352.00)	$ (7,055.00)	NO	YES	System Entry
GFS	DPW	207990	DPW Operations	229397	DPW Street Environment Svcs	207956	DPW SES Budgetary	10000	GF Annual Account Ctrl	10034422	PW Operating	1	PW Operating	20680	PW SES - Street Env Services	501Salary	501010		851	Gross Expenditures	9993M_Z	Attrition Savings - Miscellaneous	BZM	BZM - Special Class Pro-rated Misc	Z	A			(13.32)	(21.86)	(8.54)	$ (1,306,676.00)	$ (1,864,213.00)	$ (557,537.00)	(15.32)	(19.59)	(4.27)	$ (1,371,897.00)	$ (1,753,603.00)	$ (381,706.00)	YES	YES	Reflects projected vacancies
GFS	DPW	207990	DPW Operations	229397	DPW Street Environment Svcs	207956	DPW SES Budgetary	10000	GF Annual Account Ctrl	10034422	PW Operating	1	PW Operating	20680	PW SES - Street Env Services	501Salary	501010		851	Gross Expenditures	9996M_Z	Estimated Project Funding - Misc	BZM	BZM - Special Class Pro-rated Misc	Z	A			-	-	-	$ (3,408,584.00)	$ (4,730,076.00)	$ (1,321,492.00)				$ (3,578,718.00)	$ (5,031,233.00)	$ (1,452,515.00)	NO	YES	Budget Reorganization
GFS	DPW	207990	DPW Operations	229397	DPW Street Environment Svcs	207956	DPW SES Budgetary	10000	GF Annual Account Ctrl	10034422	PW Operating	1	PW Operating	20680	PW SES - Street Env Services	501Salary	505010		851	Gross Expenditures	TEMPM_E	Temporary - Miscellaneous	BEM	BEM - Special Class Exempt Misc	E	A			23.27	23.05	(0.22)	$ 2,645,581.00	$ 2,620,353.00	$ (24,628.00)	22.55	22.33	(0.22)	$ 2,645,581.00	$ 2,620,129.00	$ (25,452.00)	YES	YES	Reflects projected need for temporary labor
GFS	DPW	207990	DPW Operations	229397	DPW Street Environment Svcs	207956	DPW SES Budgetary	10000	GF Annual Account Ctrl	10034422	PW Operating	1	PW Operating	20680	PW SES - Street Env Services	513Origin	513010		851	Gross Expenditures	6210_C	Street Inspector	Z1	021 - LOCAL 21, PROFESSIONAL AND TECHNICAL ENG	C	A	S	1134249	-	-	-	$ -	$ 21,495.00	$ 21,495.00	-	-	-	$ -	$ 20,381.00	$ 20,381.00	NO	YES	Position substituted to reflect new needs
GFS	DPW	207990	DPW Operations	229397	DPW Street Environment Svcs	207956	DPW SES Budgetary	10000	GF Annual Account Ctrl	10034422	PW Operating	1	PW Operating	20680	PW SES - Street Env Services	513Origin	513010		851	Gross Expenditures	7514_C	General Laborer	Z61	Z61 - LOCAL 261, LABORERS INTERNATIONAL	C	A	S	1134249	-	-	-	$ -	$ (17,165.00)	$ (17,165.00)	-	-	-	$ -	$ (16,274.00)	$ (16,274.00)	NO	YES	Position substituted to reflect new needs
GFS	DPW	207990	DPW Operations	229397	DPW Street Environment Svcs	207956	DPW SES Budgetary	10000	GF Annual Account Ctrl	10034422	PW Operating	1	PW Operating	20680	PW SES - Street Env Services	513Origin	513010		851	Gross Expenditures	9991M_Z	One Day Adjustment - Misc	BZM	Special Class Pro-rated Misc	C	A	S	1134249	-	-	-	$ -	$ 17.00	$ 17.00	-	-	-	$ -	$ 15.00	$ 15.00	NO	YES	System Entry
GFS	DPW	207990	DPW Operations	229397	DPW Street Environment Svcs	207956	DPW SES Budgetary	10000	GF Annual Account Ctrl	10034422	PW Operating	1	PW Operating	20680	PW SES - Street Env Services	513Origin	513010		851	Gross Expenditures	9991M_Z	One Day Adjustment - Misc	BZM	Special Class Pro-rated Misc	Z	A			-	-	-	$ (4,037.00)	$ (5,625.00)	$ (1,588.00)				$ (3,828.00)	$ (5,227.00)	$ (1,399.00)	NO	YES	System Entry
GFS	DPW	207990	DPW Operations	229397	DPW Street Environment Svcs	207956	DPW SES Budgetary	10000	GF Annual Account Ctrl	10034422	PW Operating	1	PW Operating	20680	PW SES - Street Env Services	513Origin	513010		851	Gross Expenditures	9993M_Z	Attrition Savings - Miscellaneous	BZM	BZM - Special Class Pro-rated Misc	Z	A			-	-	-	$ (287,084.00)	$ (409,578.00)	$ (122,494.00)				$ (272,131.00)	$ (347,847.00)	$ (75,716.00)	NO	YES	Reflects projected vacancies
GFS	DPW	207990	DPW Operations	229397	DPW Street Environment Svcs	207956	DPW SES Budgetary	10000	GF Annual Account Ctrl	10034422	PW Operating	1	PW Operating	20680	PW SES - Street Env Services	513Origin	513010		851	Gross Expenditures	9996M_Z	Estimated Project Funding - Misc	BZM	BZM - Special Class Pro-rated Misc	Z	A			-	-	-	$ (748,886.00)	$ (1,039,225.00)	$ (290,339.00)				$ (709,881.00)	$ (998,005.00)	$ (288,124.00)	NO	YES	Budget Reorganization
GFS	DPW	207990	DPW Operations	229397	DPW Street Environment Svcs	207956	DPW SES Budgetary	10000	GF Annual Account Ctrl	10034422	PW Operating	1	PW Operating	20680	PW SES - Street Env Services	513Origin	514010		851	Gross Expenditures	6210_C	Street Inspector	Z1	021 - LOCAL 21, PROFESSIONAL AND TECHNICAL ENG	C	A	S	1134249	-	-	-	$ -	$ 6,084.00	$ 6,084.00	-	-	-	$ -	$ 6,387.00	$ 6,387.00	NO	YES	Position substituted to reflect new needs
GFS	DPW	207990	DPW Operations	229397	DPW Street Environment Svcs	207956	DPW SES Budgetary	10000	GF Annual Account Ctrl	10034422	PW Operating	1	PW Operating	20680	PW SES - Street Env Services	513Origin	514010		851	Gross Expenditures	7514_C	General Laborer	Z61	Z61 - LOCAL 261, LABORERS INTERNATIONAL	C	A	S	1134249	-	-	-	$ -	$ 4,858.00	$ 4,858.00	-	-	-	$ -	$ 5,101.00	$ 5,101.00	NO	YES	Position substituted to reflect new needs
GFS	DPW	207990	DPW Operations	229397	DPW Street Environment Svcs	207956	DPW SES Budgetary	10000	GF Annual Account Ctrl	10034422	PW Operating	1	PW Operating	20680	PW SES - Street Env Services	513Origin	514020		851	Gross Expenditures	9991M_Z	One Day Adjustment - Misc	BZM	Special Class Pro-rated Misc	C	A	S	1134249	-	-	-	$ -	$ 5.00	$ 5.00	-	-	-	$ -	$ 5.00	$ 5.00	NO	YES	System Entry
GFS	DPW	207990	DPW Operations	229397	DPW Street Environment Svcs	207956	DPW SES Budgetary	10000	GF Annual Account Ctrl	10034422	PW Operating	1	PW Operating	20680	PW SES - Street Env Services	513Origin	514010		851	Gross Expenditures	9991M_Z	One Day Adjustment - Misc	BZM	Special Class Pro-rated Misc	Z	A			-	-	-	$ (1,137.00)	$ (1,584.00)	$ (447.00)				$ (1,193.00)	$ (1,629.00)	$ (436.00)	NO	YES	System Entry
GFS	DPW	207990	DPW Operations	229397	DPW Street Environment Svcs	207956	DPW SES Budgetary	10000	GF Annual Account Ctrl	10034422	PW Operating	1	PW Operating	20680	PW SES - Street Env Services	513Origin	514010		851	Gross Expenditures	9993M_Z	Attrition Savings - Miscellaneous	BZM	BZM - Special Class Pro-rated Misc	Z	A			-	-	-	$ (80,822.00)	$ (115,307.00)	$ (34,485.00)				$ (84,816.00)	$ (118,440.00)	$ (33,624.00)	NO	YES	Reflects projected vacancies
GFS	DPW	207990	DPW Operations	229397	DPW Street Environment Svcs	207956	DPW SES Budgetary	10000	GF Annual Account Ctrl	10034422	PW Operating	1	PW Operating	20680	PW SES - Street Env Services	513Origin	514010		851	Gross Expenditures	9996M_Z	Estimated Project Funding - Misc	BZM	BZM - Special Class Pro-rated Misc	Z	A			-	-	-	$ (210,832.00)	$ (292,571.00)	$ (81,739.00)				$ (221,301.00)	$ (311,122.00)	$ (89,821.00)	NO	YES	Budget Reorganization
GFS	DPW	207990	DPW Operations	229397	DPW Street Environment Svcs	207956	DPW SES Budgetary	10000	GF Annual Account Ctrl	10034422	PW Operating	1	PW Operating	20680	PW SES - Street Env Services	513Origin	514010		851	Gross Expenditures	TEMPM_E	Temporary - Miscellaneous	BEM	BEM - Special Class Exempt Misc	E	A			-	-	-	$ 164,026.00	$ 162,499.00	$ (1,527.00)				$ 164,026.00	$ 162,448.00	$ (1,578.00)	NO	YES	Reflects projected need for temporary labor
GFS	DPW	207990	DPW Operations	229397	DPW Street Environment Svcs	207956	DPW SES Budgetary	10000	GF Annual Account Ctrl	10034422	PW Operating	1	PW Operating	20680	PW SES - Street Env Services	513Origin	514020		851	Gross Expenditures	6210_C	Street Inspector	Z1	021 - LOCAL 21, PROFESSIONAL AND TECHNICAL ENG	C	A	S	1134249	-	-	-	$ -	$ 1,422.00	$ 1,422.00	-	-	-	$ -	$ 1,494.00	$ 1,494.00	NO	YES	Position substituted to reflect new needs
GFS	DPW	207990	DPW Operations	229397	DPW Street Environment Svcs	207956	DPW SES Budgetary	10000	GF Annual Account Ctrl	10034422	PW Operating	1	PW Operating	20680	PW SES - Street Env Services	513Origin	514020		851	Gross Expenditures	7514_C	General Laborer	Z61	Z61 - LOCAL 261, LABORERS INTERNATIONAL	C	A	S	1134249	-	-	-	$ -	$ (1,137.00)	$ (1,137.00)	-	-	-	$ -	$ (1,193.00)	$ (1,193.00)	NO	YES	Position substituted to reflect new needs
GFS	DPW	207990	DPW Operations	229397	DPW Street Environment Svcs	207956	DPW SES Budgetary	10000	GF Annual Account Ctrl	10034422	PW Operating	1	PW Operating	20680	PW SES - Street Env Services	513Origin	514020		851	Gross Expenditures	9991M_Z	One Day Adjustment - Misc	BZM	Special Class Pro-rated Misc	C	A	S	1134249	-	-	-	$ -	$ 2.00	$ 2.00	-	-	-	$ -	$ 1.00	$ 1.00	NO	YES	System Entry
GFS	DPW	207990	DPW Operations	229397	DPW Street Environment Svcs	207956	DPW SES Budgetary	10000	GF Annual Account Ctrl	10034422	PW Operating	1	PW Operating	20680	PW SES - Street Env Services	513Origin	514020		851	Gross Expenditures	9991M_Z	One Day Adjustment - Misc	BZM	Special Class Pro-rated Misc	Z	A			-	-	-	$ (267.00)	$ (372.00)	$ (105.00)				$ (280.00)	$ (383.00)	$ (103.00)	NO	YES	System Entry
GFS	DPW	207990	DPW Operations	229397	DPW Street Environment Svcs	207956	DPW SES Budgetary	10000	GF Annual Account Ctrl	10034422	PW Operating	1	PW Operating	20680	PW SES - Street Env Services	513Origin	514020		851	Gross Expenditures	9993M_Z	Attrition Savings - Miscellaneous	BZM	BZM - Special Class Pro-rated Misc	Z	A			-	-	-	$ (18,947.00)	$ (27,031.00)	$ (8,084.00)				$ (19,892.00)	$ (25,426.00)	$ (5,534.00)	NO	YES	Reflects projected vacancies
GFS	DPW	207990	DPW Operations	229397	DPW Street Environment Svcs	207956	DPW SES Budgetary	10000	GF Annual Account Ctrl	10034422	PW Operating	1	PW Operating	20680	PW SES - Street Env Services	513Origin	514020		851	Gross Expenditures	9996M_Z	Estimated Project Funding - Misc	BZM	BZM - Special Class Pro-rated Misc	Z	A			-	-	-	$ (49,425.00)	$ (68,586.00)	$ (19,161.00)				$ (51,891.00)	$ (72,953.00)	$ (21,062.00)	NO	YES	Budget Reorganization
GFS	DPW	207990	DPW Operations	229397	DPW Street Environment Svcs	207956	DPW SES Budgetary	10000	GF Annual Account Ctrl	10034422	PW Operating	1	PW Operating	20680	PW SES - Street Env Services	513Origin	514020		851	Gross Expenditures	TEMPM_E	Temporary - Miscellaneous	BEM	BEM - Special Class Exempt Misc	E	A			-	-	-	$ 38,361.00	$ 38,004.00	$ (357.00)				$ 38,361.00	$ 37,992.00	$ (369.00)	NO	YES	Reflects projected need for temporary labor
GFS	DPW	207990	DPW Operations	229397	DPW Street Environment Svcs	207956	DPW SES Budgetary	10000	GF Annual Account Ctrl	10034422	PW Operating	1	PW Operating	20680	PW SES - Street Env Services	513Origin	515010		851	Gross Expenditures	6210_C	Street Inspector	Z1	021 - LOCAL 21, PROFESSIONAL AND TECHNICAL ENG	C	A	S	1134249	-	-	-	$ -	$ 3,952.00	$ 3,952.00	-	-	-	$ -	$ 4,189.00	$ 4,189.00	NO	YES	Position substituted to reflect new needs
GFS	DPW	207990	DPW Operations	229397	DPW Street Environment Svcs	207956	DPW SES Budgetary	10000	GF Annual Account Ctrl	10034422	PW Operating	1	PW Operating	20680	PW SES - Street Env Services	513Origin	515010		851	Gross Expenditures	7514_C	General Laborer	Z61	Z61 - LOCAL 261, LABORERS INTERNATIONAL	C	A	S	1134249	-	-	-	$ -	$ (3,972.00)	$ (3,972.00)	-	-	-	$ -	$ (4,210.00)	$ (4,210.00)	NO	YES	Position substituted to reflect new needs
GFS	DPW	207990	DPW Operations	229397	DPW Street Environment Svcs	207956	DPW SES Budgetary	10000	GF Annual Account Ctrl	10034422	PW Operating	1	PW Operating	20680	PW SES - Street Env Services	513Origin	515020		851	Gross Expenditures	9993M_Z	Attrition Savings - Miscellaneous	BZM	BZM - Special Class Pro-rated Misc	Z	A			-	-	-	$ (60,230.00)	$ (85,942.00)	$ (25,712.00)				$ (63,641.00)	$ (81,635.00)	$ (17,794.00)	NO	YES	Reflects projected vacancies
GFS	DPW	207990	DPW Operations	229397	DPW Street Environment Svcs	207956	DPW SES Budgetary	10000	GF Annual Account Ctrl	10034422	PW Operating	1	PW Operating	20680	PW SES - Street Env Services	513Origin	515710		851	Gross Expenditures	6210_C	Street Inspector	Z1	021 - LOCAL 21, PROFESSIONAL AND TECHNICAL ENG	C	A	S	1134249	-	-	-	$ -	$ 11,307.00	$ 11,307.00	-	-	-	$ -	$ 11,985.00	$ 11,985.00	NO	YES	Position substituted to reflect new needs
GFS	DPW	207990	DPW Operations	229397	DPW Street Environment Svcs	207956	DPW SES Budgetary	10000	GF Annual Account Ctrl	10034422	PW Operating	1	PW Operating	20680	PW SES - Street Env Services	513Origin	515710		851	Gross Expenditures	7514_C	General Laborer	Z61	Z61 - LOCAL 261, LABORERS INTERNATIONAL	C	A	S	1134249	-	-	-	$ -	$ (10,581.00)	$ (10,581.00)	-	-	-	$ -	$ (11,216.00)	$ (11,216.00)	NO	YES	Position substituted to reflect new needs
GFS	DPW	207990	DPW Operations	229397	DPW Street Environment Svcs	207956	DPW SES Budgetary	10000	GF Annual Account Ctrl	10034422	PW Operating	1	PW Operating	20680	PW SES - Street Env Services	513Origin	515710		851	Gross Expenditures	9993M_Z	Attrition Savings - Miscellaneous	BZM	BZM - Special Class Pro-rated Misc	Z	A			-	-	-	$ (166,080.00)	$ (236,979.00)	$ (70,899.00)				$ (176,047.00)	$ (225,115.00)	$ (49,068.00)	NO	YES	Reflects projected vacancies
GFS	DPW	207990	DPW Operations	229397	DPW Street Environment Svcs	207956	DPW SES Budgetary	10000	GF Annual Account Ctrl	10034422	PW Operating	1	PW Operating	20680	PW SES - Street Env Services	513Origin	516010		851	Gross Expenditures	6210_C	Street Inspector	Z1	021 - LOCAL 21, PROFESSIONAL AND TECHNICAL ENG	C	A	S	1134249	-	-	-	$ -	$ 1,250.00	$ 1,250.00	-	-	-	$ -	$ 1,300.00	$ 1,300.00	NO	YES	Position substituted to reflect new needs
GFS	DPW	207990	DPW Operations	229397	DPW Street Environment Svcs	207956	DPW SES Budgetary	10000	GF Annual Account Ctrl	10034422	PW Operating	1	PW Operating	20680	PW SES - Street Env Services	513Origin	516010		851	Gross Expenditures	7514_C	General Laborer	Z61	Z61 - LOCAL 261, LABORERS INTERNATIONAL	C	A	S	1134249	-	-	-	$ -	$ (1,190.00)	$ (1,190.00)	-	-	-	$ -	$ (1,237.00)	$ (1,237.00)	NO	YES	Position substituted to reflect new needs
GFS	DPW	207990	DPW Operations	229397	DPW Street Environment Svcs	207956	DPW SES Budgetary	10000	GF Annual Account Ctrl	10034422	PW Operating	1	PW Operating	20680	PW SES - Street Env Services	513Origin	516010		851	Gross Expenditures	9993M_Z	Attrition Savings - Miscellaneous	BZM	BZM - Special Class Pro-rated Misc	Z	A			-	-	-	$ (18,536.00)	$ (26,449.00)	$ (7,913.00)				$ (19,270.00)	$ (24,641.00)	$ (5,371.00)	NO	YES	Reflects projected vacancies
GFS	DPW	207990	DPW Operations	229397	DPW Street Environment Svcs	207956	DPW SES Budgetary	10000	GF Annual Account Ctrl	10034422	PW Operating	1	PW Operating	20680	PW SES - Street Env Services	513Origin	517010		851	Gross Expenditures	6210_C	Street Inspector	Z1	021 - LOCAL 21, PROFESSIONAL AND TECHNICAL ENG	C	A	S	1134249	-	-	-	$ -	$ 99.00	$ 99.00	-	-	-	$ -	$ 103.00	$ 103.00	NO	YES	Position substituted to reflect new needs
GFS	DPW	207990	DPW Operations	229397	DPW Street Environment Svcs	207956	DPW SES Budgetary	10000	GF Annual Account Ctrl	10034422	PW Operating	1	PW Operating	20680	PW SES - Street Env Services	513Origin	517010		851	Gross Expenditures	7514_C	General Laborer	Z61	Z61 - LOCAL 261, LABORERS INTERNATIONAL	C	A	S	1134249	-	-	-	$ -	$ (79.00)	$ (79.00)	-	-	-	$ -	$ (83.00)	$ (83.00)	NO	YES	Position substituted to reflect new needs
GFS	DPW	207990	DPW Operations	229397	DPW Street Environment Svcs	207956	DPW SES Budgetary	10000	GF Annual Account Ctrl	10034422	PW Operating	1	PW Operating	20680	PW SES - Street Env Services	513Origin	517010		851	Gross Expenditures	9991M_Z	One Day Adjustment - Misc	BZM	Special Class Pro-rated Misc	Z	A			-	-	-	$ (16.00)	$ (25.00)	$ (7.00)				$ (19.00)	$ (26.00)	$ (7.00)	NO	YES	System Entry
GFS	DPW	207990	DPW Operations	229397	DPW Street Environment Svcs	207956	DPW SES Budgetary	10000	GF Annual Account Ctrl	10034422	PW Operating	1	PW Operating	20680	PW SES - Street Env Services	513Origin	517010		851	Gross Expenditures	9993M_Z	Attrition Savings - Miscellaneous	BZM	BZM - Special Class Pro-rated Misc	Z	A			-	-	-	$ (1,307.00)	$ (1,865.00)	$ (558.00)				$ (1,372.00)	$ (1,755.00)	$ (383.00)	NO	YES	Reflects projected vacancies
GFS	DPW	207990	DPW Operations	229397	DPW Street Environment Svcs	207956	DPW SES Budgetary	10000	GF Annual Account Ctrl	10034422	PW Operating	1	PW Operating	20680	PW SES - Street Env Services	513Origin	517010		851	Gross Expenditures	9996M_Z	Estimated Project Funding - Misc	BZM	BZM - Special Class Pro-rated Misc	Z	A			-	-	-	$ (3,409.00)	$ (4,731.00)	$ (1,322.00)				$ (3,578.00)	$ (5,030.00)	$ (1,452.00)	NO	YES	Budget Reorganization
GFS	DPW	207990	DPW Operations	229397	DPW Street Environment Svcs	207956	DPW SES Budgetary	10000	GF Annual Account Ctrl	10034422	PW Operating	1	PW Operating	20680	PW SES - Street Env Services	513Origin	517010		851	Gross Expenditures	TEMPM_E	Temporary - Miscellaneous	BEM	BEM - Special Class Exempt Misc	E	A			-	-	-	$ 2,646.00	$ 2,621.00	$ (25.00)				$ 2,646.00	$ 2,621.00	$ (25.00)	NO	YES	Reflects projected need for temporary labor
GFS	DPW	207990	DPW Operations	229397	DPW Street Environment Svcs	207956	DPW SES Budgetary	10000	GF Annual Account Ctrl	10034422	PW Operating	1	PW Operating	20680	PW SES - Street Env Services	513Origin	519110		851	Gross Expenditures	9993M_Z	Attrition Savings - Miscellaneous	BZM	BZM - Special Class Pro-rated Misc	Z	A			-	-	-	$ (983.00)	$ (1,403.00)	$ (420.00)				$ (1,042.00)	$ (1,333.00)	$ (291.00)	NO	YES	Reflects projected vacancies
GFS	DPW	207990	DPW Operations	229397	DPW Street Environment Svcs	207956	DPW SES Budgetary	10000	GF Annual Account Ctrl	10034422	PW Operating	1	PW Operating	20680	PW SES - Street Env Services	513Origin	519120		851	Gross Expenditures	6210_C	Street Inspector	Z1	021 - LOCAL 21, PROFESSIONAL AND TECHNICAL ENG	C	A	S	1134249	-	-	-	$ -	$ 346.00	$ 346.00	-	-	-	$ -	$ 363.00	$ 363.00	NO	YES	Position substituted to reflect new needs
GFS	DPW	207990	DPW Operations	229397	DPW Street Environment Svcs	207956	DPW SES Budgetary	10000	GF Annual Account Ctrl	10034422	PW Operating	1	PW Operating	20680	PW SES - Street Env Services	513Origin	519120		851	Gross Expenditures	7514_C	General Laborer	Z61	Z61 - LOCAL 261, LABORERS INTERNATIONAL	C	A	S	1134249	-	-	-	$ -	$ (307.00)	$ (307.00)	-	-	-	$ -	$ (322.00)	$ (322.00)	NO	YES	Position substituted to reflect new needs
GFS	DPW	207990	DPW Operations	229397	DPW Street Environment Svcs	207956	DPW SES Budgetary	10000	GF Annual Account Ctrl	10034422	PW Operating	1	PW Operating	20680	PW SES - Street Env Services	513Origin	519120		851	Gross Expenditures	9991M_Z	One Day Adjustment - Misc	BZM	Special Class Pro-rated Misc	Z	A			-	-	-	$ (70.00)	$ (97.00)	$ (27.00)				$ (74.00)	$ (101.00)	$ (27.00)	NO	YES	System Entry
GFS	DPW	207990	DPW Operations	229397	DPW Street Environment Svcs	207956	DPW SES Budgetary	10000	GF Annual Account Ctrl	10034422	PW Operating	1	PW Operating	20680	PW SES - Street Env Services	513Origin	519120		851	Gross Expenditures	9993M_Z	Attrition Savings - Miscellaneous	BZM	BZM - Special Class Pro-rated Misc	Z	A			-	-	-	$ (4,987.00)	$ (7,115.00)	$ (2,128.00)				$ (5,236.00)	$ (6,693.00)	$ (1,457.00)	NO	YES	Reflects projected vacancies
GFS	DPW	207990	DPW Operations	229397	DPW Street Environment Svcs	207956	DPW SES Budgetary	10000	GF Annual Account Ctrl	10034422	PW Operating	1	PW Operating	20680	PW SES - Street Env Services	513Origin	519220		851	Gross Expenditures	9996M_Z	Estimated Project Funding - Misc	BZM	BZM - Special Class Pro-rated Misc	Z	A			-	-	-	$ (13,009.00)	$ (18,053.00)	$ (5,044.00)				$ (13,658.00)	$ (19,202.00)	$ (5,544.00)	NO	YES	Budget Reorganization
GFS	DPW	207990	DPW Operations	229397	DPW Street Environment Svcs	207956	DPW SES Budgetary	10040	GF PW

GFS Type	Dept	Dept Division	Division Description	Dept Section	Section Description	Department ID	Department Description	Fund ID	Fund Title	Project ID	Project Title	Activity ID	Activity Title	Authority ID	Authority Title	Account Lvl 5 Name	Account ID	Agency Use ID	AAO	AAO Title	Class	Job Class Title	Emp Org Code	Emp Org Title	Ret	Status	Action	Ref No.	Start Dept FTE	End Dept FTE	Var Dept FTE	Start Dept Amt	End Dept Amt	Var Dept Amt	Start BY+1 Dept FTE	End BY+1 Dept FTE	Var BY+1 Dept FTE	Start BY+1 Dept Amt	End BY+1 Dept Amt	Var BY+1 Dept Amt	FTE Changes Submitted?	Amount Changes Submitted?	Explanation of FTE and/or Amount Change
GFS	DPW	207990	DPW Operations	229909	DPW Street & Sewer Repair	207958	DPW SSR Budgetary	10040	GF PW Work Order	10016163	PW Work Order	2	PW Work Order Budget	10002	Interdepartmental-Overhead	513DHrge	513010		451	Gross Expenditures	9995M_Z	Estimated Project Funding - Misc	82M	82M - Special Class Pro-rated Misc	Z	A			-	-	-	$ (274,485.00)	$ (406,190.00)	$ (131,705.00)	-	-	-	$ (260,237.00)	$ (386,208.00)	$ (125,971.00)	NO	YES	Budget Reorganization
GFS	DPW	207990	DPW Operations	229909	DPW Street & Sewer Repair	207958	DPW SSR Budgetary	10040	GF PW Work Order	10016163	PW Work Order	2	PW Work Order Budget	10002	Interdepartmental-Overhead	513DHrge	514010		451	Gross Expenditures	9991M_Z	One Day Adjustment - Misc	82M	Special Class Pro-rated Misc	Z	A			-	-	-	$ (454.00)	$ (598.00)	$ (144.00)	-	-	-	$ (476.00)	$ (628.00)	$ (152.00)	NO	YES	System Entry
GFS	DPW	207990	DPW Operations	229909	DPW Street & Sewer Repair	207958	DPW SSR Budgetary	10040	GF PW Work Order	10016163	PW Work Order	2	PW Work Order Budget	10002	Interdepartmental-Overhead	513DHrge	514010		451	Gross Expenditures	9995M_Z	Estimated Project Funding - Misc	82M	82M - Special Class Pro-rated Misc	Z	A			-	-	-	$ (77,748.00)	$ (115,055.00)	$ (37,306.00)	-	-	-	$ (83,630.00)	$ (121,144.00)	$ (39,514.00)	NO	YES	Budget Reorganization
GFS	DPW	207990	DPW Operations	229909	DPW Street & Sewer Repair	207958	DPW SSR Budgetary	10040	GF PW Work Order	10016163	PW Work Order	2	PW Work Order Budget	10002	Interdepartmental-Overhead	513DHrge	514020		451	Gross Expenditures	9991M_Z	One Day Adjustment - Misc	82M	Special Class Pro-rated Misc	Z	A			-	-	-	$ (106.00)	$ (140.00)	$ (34.00)	-	-	-	$ (111.00)	$ (147.00)	$ (36.00)	NO	YES	System Entry
GFS	DPW	207990	DPW Operations	229909	DPW Street & Sewer Repair	207958	DPW SSR Budgetary	10040	GF PW Work Order	10016163	PW Work Order	2	PW Work Order Budget	10002	Interdepartmental-Overhead	513DHrge	514020		451	Gross Expenditures	9995M_Z	Estimated Project Funding - Misc	82M	82M - Special Class Pro-rated Misc	Z	A			-	-	-	$ (18,183.00)	$ (26,907.00)	$ (8,724.00)	-	-	-	$ (19,091.00)	$ (28,332.05)	$ (9,241.00)	NO	YES	Budget Reorganization
GFS	DPW	207990	DPW Operations	229909	DPW Street & Sewer Repair	207958	DPW SSR Budgetary	10040	GF PW Work Order	10016163	PW Work Order	2	PW Work Order Budget	10002	Interdepartmental-Overhead	513DHrge	517010		451	Gross Expenditures	9991M_Z	One Day Adjustment - Misc	82M	Special Class Pro-rated Misc	Z	A			-	-	-	$ (7.00)	$ (9.00)	$ (2.00)	-	-	-	$ (7.00)	$ (9.00)	$ (2.00)	NO	YES	System Entry
GFS	DPW	207990	DPW Operations	229909	DPW Street & Sewer Repair	207958	DPW SSR Budgetary	10040	GF PW Work Order	10016163	PW Work Order	2	PW Work Order Budget	10002	Interdepartmental-Overhead	513DHrge	517020		451	Gross Expenditures	9995M_Z	Estimated Project Funding - Misc	82M	82M - Special Class Pro-rated Misc	Z	A			-	-	-	$ (1,254.00)	$ (1,816.00)	$ (602.00)	-	-	-	$ (1,317.00)	$ (1,955.00)	$ (638.00)	NO	YES	Budget Reorganization
GFS	DPW	207990	DPW Operations	229909	DPW Street & Sewer Repair	207958	DPW SSR Budgetary	10040	GF PW Work Order	10016163	PW Work Order	2	PW Work Order Budget	10002	Interdepartmental-Overhead	513DHrge	519120		451	Gross Expenditures	9991M_Z	One Day Adjustment - Misc	82M	Special Class Pro-rated Misc	Z	A			-	-	-	$ (22.00)	$ (29.00)	$ (7.00)	-	-	-	$ (24.00)	$ (32.00)	$ (8.00)	NO	YES	System Entry
GFS	DPW	207990	DPW Operations	229909	DPW Street & Sewer Repair	207958	DPW SSR Budgetary	10040	GF PW Work Order	10016163	PW Work Order	2	PW Work Order Budget	10002	Interdepartmental-Overhead	513DHrge	519120		451	Gross Expenditures	9995M_Z	Estimated Project Funding - Misc	82M	82M - Special Class Pro-rated Misc	Z	A			-	-	-	$ (3,966.00)	$ (5,869.00)	$ (1,903.00)	-	-	-	$ (4,164.00)	$ (6,160.05)	$ (2,016.00)	NO	YES	Budget Reorganization
GFS	DPW	207990	DPW Operations	246642	DPW Urban Forestry	207959	DPW BUF Budgetary	10040	GF PW Work Order	10016163	PW Work Order	2	PW Work Order Budget	10002	Interdepartmental-Overhead	501Salary	501010		451	Gross Expenditures	9991M_Z	One Day Adjustment - Misc	82M	Special Class Pro-rated Misc	Z	A			-	-	-	$ (5,758.00)	$ (7,188.00)	$ (1,428.00)	-	-	-	$ (6,047.00)	$ (7,560.00)	$ (1,513.00)	NO	YES	System Entry
GFS	DPW	207990	DPW Operations	246642	DPW Urban Forestry	207959	DPW BUF Budgetary	10040	GF PW Work Order	10016163	PW Work Order	2	PW Work Order Budget	10002	Interdepartmental-Overhead	513DHrge	513010		451	Gross Expenditures	9995M_Z	Estimated Project Funding - Misc	82M	82M - Special Class Pro-rated Misc	Z	A			-	-	-	$ (1,266,016.00)	$ (1,667,187.00)	$ (371,171.00)	-	-	-	$ (1,360,705.00)	$ (1,755,495.00)	$ (394,790.00)	NO	YES	Budget Reorganization
GFS	DPW	207990	DPW Operations	246642	DPW Urban Forestry	207959	DPW BUF Budgetary	10040	GF PW Work Order	10016163	PW Work Order	2	PW Work Order Budget	10002	Interdepartmental-Overhead	513DHrge	513010		451	Gross Expenditures	9991M_Z	One Day Adjustment - Misc	82M	Special Class Pro-rated Misc	Z	A			-	-	-	$ (1,261.00)	$ (1,574.00)	$ (313.00)	-	-	-	$ (1,195.05)	$ (1,495.00)	$ (300.00)	NO	YES	System Entry
GFS	DPW	207990	DPW Operations	246642	DPW Urban Forestry	207959	DPW BUF Budgetary	10040	GF PW Work Order	10016163	PW Work Order	2	PW Work Order Budget	10002	Interdepartmental-Overhead	513DHrge	513010		451	Gross Expenditures	9995M_Z	Estimated Project Funding - Misc	82M	82M - Special Class Pro-rated Misc	Z	A			-	-	-	$ (283,656.00)	$ (364,893.00)	$ (81,237.00)	-	-	-	$ (268,931.00)	$ (346,958.00)	$ (78,027.00)	NO	YES	Budget Reorganization
GFS	DPW	207990	DPW Operations	246642	DPW Urban Forestry	207959	DPW BUF Budgetary	10040	GF PW Work Order	10016163	PW Work Order	2	PW Work Order Budget	10002	Interdepartmental-Overhead	513DHrge	514010		451	Gross Expenditures	9991M_Z	One Day Adjustment - Misc	82M	Special Class Pro-rated Misc	Z	A			-	-	-	$ (356.00)	$ (445.00)	$ (89.00)	-	-	-	$ (375.00)	$ (469.00)	$ (94.00)	NO	YES	System Entry
GFS	DPW	207990	DPW Operations	246642	DPW Urban Forestry	207959	DPW BUF Budgetary	10040	GF PW Work Order	10016163	PW Work Order	2	PW Work Order Budget	10002	Interdepartmental-Overhead	513DHrge	514010		451	Gross Expenditures	9995M_Z	Estimated Project Funding - Misc	82M	82M - Special Class Pro-rated Misc	Z	A			-	-	-	$ (80,349.00)	$ (103,360.00)	$ (23,011.00)	-	-	-	$ (84,341.00)	$ (108,811.00)	$ (24,470.00)	NO	YES	Budget Reorganization
GFS	DPW	207990	DPW Operations	246642	DPW Urban Forestry	207959	DPW BUF Budgetary	10040	GF PW Work Order	10016163	PW Work Order	2	PW Work Order Budget	10002	Interdepartmental-Overhead	513DHrge	514020		451	Gross Expenditures	9991M_Z	One Day Adjustment - Misc	82M	Special Class Pro-rated Misc	Z	A			-	-	-	$ (83.00)	$ (104.00)	$ (21.00)	-	-	-	$ (88.00)	$ (110.00)	$ (22.00)	NO	YES	System Entry
GFS	DPW	207990	DPW Operations	246642	DPW Urban Forestry	207959	DPW BUF Budgetary	10040	GF PW Work Order	10016163	PW Work Order	2	PW Work Order Budget	10002	Interdepartmental-Overhead	513DHrge	514020		451	Gross Expenditures	9995M_Z	Estimated Project Funding - Misc	82M	82M - Special Class Pro-rated Misc	Z	A			-	-	-	$ (18,792.00)	$ (24,174.00)	$ (5,382.00)	-	-	-	$ (19,730.00)	$ (25,455.00)	$ (5,725.00)	NO	YES	Budget Reorganization
GFS	DPW	207990	DPW Operations	246642	DPW Urban Forestry	207959	DPW BUF Budgetary	10040	GF PW Work Order	10016163	PW Work Order	2	PW Work Order Budget	10002	Interdepartmental-Overhead	513DHrge	517010		451	Gross Expenditures	9991M_Z	One Day Adjustment - Misc	82M	Special Class Pro-rated Misc	Z	A			-	-	-	$ (6.00)	$ (7.00)	$ (1.00)	-	-	-	$ (6.00)	$ (8.00)	$ (2.00)	NO	YES	System Entry
GFS	DPW	207990	DPW Operations	246642	DPW Urban Forestry	207959	DPW BUF Budgetary	10040	GF PW Work Order	10016163	PW Work Order	2	PW Work Order Budget	10002	Interdepartmental-Overhead	513DHrge	517010		451	Gross Expenditures	9995M_Z	Estimated Project Funding - Misc	82M	82M - Special Class Pro-rated Misc	Z	A			-	-	-	$ (1,296.00)	$ (1,668.00)	$ (372.00)	-	-	-	$ (1,361.00)	$ (1,755.00)	$ (394.00)	NO	YES	Budget Reorganization
GFS	DPW	207990	DPW Operations	246642	DPW Urban Forestry	207959	DPW BUF Budgetary	10040	GF PW Work Order	10016163	PW Work Order	2	PW Work Order Budget	10002	Interdepartmental-Overhead	513DHrge	519120		451	Gross Expenditures	9991M_Z	One Day Adjustment - Misc	82M	Special Class Pro-rated Misc	Z	A			-	-	-	$ (12.00)	$ (14.00)	$ (3.00)	-	-	-	$ (12.00)	$ (17.05)	$ (3.00)	NO	YES	System Entry
GFS	DPW	207990	DPW Operations	246642	DPW Urban Forestry	207959	DPW BUF Budgetary	10040	GF PW Work Order	10016163	PW Work Order	2	PW Work Order Budget	10002	Interdepartmental-Overhead	513DHrge	519120		451	Gross Expenditures	9995M_Z	Estimated Project Funding - Misc	82M	82M - Special Class Pro-rated Misc	Z	A			-	-	-	$ (2,876.00)	$ (3,703.00)	$ (825.00)	-	-	-	$ (3,022.00)	$ (3,899.05)	$ (877.00)	NO	YES	Budget Reorganization
GFS	DPW	229889	DPW Administration	207728	DPW Director's Office	207729	DPW DO Director	10040	GF PW Work Order	10016163	PW Work Order	2	PW Work Order Budget	10002	Interdepartmental-Overhead	501Salary	501010		451	Gross Expenditures	0922_C	Manager I	351	351 - MEA, MUNICIPAL EXECUTIVES ASSOCIATION	C	O	R	1116312	-	(1.00)	(1.00)	$ -	$ -	$ -	-	(1.00)	(1.00)	$ -	$ -	$ -	YES	NO	Position reassigned to reflect organization structure and funding source
GFS	DPW	229889	DPW Administration	207728	DPW Director's Office	207729	DPW DO Director	10040	GF PW Work Order	10016163	PW Work Order	2	PW Work Order Budget	10002	Interdepartmental-Overhead	501Salary	501010		451	Gross Expenditures	1312_C	Public Information Officer	21	021 - LOCAL 21, PROFESSIONAL AND TECHNICAL ENG	C	O	R	1125454	-	(1.00)	(1.00)	$ -	$ -	$ -	-	(1.00)	(1.00)	$ -	$ -	$ -	YES	NO	Position reassigned to reflect organization structure and funding source
GFS	DPW	229889	DPW Administration	207728	DPW Director's Office	207729	DPW DO Director	10040	GF PW Work Order	10016163	PW Work Order	2	PW Work Order Budget	10002	Interdepartmental-Overhead	501Salary	501010		451	Gross Expenditures	1312_C	Public Information Officer	21	021 - LOCAL 21, PROFESSIONAL AND TECHNICAL ENG	C	O	R	1127374	-	(1.00)	(1.00)	$ -	$ -	$ -	-	(1.00)	(1.00)	$ -	$ -	$ -	YES	NO	Position reassigned to reflect organization structure and funding source
GFS	DPW	229889	DPW Administration	207728	DPW Director's Office	207729	DPW DO Director	10040	GF PW Work Order	10016163	PW Work Order	2	PW Work Order Budget	10002	Interdepartmental-Overhead	501Salary	501010		451	Gross Expenditures	1313_C	Public Information Officer	21	021 - LOCAL 21, PROFESSIONAL AND TECHNICAL ENG	C	O	R	1134134	-	(1.00)	(1.00)	$ -	$ -	$ -	-	(1.00)	(1.00)	$ -	$ -	$ -	YES	NO	Position reassigned to reflect organization structure and funding source
GFS	DPW	229889	DPW Administration	207728	DPW Director's Office	207729	DPW DO Director	10040	GF PW Work Order	10016163	PW Work Order	2	PW Work Order Budget	10002	Interdepartmental-Overhead	501Salary	501010		451	Gross Expenditures	1314_C	Public Relations Officer	21	021 - LOCAL 21, PROFESSIONAL AND TECHNICAL ENG	C	O	R	1097055	-	(1.00)	(1.00)	$ -	$ -	$ -	-	(1.00)	(1.00)	$ -	$ -	$ -	YES	NO	Position reassigned to reflect organization structure and funding source
GFS	DPW	229889	DPW Administration	207728	DPW Director's Office	207729	DPW DO Director	10040	GF PW Work Order	10016163	PW Work Order	2	PW Work Order Budget	10002	Interdepartmental-Overhead	501Salary	501010		451	Gross Expenditures	1314_C	Public Relations Officer	21	021 - LOCAL 21, PROFESSIONAL AND TECHNICAL ENG	C	O	R	1134125	-	(1.00)	(1.00)	$ -	$ -	$ -	-	(1.00)	(1.00)	$ -	$ -	$ -	YES	NO	Position reassigned to reflect organization structure and funding source
Self Supporting	DPW	207988	DPW Infrastructure	229863	DPW Infrastcr Design & Const	207954	DPW IOC Budgetary	13920	SR PW-Overhead	10029981	PW-Overhead	2	PW-Bureau Overhead	20678	PW IOC - Infra Dsgn & Const	501Salary	501010		451	Gross Expenditures	0942_C	Manager VII	351	351 - MEA, MUNICIPAL EXECUTIVES ASSOCIATION	C	A	S	1102951	-	1.00	1.00	$ -	$ 223,826.00	$ 223,826.00	-	1.00	1.00	$ -	$ 234,938.00	$ 234,938.00	YES	YES	Position substituted to reflect new needs
Self Supporting	DPW	207988	DPW Infrastructure	229863	DPW Infrastcr Design & Const	207954	DPW IOC Budgetary	13920	SR PW-Overhead	10029981	PW-Overhead	2	PW-Bureau Overhead	20678	PW IOC - Infra Dsgn & Const	501Salary	501010		451	Gross Expenditures	1404_C	Clerk	790	790 - LOCAL 790, SEIU	C	A	R	1138026	-	(1.00)	(1.00)	$ -	$ (66,385.00)	$ (66,385.00)	-	(1.00)	(1.00)	$ -	$ (69,698.00)	$ (69,698.00)	YES	YES	Position substituted to reflect new needs
Self Supporting	DPW	207988	DPW Infrastructure	229863	DPW Infrastcr Design & Const	207954	DPW IOC Budgetary	13920	SR PW-Overhead	10029981	PW-Overhead	2	PW-Bureau Overhead	20678	PW IOC - Infra Dsgn & Const	501Salary	501010		451	Gross Expenditures	1408_C	Principal Clerk	790	790 - LOCAL 790, SEIU	C	A	R	1096434	-	1.00	1.00	$ -	$ 90,924.00	$ 90,924.00	-	1.00	1.00	$ -	$ 95,463.00	$ 95,463.00	YES	YES	Position substituted to reflect new needs
Self Supporting	DPW	207988	DPW Infrastructure	229863	DPW Infrastcr Design & Const	207954	DPW IOC Budgetary	13920	SR PW-Overhead	10029981	PW-Overhead	2	PW-Bureau Overhead	20678	PW IOC - Infra Dsgn & Const	501Salary	501010		451	Gross Expenditures	1820_C	Junior Administrative Analyst	790	790 - LOCAL 790, SEIU	C	A	R	1027673	-	1.00	1.00	$ -	$ 81,676.00	$ 81,676.00	-	1.00	1.00	$ -	$ 85,753.00	$ 85,753.00	YES	YES	Position substituted to reflect new needs
Self Supporting	DPW	207988	DPW Infrastructure	229863	DPW Infrastcr Design & Const	207954	DPW IOC Budgetary	13920	SR PW-Overhead	10029981	PW-Overhead	2	PW-Bureau Overhead	20678	PW IOC - Infra Dsgn & Const	501Salary	501010		451	Gross Expenditures	1820_C	Junior Administrative Analyst	790	790 - LOCAL 790, SEIU	C	A	S	1128025	-	1.00	1.00	$ -	$ 81,676.00	$ 81,676.00	-	1.00	1.00	$ -	$ 85,753.00	$ 85,753.00	YES	YES	Position substituted to reflect new needs
Self Supporting	DPW	207988	DPW Infrastructure	229863	DPW Infrastcr Design & Const	207954	DPW IOC Budgetary	13920	SR PW-Overhead	10029981	PW-Overhead	2	PW-Bureau Overhead	20678	PW IOC - Infra Dsgn & Const	501Salary	501010		451	Gross Expenditures	1823_C	Senior Administrative Analyst	21	021 - LOCAL 21, PROFESSIONAL AND TECHNICAL ENG	C	A	R	1140381	-	(1.00)	(1.00)	$ -	$ (125,163.00)	$ (125,163.00)	-	(1.00)	(1.00)	$ -	$ (131,410.00)	$ (131,410.00)	YES	YES	Position substituted to reflect new needs
Self Supporting	DPW	207988	DPW Infrastructure	229863	DPW Infrastcr Design & Const	207954	DPW IOC Budgetary	13920	SR PW-Overhead	10029981	PW-Overhead	2	PW-Bureau Overhead	20678	PW IOC - Infra Dsgn & Const	501Salary	501010		451	Gross Expenditures	1840_C	Junior Management Assistant	790	790 - LOCAL 790, SEIU	C	A	S	1128025	-	(1.00)	(1.00)	$ -	$ (87,082.00)	$ (87,082.00)	-	(1.00)	(1.00)	$ -	$ (91,428.00)	$ (91,428.00)	YES	YES	Position substituted to reflect new needs
Self Supporting	DPW	207988	DPW Infrastructure	229863	DPW Infrastcr Design & Const	207954	DPW IOC Budgetary	13920	SR PW-Overhead	10029981	PW-Overhead	2	PW-Bureau Overhead	20678	PW IOC - Infra Dsgn & Const	501Salary	501010		451	Gross Expenditures	1842_C	Management Assistant	790	790 - LOCAL 790, SEIU	C	A	R	1120545	-	1.00	1.00	$ -	$ 98,848.00	$ 98,848.00	-	1.00	1.00	$ -	$ 103,782.00	$ 103,782.00	YES	YES	Position substituted to reflect new needs
Self Supporting	DPW	207988	DPW Infrastructure	229863	DPW Infrastcr Design & Const	207954	DPW IOC Budgetary	13920	SR PW-Overhead	10029981	PW-Overhead	2	PW-Bureau Overhead	20678	PW IOC - Infra Dsgn & Const	501Salary	501010		451	Gross Expenditures	5207_C	Associate Engineer	21	021 - LOCAL 21, PROFESSIONAL AND TECHNICAL ENG	C	A	R	1118063	-	(1.00)	(1.00)	$ -	$ (146,417.00)	$ (146,417.00)	-	(1.00)	(1.00)	$ -	$ (153,735.00)	$ (153,735.00)	YES	YES	Position substituted to reflect new needs
Self Supporting	DPW	207988	DPW Infrastructure	229863	DPW Infrastcr Design & Const	207954	DPW IOC Budgetary	13920	SR PW-Overhead	10029981	PW-Overhead	2	PW-Bureau Overhead	20678	PW IOC - Infra Dsgn & Const	501Salary	501010		451	Gross Expenditures	5211_C	Engineer/Architect/Landscape Architect Senior	21	021 - LOCAL 21, PROFESSIONAL AND TECHNICAL ENG	C	A	R	1102952	-	1.00	1.00	$ -	$ 196,212.00	$ 196,212.00	-	1.00	1.00	$ -	$ 206,006.00	$ 206,006.00	YES	YES	Position substituted to reflect new needs
Self Supporting	DPW	207988	DPW Infrastructure	229863	DPW Infrastcr Design & Const	207954	DPW IOC Budgetary	13920	SR PW-Overhead	10029981	PW-Overhead	2	PW-Bureau Overhead	20678	PW IOC - Infra Dsgn & Const	501Salary	501010		451	Gross Expenditures	5211_C	Engineer/Architect/Landscape Architect Senior	21	021 - LOCAL 21, PROFESSIONAL AND TECHNICAL ENG	C	A	S	1102952	-	(1.00)	(1.00)	$ -	$ (196,212.00)	$ (196,212.00)	-	(1.00)	(1.00)	$ -	$ (206,006.00)	$ (206,006.00)	YES	YES	Position substituted to reflect new needs
Self Supporting	DPW	207988	DPW Infrastructure	229863	DPW Infrastcr Design & Const	207954	DPW IOC Budgetary	13920	SR PW-Overhead	10029981	PW-Overhead	2	PW-Bureau Overhead	20678	PW IOC - Infra Dsgn & Const	501Salary	501010		451	Gross Expenditures	5212_C	Engineer/Architect Principal	21	021 - LOCAL 21, PROFESSIONAL AND TECHNICAL ENG	C	A	R	1068713	-	1.00	1.00	$ -	$ 244,321.00	$ 244,321.00	-	1.00	1.00	$ -	$ 257,145.00	$ 257,145.00	YES	YES	Position substituted to reflect new needs
Self Supporting	DPW	207988	DPW Infrastructure	229863	DPW Infrastcr Design & Const	207954	DPW IOC Budgetary	13920	SR PW-Overhead	10029981	PW-Overhead	2	PW-Bureau Overhead	20678	PW IOC - Infra Dsgn & Const	501Salary	501010		451	Gross Expenditures	9991M_Z	One Day Adjustment - Misc	82M	Special Class Pro-rated Misc	C	A	R	1027673	-	-	-	$ -	$ 319.00	$ 319.00	-	-	-	$ -	$ 330.00	$ 330.00	NO	YES	System Entry
Self Supporting	DPW	207988	DPW Infrastructure	229863	DPW Infrastcr Design & Const	207954	DPW IOC Budgetary	13920	SR PW-Overhead	10029981	PW-Overhead	2	PW-Bureau Overhead	20678	PW IOC - Infra Dsgn & Const	501Salary	501010		451	Gross Expenditures	9991M_Z	One Day Adjustment - Misc	82M	Special Class Pro-rated Misc	C	A	R	1068713	-	-	-	$ -	$ 956.00	$ 956.00	-	-	-	$ -	$ 989.00	$ 989.00	NO	YES	System Entry
Self Supporting	DPW	207988	DPW Infrastructure	229863	DPW Infrastcr Design & Const	207954	DPW IOC Budgetary	13920	SR PW-Overhead	10029981	PW-Overhead	2	PW-Bureau Overhead	20678	PW IOC - Infra Dsgn & Const	501Salary	501010		451	Gross Expenditures	9991M_Z	One Day Adjustment - Misc	82M	Special Class Pro-rated Misc	C	A	R	1096434	-	-	-	$ -	$ 355.00	$ 355.00	-	-	-	$ -	$ 367.00	$ 367.00	NO	YES	System Entry
Self Supporting	DPW	207988	DPW Infrastructure	229863	DPW Infrastcr Design & Const	207954	DPW IOC Budgetary	13920	SR PW-Overhead	10029981	PW-Overhead	2	PW-Bureau Overhead	20678	PW IOC - Infra Dsgn & Const	501Salary	501010		451	Gross Expenditures	9991M_Z	One Day Adjustment - Misc	82M	Special Class Pro-rated Misc	C	A	R	1102952	-	-	-	$ -	$ 766.00	$ 766.00	-	-	-	$ -	$ 792.00	$ 792.00	NO	YES	System Entry
Self Supporting	DPW	207988	DPW Infrastructure	229863	DPW Infrastcr Design & Const	207954	DPW IOC Budgetary	13920	SR PW-Overhead	10029981	PW-Overhead	2	PW-Bureau Overhead	20678	PW IOC - Infra Dsgn & Const	501Salary	501010		451	Gross Expenditures	9991M_Z	One Day Adjustment - Misc	82M	Special Class Pro-rated Misc	C	A	R	1118063	-	-	-	$ -	$ (572.00)	$ (572.00)	-	-	-	$ -	$ (591.00)	$ (591.00)	NO	YES	System Entry
Self Supporting	DPW	207988	DPW Infrastructure	229863	DPW Infrastcr Design & Const	207954	DPW IOC Budgetary	13920	SR PW-Overhead	10029981	PW-Overhead	2	PW-Bureau Overhead	20678	PW IOC - Infra Dsgn & Const	501Salary	501010		451	Gross Expenditures	9991M_Z	One Day Adjustment - Misc	82M	Special Class Pro-rated Misc	C	A	R	1120545	-	-	-	$ -	$ 386.00	$ 386.00	-	-	-	$ -	$ 399.00	$ 399.00	NO	YES	System Entry
Self Supporting	DPW	207988	DPW Infrastructure	229863	DPW Infrastcr Design & Const	207954	DPW IOC Budgetary	13920	SR PW-Overhead	10029981	PW-Overhead	2	PW-Bureau Overhead	20678	PW IOC - Infra Dsgn & Const	501Salary	501010		451	Gross Expenditures	9991M_Z	One Day Adjustment - Misc	82M	Special Class Pro-rated Misc	C	A	R	1128026	-	-	-	$ -	$ (260.00)	$ (260.00)	-	-	-	$ -	$ (268.00)	$ (268.00)	NO	YES	System Entry
Self Supporting	DPW	207988	DPW Infrastructure	229863	DPW Infrastcr Design & Const	207954	DPW IOC Budgetary	13920	SR PW-Overhead	10029981	PW-Overhead	2	PW-Bureau Overhead	20678	PW IOC - Infra Dsgn & Const	501Salary	501010		451	Gross Expenditures	9991M_Z	One Day Adjustment - Misc	82M	Special Class Pro-rated Misc	C	A	R	1140381	-	-	-	$ -	$ (489.00)	$ (489.00)	-	-	-	$ -	$ (506.00)	$ (506.00)	NO	YES	System Entry
Self Supporting	DPW	207988	DPW Infrastructure	229863	DPW Infrastcr Design & Const	207954	DPW IOC Budgetary	13920	SR PW-Overhead	10029981	PW-Overhead	2	PW-Bureau Overhead	20678	PW IOC - Infra Dsgn & Const	501Salary	501010		451	Gross Expenditures	9991M_Z	One Day Adjustment - Misc	82M	Special Class Pro-rated Misc	C	A	S	1102952	-	-	-	$ -	$ 109.00	$ 109.00	-	-	-	$ -	$ 112.00	$ 112.00	NO	YES	System Entry
Self Supporting	DPW	207988	DPW Infrastructure	229863	DPW Infrastcr Design & Const	207954	DPW IOC Budgetary	13920	SR PW-Overhead	10029981	PW-Overhead	2	PW-Bureau Overhead	20678	PW IOC - Infra Dsgn & Const	501Salary	501010		451	Gross Expenditures	9991M_Z	One Day Adjustment - Misc	82M	Special Class Pro-rated Misc	C	A	S	1128025	-	-	-	$ -	$ (22.00)	$ (22.00)	-	-	-	$ -	$ (21.00)	$ (21.00)	NO	YES	System Entry
Self Supporting	DPW	207988	DPW Infrastructure	229863	DPW Infrastcr Design & Const	207954	DPW IOC Budgetary	13920	SR PW-Overhead	10029981	PW-Overhead	2	PW-Bureau Overhead	20678	PW IOC - Infra Dsgn & Const	501Salary	501010		451	Gross Expenditures	9991M_Z	One Day Adjustment - Misc	82M	Special Class Pro-rated Misc	Z	A			-	-	-	$ (5,470.00)	$ (6,371.00)	$ (901.00)	-	-	-	$ (5,743.00)	$ (6,697.05)	$ (954.00)	NO	YES	System Entry
Self Supporting	DPW	207988	DPW Infrastructure	229863	DPW Infrastcr Design & Const	207954	DPW IOC Budgetary	13920	SR PW-Overhead	10029981	PW-Overhead	2	PW-Bureau Overhead	20678	PW IOC - Infra Dsgn & Const	501Salary	501010		451	Gross Expenditures	9995M_Z	Estimated Project Funding - Misc	82M	82M - Special Class Pro-rated Misc	Z	A			-	-	-	$ (782,657.00)	$ (1,016,845.00)	$ (234,188.00)	-	-	-	$ (821,722.00)	$ (1,069,723.00)	$ (248,001.00)	NO	YES	Budget Reorganization
Self Supporting	DPW	207988	DPW Infrastructure	229863	DPW Infrastcr Design & Const	207954	DPW IOC Budgetary	13920	SR PW-Overhead	10029981	PW-Overhead	2	PW-Bureau Overhead	20678	PW IOC - Infra Dsgn & Const	501Salary	505010		451	Gross Expenditures	TEMPM_Z	Temporary - Miscellaneous	82M	82M - Special Class Exempt Misc	E	A			9.42	4.26	(5.16)	$ 1,070,671.00	$ 483,671.00	$ (587,000.00)	9.13	4.13	(5.00)	$ 1,070,671.00	$ 483,671.00	$ (587,000.00)	YES	YES	Reflects projected need for temporary labor
Self Supporting	DPW	207988	DPW Infrastructure	229863	DPW Infrastcr Design & Const	207954	DPW IOC Budgetary	13920	SR PW-Overhead	10029981	PW-Overhead	2	PW-Bureau Overhead	20678	PW IOC - Infra Dsgn & Const	513DHrge	513010		451	Gross Expenditures	0942_C	Manager VII	351	351 - MEA, MUNICIPAL EXECUTIVES ASSOCIATION	C	A	S	1102951	-	-	-	$ -	$ 47,947.00	$ 47,947.00	-	-	-	$ -	$ 45,152.00	$ 45,152.00	NO	YES	Position substituted to reflect new needs
Self Supporting	DPW	207988	DPW Infrastructure	229863	DPW Infrastcr Design & Const	207954	DPW IOC Budgetary	13920	SR PW-Overhead	10029981	PW-Overhead	2	PW-Bureau Overhead	20678	PW IOC - Infra Dsgn & Const	513DHrge	513010		451	Gross Expenditures	1404_C	Clerk	790	790 - LOCAL 790, SEIU	C	A	R	1138026	-	-	-	$ -	$ (14,541.00)	$ (14,541.00)	-	-	-	$ -	$ (13,787.00)	$ (13,787.00)	NO	YES	Position reassigned to reflect organization structure and funding source
Self Supporting	DPW	207988	DPW Infrastructure	229863	DPW Infrastcr Design & Const	207954	DPW IOC Budgetary	13920	SR PW-Overhead	10029981	PW-Overhead	2	PW-Bureau Overhead	20678	PW IOC - Infra Dsgn & Const	513DHrge	513010		451	Gross Expenditures	1408_C	Principal Clerk	790	790 - LOCAL 790, SEIU	C	A	R	1096434	-	-	-	$ -	$ 19,916.00	$ 19,916.00	-	-	-	$ -	$ 18,883.00	$ 18,883.00	NO	YES	Position reassigned to reflect organization structure and funding source
Self Supporting	DPW	207

GFS Type	Dept	Dept Division	Division Description	Dept Section	Section Description	Department ID	Department Description	Fund ID	Fund Title	Project ID	Project Title	Activity ID	Activity Title	Authority ID	Authority Title	Account Lvl 5 Name	Account ID	Agency Use ID	AAO	AAO Title	Class	Job Class Title	Emp Org Code	Emp Org Title	Ret	Status	Action	Ref No.	Start Dept FTE	End Dept FTE	Var Dept FTE	Start Dept Amt	End Dept Amt	Var Dept Amt	Start BY+1 Dept FTE	End BY+1 Dept FTE	Var BY+1 Dept FTE	Start BY+1 Dept Amt	End BY+1 Dept Amt	Var BY+1 Dept Amt	FTE Changes Submitted?	Amount Changes Submitted?	Explanation of FTE and/or Amount Change
Self Supporting	DPW	207988	DPW Infrastructure	229863	DPW Infrastr Deign & Const	207954	DPW IDC Budgetary	13920	SR PW-Overhead	10029981	PW-Overhead	2	PW-Bureau Overhead	20678	PW IDC - Infra Dsgn & Const	51309 Fringe	513010		851	Gross Expenditures	5207_C	Associate Engineer	21	021 - LOCAL 21, PROFESSIONAL AND TECHNICAL ENG	C	A	R	1138063	-	-	-	$ -	$ (31,364.00)	$ (31,364.00)	-	-	-	$ -	$ (29,667.00)	$ (29,667.00)	NO	YES	Position reassigned to reflect organization structure and funding source
Self Supporting	DPW	207988	DPW Infrastructure	229863	DPW Infrastr Deign & Const	207954	DPW IDC Budgetary	13920	SR PW-Overhead	10029981	PW-Overhead	2	PW-Bureau Overhead	20678	PW IDC - Infra Dsgn & Const	51309 Fringe	513010		851	Gross Expenditures	5211_C	Engineer/Architect/Landscape Architect Senior	21	021 - LOCAL 21, PROFESSIONAL AND TECHNICAL ENG	C	A	R	1102952	-	-	-	$ -	$ 42,032.00	$ 42,032.00	-	-	-	$ -	$ 39,756.00	$ 39,756.00	NO	YES	Position reassigned to reflect organization structure and funding source
Self Supporting	DPW	207988	DPW Infrastructure	229863	DPW Infrastr Deign & Const	207954	DPW IDC Budgetary	13920	SR PW-Overhead	10029981	PW-Overhead	2	PW-Bureau Overhead	20678	PW IDC - Infra Dsgn & Const	51309 Fringe	513010		851	Gross Expenditures	5211_C	Engineer/Architect/Landscape Architect Senior	21	021 - LOCAL 21, PROFESSIONAL AND TECHNICAL ENG	C	A	S	1102952	-	-	-	$ -	$ (42,032.00)	$ (42,032.00)	-	-	-	$ -	$ (39,756.00)	$ (39,756.00)	NO	YES	Position substituted to reflect new needs
Self Supporting	DPW	207988	DPW Infrastructure	229863	DPW Infrastr Deign & Const	207954	DPW IDC Budgetary	13920	SR PW-Overhead	10029981	PW-Overhead	2	PW-Bureau Overhead	20678	PW IDC - Infra Dsgn & Const	51309 Fringe	513010		851	Gross Expenditures	5212_C	Engineer/Architect Principal	21	021 - LOCAL 21, PROFESSIONAL AND TECHNICAL ENG	C	A	R	1068713	-	-	-	$ -	$ 52,466.00	$ 52,466.00	-	-	-	$ -	$ 49,626.00	$ 49,626.00	NO	YES	Position reassigned to reflect organization structure and funding source
Self Supporting	DPW	207988	DPW Infrastructure	229863	DPW Infrastr Deign & Const	207954	DPW IDC Budgetary	13920	SR PW-Overhead	10029981	PW-Overhead	2	PW-Bureau Overhead	20678	PW IDC - Infra Dsgn & Const	51309 Fringe	513010		851	Gross Expenditures	9991M_Z	One Day Adjustment - Misc	82M	Special Class Pro-rated Misc	C	A	R	1027673	-	-	-	$ -	$ 70.00	$ 70.00	-	-	-	$ -	$ 65.00	$ 65.00	NO	YES	System Entry
Self Supporting	DPW	207988	DPW Infrastructure	229863	DPW Infrastr Deign & Const	207954	DPW IDC Budgetary	13920	SR PW-Overhead	10029981	PW-Overhead	2	PW-Bureau Overhead	20678	PW IDC - Infra Dsgn & Const	51309 Fringe	513010		851	Gross Expenditures	9991M_Z	One Day Adjustment - Misc	82M	Special Class Pro-rated Misc	C	A	R	1068713	-	-	-	$ -	$ 205.00	$ 205.00	-	-	-	$ -	$ 191.00	$ 191.00	NO	YES	System Entry
Self Supporting	DPW	207988	DPW Infrastructure	229863	DPW Infrastr Deign & Const	207954	DPW IDC Budgetary	13920	SR PW-Overhead	10029981	PW-Overhead	2	PW-Bureau Overhead	20678	PW IDC - Infra Dsgn & Const	51309 Fringe	513010		851	Gross Expenditures	9991M_Z	One Day Adjustment - Misc	82M	Special Class Pro-rated Misc	C	A	R	1096434	-	-	-	$ -	$ 78.00	$ 78.00	-	-	-	$ -	$ 73.00	$ 73.00	NO	YES	System Entry
Self Supporting	DPW	207988	DPW Infrastructure	229863	DPW Infrastr Deign & Const	207954	DPW IDC Budgetary	13920	SR PW-Overhead	10029981	PW-Overhead	2	PW-Bureau Overhead	20678	PW IDC - Infra Dsgn & Const	51309 Fringe	513010		851	Gross Expenditures	9991M_Z	One Day Adjustment - Misc	82M	Special Class Pro-rated Misc	C	A	R	1102952	-	-	-	$ -	$ 164.00	$ 164.00	-	-	-	$ -	$ 153.00	$ 153.00	NO	YES	System Entry
Self Supporting	DPW	207988	DPW Infrastructure	229863	DPW Infrastr Deign & Const	207954	DPW IDC Budgetary	13920	SR PW-Overhead	10029981	PW-Overhead	2	PW-Bureau Overhead	20678	PW IDC - Infra Dsgn & Const	51309 Fringe	513010		851	Gross Expenditures	9991M_Z	One Day Adjustment - Misc	82M	Special Class Pro-rated Misc	C	A	R	1118063	-	-	-	$ -	$ (123.00)	$ (123.00)	-	-	-	$ -	$ (114.00)	$ (114.00)	NO	YES	System Entry
Self Supporting	DPW	207988	DPW Infrastructure	229863	DPW Infrastr Deign & Const	207954	DPW IDC Budgetary	13920	SR PW-Overhead	10029981	PW-Overhead	2	PW-Bureau Overhead	20678	PW IDC - Infra Dsgn & Const	51309 Fringe	513010		851	Gross Expenditures	9991M_Z	One Day Adjustment - Misc	82M	Special Class Pro-rated Misc	C	A	R	1120545	-	-	-	$ -	$ 85.00	$ 85.00	-	-	-	$ -	$ 79.00	$ 79.00	NO	YES	System Entry
Self Supporting	DPW	207988	DPW Infrastructure	229863	DPW Infrastr Deign & Const	207954	DPW IDC Budgetary	13920	SR PW-Overhead	10029981	PW-Overhead	2	PW-Bureau Overhead	20678	PW IDC - Infra Dsgn & Const	51309 Fringe	513010		851	Gross Expenditures	9991M_Z	One Day Adjustment - Misc	82M	Special Class Pro-rated Misc	C	A	R	1128026	-	-	-	$ -	$ (57.00)	$ (57.00)	-	-	-	$ -	$ (53.00)	$ (53.00)	NO	YES	System Entry
Self Supporting	DPW	207988	DPW Infrastructure	229863	DPW Infrastr Deign & Const	207954	DPW IDC Budgetary	13920	SR PW-Overhead	10029981	PW-Overhead	2	PW-Bureau Overhead	20678	PW IDC - Infra Dsgn & Const	51309 Fringe	513010		851	Gross Expenditures	9991M_Z	One Day Adjustment - Misc	82M	Special Class Pro-rated Misc	C	A	R	1140381	-	-	-	$ -	$ (107.00)	$ (107.00)	-	-	-	$ -	$ (100.00)	$ (100.00)	NO	YES	System Entry
Self Supporting	DPW	207988	DPW Infrastructure	229863	DPW Infrastr Deign & Const	207954	DPW IDC Budgetary	13920	SR PW-Overhead	10029981	PW-Overhead	2	PW-Bureau Overhead	20678	PW IDC - Infra Dsgn & Const	51309 Fringe	513010		851	Gross Expenditures	9991M_Z	One Day Adjustment - Misc	82M	Special Class Pro-rated Misc	C	A	S	1102952	-	-	-	$ -	$ 23.00	$ 23.00	-	-	-	$ -	$ 21.00	$ 21.00	NO	YES	System Entry
Self Supporting	DPW	207988	DPW Infrastructure	229863	DPW Infrastr Deign & Const	207954	DPW IDC Budgetary	13920	SR PW-Overhead	10029981	PW-Overhead	2	PW-Bureau Overhead	20678	PW IDC - Infra Dsgn & Const	51309 Fringe	513010		851	Gross Expenditures	9991M_Z	One Day Adjustment - Misc	82M	Special Class Pro-rated Misc	C	A	S	1128025	-	-	-	$ -	$ (5.00)	$ (5.00)	-	-	-	$ -	$ (4.00)	$ (4.00)	NO	YES	System Entry
Self Supporting	DPW	207988	DPW Infrastructure	229863	DPW Infrastr Deign & Const	207954	DPW IDC Budgetary	13920	SR PW-Overhead	10029981	PW-Overhead	2	PW-Bureau Overhead	20678	PW IDC - Infra Dsgn & Const	51309 Fringe	513010		851	Gross Expenditures	9991M_Z	One Day Adjustment - Misc	82M	Special Class Pro-rated Misc	Z	A			-	-	-	$ (1,180.00)	$ (1,374.00)	$ (194.00)	-	-	-	$ (1,116.00)	$ (1,301.00)	$ (185.00)	NO	YES	System Entry
Self Supporting	DPW	207988	DPW Infrastructure	229863	DPW Infrastr Deign & Const	207954	DPW IDC Budgetary	13920	SR PW-Overhead	10029981	PW-Overhead	2	PW-Bureau Overhead	20678	PW IDC - Infra Dsgn & Const	51309 Fringe	513010		851	Gross Expenditures	9966M_Z	Estimated Project Funding - Misc	82M	BZM - Special Class Pro-rated Misc	Z	A			-	-	-	$ (168,751.00)	$ (218,245.00)	$ (50,494.00)	-	-	-	$ (159,730.00)	$ (207,938.00)	$ (48,208.00)	NO	YES	Budget Reorganization
Self Supporting	DPW	207988	DPW Infrastructure	229863	DPW Infrastr Deign & Const	207954	DPW IDC Budgetary	13920	SR PW-Overhead	10029981	PW-Overhead	2	PW-Bureau Overhead	20678	PW IDC - Infra Dsgn & Const	51309 Fringe	514010		851	Gross Expenditures	0942_C	Manager VII	351	351 - MEA, MUNICIPAL EXECUTIVES ASSOCIATION	C	A	S	1102952	-	-	-	$ -	$ 8,983.00	$ 8,983.00	-	-	-	$ -	$ 9,316.00	$ 9,316.00	NO	YES	Position substituted to reflect new needs
Self Supporting	DPW	207988	DPW Infrastructure	229863	DPW Infrastr Deign & Const	207954	DPW IDC Budgetary	13920	SR PW-Overhead	10029981	PW-Overhead	2	PW-Bureau Overhead	20678	PW IDC - Infra Dsgn & Const	51309 Fringe	514010		851	Gross Expenditures	1404_C	Clerk	790	790 - LOCAL 790, SEIU	C	A	R	1128026	-	-	-	$ -	$ (4,116.00)	$ (4,116.00)	-	-	-	$ -	$ (4,321.00)	$ (4,321.00)	NO	YES	Position reassigned to reflect organization structure and funding source
Self Supporting	DPW	207988	DPW Infrastructure	229863	DPW Infrastr Deign & Const	207954	DPW IDC Budgetary	13920	SR PW-Overhead	10029981	PW-Overhead	2	PW-Bureau Overhead	20678	PW IDC - Infra Dsgn & Const	51309 Fringe	514010		851	Gross Expenditures	1408_C	Principal Clerk	790	790 - LOCAL 790, SEIU	C	A	R	1096434	-	-	-	$ -	$ 5,637.00	$ 5,637.00	-	-	-	$ -	$ 5,918.00	$ 5,918.00	NO	YES	Position reassigned to reflect organization structure and funding source
Self Supporting	DPW	207988	DPW Infrastructure	229863	DPW Infrastr Deign & Const	207954	DPW IDC Budgetary	13920	SR PW-Overhead	10029981	PW-Overhead	2	PW-Bureau Overhead	20678	PW IDC - Infra Dsgn & Const	51309 Fringe	514010		851	Gross Expenditures	1820_C	Junior Administrative Analyst	790	790 - LOCAL 790, SEIU	C	A	R	1027673	-	-	-	$ -	$ 5,064.00	$ 5,064.00	-	-	-	$ -	$ 5,317.00	$ 5,317.00	NO	YES	Position reassigned to reflect organization structure and funding source
Self Supporting	DPW	207988	DPW Infrastructure	229863	DPW Infrastr Deign & Const	207954	DPW IDC Budgetary	13920	SR PW-Overhead	10029981	PW-Overhead	2	PW-Bureau Overhead	20678	PW IDC - Infra Dsgn & Const	51309 Fringe	514010		851	Gross Expenditures	1820_C	Junior Administrative Analyst	790	790 - LOCAL 790, SEIU	C	A	S	1128025	-	-	-	$ -	$ 5,064.00	$ 5,064.00	-	-	-	$ -	$ 5,317.00	$ 5,317.00	NO	YES	Position substituted to reflect new needs
Self Supporting	DPW	207988	DPW Infrastructure	229863	DPW Infrastr Deign & Const	207954	DPW IDC Budgetary	13920	SR PW-Overhead	10029981	PW-Overhead	2	PW-Bureau Overhead	20678	PW IDC - Infra Dsgn & Const	51309 Fringe	514010		851	Gross Expenditures	1823_C	Senior Administrative Analyst	21	021 - LOCAL 21, PROFESSIONAL AND TECHNICAL ENG	C	A	R	1140381	-	-	-	$ -	$ (7,760.00)	$ (7,760.00)	-	-	-	$ -	$ (8,148.00)	$ (8,148.00)	NO	YES	Position reassigned to reflect organization structure and funding source
Self Supporting	DPW	207988	DPW Infrastructure	229863	DPW Infrastr Deign & Const	207954	DPW IDC Budgetary	13920	SR PW-Overhead	10029981	PW-Overhead	2	PW-Bureau Overhead	20678	PW IDC - Infra Dsgn & Const	51309 Fringe	514010		851	Gross Expenditures	1840_C	Junior Management Assistant	790	790 - LOCAL 790, SEIU	C	A	S	1128025	-	-	-	$ -	$ (5,399.00)	$ (5,399.00)	-	-	-	$ -	$ (5,668.00)	$ (5,668.00)	NO	YES	Position substituted to reflect new needs
Self Supporting	DPW	207988	DPW Infrastructure	229863	DPW Infrastr Deign & Const	207954	DPW IDC Budgetary	13920	SR PW-Overhead	10029981	PW-Overhead	2	PW-Bureau Overhead	20678	PW IDC - Infra Dsgn & Const	51309 Fringe	514010		851	Gross Expenditures	1842_C	Management Assistant	790	790 - LOCAL 790, SEIU	C	A	R	1120545	-	-	-	$ -	$ 6,129.00	$ 6,129.00	-	-	-	$ -	$ 6,434.00	$ 6,434.00	NO	YES	Position reassigned to reflect organization structure and funding source
Self Supporting	DPW	207988	DPW Infrastructure	229863	DPW Infrastr Deign & Const	207954	DPW IDC Budgetary	13920	SR PW-Overhead	10029981	PW-Overhead	2	PW-Bureau Overhead	20678	PW IDC - Infra Dsgn & Const	51309 Fringe	514010		851	Gross Expenditures	5207_C	Associate Engineer	21	021 - LOCAL 21, PROFESSIONAL AND TECHNICAL ENG	C	A	R	1138063	-	-	-	$ -	$ (8,983.00)	$ (8,983.00)	-	-	-	$ -	$ (9,316.00)	$ (9,316.00)	NO	YES	Position reassigned to reflect organization structure and funding source
Self Supporting	DPW	207988	DPW Infrastructure	229863	DPW Infrastr Deign & Const	207954	DPW IDC Budgetary	13920	SR PW-Overhead	10029981	PW-Overhead	2	PW-Bureau Overhead	20678	PW IDC - Infra Dsgn & Const	51309 Fringe	514010		851	Gross Expenditures	5211_C	Engineer/Architect/Landscape Architect Senior	21	021 - LOCAL 21, PROFESSIONAL AND TECHNICAL ENG	C	A	R	1102952	-	-	-	$ -	$ 8,983.00	$ 8,983.00	-	-	-	$ -	$ 9,316.00	$ 9,316.00	NO	YES	Position reassigned to reflect organization structure and funding source
Self Supporting	DPW	207988	DPW Infrastructure	229863	DPW Infrastr Deign & Const	207954	DPW IDC Budgetary	13920	SR PW-Overhead	10029981	PW-Overhead	2	PW-Bureau Overhead	20678	PW IDC - Infra Dsgn & Const	51309 Fringe	514010		851	Gross Expenditures	5211_C	Engineer/Architect/Landscape Architect Senior	21	021 - LOCAL 21, PROFESSIONAL AND TECHNICAL ENG	C	A	S	1102952	-	-	-	$ -	$ (8,983.00)	$ (8,983.00)	-	-	-	$ -	$ (9,316.00)	$ (9,316.00)	NO	YES	Position substituted to reflect new needs
Self Supporting	DPW	207988	DPW Infrastructure	229863	DPW Infrastr Deign & Const	207954	DPW IDC Budgetary	13920	SR PW-Overhead	10029981	PW-Overhead	2	PW-Bureau Overhead	20678	PW IDC - Infra Dsgn & Const	51309 Fringe	514010		851	Gross Expenditures	5212_C	Engineer/Architect Principal	21	021 - LOCAL 21, PROFESSIONAL AND TECHNICAL ENG	C	A	R	1068713	-	-	-	$ -	$ 8,983.00	$ 8,983.00	-	-	-	$ -	$ 9,316.00	$ 9,316.00	NO	YES	Position reassigned to reflect organization structure and funding source
Self Supporting	DPW	207988	DPW Infrastructure	229863	DPW Infrastr Deign & Const	207954	DPW IDC Budgetary	13920	SR PW-Overhead	10029981	PW-Overhead	2	PW-Bureau Overhead	20678	PW IDC - Infra Dsgn & Const	51309 Fringe	514010		851	Gross Expenditures	9991M_Z	One Day Adjustment - Misc	82M	Special Class Pro-rated Misc	C	A	R	1027673	-	-	-	$ -	$ 20.00	$ 20.00	-	-	-	$ -	$ 20.00	$ 20.00	NO	YES	System Entry
Self Supporting	DPW	207988	DPW Infrastructure	229863	DPW Infrastr Deign & Const	207954	DPW IDC Budgetary	13920	SR PW-Overhead	10029981	PW-Overhead	2	PW-Bureau Overhead	20678	PW IDC - Infra Dsgn & Const	51309 Fringe	514010		851	Gross Expenditures	9991M_Z	One Day Adjustment - Misc	82M	Special Class Pro-rated Misc	C	A	R	1068713	-	-	-	$ -	$ 35.00	$ 35.00	-	-	-	$ -	$ 36.00	$ 36.00	NO	YES	System Entry
Self Supporting	DPW	207988	DPW Infrastructure	229863	DPW Infrastr Deign & Const	207954	DPW IDC Budgetary	13920	SR PW-Overhead	10029981	PW-Overhead	2	PW-Bureau Overhead	20678	PW IDC - Infra Dsgn & Const	51309 Fringe	514010		851	Gross Expenditures	9991M_Z	One Day Adjustment - Misc	82M	Special Class Pro-rated Misc	C	A	R	1096434	-	-	-	$ -	$ 22.00	$ 22.00	-	-	-	$ -	$ 23.00	$ 23.00	NO	YES	System Entry
Self Supporting	DPW	207988	DPW Infrastructure	229863	DPW Infrastr Deign & Const	207954	DPW IDC Budgetary	13920	SR PW-Overhead	10029981	PW-Overhead	2	PW-Bureau Overhead	20678	PW IDC - Infra Dsgn & Const	51309 Fringe	514010		851	Gross Expenditures	9991M_Z	One Day Adjustment - Misc	82M	Special Class Pro-rated Misc	C	A	R	1102952	-	-	-	$ -	$ 35.00	$ 35.00	-	-	-	$ -	$ 36.00	$ 36.00	NO	YES	System Entry
Self Supporting	DPW	207988	DPW Infrastructure	229863	DPW Infrastr Deign & Const	207954	DPW IDC Budgetary	13920	SR PW-Overhead	10029981	PW-Overhead	2	PW-Bureau Overhead	20678	PW IDC - Infra Dsgn & Const	51309 Fringe	514010		851	Gross Expenditures	9991M_Z	One Day Adjustment - Misc	82M	Special Class Pro-rated Misc	C	A	R	1118063	-	-	-	$ -	$ (35.00)	$ (35.00)	-	-	-	$ -	$ (36.00)	$ (36.00)	NO	YES	System Entry
Self Supporting	DPW	207988	DPW Infrastructure	229863	DPW Infrastr Deign & Const	207954	DPW IDC Budgetary	13920	SR PW-Overhead	10029981	PW-Overhead	2	PW-Bureau Overhead	20678	PW IDC - Infra Dsgn & Const	51309 Fringe	514010		851	Gross Expenditures	9991M_Z	One Day Adjustment - Misc	82M	Special Class Pro-rated Misc	C	A	R	1120545	-	-	-	$ -	$ 24.00	$ 24.00	-	-	-	$ -	$ 25.00	$ 25.00	NO	YES	System Entry
Self Supporting	DPW	207988	DPW Infrastructure	229863	DPW Infrastr Deign & Const	207954	DPW IDC Budgetary	13920	SR PW-Overhead	10029981	PW-Overhead	2	PW-Bureau Overhead	20678	PW IDC - Infra Dsgn & Const	51309 Fringe	514010		851	Gross Expenditures	9991M_Z	One Day Adjustment - Misc	82M	Special Class Pro-rated Misc	C	A	R	1128026	-	-	-	$ -	$ (16.00)	$ (16.00)	-	-	-	$ -	$ (17.00)	$ (17.00)	NO	YES	System Entry
Self Supporting	DPW	207988	DPW Infrastructure	229863	DPW Infrastr Deign & Const	207954	DPW IDC Budgetary	13920	SR PW-Overhead	10029981	PW-Overhead	2	PW-Bureau Overhead	20678	PW IDC - Infra Dsgn & Const	51309 Fringe	514010		851	Gross Expenditures	9991M_Z	One Day Adjustment - Misc	82M	Special Class Pro-rated Misc	C	A	R	1140381	-	-	-	$ -	$ (30.00)	$ (30.00)	-	-	-	$ -	$ (31.00)	$ (31.00)	NO	YES	System Entry
Self Supporting	DPW	207988	DPW Infrastructure	229863	DPW Infrastr Deign & Const	207954	DPW IDC Budgetary	13920	SR PW-Overhead	10029981	PW-Overhead	2	PW-Bureau Overhead	20678	PW IDC - Infra Dsgn & Const	51309 Fringe	514010		851	Gross Expenditures	9991M_Z	One Day Adjustment - Misc	82M	Special Class Pro-rated Misc	C	A	S	1128025	-	-	-	$ -	$ (1.00)	$ (1.00)	-	-	-	$ -	$ (2.00)	$ (2.00)	NO	YES	System Entry
Self Supporting	DPW	207988	DPW Infrastructure	229863	DPW Infrastr Deign & Const	207954	DPW IDC Budgetary	13920	SR PW-Overhead	10029981	PW-Overhead	2	PW-Bureau Overhead	20678	PW IDC - Infra Dsgn & Const	51309 Fringe	514010		851	Gross Expenditures	9991M_Z	One Day Adjustment - Misc	82M	Special Class Pro-rated Misc	Z	A			-	-	-	$ (174.00)	$ (319.00)	$ (45.00)	-	-	-	$ (166.00)	$ (334.00)	$ (48.00)	NO	YES	System Entry
Self Supporting	DPW	207988	DPW Infrastructure	229863	DPW Infrastr Deign & Const	207954	DPW IDC Budgetary	13920	SR PW-Overhead	10029981	PW-Overhead	2	PW-Bureau Overhead	20678	PW IDC - Infra Dsgn & Const	51309 Fringe	514010		851	Gross Expenditures	9966M_Z	Estimated Project Funding - Misc	82M	BZM - Special Class Pro-rated Misc	Z	A			-	-	-	$ (39,291.00)	$ (51,068.00)	$ (11,757.00)	-	-	-	$ (40,944.00)	$ (53,300.00)	$ (12,356.00)	NO	YES	Budget Reorganization
Self Supporting	DPW	207988	DPW Infrastructure	229863	DPW Infrastr Deign & Const	207954	DPW IDC Budgetary	13920	SR PW-Overhead	10029981	PW-Overhead	2	PW-Bureau Overhead	20678	PW IDC - Infra Dsgn & Const	51309 Fringe	514010		851	Gross Expenditures	TBMPM_E	Temporary - Miscellaneous	86M	BZM - Special Class Exempt Misc	E	A			-	-	-	$ 66,382.00	$ 29,988.00	$ (36,394.00)	-	-	-	$ 66,382.00	$ 29,988.00	$ (36,394.00)	NO	YES	Reflects projected need for temporary labor
Self Supporting	DPW	207988	DPW Infrastructure	229863	DPW Infrastr Deign & Const	207954	DPW IDC Budgetary	13920	SR PW-Overhead	10029981	PW-Overhead	2	PW-Bureau Overhead	20678	PW IDC - Infra Dsgn & Const	51309 Fringe	514020		851	Gross Expenditures	0942_C	Manager VII	351	351 - MEA, MUNICIPAL EXECUTIVES ASSOCIATION	C	A	S	1102952	-	-	-	$ -	$ 3,245.00	$ 3,245.00	-	-	-	$ -	$ 3,408.00	$ 3,408.00	NO	YES	Position substituted to reflect new needs
Self Supporting	DPW	207988	DPW Infrastructure	229863	DPW Infrastr Deign & Const	207954	DPW IDC Budgetary	13920	SR PW-Overhead	10029981	PW-Overhead	2	PW-Bureau Overhead	20678	PW IDC - Infra Dsgn & Const	51309 Fringe	514020		851	Gross Expenditures	1404_C	Clerk	790	790 - LOCAL 790, SEIU	C	A	R	1128026	-	-	-	$ -	$ (962.00)	$ (962.00)	-	-	-	$ -	$ (1,011.00)	$ (1,011.00)	NO	YES	Position reassigned to reflect organization structure and funding source
Self Supporting	DPW	207988	DPW Infrastructure	229863	DPW Infrastr Deign & Const	207954	DPW IDC Budgetary	13920	SR PW-Overhead	10029981	PW-Overhead	2	PW-Bureau Overhead	20678	PW IDC - Infra Dsgn & Const	51309 Fringe	514020		851	Gross Expenditures	1408_C	Principal Clerk	790	790 - LOCAL 790, SEIU	C	A	R	1096434	-	-	-	$ -	$ 1,319.00	$ 1,319.00	-	-	-	$ -	$ 1,385.00	$ 1,385.00	NO	YES	Position reassigned to reflect organization structure and funding source
Self Supporting	DPW	207988	DPW Infrastructure	229863	DPW Infrastr Deign & Const	207954	DPW IDC Budgetary	13920	SR PW-Overhead	10029981	PW-Overhead	2	PW-Bureau Overhead	20678	PW IDC - Infra Dsgn & Const	51309 Fringe	514020		851	Gross Expenditures	1820_C	Junior Administrative Analyst	790	790 - LOCAL 790, SEIU	C	A	R	1027673	-	-	-	$ -	$ 1,184.00	$ 1,184.00	-	-	-	$ -	$ 1,243.00	$ 1,243.00	NO	YES	Position reassigned to reflect organization structure and funding source
Self Supporting	DPW	207988	DPW Infrastructure	229863	DPW Infrastr Deign & Const	207954	DPW IDC Budgetary	13920	SR PW-Overhead	10029981	PW-Overhead	2	PW-Bureau Overhead	20678	PW IDC - Infra Dsgn & Const	51309 Fringe	514020		851	Gross Expenditures	1820_C	Junior Administrative Analyst	790	790 - LOCAL 790, SEIU	C	A	S	1128025	-	-	-	$ -	$ 1,184.00	$ 1,184.00	-	-	-	$ -	$ 1,243.00	$ 1,243.00	NO	YES	Position substituted to reflect new needs
Self Supporting	DPW	207988	DPW Infrastructure	229863	DPW Infrastr Deign & Const	207954	DPW IDC Budgetary	13920	SR PW-Overhead	10029981	PW-Overhead	2	PW-Bureau Overhead	20678	PW IDC - Infra Dsgn & Const	51309 Fringe	514020		851	Gross Expenditures	1823_C	Senior Administrative Analyst	21	021 - LOCAL 21, PROFESSIONAL AND TECHNICAL ENG	C	A	R	1140381	-	-	-	$ -	$ (1,815.00)	$ (1,815.00)	-	-	-	$ -	$ (1,906.00)	$ (1,906.00)	NO	YES	Position reassigned to reflect organization structure and funding source
Self Supporting	DPW	207988	DPW Infrastructure	229863	DPW Infrastr Deign & Const	207954	DPW IDC Budgetary	13920	SR PW-Overhead	10029981	PW-Overhead	2	PW-Bureau Overhead	20678	PW IDC - Infra Dsgn & Const	51309 Fringe	514020		851	Gross Expenditures	1840_C	Junior Management Assistant	790	790 - LOCAL 790, SEIU	C	A	S	1128025	-	-	-	$ -	$ (1,263.00)	$ (1,263.00)	-	-	-	$ -	$ (1,326.00)	$ (1,326.00)	NO	YES	Position substituted to reflect new needs
Self Supporting	DPW	207988	DPW Infrastructure	229863	DPW Infrastr Deign & Const	207954	DPW IDC Budgetary	13920	SR PW-Overhead	10029981	PW-Overhead	2	PW-Bureau Overhead	20678	PW IDC - Infra Dsgn & Const	51309 Fringe	514020		851	Gross Expenditures	1842_C	Management Assistant	790	790 - LOCAL 790, SEIU	C	A	R	1120545	-	-	-	$ -	$ 1,433.00	$ 1,433.00	-	-	-	$ -	$ 1,505.00	$ 1,505.00	NO	YES	Position reassigned to reflect organization structure and funding source
Self Supporting	DPW	207988	DPW Infrastructure	229863	DPW Infrastr Deign & Const	207954	DPW IDC Budgetary	13920	SR PW-Overhead	10029981	PW-Overhead	2	PW-Bureau Overhead	20678	PW IDC - Infra Dsgn & Const	51309 Fringe	514020		851	Gross Expenditures	5207_C	Associate Engineer	21	021 - LOCAL 21, PROFESSIONAL AND TECHNICAL ENG	C	A	R	1138063	-	-	-	$ -	$ (2,123.00)	$ (2,123.00)	-	-	-	$ -	$ (2,229.00)	$ (2,229.00)	NO	YES	Position reassigned to reflect organization structure and funding source
Self Supporting	DPW	207988	DPW Infrastructure	229863	DPW Infrastr Deign & Const	207954	DPW IDC Budgetary	13920	SR PW-Overhead	10029981	PW-Overhead	2	PW-Bureau Overhead	20678	PW IDC - Infra Dsgn & Const	51309 Fringe	514020		851	Gross Expenditures	5211_C	Engineer/Architect/Landscape Architect Senior	21	021 - LOCAL 21, PROFESSIONAL AND TECHNICAL ENG	C	A	R	1102952	-	-	-	$ -	$ 2,845.00	$ 2,845.00	-	-	-	$ -	$ 2,988.00	$ 2,988.00	NO	YES	Position reassigned to reflect organization structure and funding source
Self Supporting	DPW	207988	DPW Infrastructure	229863	DPW Infrastr Deign & Const	207954	DPW IDC Budgetary	13920	SR PW-Overhead	10029981	PW-Overhead	2	PW-Bureau Overhead	20678	PW IDC - Infra Dsgn & Const	51309 Fringe	514020		851	Gross Expenditures	5211_C	Engineer/Architect/Landscape Architect Senior	21	021 - LOCAL 21, PROFESSIONAL AND TECHNICAL ENG	C	A	S	1102952	-	-	-	$ -	$ (2,845.00)	$ (2,845.00)	-	-	-	$ -	$ (2,988.00)	$ (2,988.00)	NO	YES	Position substituted to reflect new needs
Self Supporting	DPW	207988	DPW Infrastructure	229863	DPW Infrastr Deign & Const	207954	DPW IDC Budgetary	13920	SR PW-Overhead	10029981	PW-Overhead	2	PW-Bureau Overhead	20678	PW IDC - Infra Dsgn & Const	51309 Fringe	514020		851	Gross Expenditures	5212_C	Engineer/Architect Principal	21	021 - LOCAL 21, PROFESSIONAL AND TECHNICAL ENG	C	A	R	1068713	-	-	-	$ -	$ 3,551.00	$ 3,551.00	-	-	-	$ -	$ 3,729.00	$ 3,729.00	NO	YES	Position reassigned to reflect organization structure and funding source
Self Supporting	DPW	207988	DPW Infrastructure	229863	DPW Infrastr Deign & Const	207954	DPW IDC Budgetary	13920	SR PW-Overhead	10029981	PW-Overhead	2	PW-Bureau Overhead	20678	PW IDC - Infra Dsgn & Const	51309 Fringe	514020		851	Gross Expenditures	9991M_Z	One Day Adjustment - Misc	82M	Special Class Pro-rated Misc	C	A	R	1027673	-	-	-	$ -	$ 5.00	$ 5.00	-	-	-	$ -	$ 5.00	$ 5.00	NO	YES	System Entry
Self Supporting	DPW	207988	DPW Infrastructure	229863	DPW Infrastr Deign & Const	207954	DPW IDC Budgetary	13920	SR PW-Overhead	10029981	PW-Overhead

GFS Type	Dept	Dept Division	Division Description	Dept Section	Section Description	Department ID	Department Description	Fund ID	Fund Title	Project ID	Project Title	Activity ID	Activity Title	Authority ID	Authority Title	Account Lvl 5 Name	Account ID	Agency Use ID	AAO	AAO Title	Class	Job Class Title	Emp Org Code	Emp Org Title	Ret	Status	Action	Ref No.	Start Dept FTE	End Dept FTE	Var Dept FTE	Start Dept Amt	End Dept Amt	Var Dept Amt	Start BY+1 Dept FTE	End BY+1 Dept FTE	Var BY+1 Dept FTE	Start BY+1 Dept Amt	End BY+1 Dept Amt	Var BY+1 Dept Amt	FTE Changes Submitted?	Amount Changes Submitted?	Explanation of FTE and/or Amount Change
Self Supporting	DPW	207988	DPW Infrastructure	229863	DPW Infrastr Design & Const	207954	DPW IDC Budgetary	13920	SR PW-Overhead	10029981	PW-Overhead	2	PW-Bureau Overhead	20678	PW IDC - Infra Dsgn & Const	5130Fringe	514020		451	Gross Expenditures	9991M_Z	One Day Adjustment - Misc	82M	Special Class Pro-rated Misc	C	A	R	1096434	-	-	-	$ -	$ 5.00	$ 5.00	-	-	-	$ -	$ 5.00	$ 5.00	NO	YES	System Entry
Self Supporting	DPW	207988	DPW Infrastructure	229863	DPW Infrastr Design & Const	207954	DPW IDC Budgetary	13920	SR PW-Overhead	10029981	PW-Overhead	2	PW-Bureau Overhead	20678	PW IDC - Infra Dsgn & Const	5130Fringe	514020		451	Gross Expenditures	9991M_Z	One Day Adjustment - Misc	82M	Special Class Pro-rated Misc	C	A	R	1102952	-	-	-	$ -	$ 11.00	$ 11.00	-	-	-	$ -	$ 11.00	$ 11.00	NO	YES	System Entry
Self Supporting	DPW	207988	DPW Infrastructure	229863	DPW Infrastr Design & Const	207954	DPW IDC Budgetary	13920	SR PW-Overhead	10029981	PW-Overhead	2	PW-Bureau Overhead	20678	PW IDC - Infra Dsgn & Const	5130Fringe	514020		451	Gross Expenditures	9991M_Z	One Day Adjustment - Misc	82M	Special Class Pro-rated Misc	C	A	R	1118063	-	-	-	$ -	$ (8.00)	$ (8.00)	-	-	-	$ -	$ (9.00)	$ (9.00)	NO	YES	System Entry
Self Supporting	DPW	207988	DPW Infrastructure	229863	DPW Infrastr Design & Const	207954	DPW IDC Budgetary	13920	SR PW-Overhead	10029981	PW-Overhead	2	PW-Bureau Overhead	20678	PW IDC - Infra Dsgn & Const	5130Fringe	514020		451	Gross Expenditures	9991M_Z	One Day Adjustment - Misc	82M	Special Class Pro-rated Misc	C	A	R	1120545	-	-	-	$ -	$ 6.00	$ 6.00	-	-	-	$ -	$ 6.00	$ 6.00	NO	YES	System Entry
Self Supporting	DPW	207988	DPW Infrastructure	229863	DPW Infrastr Design & Const	207954	DPW IDC Budgetary	13920	SR PW-Overhead	10029981	PW-Overhead	2	PW-Bureau Overhead	20678	PW IDC - Infra Dsgn & Const	5130Fringe	514020		451	Gross Expenditures	9991M_Z	One Day Adjustment - Misc	82M	Special Class Pro-rated Misc	C	A	R	1128026	-	-	-	$ -	$ (4.00)	$ (4.00)	-	-	-	$ -	$ (4.00)	$ (4.00)	NO	YES	System Entry
Self Supporting	DPW	207988	DPW Infrastructure	229863	DPW Infrastr Design & Const	207954	DPW IDC Budgetary	13920	SR PW-Overhead	10029981	PW-Overhead	2	PW-Bureau Overhead	20678	PW IDC - Infra Dsgn & Const	5130Fringe	514020		451	Gross Expenditures	9991M_Z	One Day Adjustment - Misc	82M	Special Class Pro-rated Misc	C	A	R	1140381	-	-	-	$ -	$ (7.00)	$ (7.00)	-	-	-	$ -	$ (7.00)	$ (7.00)	NO	YES	System Entry
Self Supporting	DPW	207988	DPW Infrastructure	229863	DPW Infrastr Design & Const	207954	DPW IDC Budgetary	13920	SR PW-Overhead	10029981	PW-Overhead	2	PW-Bureau Overhead	20678	PW IDC - Infra Dsgn & Const	5130Fringe	514020		451	Gross Expenditures	9991M_Z	One Day Adjustment - Misc	82M	Special Class Pro-rated Misc	C	A	S	1102952	-	-	-	$ -	$ 2.00	$ 2.00	-	-	-	$ -	$ 2.00	$ 2.00	NO	YES	System Entry
Self Supporting	DPW	207988	DPW Infrastructure	229863	DPW Infrastr Design & Const	207954	DPW IDC Budgetary	13920	SR PW-Overhead	10029981	PW-Overhead	2	PW-Bureau Overhead	20678	PW IDC - Infra Dsgn & Const	5130Fringe	514020		451	Gross Expenditures	9991M_Z	One Day Adjustment - Misc	82M	Special Class Pro-rated Misc	Z	A			-	-	-	$ (79.00)	$ (92.00)	$ (13.00)	-	-	-	$ (83.00)	$ (97.00)	$ (14.00)	NO	YES	System Entry
Self Supporting	DPW	207988	DPW Infrastructure	229863	DPW Infrastr Design & Const	207954	DPW IDC Budgetary	13920	SR PW-Overhead	10029981	PW-Overhead	2	PW-Bureau Overhead	20678	PW IDC - Infra Dsgn & Const	5130Fringe	514020		451	Gross Expenditures	9996M_Z	Estimated Project Funding - Misc	82M	BZM - Special Class Pro-rated Misc	Z	A			-	-	-	$ (11,348.00)	$ (14,744.00)	$ (3,396.00)	-	-	-	$ (11,915.00)	$ (15,511.00)	$ (3,596.00)	NO	YES	Budget Reorganization
Self Supporting	DPW	207988	DPW Infrastructure	229863	DPW Infrastr Design & Const	207954	DPW IDC Budgetary	13920	SR PW-Overhead	10029981	PW-Overhead	2	PW-Bureau Overhead	20678	PW IDC - Infra Dsgn & Const	5130Fringe	514020		451	Gross Expenditures	TEMPM_Z	Temporary - Miscellaneous	48M	BZM - Special Class Exempt Misc	E	A			-	-	-	$ 15,525.00	$ 7,013.00	$ (8,512.00)	-	-	-	$ 15,525.00	$ 7,013.00	$ (8,512.00)	NO	YES	Reflects projected need for temporary labor
Self Supporting	DPW	207988	DPW Infrastructure	229863	DPW Infrastr Design & Const	207954	DPW IDC Budgetary	13920	SR PW-Overhead	10029981	PW-Overhead	2	PW-Bureau Overhead	20678	PW IDC - Infra Dsgn & Const	5130Fringe	515010		451	Gross Expenditures	0942_C	Manager VII	351	351 - MEA, MUNICIPAL EXECUTIVES ASSOCIATION	C	A	S	1102952	-	-	-	$ -	$ 4,011.00	$ 4,011.00	-	-	-	$ -	$ 4,252.00	$ 4,252.00	NO	YES	Position substituted to reflect new needs
Self Supporting	DPW	207988	DPW Infrastructure	229863	DPW Infrastr Design & Const	207954	DPW IDC Budgetary	13920	SR PW-Overhead	10029981	PW-Overhead	2	PW-Bureau Overhead	20678	PW IDC - Infra Dsgn & Const	5130Fringe	515010		451	Gross Expenditures	1404_C	Clerk	790	790 - LOCAL 790, SEIU	C	A	R	1128026	-	-	-	$ -	$ (4,966.00)	$ (4,966.00)	-	-	-	$ -	$ (5,264.00)	$ (5,264.00)	NO	YES	Position reassigned to reflect organization structure and funding source
Self Supporting	DPW	207988	DPW Infrastructure	229863	DPW Infrastr Design & Const	207954	DPW IDC Budgetary	13920	SR PW-Overhead	10029981	PW-Overhead	2	PW-Bureau Overhead	20678	PW IDC - Infra Dsgn & Const	5130Fringe	515010		451	Gross Expenditures	1408_C	Principal Clerk	790	790 - LOCAL 790, SEIU	C	A	R	1096434	-	-	-	$ -	$ 4,966.00	$ 4,966.00	-	-	-	$ -	$ 5,264.00	$ 5,264.00	NO	YES	Position reassigned to reflect organization structure and funding source
Self Supporting	DPW	207988	DPW Infrastructure	229863	DPW Infrastr Design & Const	207954	DPW IDC Budgetary	13920	SR PW-Overhead	10029981	PW-Overhead	2	PW-Bureau Overhead	20678	PW IDC - Infra Dsgn & Const	5130Fringe	515010		451	Gross Expenditures	1820_C	Junior Administrative Analyst	790	790 - LOCAL 790, SEIU	C	A	R	1027673	-	-	-	$ -	$ 4,966.00	$ 4,966.00	-	-	-	$ -	$ 5,264.00	$ 5,264.00	NO	YES	Position reassigned to reflect organization structure and funding source
Self Supporting	DPW	207988	DPW Infrastructure	229863	DPW Infrastr Design & Const	207954	DPW IDC Budgetary	13920	SR PW-Overhead	10029981	PW-Overhead	2	PW-Bureau Overhead	20678	PW IDC - Infra Dsgn & Const	5130Fringe	515010		451	Gross Expenditures	1820_C	Junior Administrative Analyst	790	790 - LOCAL 790, SEIU	C	A	S	1128025	-	-	-	$ -	$ 4,966.00	$ 4,966.00	-	-	-	$ -	$ 5,264.00	$ 5,264.00	NO	YES	Position substituted to reflect new needs
Self Supporting	DPW	207988	DPW Infrastructure	229863	DPW Infrastr Design & Const	207954	DPW IDC Budgetary	13920	SR PW-Overhead	10029981	PW-Overhead	2	PW-Bureau Overhead	20678	PW IDC - Infra Dsgn & Const	5130Fringe	515010		451	Gross Expenditures	1823_C	Senior Administrative Analyst	21	021 - LOCAL 21, PROFESSIONAL AND TECHNICAL ENG	C	A	R	1140381	-	-	-	$ -	$ (3,952.00)	$ (3,952.00)	-	-	-	$ -	$ (4,189.00)	$ (4,189.00)	NO	YES	Position reassigned to reflect organization structure and funding source
Self Supporting	DPW	207988	DPW Infrastructure	229863	DPW Infrastr Design & Const	207954	DPW IDC Budgetary	13920	SR PW-Overhead	10029981	PW-Overhead	2	PW-Bureau Overhead	20678	PW IDC - Infra Dsgn & Const	5130Fringe	515010		451	Gross Expenditures	1840_C	Junior Management Assistant	790	790 - LOCAL 790, SEIU	C	A	S	1128025	-	-	-	$ -	$ (4,966.00)	$ (4,966.00)	-	-	-	$ -	$ (5,264.00)	$ (5,264.00)	NO	YES	Position substituted to reflect new needs
Self Supporting	DPW	207988	DPW Infrastructure	229863	DPW Infrastr Design & Const	207954	DPW IDC Budgetary	13920	SR PW-Overhead	10029981	PW-Overhead	2	PW-Bureau Overhead	20678	PW IDC - Infra Dsgn & Const	5130Fringe	515010		451	Gross Expenditures	1842_C	Management Assistant	790	790 - LOCAL 790, SEIU	C	A	R	1120545	-	-	-	$ -	$ 4,966.00	$ 4,966.00	-	-	-	$ -	$ 5,264.00	$ 5,264.00	NO	YES	Position reassigned to reflect organization structure and funding source
Self Supporting	DPW	207988	DPW Infrastructure	229863	DPW Infrastr Design & Const	207954	DPW IDC Budgetary	13920	SR PW-Overhead	10029981	PW-Overhead	2	PW-Bureau Overhead	20678	PW IDC - Infra Dsgn & Const	5130Fringe	515010		451	Gross Expenditures	5207_C	Associate Engineer	21	021 - LOCAL 21, PROFESSIONAL AND TECHNICAL ENG	C	A	R	1118063	-	-	-	$ -	$ (3,952.00)	$ (3,952.00)	-	-	-	$ -	$ (4,189.00)	$ (4,189.00)	NO	YES	Position reassigned to reflect organization structure and funding source
Self Supporting	DPW	207988	DPW Infrastructure	229863	DPW Infrastr Design & Const	207954	DPW IDC Budgetary	13920	SR PW-Overhead	10029981	PW-Overhead	2	PW-Bureau Overhead	20678	PW IDC - Infra Dsgn & Const	5130Fringe	515010		451	Gross Expenditures	5211_C	Engineer(Architect/Landscape Architect Senior	21	021 - LOCAL 21, PROFESSIONAL AND TECHNICAL ENG	C	A	R	1102952	-	-	-	$ -	$ 3,952.00	$ 3,952.00	-	-	-	$ -	$ 4,189.00	$ 4,189.00	NO	YES	Position reassigned to reflect organization structure and funding source
Self Supporting	DPW	207988	DPW Infrastructure	229863	DPW Infrastr Design & Const	207954	DPW IDC Budgetary	13920	SR PW-Overhead	10029981	PW-Overhead	2	PW-Bureau Overhead	20678	PW IDC - Infra Dsgn & Const	5130Fringe	515010		451	Gross Expenditures	5211_C	Engineer(Architect/Landscape Architect Senior	21	021 - LOCAL 21, PROFESSIONAL AND TECHNICAL ENG	C	A	S	1102952	-	-	-	$ -	$ (3,952.00)	$ (3,952.00)	-	-	-	$ -	$ (4,189.00)	$ (4,189.00)	NO	YES	Position substituted to reflect new needs
Self Supporting	DPW	207988	DPW Infrastructure	229863	DPW Infrastr Design & Const	207954	DPW IDC Budgetary	13920	SR PW-Overhead	10029981	PW-Overhead	2	PW-Bureau Overhead	20678	PW IDC - Infra Dsgn & Const	5130Fringe	515010		451	Gross Expenditures	5212_C	Engineer(Architect Principal	21	021 - LOCAL 21, PROFESSIONAL AND TECHNICAL ENG	C	A	R	1068713	-	-	-	$ -	$ 3,953.00	$ 3,952.00	-	-	-	$ -	$ 4,189.00	$ 4,189.00	NO	YES	Position reassigned to reflect organization structure and funding source
Self Supporting	DPW	207988	DPW Infrastructure	229863	DPW Infrastr Design & Const	207954	DPW IDC Budgetary	13920	SR PW-Overhead	10029981	PW-Overhead	2	PW-Bureau Overhead	20678	PW IDC - Infra Dsgn & Const	5130Fringe	515710		451	Gross Expenditures	0942_C	Manager VII	351	351 - MEA, MUNICIPAL EXECUTIVES ASSOCIATION	C	A	S	1102952	-	-	-	$ -	$ 11,806.00	$ 11,806.00	-	-	-	$ -	$ 12,515.00	$ 12,515.00	NO	YES	Position substituted to reflect new needs
Self Supporting	DPW	207988	DPW Infrastructure	229863	DPW Infrastr Design & Const	207954	DPW IDC Budgetary	13920	SR PW-Overhead	10029981	PW-Overhead	2	PW-Bureau Overhead	20678	PW IDC - Infra Dsgn & Const	5130Fringe	515710		451	Gross Expenditures	1404_C	Clerk	790	790 - LOCAL 790, SEIU	C	A	R	1128026	-	-	-	$ -	$ (5,673.00)	$ (5,673.00)	-	-	-	$ -	$ (10,253.00)	$ (10,253.00)	NO	YES	Position reassigned to reflect organization structure and funding source
Self Supporting	DPW	207988	DPW Infrastructure	229863	DPW Infrastr Design & Const	207954	DPW IDC Budgetary	13920	SR PW-Overhead	10029981	PW-Overhead	2	PW-Bureau Overhead	20678	PW IDC - Infra Dsgn & Const	5130Fringe	515710		451	Gross Expenditures	1408_C	Principal Clerk	790	790 - LOCAL 790, SEIU	C	A	R	1096434	-	-	-	$ -	$ 9,673.00	$ 9,673.00	-	-	-	$ -	$ 10,253.00	$ 10,253.00	NO	YES	Position reassigned to reflect organization structure and funding source
Self Supporting	DPW	207988	DPW Infrastructure	229863	DPW Infrastr Design & Const	207954	DPW IDC Budgetary	13920	SR PW-Overhead	10029981	PW-Overhead	2	PW-Bureau Overhead	20678	PW IDC - Infra Dsgn & Const	5130Fringe	515710		451	Gross Expenditures	1820_C	Junior Administrative Analyst	790	790 - LOCAL 790, SEIU	C	A	R	1027673	-	-	-	$ -	$ 9,673.00	$ 9,673.00	-	-	-	$ -	$ 10,253.00	$ 10,253.00	NO	YES	Position reassigned to reflect organization structure and funding source
Self Supporting	DPW	207988	DPW Infrastructure	229863	DPW Infrastr Design & Const	207954	DPW IDC Budgetary	13920	SR PW-Overhead	10029981	PW-Overhead	2	PW-Bureau Overhead	20678	PW IDC - Infra Dsgn & Const	5130Fringe	515710		451	Gross Expenditures	1820_C	Junior Administrative Analyst	790	790 - LOCAL 790, SEIU	C	A	S	1128025	-	-	-	$ -	$ 9,673.00	$ 9,673.00	-	-	-	$ -	$ 10,253.00	$ 10,253.00	NO	YES	Position substituted to reflect new needs
Self Supporting	DPW	207988	DPW Infrastructure	229863	DPW Infrastr Design & Const	207954	DPW IDC Budgetary	13920	SR PW-Overhead	10029981	PW-Overhead	2	PW-Bureau Overhead	20678	PW IDC - Infra Dsgn & Const	5130Fringe	515710		451	Gross Expenditures	1823_C	Senior Administrative Analyst	21	021 - LOCAL 21, PROFESSIONAL AND TECHNICAL ENG	C	A	R	1140381	-	-	-	$ -	$ (11,307.00)	$ (11,307.00)	-	-	-	$ -	$ (11,985.00)	$ (11,985.00)	NO	YES	Position reassigned to reflect organization structure and funding source
Self Supporting	DPW	207988	DPW Infrastructure	229863	DPW Infrastr Design & Const	207954	DPW IDC Budgetary	13920	SR PW-Overhead	10029981	PW-Overhead	2	PW-Bureau Overhead	20678	PW IDC - Infra Dsgn & Const	5130Fringe	515710		451	Gross Expenditures	1840_C	Junior Management Assistant	790	790 - LOCAL 790, SEIU	C	A	S	1128025	-	-	-	$ -	$ (9,673.00)	$ (9,673.00)	-	-	-	$ -	$ (10,253.00)	$ (10,253.00)	NO	YES	Position substituted to reflect new needs
Self Supporting	DPW	207988	DPW Infrastructure	229863	DPW Infrastr Design & Const	207954	DPW IDC Budgetary	13920	SR PW-Overhead	10029981	PW-Overhead	2	PW-Bureau Overhead	20678	PW IDC - Infra Dsgn & Const	5130Fringe	515710		451	Gross Expenditures	1842_C	Management Assistant	790	790 - LOCAL 790, SEIU	C	A	R	1120545	-	-	-	$ -	$ 9,673.00	$ 9,673.00	-	-	-	$ -	$ 10,253.00	$ 10,253.00	NO	YES	Position reassigned to reflect organization structure and funding source
Self Supporting	DPW	207988	DPW Infrastructure	229863	DPW Infrastr Design & Const	207954	DPW IDC Budgetary	13920	SR PW-Overhead	10029981	PW-Overhead	2	PW-Bureau Overhead	20678	PW IDC - Infra Dsgn & Const	5130Fringe	515710		451	Gross Expenditures	5207_C	Associate Engineer	21	021 - LOCAL 21, PROFESSIONAL AND TECHNICAL ENG	C	A	R	1118063	-	-	-	$ -	$ (11,307.00)	$ (11,307.00)	-	-	-	$ -	$ (11,985.00)	$ (11,985.00)	NO	YES	Position reassigned to reflect organization structure and funding source
Self Supporting	DPW	207988	DPW Infrastructure	229863	DPW Infrastr Design & Const	207954	DPW IDC Budgetary	13920	SR PW-Overhead	10029981	PW-Overhead	2	PW-Bureau Overhead	20678	PW IDC - Infra Dsgn & Const	5130Fringe	515710		451	Gross Expenditures	5211_C	Engineer(Architect/Landscape Architect Senior	21	021 - LOCAL 21, PROFESSIONAL AND TECHNICAL ENG	C	A	R	1102952	-	-	-	$ -	$ 11,307.00	$ 11,307.00	-	-	-	$ -	$ 11,985.00	$ 11,985.00	NO	YES	Position reassigned to reflect organization structure and funding source
Self Supporting	DPW	207988	DPW Infrastructure	229863	DPW Infrastr Design & Const	207954	DPW IDC Budgetary	13920	SR PW-Overhead	10029981	PW-Overhead	2	PW-Bureau Overhead	20678	PW IDC - Infra Dsgn & Const	5130Fringe	515710		451	Gross Expenditures	5211_C	Engineer(Architect/Landscape Architect Senior	21	021 - LOCAL 21, PROFESSIONAL AND TECHNICAL ENG	C	A	S	1102952	-	-	-	$ -	$ (11,307.00)	$ (11,307.00)	-	-	-	$ -	$ (11,985.00)	$ (11,985.00)	NO	YES	Position substituted to reflect new needs
Self Supporting	DPW	207988	DPW Infrastructure	229863	DPW Infrastr Design & Const	207954	DPW IDC Budgetary	13920	SR PW-Overhead	10029981	PW-Overhead	2	PW-Bureau Overhead	20678	PW IDC - Infra Dsgn & Const	5130Fringe	515710		451	Gross Expenditures	5212_C	Engineer(Architect Principal	21	021 - LOCAL 21, PROFESSIONAL AND TECHNICAL ENG	C	A	R	1068713	-	-	-	$ -	$ 11,307.00	$ 11,307.00	-	-	-	$ -	$ 11,985.00	$ 11,985.00	NO	YES	Position reassigned to reflect organization structure and funding source
Self Supporting	DPW	207988	DPW Infrastructure	229863	DPW Infrastr Design & Const	207954	DPW IDC Budgetary	13920	SR PW-Overhead	10029981	PW-Overhead	2	PW-Bureau Overhead	20678	PW IDC - Infra Dsgn & Const	5130Fringe	516010		451	Gross Expenditures	0942_C	Manager VII	351	351 - MEA, MUNICIPAL EXECUTIVES ASSOCIATION	C	A	S	1102952	-	-	-	$ -	$ 1,353.00	$ 1,353.00	-	-	-	$ -	$ 1,407.00	$ 1,407.00	NO	YES	Position substituted to reflect new needs
Self Supporting	DPW	207988	DPW Infrastructure	229863	DPW Infrastr Design & Const	207954	DPW IDC Budgetary	13920	SR PW-Overhead	10029981	PW-Overhead	2	PW-Bureau Overhead	20678	PW IDC - Infra Dsgn & Const	5130Fringe	516010		451	Gross Expenditures	1404_C	Clerk	790	790 - LOCAL 790, SEIU	C	A	R	1128026	-	-	-	$ -	$ (1,161.00)	$ (1,161.00)	-	-	-	$ -	$ (1,207.00)	$ (1,207.00)	NO	YES	Position reassigned to reflect organization structure and funding source
Self Supporting	DPW	207988	DPW Infrastructure	229863	DPW Infrastr Design & Const	207954	DPW IDC Budgetary	13920	SR PW-Overhead	10029981	PW-Overhead	2	PW-Bureau Overhead	20678	PW IDC - Infra Dsgn & Const	5130Fringe	516010		451	Gross Expenditures	1408_C	Principal Clerk	790	790 - LOCAL 790, SEIU	C	A	R	1096434	-	-	-	$ -	$ 1,161.00	$ 1,161.00	-	-	-	$ -	$ 1,207.00	$ 1,207.00	NO	YES	Position reassigned to reflect organization structure and funding source
Self Supporting	DPW	207988	DPW Infrastructure	229863	DPW Infrastr Design & Const	207954	DPW IDC Budgetary	13920	SR PW-Overhead	10029981	PW-Overhead	2	PW-Bureau Overhead	20678	PW IDC - Infra Dsgn & Const	5130Fringe	516010		451	Gross Expenditures	1820_C	Junior Administrative Analyst	790	790 - LOCAL 790, SEIU	C	A	R	1027673	-	-	-	$ -	$ 1,161.00	$ 1,161.00	-	-	-	$ -	$ 1,207.00	$ 1,207.00	NO	YES	Position reassigned to reflect organization structure and funding source
Self Supporting	DPW	207988	DPW Infrastructure	229863	DPW Infrastr Design & Const	207954	DPW IDC Budgetary	13920	SR PW-Overhead	10029981	PW-Overhead	2	PW-Bureau Overhead	20678	PW IDC - Infra Dsgn & Const	5130Fringe	516010		451	Gross Expenditures	1820_C	Junior Administrative Analyst	790	790 - LOCAL 790, SEIU	C	A	S	1128025	-	-	-	$ -	$ 1,161.00	$ 1,161.00	-	-	-	$ -	$ 1,207.00	$ 1,207.00	NO	YES	Position substituted to reflect new needs
Self Supporting	DPW	207988	DPW Infrastructure	229863	DPW Infrastr Design & Const	207954	DPW IDC Budgetary	13920	SR PW-Overhead	10029981	PW-Overhead	2	PW-Bureau Overhead	20678	PW IDC - Infra Dsgn & Const	5130Fringe	516010		451	Gross Expenditures	1823_C	Senior Administrative Analyst	21	021 - LOCAL 21, PROFESSIONAL AND TECHNICAL ENG	C	A	R	1140381	-	-	-	$ -	$ (1,250.00)	$ (1,250.00)	-	-	-	$ -	$ (1,300.00)	$ (1,300.00)	NO	YES	Position reassigned to reflect organization structure and funding source
Self Supporting	DPW	207988	DPW Infrastructure	229863	DPW Infrastr Design & Const	207954	DPW IDC Budgetary	13920	SR PW-Overhead	10029981	PW-Overhead	2	PW-Bureau Overhead	20678	PW IDC - Infra Dsgn & Const	5130Fringe	516010		451	Gross Expenditures	1840_C	Junior Management Assistant	790	790 - LOCAL 790, SEIU	C	A	S	1128025	-	-	-	$ -	$ (1,161.00)	$ (1,161.00)	-	-	-	$ -	$ (1,207.00)	$ (1,207.00)	NO	YES	Position substituted to reflect new needs
Self Supporting	DPW	207988	DPW Infrastructure	229863	DPW Infrastr Design & Const	207954	DPW IDC Budgetary	13920	SR PW-Overhead	10029981	PW-Overhead	2	PW-Bureau Overhead	20678	PW IDC - Infra Dsgn & Const	5130Fringe	516010		451	Gross Expenditures	1842_C	Management Assistant	790	790 - LOCAL 790, SEIU	C	A	R	1120545	-	-	-	$ -	$ 1,161.00	$ 1,161.00	-	-	-	$ -	$ 1,207.00	$ 1,207.00	NO	YES	Position reassigned to reflect organization structure and funding source
Self Supporting	DPW	207988	DPW Infrastructure	229863	DPW Infrastr Design & Const	207954	DPW IDC Budgetary	13920	SR PW-Overhead	10029981	PW-Overhead	2	PW-Bureau Overhead	20678	PW IDC - Infra Dsgn & Const	5130Fringe	516010		451	Gross Expenditures	5207_C	Associate Engineer	21	021 - LOCAL 21, PROFESSIONAL AND TECHNICAL ENG	C	A	R	1118063	-	-	-	$ -	$ (1,250.00)	$ (1,250.00)	-	-	-	$ -	$ (1,300.00)	$ (1,300.00)	NO	YES	Position reassigned to reflect organization structure and funding source
Self Supporting	DPW	207988	DPW Infrastructure	229863	DPW Infrastr Design & Const	207954	DPW IDC Budgetary	13920	SR PW-Overhead	10029981	PW-Overhead	2	PW-Bureau Overhead	20678	PW IDC - Infra Dsgn & Const	5130Fringe	516010		451	Gross Expenditures	5211_C	Engineer(Architect/Landscape Architect Senior	21	021 - LOCAL 21, PROFESSIONAL AND TECHNICAL ENG	C	A	R	1102952	-	-	-	$ -	$ 1,250.00	$ 1,250.00	-	-	-	$ -	$ 1,300.00	$ 1,300.00	NO	YES	Position reassigned to reflect organization structure and funding source
Self Supporting	DPW	207988	DPW Infrastructure	229863	DPW Infrastr Design & Const	207954	DPW IDC Budgetary	13920	SR PW-Overhead	10029981	PW-Overhead	2	PW-Bureau Overhead	20678	PW IDC - Infra Dsgn & Const	5130Fringe	516010		451	Gross Expenditures	5211_C	Engineer(Architect/Landscape Architect Senior	21	021 - LOCAL 21, PROFESSIONAL AND TECHNICAL ENG	C	A	S	1102952	-	-	-	$ -	$ (1,250.00)	$ (1,250.00)	-	-	-	$ -	$ (1,300.00)	$ (1,300.00)	NO	YES	Position substituted to reflect new needs
Self Supporting	DPW	207988	DPW Infrastructure	229863	DPW Infrastr Design & Const	207954	DPW IDC Budgetary	13920	SR PW-Overhead	10029981	PW-Overhead	2	PW-Bureau Overhead	20678	PW IDC - Infra Dsgn & Const	5130Fringe	516010		451	Gross Expenditures	5212_C	Engineer(Architect Principal	21	021 - LOCAL 21, PROFESSIONAL AND TECHNICAL ENG	C	A	R	1068713	-	-	-	$ -	$ 1,250.00	$ 1,250.00	-	-	-	$ -	$ 1,300.00	$ 1,300.00	NO	YES	Position reassigned to reflect organization structure and funding source

GFS Type	Dept	Dept Division	Division Description	Dept Section	Section Description	Department ID	Department Description	Fund ID	Fund Title	Project ID	Project Title	Activity ID	Activity Title	Authority ID	Authority Title	Account Lvl 5 Name	Account ID	Agency Use ID	AAO	AAO Title	Class	Job Class Title	Emp Org Code	Emp Org Title	Ret	Status	Action	Ref No.	Start Dept FTE	End Dept FTE	Var Dept FTE	Start Dept Amt	End Dept Amt	Var Dept Amt	Start BY+1 Dept FTE	End BY+1 Dept FTE	Var BY+1 Dept FTE	Start BY+1 Dept Amt	End BY+1 Dept Amt	Var BY+1 Dept Amt	FTE Changes Submitted?	Amount Changes Submitted?	Explanation of FTE and/or Amount Change
Self Supporting	DPW	207988	DPW Infrastructure	229863	DPW Infrastr Design & Const	207954	DPW IDC Budgetary	13920	SR PW-Overhead	10029981	PW-Overhead	2	PW-Bureau Overhead	20678	PW IDC - Infra Dsgn & Const	513OHrge	517010		451	Gross Expenditures	0942_C	Manager VII	351	351 - MEA, MUNICIPAL EXECUTIVES ASSOCIATION	C	A	S	1102952				$ -	$ 224.00	$ 224.00				$ -	$ 235.00	$ 235.00	NO	YES	Position substituted to reflect new needs
Self Supporting	DPW	207988	DPW Infrastructure	229863	DPW Infrastr Design & Const	207954	DPW IDC Budgetary	13920	SR PW-Overhead	10029981	PW-Overhead	2	PW-Bureau Overhead	20678	PW IDC - Infra Dsgn & Const	513OHrge	517010		451	Gross Expenditures	1404_C	Clerk	790	790 - LOCAL 790, SEIU	C	A	R	1128026				$ -	$ (67.00)	$ (67.00)				$ -	$ (70.00)	$ (70.00)	NO	YES	Position reassigned to reflect organization structure and funding source
Self Supporting	DPW	207988	DPW Infrastructure	229863	DPW Infrastr Design & Const	207954	DPW IDC Budgetary	13920	SR PW-Overhead	10029981	PW-Overhead	2	PW-Bureau Overhead	20678	PW IDC - Infra Dsgn & Const	513OHrge	517010		451	Gross Expenditures	1408_C	Principal Clerk	790	790 - LOCAL 790, SEIU	C	A	R	1096434				$ -	$ 91.00	$ 91.00				$ -	$ 96.00	$ 96.00	NO	YES	Position reassigned to reflect organization structure and funding source
Self Supporting	DPW	207988	DPW Infrastructure	229863	DPW Infrastr Design & Const	207954	DPW IDC Budgetary	13920	SR PW-Overhead	10029981	PW-Overhead	2	PW-Bureau Overhead	20678	PW IDC - Infra Dsgn & Const	513OHrge	517010		451	Gross Expenditures	1820_C	Junior Administrative Analyst	790	790 - LOCAL 790, SEIU	C	A	R	1027673				$ -	$ 82.00	$ 82.00				$ -	$ 86.00	$ 86.00	NO	YES	Position reassigned to reflect organization structure and funding source
Self Supporting	DPW	207988	DPW Infrastructure	229863	DPW Infrastr Design & Const	207954	DPW IDC Budgetary	13920	SR PW-Overhead	10029981	PW-Overhead	2	PW-Bureau Overhead	20678	PW IDC - Infra Dsgn & Const	513OHrge	517010		451	Gross Expenditures	1820_C	Junior Administrative Analyst	790	790 - LOCAL 790, SEIU	C	A	S	1128025				$ -	$ 82.00	$ 82.00				$ -	$ 86.00	$ 86.00	NO	YES	Position substituted to reflect new needs
Self Supporting	DPW	207988	DPW Infrastructure	229863	DPW Infrastr Design & Const	207954	DPW IDC Budgetary	13920	SR PW-Overhead	10029981	PW-Overhead	2	PW-Bureau Overhead	20678	PW IDC - Infra Dsgn & Const	513OHrge	517010		451	Gross Expenditures	1823_C	Senior Administrative Analyst	21	021 - LOCAL 21, PROFESSIONAL AND TECHNICAL ENG	C	A	R	1140381				$ -	$ (126.00)	$ (126.00)				$ -	$ (133.00)	$ (133.00)	NO	YES	Position reassigned to reflect organization structure and funding source
Self Supporting	DPW	207988	DPW Infrastructure	229863	DPW Infrastr Design & Const	207954	DPW IDC Budgetary	13920	SR PW-Overhead	10029981	PW-Overhead	2	PW-Bureau Overhead	20678	PW IDC - Infra Dsgn & Const	513OHrge	517010		451	Gross Expenditures	1840_C	Junior Management Assistant	790	790 - LOCAL 790, SEIU	C	A	S	1128025				$ -	$ (87.00)	$ (87.00)				$ -	$ (92.00)	$ (92.00)	NO	YES	Position substituted to reflect new needs
Self Supporting	DPW	207988	DPW Infrastructure	229863	DPW Infrastr Design & Const	207954	DPW IDC Budgetary	13920	SR PW-Overhead	10029981	PW-Overhead	2	PW-Bureau Overhead	20678	PW IDC - Infra Dsgn & Const	513OHrge	517010		451	Gross Expenditures	1842_C	Management Assistant	790	790 - LOCAL 790, SEIU	C	A	R	1120545				$ -	$ 99.00	$ 99.00				$ -	$ 104.00	$ 104.00	NO	YES	Position reassigned to reflect organization structure and funding source
Self Supporting	DPW	207988	DPW Infrastructure	229863	DPW Infrastr Design & Const	207954	DPW IDC Budgetary	13920	SR PW-Overhead	10029981	PW-Overhead	2	PW-Bureau Overhead	20678	PW IDC - Infra Dsgn & Const	513OHrge	517010		451	Gross Expenditures	5207_C	Associate Engineer	21	021 - LOCAL 21, PROFESSIONAL AND TECHNICAL ENG	C	A	R	1138063				$ -	$ (146.00)	$ (146.00)				$ -	$ (153.00)	$ (153.00)	NO	YES	Position reassigned to reflect organization structure and funding source
Self Supporting	DPW	207988	DPW Infrastructure	229863	DPW Infrastr Design & Const	207954	DPW IDC Budgetary	13920	SR PW-Overhead	10029981	PW-Overhead	2	PW-Bureau Overhead	20678	PW IDC - Infra Dsgn & Const	513OHrge	517010		451	Gross Expenditures	5211_C	Engineer/Architect/Landscape Architect Senior	21	021 - LOCAL 21, PROFESSIONAL AND TECHNICAL ENG	C	A	R	1102952				$ -	$ 196.00	$ 196.00				$ -	$ 206.00	$ 206.00	NO	YES	Position reassigned to reflect organization structure and funding source
Self Supporting	DPW	207988	DPW Infrastructure	229863	DPW Infrastr Design & Const	207954	DPW IDC Budgetary	13920	SR PW-Overhead	10029981	PW-Overhead	2	PW-Bureau Overhead	20678	PW IDC - Infra Dsgn & Const	513OHrge	517010		451	Gross Expenditures	5211_C	Engineer/Architect/Landscape Architect Senior	21	021 - LOCAL 21, PROFESSIONAL AND TECHNICAL ENG	C	A	S	1102952				$ -	$ (196.00)	$ (196.00)				$ -	$ (206.00)	$ (206.00)	NO	YES	Position substituted to reflect new needs
Self Supporting	DPW	207988	DPW Infrastructure	229863	DPW Infrastr Design & Const	207954	DPW IDC Budgetary	13920	SR PW-Overhead	10029981	PW-Overhead	2	PW-Bureau Overhead	20678	PW IDC - Infra Dsgn & Const	513OHrge	517010		451	Gross Expenditures	5212_C	Engineer/Architect Principal	21	021 - LOCAL 21, PROFESSIONAL AND TECHNICAL ENG	C	A	R	1068711				$ -	$ 245.00	$ 245.00				$ -	$ 257.00	$ 257.00	NO	YES	Position reassigned to reflect organization structure and funding source
Self Supporting	DPW	207988	DPW Infrastructure	229863	DPW Infrastr Design & Const	207954	DPW IDC Budgetary	13920	SR PW-Overhead	10029981	PW-Overhead	2	PW-Bureau Overhead	20678	PW IDC - Infra Dsgn & Const	513OHrge	517010		451	Gross Expenditures	9991M_Z	One Day Adjustment - Misc	82M	Special Class Pro-rated Misc	C	A	R	1068713				$ -	$ 1.00	$ 1.00				$ -	$ 1.00	$ 1.00	NO	YES	System Entry
Self Supporting	DPW	207988	DPW Infrastructure	229863	DPW Infrastr Design & Const	207954	DPW IDC Budgetary	13920	SR PW-Overhead	10029981	PW-Overhead	2	PW-Bureau Overhead	20678	PW IDC - Infra Dsgn & Const	513OHrge	517010		451	Gross Expenditures	9991M_Z	One Day Adjustment - Misc	82M	Special Class Pro-rated Misc	C	A	R	1102952				$ -	$ 1.00	$ 1.00				$ -	$ 1.00	$ 1.00	NO	YES	System Entry
Self Supporting	DPW	207988	DPW Infrastructure	229863	DPW Infrastr Design & Const	207954	DPW IDC Budgetary	13920	SR PW-Overhead	10029981	PW-Overhead	2	PW-Bureau Overhead	20678	PW IDC - Infra Dsgn & Const	513OHrge	517010		451	Gross Expenditures	9991M_Z	One Day Adjustment - Misc	82M	Special Class Pro-rated Misc	C	A	R	1138063				$ -	$ (1.00)	$ (1.00)				$ -	$ (1.00)	$ (1.00)	NO	YES	System Entry
Self Supporting	DPW	207988	DPW Infrastructure	229863	DPW Infrastr Design & Const	207954	DPW IDC Budgetary	13920	SR PW-Overhead	10029981	PW-Overhead	2	PW-Bureau Overhead	20678	PW IDC - Infra Dsgn & Const	513OHrge	517010		451	Gross Expenditures	9991M_Z	One Day Adjustment - Misc	82M	Special Class Pro-rated Misc	C	A	R	1140381				$ -	$ -	$ -				$ -	$ (1.00)	$ (1.00)	NO	YES	System Entry
Self Supporting	DPW	207988	DPW Infrastructure	229863	DPW Infrastr Design & Const	207954	DPW IDC Budgetary	13920	SR PW-Overhead	10029981	PW-Overhead	2	PW-Bureau Overhead	20678	PW IDC - Infra Dsgn & Const	513OHrge	517010		451	Gross Expenditures	9991M_Z	One Day Adjustment - Misc	82M	Special Class Pro-rated Misc	Z	A						$ (1.00)	$ (8.00)	$ (1.00)				$ -	$ (8.00)	$ (7.00)	NO	YES	System Entry
Self Supporting	DPW	207988	DPW Infrastructure	229863	DPW Infrastr Design & Const	207954	DPW IDC Budgetary	13920	SR PW-Overhead	10029981	PW-Overhead	2	PW-Bureau Overhead	20678	PW IDC - Infra Dsgn & Const	513OHrge	517010		451	Gross Expenditures	9993M_Z	Estimated Project Funding - Misc	82M	BZM - Special Class Pro-rated Misc	Z	A						$ (783.00)	$ (1,017.00)	$ (234.00)				$ -	$ (822.00)	$ (1,070.00)	NO	YES	Budget Reorganization
Self Supporting	DPW	207988	DPW Infrastructure	229863	DPW Infrastr Design & Const	207954	DPW IDC Budgetary	13920	SR PW-Overhead	10029981	PW-Overhead	2	PW-Bureau Overhead	20678	PW IDC - Infra Dsgn & Const	513OHrge	517010		451	Gross Expenditures	TEMPM_E	Temporary - Miscellaneous	80M	BEM - Special Class Exempt Misc	E	A						$ 1,071.00	$ 484.00	$ (587.00)				$ -	$ 1,071.00	$ 484.00	NO	YES	Reflects projected need for temporary labor
Self Supporting	DPW	207988	DPW Infrastructure	229863	DPW Infrastr Design & Const	207954	DPW IDC Budgetary	13920	SR PW-Overhead	10029981	PW-Overhead	2	PW-Bureau Overhead	20678	PW IDC - Infra Dsgn & Const	513OHrge	519110		451	Gross Expenditures	0942_C	Manager VII	351	351 - MEA, MUNICIPAL EXECUTIVES ASSOCIATION	C	A	S	1102952				$ -	$ 5,357.00	$ 5,357.00				$ -	$ 5,679.00	$ 5,679.00	NO	YES	Position substituted to reflect new needs
Self Supporting	DPW	207988	DPW Infrastructure	229863	DPW Infrastr Design & Const	207954	DPW IDC Budgetary	13920	SR PW-Overhead	10029981	PW-Overhead	2	PW-Bureau Overhead	20678	PW IDC - Infra Dsgn & Const	513OHrge	519120		451	Gross Expenditures	1404_C	Clerk	790	790 - LOCAL 790, SEIU	C	A	R	1128026				$ -	$ (260.00)	$ (260.00)				$ -	$ (273.00)	$ (273.00)	NO	YES	Position reassigned to reflect organization structure and funding source
Self Supporting	DPW	207988	DPW Infrastructure	229863	DPW Infrastr Design & Const	207954	DPW IDC Budgetary	13920	SR PW-Overhead	10029981	PW-Overhead	2	PW-Bureau Overhead	20678	PW IDC - Infra Dsgn & Const	513OHrge	519120		451	Gross Expenditures	1408_C	Principal Clerk	790	790 - LOCAL 790, SEIU	C	A	R	1096434				$ -	$ 356.00	$ 356.00				$ -	$ 374.00	$ 374.00	NO	YES	Position reassigned to reflect organization structure and funding source
Self Supporting	DPW	207988	DPW Infrastructure	229863	DPW Infrastr Design & Const	207954	DPW IDC Budgetary	13920	SR PW-Overhead	10029981	PW-Overhead	2	PW-Bureau Overhead	20678	PW IDC - Infra Dsgn & Const	513OHrge	519120		451	Gross Expenditures	1820_C	Junior Administrative Analyst	790	790 - LOCAL 790, SEIU	C	A	R	1027673				$ -	$ 320.00	$ 320.00				$ -	$ 336.00	$ 336.00	NO	YES	Position reassigned to reflect organization structure and funding source
Self Supporting	DPW	207988	DPW Infrastructure	229863	DPW Infrastr Design & Const	207954	DPW IDC Budgetary	13920	SR PW-Overhead	10029981	PW-Overhead	2	PW-Bureau Overhead	20678	PW IDC - Infra Dsgn & Const	513OHrge	519120		451	Gross Expenditures	1820_C	Junior Administrative Analyst	790	790 - LOCAL 790, SEIU	C	A	S	1128025				$ -	$ 320.00	$ 320.00				$ -	$ 336.00	$ 336.00	NO	YES	Position substituted to reflect new needs
Self Supporting	DPW	207988	DPW Infrastructure	229863	DPW Infrastr Design & Const	207954	DPW IDC Budgetary	13920	SR PW-Overhead	10029981	PW-Overhead	2	PW-Bureau Overhead	20678	PW IDC - Infra Dsgn & Const	513OHrge	519120		451	Gross Expenditures	1823_C	Senior Administrative Analyst	21	021 - LOCAL 21, PROFESSIONAL AND TECHNICAL ENG	C	A	R	1140381				$ -	$ 440.00	$ 440.00				$ -	$ 462.00	$ 462.00	NO	YES	Position reassigned to reflect organization structure and funding source
Self Supporting	DPW	207988	DPW Infrastructure	229863	DPW Infrastr Design & Const	207954	DPW IDC Budgetary	13920	SR PW-Overhead	10029981	PW-Overhead	2	PW-Bureau Overhead	20678	PW IDC - Infra Dsgn & Const	513OHrge	519120		451	Gross Expenditures	1840_C	Junior Management Assistant	790	790 - LOCAL 790, SEIU	C	A	S	1128025				$ -	$ (341.00)	$ (341.00)				$ -	$ (358.00)	$ (358.00)	NO	YES	Position substituted to reflect new needs
Self Supporting	DPW	207988	DPW Infrastructure	229863	DPW Infrastr Design & Const	207954	DPW IDC Budgetary	13920	SR PW-Overhead	10029981	PW-Overhead	2	PW-Bureau Overhead	20678	PW IDC - Infra Dsgn & Const	513OHrge	519120		451	Gross Expenditures	1842_C	Management Assistant	790	790 - LOCAL 790, SEIU	C	A	R	1120545				$ -	$ 386.00	$ 386.00				$ -	$ 405.00	$ 405.00	NO	YES	Position reassigned to reflect organization structure and funding source
Self Supporting	DPW	207988	DPW Infrastructure	229863	DPW Infrastr Design & Const	207954	DPW IDC Budgetary	13920	SR PW-Overhead	10029981	PW-Overhead	2	PW-Bureau Overhead	20678	PW IDC - Infra Dsgn & Const	513OHrge	519120		451	Gross Expenditures	5207_C	Associate Engineer	21	021 - LOCAL 21, PROFESSIONAL AND TECHNICAL ENG	C	A	R	1138063				$ -	$ (515.00)	$ (515.00)				$ -	$ (541.00)	$ (541.00)	NO	YES	Position reassigned to reflect organization structure and funding source
Self Supporting	DPW	207988	DPW Infrastructure	229863	DPW Infrastr Design & Const	207954	DPW IDC Budgetary	13920	SR PW-Overhead	10029981	PW-Overhead	2	PW-Bureau Overhead	20678	PW IDC - Infra Dsgn & Const	513OHrge	519120		451	Gross Expenditures	5211_C	Engineer/Architect/Landscape Architect Senior	21	021 - LOCAL 21, PROFESSIONAL AND TECHNICAL ENG	C	A	R	1102952				$ -	$ 690.00	$ 690.00				$ -	$ 725.00	$ 725.00	NO	YES	Position reassigned to reflect organization structure and funding source
Self Supporting	DPW	207988	DPW Infrastructure	229863	DPW Infrastr Design & Const	207954	DPW IDC Budgetary	13920	SR PW-Overhead	10029981	PW-Overhead	2	PW-Bureau Overhead	20678	PW IDC - Infra Dsgn & Const	513OHrge	519120		451	Gross Expenditures	5211_C	Engineer/Architect/Landscape Architect Senior	21	021 - LOCAL 21, PROFESSIONAL AND TECHNICAL ENG	C	A	S	1102952				$ -	$ (690.00)	$ (690.00)				$ -	$ (725.00)	$ (725.00)	NO	YES	Position substituted to reflect new needs
Self Supporting	DPW	207988	DPW Infrastructure	229863	DPW Infrastr Design & Const	207954	DPW IDC Budgetary	13920	SR PW-Overhead	10029981	PW-Overhead	2	PW-Bureau Overhead	20678	PW IDC - Infra Dsgn & Const	513OHrge	519120		451	Gross Expenditures	5212_C	Engineer/Architect Principal	21	021 - LOCAL 21, PROFESSIONAL AND TECHNICAL ENG	C	A	R	1068711				$ -	$ 862.00	$ 862.00				$ -	$ 906.00	$ 906.00	NO	YES	Position reassigned to reflect organization structure and funding source
Self Supporting	DPW	207988	DPW Infrastructure	229863	DPW Infrastr Design & Const	207954	DPW IDC Budgetary	13920	SR PW-Overhead	10029981	PW-Overhead	2	PW-Bureau Overhead	20678	PW IDC - Infra Dsgn & Const	513OHrge	519120		451	Gross Expenditures	9991M_Z	One Day Adjustment - Misc	82M	Special Class Pro-rated Misc	C	A	R	1027673				$ -	$ 1.00	$ 1.00				$ -	$ 1.00	$ 1.00	NO	YES	System Entry
Self Supporting	DPW	207988	DPW Infrastructure	229863	DPW Infrastr Design & Const	207954	DPW IDC Budgetary	13920	SR PW-Overhead	10029981	PW-Overhead	2	PW-Bureau Overhead	20678	PW IDC - Infra Dsgn & Const	513OHrge	519120		451	Gross Expenditures	9991M_Z	One Day Adjustment - Misc	82M	Special Class Pro-rated Misc	C	A	R	1068713				$ -	$ 3.00	$ 3.00				$ -	$ 3.00	$ 3.00	NO	YES	System Entry
Self Supporting	DPW	207988	DPW Infrastructure	229863	DPW Infrastr Design & Const	207954	DPW IDC Budgetary	13920	SR PW-Overhead	10029981	PW-Overhead	2	PW-Bureau Overhead	20678	PW IDC - Infra Dsgn & Const	513OHrge	519120		451	Gross Expenditures	9991M_Z	One Day Adjustment - Misc	82M	Special Class Pro-rated Misc	C	A	R	1096434				$ -	$ 1.00	$ 1.00				$ -	$ 1.00	$ 1.00	NO	YES	System Entry
Self Supporting	DPW	207988	DPW Infrastructure	229863	DPW Infrastr Design & Const	207954	DPW IDC Budgetary	13920	SR PW-Overhead	10029981	PW-Overhead	2	PW-Bureau Overhead	20678	PW IDC - Infra Dsgn & Const	513OHrge	519120		451	Gross Expenditures	9991M_Z	One Day Adjustment - Misc	82M	Special Class Pro-rated Misc	C	A	R	1102952				$ -	$ 3.00	$ 3.00				$ -	$ 3.00	$ 3.00	NO	YES	System Entry
Self Supporting	DPW	207988	DPW Infrastructure	229863	DPW Infrastr Design & Const	207954	DPW IDC Budgetary	13920	SR PW-Overhead	10029981	PW-Overhead	2	PW-Bureau Overhead	20678	PW IDC - Infra Dsgn & Const	513OHrge	519120		451	Gross Expenditures	9991M_Z	One Day Adjustment - Misc	82M	Special Class Pro-rated Misc	C	A	R	1138063				$ -	$ (2.00)	$ (2.00)				$ -	$ (2.00)	$ (2.00)	NO	YES	System Entry
Self Supporting	DPW	207988	DPW Infrastructure	229863	DPW Infrastr Design & Const	207954	DPW IDC Budgetary	13920	SR PW-Overhead	10029981	PW-Overhead	2	PW-Bureau Overhead	20678	PW IDC - Infra Dsgn & Const	513OHrge	519120		451	Gross Expenditures	9991M_Z	One Day Adjustment - Misc	82M	Special Class Pro-rated Misc	C	A	R	1120545				$ -	$ 2.00	$ 2.00				$ -	$ 2.00	$ 2.00	NO	YES	System Entry
Self Supporting	DPW	207988	DPW Infrastructure	229863	DPW Infrastr Design & Const	207954	DPW IDC Budgetary	13920	SR PW-Overhead	10029981	PW-Overhead	2	PW-Bureau Overhead	20678	PW IDC - Infra Dsgn & Const	513OHrge	519120		451	Gross Expenditures	9991M_Z	One Day Adjustment - Misc	82M	Special Class Pro-rated Misc	C	A	R	1128026				$ -	$ (1.00)	$ (1.00)				$ -	$ (1.00)	$ (1.00)	NO	YES	System Entry
Self Supporting	DPW	207988	DPW Infrastructure	229863	DPW Infrastr Design & Const	207954	DPW IDC Budgetary	13920	SR PW-Overhead	10029981	PW-Overhead	2	PW-Bureau Overhead	20678	PW IDC - Infra Dsgn & Const	513OHrge	519120		451	Gross Expenditures	9991M_Z	One Day Adjustment - Misc	82M	Special Class Pro-rated Misc	C	A	R	1140381				$ -	$ (2.00)	$ (2.00)				$ -	$ (2.00)	$ (2.00)	NO	YES	System Entry
Self Supporting	DPW	207988	DPW Infrastructure	229863	DPW Infrastr Design & Const	207954	DPW IDC Budgetary	13920	SR PW-Overhead	10029981	PW-Overhead	2	PW-Bureau Overhead	20678	PW IDC - Infra Dsgn & Const	513OHrge	519120		451	Gross Expenditures	9991M_Z	One Day Adjustment - Misc	82M	Special Class Pro-rated Misc	C	A	S	1102952				$ -	$ (3.00)	$ (3.00)				$ -	$ (3.00)	$ (3.00)	NO	YES	System Entry
Self Supporting	DPW	207988	DPW Infrastructure	229863	DPW Infrastr Design & Const	207954	DPW IDC Budgetary	13920	SR PW-Overhead	10029981	PW-Overhead	2	PW-Bureau Overhead	20678	PW IDC - Infra Dsgn & Const	513OHrge	519120		451	Gross Expenditures	9991M_Z	One Day Adjustment - Misc	82M	Special Class Pro-rated Misc	Z	A						$ (14.00)	$ (16.00)	$ (2.00)				$ -	$ (15.00)	$ (17.00)	$ (2.00)	NO	YES	System Entry
Self Supporting	DPW	207988	DPW Infrastructure	229863	DPW Infrastr Design & Const	207954	DPW IDC Budgetary	13920	SR PW-Overhead	10029981	PW-Overhead	2	PW-Bureau Overhead	20678	PW IDC - Infra Dsgn & Const	513OHrge	519120		451	Gross Expenditures	9993M_Z	Estimated Project Funding - Misc	82M	BZM - Special Class Pro-rated Misc	Z	A						$ (2,026.00)	$ (2,652.00)	$ (626.00)				$ -	$ (2,127.00)	$ (2,769.00)	$ (642.00)	NO	YES	Budget Reorganization
Self Supporting	DPW	207988	DPW Infrastructure	229863	DPW Infrastr Design & Const	207954	DPW IDC Budgetary	13940	SR PW Paid Time Off	10029982	PW-Paid Time Off	3	PW-Paid Time Off	10002	Interdepartmental-Overhead	501Salary	501010		451	Gross Expenditures	9991M_Z	One Day Adjustment - Misc	82M	Special Class Pro-rated Misc	Z	A						$ 30,310.00	$ 32,472.00	$ 2,162.00				$ -	$ 30,310.00	$ 33,156.00	$ 2,846.00	NO	YES	System Entry
Self Supporting	DPW	207988	DPW Infrastructure	229863	DPW Infrastr Design & Const	207954	DPW IDC Budgetary	13940	SR PW Paid Time Off	10029982	PW-Paid Time Off	3	PW-Paid Time Off	10002	Interdepartmental-Overhead	501Salary	501010		451	Gross Expenditures	9993M_Z	Estimated Project Funding - Misc	82M	BZM - Special Class Pro-rated Misc	Z	A						$ 7,880,429.00	$ 8,442,753.00	$ 562,324.00				$ -	$ 7,880,429.00	$ 8,420,510.00	$ 739,881.00	NO	YES	Budget Reorganization
Self Supporting	DPW	207988	DPW Infrastructure	229863	DPW Infrastr Design & Const	207954	DPW IDC Budgetary	13940	SR PW Paid Time Off	10029982	PW-Paid Time Off	3	PW-Paid Time Off	10002	Interdepartmental-Overhead	513OHrge	517010		451	Gross Expenditures	9991M_Z	One Day Adjustment - Misc	82M	Special Class Pro-rated Misc	Z	A						$ 30.00	$ 32.00	$ 2.00				$ -	$ 30.00	$ 33.00	$ 3.00	NO	YES	System Entry
Self Supporting	DPW	207988	DPW Infrastructure	229863	DPW Infrastr Design & Const	207954	DPW IDC Budgetary	13940	SR PW Paid Time Off	10029982	PW-Paid Time Off	3	PW-Paid Time Off	10002	Interdepartmental-Overhead	513OHrge	517010		451	Gross Expenditures	9993M_Z	Estimated Project Funding - Misc	82M	BZM - Special Class Pro-rated Misc	Z	A						$ 7,881.00	$ 8,443.00	$ 562.00				$ -	$ 7,881.00	$ 8,621.00	$ 740.00	NO	YES	Budget Reorganization
Self Supporting	DPW	207988	DPW Infrastructure	229863	DPW Infrastr Design & Const	207954	DPW IDC Budgetary	13940	SR PW Paid Time Off	10029982	PW-Paid Time Off	3	PW-Paid Time Off	10002	Interdepartmental-Overhead	513OHrge	519120		451	Gross Expenditures	9991M_Z	One Day Adjustment - Misc	82M	Special Class Pro-rated Misc	Z	A						$ 119.00	$ 127.00	$ 8.00				$ -	$ 119.00	$ 130.00	$ 11.00	NO	YES	System Entry
Self Supporting	DPW	207988	DPW Infrastructure	229863	DPW Infrastr Design & Const	207954	DPW IDC Budgetary	13940	SR PW Paid Time Off	10029982	PW-Paid Time Off	3	PW-Paid Time Off	10002	Interdepartmental-Overhead	513OHrge	519120		451	Gross Expenditures	9993M_Z	Estimated Project Funding - Misc	82M	BZM - Special Class Pro-rated Misc	Z	A						$ 30,813.00	$ 33,011.00	$ 2,198.00				$ -	$ 30,813.00	$ 33,706.00	$ 2,893.00	NO	YES	Budget Reorganization
Self Supporting	DPW	207988	DPW Infrastructure	229873	DPW Dpty Dir of Infrastructure	229873	DPW Dpty Dir of Infrastructure	13920	SR PW-Overhead	10029981	PW-Overhead	1	PW-Dept Overhead	20677	PW GEN - General Admin	501Salary	501010		451	Gross Expenditures	9991M_Z	One Day Adjustment - Misc	82M	Special Class Pro-rated Misc	Z	A						$ (1,593.00)	$ (1,875.00)	$ (282.00)				$ -	$ (1,671.00)	$ (1,972.00)	$ (301.00)	NO	YES	System Entry
Self Supporting	DPW	207988	DPW Infrastructure	229873	DPW Dpty Dir of Infrastructure	229873	DPW Dpty Dir of Infrastructure	13920	SR PW-Overhead	10029981	PW-Overhead	1	PW-Dept Overhead	20677	PW GEN - General Admin	501Salary	501010		451	Gross Expenditures	9993M_Z	Estimated Project Funding - Misc	82M	BZM - Special Class Pro-rated Misc	Z	A						$ (193,939.00)	$ (467,298.00)	$ (73,359.00)				$ -	$ (413,602.00)	$ (493,709.00)	$ (79,107.00)	NO	YES	Budget Reorganization
Self Supporting	DPW	207988	DPW Infrastructure	229873	DPW Dpty Dir of Infrastructure	229873	DPW Dpty Dir of Infrastructure	13920	SR PW-Overhead	10029981	PW-Overhead	1	PW-Dept Overhead	20677	PW GEN - General Admin	513OHrge	519010		451	Gross Expenditures	9991M_Z	One Day Adjustment - Misc	82M	Special Class Pro-rated Misc	Z	A						$ (144.00)	$ (405.00)	$ (61.00)				$ -	$ (325.00)	$ (384.00)	$ (59.00)	NO	YES	System Entry
Self Supporting	DPW	207988	DPW Infrastructure	229873	DPW Dpty Dir of Infrastructure	229873	DPW Dpty Dir of Infrastructure	13920	SR PW-Overhead	10029981	PW-Overhead	1	PW-Dept Overhead	20677	PW GEN - General Admin	513OHrge	519010		451	Gross Expenditures	9993M_Z	Estimated Project Funding - Misc	82M	BZM - Special Class Pro-rated Misc	Z	A						$ (85,124.00)	$ (100,976.00)	$ (15,852.00)				$ -	$ (80,593.00)	$ (95,812.00)	$ (15,219.00)	NO	YES	Budget Reorganization
Self Supporting	DPW	207988	DPW Infrastructure	229873	DPW Dpty Dir of Infrastructure	229873	DPW Dpty Dir of Infrastructure	13920	SR PW-Overhead	10029981	PW-Overhead	1	PW-Dept Overhead	20677	PW GEN - General Admin	513OHrge	519020		451	Gross Expenditures	9991M_Z	One Day Adjustment - Misc	82M	Special Class Pro-rated Misc	Z	A						$ (91.00)	$ (167.00)	$ (76.00)				$ -	$ (94.00)	$ (111.00)	$ (17.00)	NO	YES	System Entry
Self Supporting	DPW	207988	DPW Infrastructure	229873	DPW Dpty Dir of Infrastructure	229873	DPW Dpty Dir of Infrastructure	13920	SR PW-Overhead	10029981	PW-Overhead	1	PW-Dept Overhead	20677	PW GEN - General Admin	513OHrge	519020		451	Gross Expenditures	9993M_Z	Estimated Project Funding - Misc	82M	BZM - Special Class Pro-rated Misc	Z	A						$ (22,226.00)	$ (26,365.00)	$ (4,139.00)				$ -	$ (23,207.00)	$ (27,586.00)	$ (4,382.00)	NO	YES	Budget Reorganization
Self Supporting	DPW	207988	DPW Infrastructure	229873	DPW Dpty Dir of Infrastructure	229873	DPW Dpty Dir of Infrastructure	13920	SR PW-Overhead	10029981	PW-Overhead	1	PW-Dept Overhead	20677	PW GEN - General Admin	513OHrge	519020		451	Gross Expenditures	9991M_Z	One Day Adjustment - Misc	82M	Special Class Pro-rated Misc	Z	A						$ (23.00)	$ (27.00)	$ (4.00)				$ -	$ (24.00)	$ (28.00)	$ (4.00)	NO	YES	System Entry
Self Supporting	DPW	207988	DPW Infrastructure	229873	DPW Dpty Dir of Infrastructure	229873	DPW Dpty Dir of Infrastructure	13920	SR PW-Overhead	10029981	PW-Overhead	1	PW-Dept Overhead	20677	PW GEN - General Admin	513OHrge	519020		451	Gross Expenditures	9993M_Z	Estimated Project

GFS Type	Dept	Dept Division	Division Description	Dept Section	Section Description	Department ID	Department Description	Fund ID	Fund Title	Project ID	Project Title	Activity ID	Activity Title	Authority ID	Authority Title	Account Lvl 5 Name	Account ID	Agency Use ID	AAO	AAO Title	Class	Job Class Title	Emp Org Code	Emp Org Title	Ret	Status	Action	Ref No.	Start Dept FTE	End Dept FTE	Var Dept FTE	Start Dept Amt	End Dept Amt	Var Dept Amt	Start BY+1 Dept FTE	End BY+1 Dept FTE	Var BY+1 Dept FTE	Start BY+1 Dept Amt	End BY+1 Dept Amt	Var BY+1 Dept Amt	FTE Changes Submitted?	Amount Changes Submitted?	Explanation of FTE and/or Amount Change
Self Supporting	DPW	207988	DPW Infrastructure	229906	DPW Street Use & Mapping	207957	DPW BSM Budgetary	13920	SR PW-Overhead	10029981	PW-Overhead	2	PW-Bureau Overhead	20682	PW BSM - Street Use & Mapping	501Salary	501010		451	Gross Expenditures	9991M_E	One Day Adjustment - Misc	6ZM	Special Class Pro-rated Misc	Z	A						$ (1,014.00)	$ (1,174.00)	$ (160.00)							NO	YES	System Entry
Self Supporting	DPW	207988	DPW Infrastructure	229906	DPW Street Use & Mapping	207957	DPW BSM Budgetary	13920	SR PW-Overhead	10029981	PW-Overhead	2	PW-Bureau Overhead	20682	PW BSM - Street Use & Mapping	501Salary	501010		451	Gross Expenditures	9996M_E	Estimated Project Funding - Misc	6ZM	8ZM - Special Class Pro-rated Misc	Z	A						$ (164,191.00)	$ (205,702.00)	$ (41,511.00)							NO	YES	Budget Reorganization
Self Supporting	DPW	207988	DPW Infrastructure	229906	DPW Street Use & Mapping	207957	DPW BSM Budgetary	13920	SR PW-Overhead	10029981	PW-Overhead	2	PW-Bureau Overhead	20682	PW BSM - Street Use & Mapping	513Fringe	513010		451	Gross Expenditures	9991M_E	One Day Adjustment - Misc	6ZM	Special Class Pro-rated Misc	Z	A						$ (218.00)	$ (254.00)	$ (35.00)							NO	YES	System Entry
Self Supporting	DPW	207988	DPW Infrastructure	229906	DPW Street Use & Mapping	207957	DPW BSM Budgetary	13920	SR PW-Overhead	10029981	PW-Overhead	2	PW-Bureau Overhead	20682	PW BSM - Street Use & Mapping	513Fringe	513010		451	Gross Expenditures	9996M_E	Estimated Project Funding - Misc	6ZM	8ZM - Special Class Pro-rated Misc	Z	A						$ (35,435.00)	$ (44,368.00)	$ (8,953.00)							NO	YES	Budget Reorganization
Self Supporting	DPW	207988	DPW Infrastructure	229906	DPW Street Use & Mapping	207957	DPW BSM Budgetary	13920	SR PW-Overhead	10029981	PW-Overhead	2	PW-Bureau Overhead	20682	PW BSM - Street Use & Mapping	513Fringe	514010		451	Gross Expenditures	9991M_E	One Day Adjustment - Misc	6ZM	Special Class Pro-rated Misc	Z	A						$ (52.00)	$ (60.00)	$ (8.00)							NO	YES	System Entry
Self Supporting	DPW	207988	DPW Infrastructure	229906	DPW Street Use & Mapping	207957	DPW BSM Budgetary	13920	SR PW-Overhead	10029981	PW-Overhead	2	PW-Bureau Overhead	20682	PW BSM - Street Use & Mapping	513Fringe	514010		451	Gross Expenditures	9996M_E	Estimated Project Funding - Misc	6ZM	8ZM - Special Class Pro-rated Misc	Z	A						$ (8,435.00)	$ (10,573.00)	$ (2,134.00)							NO	YES	Budget Reorganization
Self Supporting	DPW	207988	DPW Infrastructure	229906	DPW Street Use & Mapping	207957	DPW BSM Budgetary	13920	SR PW-Overhead	10029981	PW-Overhead	2	PW-Bureau Overhead	20682	PW BSM - Street Use & Mapping	513Fringe	514020		451	Gross Expenditures	9991M_E	One Day Adjustment - Misc	6ZM	Special Class Pro-rated Misc	Z	A						$ (15.00)	$ (17.00)	$ (2.00)							NO	YES	System Entry
Self Supporting	DPW	207988	DPW Infrastructure	229906	DPW Street Use & Mapping	207957	DPW BSM Budgetary	13920	SR PW-Overhead	10029981	PW-Overhead	2	PW-Bureau Overhead	20682	PW BSM - Street Use & Mapping	513Fringe	514020		451	Gross Expenditures	9996M_E	Estimated Project Funding - Misc	6ZM	8ZM - Special Class Pro-rated Misc	Z	A						$ (2,381.00)	$ (2,983.00)	$ (602.00)							NO	YES	Budget Reorganization
Self Supporting	DPW	207988	DPW Infrastructure	229906	DPW Street Use & Mapping	207957	DPW BSM Budgetary	13920	SR PW-Overhead	10029981	PW-Overhead	2	PW-Bureau Overhead	20682	PW BSM - Street Use & Mapping	513Fringe	517010		451	Gross Expenditures	9996M_E	Estimated Project Funding - Misc	6ZM	8ZM - Special Class Pro-rated Misc	Z	A						$ (164.00)	$ (206.00)	$ (42.00)							NO	YES	Budget Reorganization
Self Supporting	DPW	207988	DPW Infrastructure	229906	DPW Street Use & Mapping	207957	DPW BSM Budgetary	13920	SR PW-Overhead	10029981	PW-Overhead	2	PW-Bureau Overhead	20682	PW BSM - Street Use & Mapping	513Fringe	519120		451	Gross Expenditures	9996M_E	Estimated Project Funding - Misc	6ZM	8ZM - Special Class Pro-rated Misc	Z	A						$ (189.00)	$ (237.00)	$ (48.00)							NO	YES	Budget Reorganization
Self Supporting	DPW	207988	DPW Infrastructure	229906	DPW Street Use & Mapping	207957	DPW BSM Budgetary	13940	SR PW Paid Time Off	10029982	PW-Paid Time Off	3	PW-Paid Time Off	10002	Interdepartmental-Overhead	501Salary	501010		451	Gross Expenditures	9991M_E	One Day Adjustment - Misc	6ZM	Special Class Pro-rated Misc	Z	A						$ 9,797.00	$ 9,864.00	$ 67.00							NO	YES	System Entry
Self Supporting	DPW	207988	DPW Infrastructure	229906	DPW Street Use & Mapping	207957	DPW BSM Budgetary	13940	SR PW Paid Time Off	10029982	PW-Paid Time Off	3	PW-Paid Time Off	10002	Interdepartmental-Overhead	501Salary	501010		451	Gross Expenditures	9996M_E	Estimated Project Funding - Misc	6ZM	8ZM - Special Class Pro-rated Misc	Z	A						$ 2,547,223.00	$ 2,564,741.00	$ 17,518.00							NO	YES	Budget Reorganization
Self Supporting	DPW	207988	DPW Infrastructure	229906	DPW Street Use & Mapping	207957	DPW BSM Budgetary	13940	SR PW Paid Time Off	10029982	PW-Paid Time Off	3	PW-Paid Time Off	10002	Interdepartmental-Overhead	513Fringe	517010		451	Gross Expenditures	9996M_E	Estimated Project Funding - Misc	6ZM	8ZM - Special Class Pro-rated Misc	Z	A						$ 2,547.00	$ 2,565.00	$ 18.00							NO	YES	Budget Reorganization
Self Supporting	DPW	207988	DPW Infrastructure	229906	DPW Street Use & Mapping	207957	DPW BSM Budgetary	13940	SR PW Paid Time Off	10029982	PW-Paid Time Off	3	PW-Paid Time Off	10002	Interdepartmental-Overhead	513Fringe	519120		451	Gross Expenditures	9991M_E	One Day Adjustment - Misc	6ZM	Special Class Pro-rated Misc	Z	A						$ 38.00	$ 38.00	$ -							NO	YES	System Entry
Self Supporting	DPW	207988	DPW Infrastructure	229906	DPW Street Use & Mapping	207957	DPW BSM Budgetary	13940	SR PW Paid Time Off	10029982	PW-Paid Time Off	3	PW-Paid Time Off	10002	Interdepartmental-Overhead	513Fringe	519120		451	Gross Expenditures	9996M_E	Estimated Project Funding - Misc	6ZM	8ZM - Special Class Pro-rated Misc	Z	A						$ 9,960.00	$ 10,029.00	$ 69.00							NO	YES	Budget Reorganization
Self Supporting	DPW	207989	DPW Buildings	207721	DPW Dpty Dir of Buildings	207721	DPW Dpty Dir of Buildings	13920	SR PW-Overhead	10029981	PW-Overhead	1	PW-Dept Overhead	20677	PW GEN - General Admin	501Salary	501010		451	Gross Expenditures	9991M_E	One Day Adjustment - Misc	6ZM	Special Class Pro-rated Misc	Z	A						$ (2,778.00)	$ (3,270.00)	$ (492.00)							NO	YES	System Entry
Self Supporting	DPW	207989	DPW Buildings	207721	DPW Dpty Dir of Buildings	207721	DPW Dpty Dir of Buildings	13920	SR PW-Overhead	10029981	PW-Overhead	1	PW-Dept Overhead	20677	PW GEN - General Admin	501Salary	501010		451	Gross Expenditures	9996M_E	Estimated Project Funding - Misc	6ZM	8ZM - Special Class Pro-rated Misc	Z	A						$ (702,435.00)	$ (830,383.00)	$ (127,948.00)							NO	YES	Budget Reorganization
Self Supporting	DPW	207989	DPW Buildings	207721	DPW Dpty Dir of Buildings	207721	DPW Dpty Dir of Buildings	13920	SR PW-Overhead	10029981	PW-Overhead	1	PW-Dept Overhead	20677	PW GEN - General Admin	513Fringe	513010		451	Gross Expenditures	9991M_E	One Day Adjustment - Misc	6ZM	Special Class Pro-rated Misc	Z	A						$ (599.00)	$ (705.00)	$ (106.00)							NO	YES	System Entry
Self Supporting	DPW	207989	DPW Buildings	207721	DPW Dpty Dir of Buildings	207721	DPW Dpty Dir of Buildings	13920	SR PW-Overhead	10029981	PW-Overhead	1	PW-Dept Overhead	20677	PW GEN - General Admin	513Fringe	513010		451	Gross Expenditures	9996M_E	Estimated Project Funding - Misc	6ZM	8ZM - Special Class Pro-rated Misc	Z	A						$ (151,650.00)	$ (179,273.00)	$ (27,623.00)							NO	YES	Budget Reorganization
Self Supporting	DPW	207989	DPW Buildings	207721	DPW Dpty Dir of Buildings	207721	DPW Dpty Dir of Buildings	13920	SR PW-Overhead	10029981	PW-Overhead	1	PW-Dept Overhead	20677	PW GEN - General Admin	513Fringe	514010		451	Gross Expenditures	9991M_E	One Day Adjustment - Misc	6ZM	Special Class Pro-rated Misc	Z	A						$ (161.00)	$ (189.00)	$ (28.00)							NO	YES	System Entry
Self Supporting	DPW	207989	DPW Buildings	207721	DPW Dpty Dir of Buildings	207721	DPW Dpty Dir of Buildings	13920	SR PW-Overhead	10029981	PW-Overhead	1	PW-Dept Overhead	20677	PW GEN - General Admin	513Fringe	514010		451	Gross Expenditures	9996M_E	Estimated Project Funding - Misc	6ZM	8ZM - Special Class Pro-rated Misc	Z	A						$ (40,116.00)	$ (47,899.00)	$ (7,783.00)							NO	YES	Budget Reorganization
Self Supporting	DPW	207989	DPW Buildings	207721	DPW Dpty Dir of Buildings	207721	DPW Dpty Dir of Buildings	13920	SR PW-Overhead	10029981	PW-Overhead	1	PW-Dept Overhead	20677	PW GEN - General Admin	513Fringe	514020		451	Gross Expenditures	9991M_E	One Day Adjustment - Misc	6ZM	Special Class Pro-rated Misc	Z	A						$ (42.00)	$ (47.00)	$ (7.00)							NO	YES	System Entry
Self Supporting	DPW	207989	DPW Buildings	207721	DPW Dpty Dir of Buildings	207721	DPW Dpty Dir of Buildings	13920	SR PW-Overhead	10029981	PW-Overhead	1	PW-Dept Overhead	20677	PW GEN - General Admin	513Fringe	514020		451	Gross Expenditures	9996M_E	Estimated Project Funding - Misc	6ZM	8ZM - Special Class Pro-rated Misc	Z	A						$ (10,186.00)	$ (12,041.00)	$ (1,855.00)							NO	YES	Budget Reorganization
Self Supporting	DPW	207989	DPW Buildings	207721	DPW Dpty Dir of Buildings	207721	DPW Dpty Dir of Buildings	13920	SR PW-Overhead	10029981	PW-Overhead	1	PW-Dept Overhead	20677	PW GEN - General Admin	513Fringe	517010		451	Gross Expenditures	9991M_E	One Day Adjustment - Misc	6ZM	Special Class Pro-rated Misc	Z	A						$ (3.00)	$ (3.00)	$ -							NO	YES	System Entry
Self Supporting	DPW	207989	DPW Buildings	207721	DPW Dpty Dir of Buildings	207721	DPW Dpty Dir of Buildings	13920	SR PW-Overhead	10029981	PW-Overhead	1	PW-Dept Overhead	20677	PW GEN - General Admin	513Fringe	517010		451	Gross Expenditures	9996M_E	Estimated Project Funding - Misc	6ZM	8ZM - Special Class Pro-rated Misc	Z	A						$ (702.00)	$ (830.00)	$ (128.00)							NO	YES	Budget Reorganization
Self Supporting	DPW	207989	DPW Buildings	207721	DPW Dpty Dir of Buildings	207721	DPW Dpty Dir of Buildings	13920	SR PW-Overhead	10029981	PW-Overhead	1	PW-Dept Overhead	20677	PW GEN - General Admin	513Fringe	519120		451	Gross Expenditures	9991M_E	One Day Adjustment - Misc	6ZM	Special Class Pro-rated Misc	Z	A						$ (8.00)	$ (10.00)	$ (2.00)							NO	YES	System Entry
Self Supporting	DPW	207989	DPW Buildings	207721	DPW Dpty Dir of Buildings	207721	DPW Dpty Dir of Buildings	13920	SR PW-Overhead	10029981	PW-Overhead	1	PW-Dept Overhead	20677	PW GEN - General Admin	513Fringe	519120		451	Gross Expenditures	9996M_E	Estimated Project Funding - Misc	6ZM	8ZM - Special Class Pro-rated Misc	Z	A						$ (2,207.00)	$ (2,609.00)	$ (402.00)							NO	YES	Budget Reorganization
Self Supporting	DPW	207989	DPW Buildings	229802	DPW Building Design & Construct	207950	DPW BOC Budgetary	13920	SR PW-Overhead	10029981	PW-Overhead	2	PW-Bureau Overhead	20675	PW BOC - Building Dsgn & Const	501Salary	501010		451	Gross Expenditures	0941_C	Manager VI	C	A	S	1114680		1.00	1.00	$ -	$ 208,959.00	$ 208,959.00	1.00	1.00	$ -	$ 219,389.00	$ 219,389.00	YES	YES	Position substituted to reflect new needs
Self Supporting	DPW	207989	DPW Buildings	229802	DPW Building Design & Construct	207950	DPW BOC Budgetary	13920	SR PW-Overhead	10029981	PW-Overhead	2	PW-Bureau Overhead	20675	PW BOC - Building Dsgn & Const	501Salary	501010		451	Gross Expenditures	1404_C	Clerk	790	790 - LOCAL 790, SEIU	C	A	R	1128026		1.00	1.00	$ -	$ 66,385.00	$ 66,385.00	1.00	1.00	$ -	$ 69,698.00	$ 69,698.00	YES	YES	Position reassigned to reflect organization structure and funding source
Self Supporting	DPW	207989	DPW Buildings	229802	DPW Building Design & Construct	207950	DPW BOC Budgetary	13920	SR PW-Overhead	10029981	PW-Overhead	2	PW-Bureau Overhead	20675	PW BOC - Building Dsgn & Const	501Salary	501010		451	Gross Expenditures	1820_C	Junior Administrative Analyst	790	790 - LOCAL 790, SEIU	C	A	R	1027673		(1.00)	(1.00)	$ -	$ (81,676.00)	$ (81,676.00)	(1.00)	(1.00)	$ -	$ (85,753.00)	$ (85,753.00)	YES	YES	Position reassigned to reflect organization structure and funding source
Self Supporting	DPW	207989	DPW Buildings	229802	DPW Building Design & Construct	207950	DPW BOC Budgetary	13920	SR PW-Overhead	10029981	PW-Overhead	2	PW-Bureau Overhead	20675	PW BOC - Building Dsgn & Const	501Salary	501010		451	Gross Expenditures	1842_C	Management Assistant	790	790 - LOCAL 790, SEIU	C	A	R	1124936		(1.00)	(1.00)	$ -	$ (98,848.00)	$ (98,848.00)	(1.00)	(1.00)	$ -	$ (103,782.00)	$ (103,782.00)	YES	YES	Position reassigned to reflect organization structure and funding source
Self Supporting	DPW	207989	DPW Buildings	229802	DPW Building Design & Construct	207950	DPW BOC Budgetary	13920	SR PW-Overhead	10029981	PW-Overhead	2	PW-Bureau Overhead	20675	PW BOC - Building Dsgn & Const	501Salary	501010		451	Gross Expenditures	5211_C	Engineer(Architect/Landscape Architect Senior	21	021 - LOCAL 21, PROFESSIONAL AND TECHNICAL ENG	C	A	S	1114680		(1.00)	(1.00)	$ -	$ (196,212.00)	$ (196,212.00)	(1.00)	(1.00)	$ -	$ (206,006.00)	$ (206,006.00)	YES	YES	Position substituted to reflect new needs
Self Supporting	DPW	207989	DPW Buildings	229802	DPW Building Design & Construct	207950	DPW BOC Budgetary	13920	SR PW-Overhead	10029981	PW-Overhead	2	PW-Bureau Overhead	20675	PW BOC - Building Dsgn & Const	501Salary	501010		451	Gross Expenditures	9991M_E	One Day Adjustment - Misc	6ZM	Special Class Pro-rated Misc	C	A	R	1027673				$ -	$ (319.00)	$ (319.00)			$ -	$ (330.00)	$ (330.00)	NO	YES	System Entry
Self Supporting	DPW	207989	DPW Buildings	229802	DPW Building Design & Construct	207950	DPW BOC Budgetary	13920	SR PW-Overhead	10029981	PW-Overhead	2	PW-Bureau Overhead	20675	PW BOC - Building Dsgn & Const	513Fringe	513010		451	Gross Expenditures	9991M_E	One Day Adjustment - Misc	6ZM	Special Class Pro-rated Misc	C	A	R	1124936				$ -	$ (386.00)	$ (386.00)			$ -	$ (399.00)	$ (399.00)	NO	YES	System Entry
Self Supporting	DPW	207989	DPW Buildings	229802	DPW Building Design & Construct	207950	DPW BOC Budgetary	13920	SR PW-Overhead	10029981	PW-Overhead	2	PW-Bureau Overhead	20675	PW BOC - Building Dsgn & Const	513Fringe	513010		451	Gross Expenditures	9991M_E	One Day Adjustment - Misc	6ZM	Special Class Pro-rated Misc	C	A	R	1128026				$ -	$ 260.00	$ 260.00			$ -	$ 268.00	$ 268.00	NO	YES	System Entry
Self Supporting	DPW	207989	DPW Buildings	229802	DPW Building Design & Construct	207950	DPW BOC Budgetary	13920	SR PW-Overhead	10029981	PW-Overhead	2	PW-Bureau Overhead	20675	PW BOC - Building Dsgn & Const	513Fringe	514010		451	Gross Expenditures	9991M_E	One Day Adjustment - Misc	6ZM	Special Class Pro-rated Misc	C	A	S	1114680				$ -	$ 51.00	$ 51.00			$ -	$ 52.00	$ 52.00	NO	YES	System Entry
Self Supporting	DPW	207989	DPW Buildings	229802	DPW Building Design & Construct	207950	DPW BOC Budgetary	13920	SR PW-Overhead	10029981	PW-Overhead	2	PW-Bureau Overhead	20675	PW BOC - Building Dsgn & Const	513Fringe	514020		451	Gross Expenditures	9991M_E	One Day Adjustment - Misc	6ZM	Special Class Pro-rated Misc	Z	A						$ (7,541.00)	$ (7,809.00)	$ (268.00)							NO	YES	System Entry
Self Supporting	DPW	207989	DPW Buildings	229802	DPW Building Design & Construct	207950	DPW BOC Budgetary	13920	SR PW-Overhead	10029981	PW-Overhead	2	PW-Bureau Overhead	20675	PW BOC - Building Dsgn & Const	513Fringe	514020		451	Gross Expenditures	9996M_E	Estimated Project Funding - Misc	6ZM	8ZM - Special Class Pro-rated Misc	Z	A						$ (681,965.00)	$ (755,086.00)	$ (69,121.00)							NO	YES	Budget Reorganization
Self Supporting	DPW	207989	DPW Buildings	229802	DPW Building Design & Construct	207950	DPW BOC Budgetary	13920	SR PW-Overhead	10029981	PW-Overhead	2	PW-Bureau Overhead	20675	PW BOC - Building Dsgn & Const	501Salary	505010		451	Gross Expenditures	7004PM_E	Temporary - Miscellaneous	6BM	8BM - Special Class Exempt Misc	E	A				7.64	5.94	(1.70)	$ 868,269.00	$ 675,069.00	($193,200.00)	7.40	5.75	(1.65)	$ 868,269.00	$ 675,069.00	($193,200.00)	YES	YES	Reflects projected need for temporary labor
Self Supporting	DPW	207989	DPW Buildings	229802	DPW Building Design & Construct	207950	DPW BOC Budgetary	13920	SR PW-Overhead	10029981	PW-Overhead	2	PW-Bureau Overhead	20675	PW BOC - Building Dsgn & Const	513Fringe	513010		451	Gross Expenditures	0941_C	Manager VI	C	A	S	1114680				$ -	$ 44,762.00	$ 44,762.00			$ -	$ 42,326.00	$ 42,326.00	NO	YES	Position substituted to reflect new needs
Self Supporting	DPW	207989	DPW Buildings	229802	DPW Building Design & Construct	207950	DPW BOC Budgetary	13920	SR PW-Overhead	10029981	PW-Overhead	2	PW-Bureau Overhead	20675	PW BOC - Building Dsgn & Const	513Fringe	513010		451	Gross Expenditures	1404_C	Clerk	790	790 - LOCAL 790, SEIU	C	A	R	1128026				$ -	$ 14,541.00	$ 14,541.00			$ -	$ 13,787.00	$ 13,787.00	NO	YES	Position reassigned to reflect organization structure and funding source
Self Supporting	DPW	207989	DPW Buildings	229802	DPW Building Design & Construct	207950	DPW BOC Budgetary	13920	SR PW-Overhead	10029981	PW-Overhead	2	PW-Bureau Overhead	20675	PW BOC - Building Dsgn & Const	513Fringe	513010		451	Gross Expenditures	1820_C	Junior Administrative Analyst	790	790 - LOCAL 790, SEIU	C	A	R	1027673				$ -	$ (17,890.00)	$ (17,890.00)			$ -	$ (16,963.00)	$ (16,963.00)	NO	YES	Position reassigned to reflect organization structure and funding source
Self Supporting	DPW	207989	DPW Buildings	229802	DPW Building Design & Construct	207950	DPW BOC Budgetary	13920	SR PW-Overhead	10029981	PW-Overhead	2	PW-Bureau Overhead	20675	PW BOC - Building Dsgn & Const	513Fringe	513010		451	Gross Expenditures	1842_C	Management Assistant	790	790 - LOCAL 790, SEIU	C	A	R	1124936				$ -	$ (21,651.00)	$ (21,651.00)			$ -	$ (20,529.00)	$ (20,529.00)	NO	YES	Position reassigned to reflect organization structure and funding source
Self Supporting	DPW	207989	DPW Buildings	229802	DPW Building Design & Construct	207950	DPW BOC Budgetary	13920	SR PW-Overhead	10029981	PW-Overhead	2	PW-Bureau Overhead	20675	PW BOC - Building Dsgn & Const	513Fringe	513010		451	Gross Expenditures	5211_C	Engineer(Architect/Landscape Architect Senior	21	021 - LOCAL 21, PROFESSIONAL AND TECHNICAL ENG	C	A	S	1114680				$ -	$ (42,032.00)	$ (42,032.00)			$ -	$ (39,756.00)	$ (39,756.00)	NO	YES	Position substituted to reflect new needs
Self Supporting	DPW	207989	DPW Buildings	229802	DPW Building Design & Construct	207950	DPW BOC Budgetary	13920	SR PW-Overhead	10029981	PW-Overhead	2	PW-Bureau Overhead	20675	PW BOC - Building Dsgn & Const	513Fringe	513010		451	Gross Expenditures	9991M_E	One Day Adjustment - Misc	6ZM	Special Class Pro-rated Misc	C	A	R	1027673				$ -	$ (70.00)	$ (70.00)			$ -	$ (65.00)	$ (65.00)	NO	YES	System Entry
Self Supporting	DPW	207989	DPW Buildings	229802	DPW Building Design & Construct	207950	DPW BOC Budgetary	13920	SR PW-Overhead	10029981	PW-Overhead	2	PW-Bureau Overhead	20675	PW BOC - Building Dsgn & Const	513Fringe	513010		451	Gross Expenditures	9991M_E	One Day Adjustment - Misc	6ZM	Special Class Pro-rated Misc	C	A	R	1124936				$ -	$ (85.00)	$ (85.00)			$ -	$ (79.00)	$ (79.00)	NO	YES	System Entry
Self Supporting	DPW	207989	DPW Buildings	229802	DPW Building Design & Construct	207950	DPW BOC Budgetary	13920	SR PW-Overhead	10029981	PW-Overhead	2	PW-Bureau Overhead	20675	PW BOC - Building Dsgn & Const	513Fringe	513010		451	Gross Expenditures	9991M_E	One Day Adjustment - Misc	6ZM	Special Class Pro-rated Misc	C	A	R	1128026				$ -	$ 57.00	$ 57.00			$ -	$ 53.00	$ 53.00	NO	YES	System Entry
Self Supporting	DPW	207989	DPW Buildings	229802	DPW Building Design & Construct	207950	DPW BOC Budgetary	13920	SR PW-Overhead	10029981	PW-Overhead	2	PW-Bureau Overhead	20675	PW BOC - Building Dsgn & Const	513Fringe	513010		451	Gross Expenditures	9991M_E	One Day Adjustment - Misc	6ZM	Special Class Pro-rated Misc	C	A	S	1114680				$ -	$ 11.00	$ 11.00			$ -	$ 10.00	$ 10.00	NO	YES	System Entry
Self Supporting	DPW	207989	DPW Buildings	229802	DPW Building Design & Construct	207950	DPW BOC Budgetary	13920	SR PW-Overhead	10029981	PW-Overhead	2	PW-Bureau Overhead	20675	PW BOC - Building Dsgn & Const	513Fringe	513010		451	Gross Expenditures	9991M_E	One Day Adjustment - Misc	6ZM	Special Class Pro-rated Misc	Z	A						$ (1,627.00)	$ (1,684.00)	$ (57.00)				$ (1,539.00)	$ (1,594.00)	$ (55.00)	NO	YES	System Entry
Self Supporting	DPW	207989	DPW Buildings	229802	DPW Building Design & Construct	207950	DPW BOC Budgetary	13920	SR PW-Overhead	10029981	PW-Overhead	2	PW-Bureau Overhead	20675	PW BOC - Building Dsgn & Const	513Fringe	513010		451	Gross Expenditures	9996M_E	Estimated Project Funding - Misc	6ZM	8ZM - Special Class Pro-rated Misc	Z	A						$ (147,059.00)	$ (161,365.00)	$ (14,306.00)				$ (139,201.00)	$ (153,638.00)	$ (14,437.00)	NO	YES	Budget Reorganization
Self Supporting	DPW	207989	DPW Buildings	229802	DPW Building Design & Construct	207950	DPW BOC Budgetary	13920	SR PW-Overhead	10029981	PW-Overhead	2	PW-Bureau Overhead	20675	PW BOC - Building Dsgn & Const	513Fringe	514010		451	Gross Expenditures	0941_C	Manager VI	C	A	S	1114680				$ -	$ 8,383.00	$ 8,383.00			$ -	$ 9,316.00	$ 9,316.00	NO	YES	Position substituted to reflect new needs
Self Supporting	DPW	207989	DPW Buildings	229802	DPW Building Design & Construct	207950	DPW BOC Budgetary	13920	SR PW-Overhead	10029981	PW-Overhead	2	PW-Bureau Overhead	20675	PW BOC - Building Dsgn & Const	513Fringe	514010		451	Gross Expenditures	1404_C	Clerk	790	790 - LOCAL 790, SEIU	C	A	R	1128026				$ -	$ 4,116.00	$ 4,116.00			$ -	$ 4,321.00	$ 4,321.00	NO	YES	Position reassigned to reflect organization structure and funding source
Self Supporting	DPW	207989	DPW Buildings	229802	DPW Building Design & Construct	207950	DPW BOC Budgetary	13920	SR PW-Overhead	10029981	PW-Overhead	2	PW-Bureau Overhead	20675	PW BOC - Building Dsgn & Const	513Fringe	514010		451	Gross Expenditures	1820_C	Junior Administrative Analyst	790	790 - LOCAL 790, SEIU	C	A	R	1027673				$ -	$ (5,064.00)	$ (5,064.00)			$ -	$ (5,317.00)	$ (5,317.00)	NO	YES	Position reassigned to reflect organization structure and funding source
Self Supporting	DPW	207989	DPW Buildings	229802	DPW Building Design & Construct	207950	DPW BOC Budgetary	13920	SR PW-Overhead	10029981	PW-Overhead	2	PW-Bureau Overhead	20675	PW BOC - Building Dsgn & Const	513Fringe	514010		451	Gross Expenditures	1842_C	Management Assistant	790	790 - LOCAL 790, SEIU	C	A	R	1124936				$ -	$ (6,129.00)	$ (6,129.00)			$ -	$ (6,434.00)	$ (6,434.00)	NO	YES	Position reassigned to reflect organization structure and funding source
Self Supporting	DPW	207989	DPW Buildings	229802	DPW Building Design & Construct	207950	DPW BOC Budgetary	13920	SR PW-Overhead	10029981	PW-Overhead	2	PW-Bureau Overhead	20675	PW BOC - Building Dsgn & Const	513Fringe	514010		451	Gross Expenditures	5211_C	Engineer(Architect/Landscape Architect Senior	21	021 - LOCAL 21, PROFESSIONAL AND TECHNICAL ENG	C	A	S	1114680				$ -	$ (8,983.00)	$ (8,983.00)			$ -	$ (9,316.00)	$ (9,316.00)	NO	YES	Position substituted to reflect new needs
Self Supporting	DPW	207989	DPW Buildings	229802	DPW Building Design & Construct	207950	DPW BOC Budgetary	13920	SR PW-Overhead	10029981	PW-Overhead	2	PW-Bureau Overhead	20675	PW BOC - Building Dsgn & Const	513Fringe	514010		451	Gross Expenditures	9991M_E	One Day Adjustment - Misc	6ZM	Special Class Pro-rated Misc	C	A	R	1027673				$ -	$ (20.00)	$ (20.00)			$ -	$ (20.00)	$ (20.00)	NO	YES	System Entry
Self Supporting	DPW	207989	DPW Buildings	229802	DPW Building Design & Construct	207950	DPW BOC Budgetary	13920	SR PW-Overhead	10029981	PW-Overhead	2	PW-Bureau Overhead	20675	PW BOC - Building Dsgn & Const	513Fringe	514010		451	Gross Expenditures	9991M_E	One Day Adjustment - Misc	6ZM	Special Class Pro-rated Misc	C	A	R	1124936				$ -	$ (24.00)	$ (24.00)			$ -	$ (25.00)	$ (25.00)	NO	YES	System Entry
Self Supporting	DPW	207989	DPW Buildings	229802	DPW Building Design & Construct	207950	DPW BOC Budgetary	13920	SR PW-Overhead	10029981	PW-Overhead	2	PW-Bureau Overhead	20675	PW BOC - Building Dsgn & Const	513Fringe	514010		451	Gross Expenditures	9991M_E	One Day Adjustment - Misc	6ZM	Special Class Pro-rated Misc	C	A	R	1128026				$ -	$ 16.00	$ 16.00			$ -	$ 17.00	$ 17.00	NO	YES	System Entry
Self Supporting	DPW	207989	DPW Buildings	229802	DPW Building Design & Construct	207950	DPW BOC Budgetary	13920	SR PW-Overhead	10029981	PW-Overhead	2	PW-Bureau Overhead	20675	PW BOC - Building Dsgn & Const	513Fringe	514010		451	Gross Expenditures	9991M_E	One Day Adjustment - Misc	6ZM	Special Class Pro-rated Misc	Z	A				

GFS Type	Dept	Dept Division	Division Description	Dept Section	Section Description	Department ID	Department Description	Fund ID	Fund Title	Project ID	Project Title	Activity ID	Activity Title	Authority ID	Authority Title	Account Lvl 5 Name	Account ID	Agency Use ID	AAO	AAO Title	Class	Job Class Title	Emp Org Code	Emp Org Title	Ret	Status	Action	Ref No.	Start Dept FTE	End Dept FTE	Var Dept FTE	Start Dept Amt	End Dept Amt	Var Dept Amt	Start BY+1 Dept FTE	End BY+1 Dept FTE	Var BY+1 Dept FTE	Start BY+1 Dept Amt	End BY+1 Dept Amt	Var BY+1 Dept Amt	FTE Changes Submitted?	Amount Changes Submitted?	Explanation of FTE and/or Amount Change
Self Supporting	DPW	207989	DPW Buildings	229802	DPW Building Design & Construct	207950	DPW BDC Budgetary	13920	SR PW-Overhead	10029981	PW-Overhead	2	PW-Bureau Overhead	20675	PW BOC - Building Dsgn & Const	51309 Fringe	514020		451	Gross Expenditures	1842_C	Management Assistant	790	790 - LOCAL 790, SEIU	C	A	R	1124936	-	-	-	$ -	$ (1,433.00)	$ (1,433.00)	-	-	-	$ -	$ (1,505.00)	$ (1,505.00)	NO	YES	Position reassigned to reflect organization structure and funding source
Self Supporting	DPW	207989	DPW Buildings	229802	DPW Building Design & Construct	207950	DPW BDC Budgetary	13920	SR PW-Overhead	10029981	PW-Overhead	2	PW-Bureau Overhead	20675	PW BOC - Building Dsgn & Const	51309 Fringe	514020		451	Gross Expenditures	5211_C	Engineer/Architect/Landscape Architect Senior	21	021 - LOCAL 21, PROFESSIONAL AND TECHNICAL ENG	C	A	S	1114680	-	-	-	$ -	$ (2,845.00)	$ (2,845.00)	-	-	-	$ -	$ (2,988.00)	$ (2,988.00)	NO	YES	Position substituted to reflect new needs
Self Supporting	DPW	207989	DPW Buildings	229802	DPW Building Design & Construct	207950	DPW BDC Budgetary	13920	SR PW-Overhead	10029981	PW-Overhead	2	PW-Bureau Overhead	20675	PW BOC - Building Dsgn & Const	51309 Fringe	514020		451	Gross Expenditures	9991M_Z	One Day Adjustment - Misc	82M	Special Class Pro-rated Misc	C	A	R	1027673	-	-	-	$ -	$ (5.00)	$ (5.00)	-	-	-	$ -	$ (5.00)	$ (5.00)	NO	YES	System Entry
Self Supporting	DPW	207989	DPW Buildings	229802	DPW Building Design & Construct	207950	DPW BDC Budgetary	13920	SR PW-Overhead	10029981	PW-Overhead	2	PW-Bureau Overhead	20675	PW BOC - Building Dsgn & Const	51309 Fringe	514020		451	Gross Expenditures	9991M_Z	One Day Adjustment - Misc	82M	Special Class Pro-rated Misc	C	A	R	1124936	-	-	-	$ -	$ (6.00)	$ (6.00)	-	-	-	$ -	$ (6.00)	$ (6.00)	NO	YES	System Entry
Self Supporting	DPW	207989	DPW Buildings	229802	DPW Building Design & Construct	207950	DPW BDC Budgetary	13920	SR PW-Overhead	10029981	PW-Overhead	2	PW-Bureau Overhead	20675	PW BOC - Building Dsgn & Const	51309 Fringe	514020		451	Gross Expenditures	9991M_Z	One Day Adjustment - Misc	82M	Special Class Pro-rated Misc	C	A	R	1128026	-	-	-	$ -	$ 4.00	$ 4.00	-	-	-	$ -	$ 4.00	$ 4.00	NO	YES	System Entry
Self Supporting	DPW	207989	DPW Buildings	229802	DPW Building Design & Construct	207950	DPW BDC Budgetary	13920	SR PW-Overhead	10029981	PW-Overhead	2	PW-Bureau Overhead	20675	PW BOC - Building Dsgn & Const	51309 Fringe	514020		451	Gross Expenditures	9991M_Z	One Day Adjustment - Misc	82M	Special Class Pro-rated Misc	C	A	S	1114680	-	-	-	$ -	$ 1.00	$ 1.00	-	-	-	$ -	$ 1.00	$ 1.00	NO	YES	System Entry
Self Supporting	DPW	207989	DPW Buildings	229802	DPW Building Design & Construct	207950	DPW BDC Budgetary	13920	SR PW-Overhead	10029981	PW-Overhead	2	PW-Bureau Overhead	20675	PW BOC - Building Dsgn & Const	51309 Fringe	514020		451	Gross Expenditures	9991M_Z	One Day Adjustment - Misc	82M	Special Class Pro-rated Misc	Z	A			-	-	-	$ (109.00)	$ (113.00)	$ (4.00)	-	-	-	$ (115.00)	$ (119.00)	$ (4.00)	NO	YES	System Entry
Self Supporting	DPW	207989	DPW Buildings	229802	DPW Building Design & Construct	207950	DPW BDC Budgetary	13920	SR PW-Overhead	10029981	PW-Overhead	2	PW-Bureau Overhead	20675	PW BOC - Building Dsgn & Const	51309 Fringe	514020		451	Gross Expenditures	9906M_Z	Estimated Project Funding - Misc	82M	82M - Special Class Pro-rated Misc	Z	A			-	-	-	$ (5,889.00)	$ (10,891.00)	$ (5,002.00)	-	-	-	$ (10,382.00)	$ (11,459.00)	$ (1,077.00)	NO	YES	Budget Reorganization
Self Supporting	DPW	207989	DPW Buildings	229802	DPW Building Design & Construct	207950	DPW BDC Budgetary	13920	SR PW-Overhead	10029981	PW-Overhead	2	PW-Bureau Overhead	20675	PW BOC - Building Dsgn & Const	51309 Fringe	514020		451	Gross Expenditures	TEMPM_E	Temporary - Miscellaneous	88M	88M - Special Class Exempt Misc	E	A			-	-	-	$ 12,560.00	$ 9,789.00	$ (2,801.00)	-	-	-	$ 12,160.00	$ 9,789.00	$ (2,801.00)	NO	YES	Reflects projected need for temporary labor
Self Supporting	DPW	207989	DPW Buildings	229802	DPW Building Design & Construct	207950	DPW BDC Budgetary	13920	SR PW-Overhead	10029981	PW-Overhead	2	PW-Bureau Overhead	20675	PW BOC - Building Dsgn & Const	51309 Fringe	515010		451	Gross Expenditures	0941_C	Manager VI	351	351 - MEA, MUNICIPAL EXECUTIVES ASSOCIATION	C	A	S	1114680	-	-	-	$ -	$ 4,011.00	$ 4,011.00	-	-	-	$ -	$ 4,252.00	$ 4,252.00	NO	YES	Position substituted to reflect new needs
Self Supporting	DPW	207989	DPW Buildings	229802	DPW Building Design & Construct	207950	DPW BDC Budgetary	13920	SR PW-Overhead	10029981	PW-Overhead	2	PW-Bureau Overhead	20675	PW BOC - Building Dsgn & Const	51309 Fringe	515010		451	Gross Expenditures	1404_C	Clerk	790	790 - LOCAL 790, SEIU	C	A	R	1128026	-	-	-	$ -	$ 4,966.00	$ 4,966.00	-	-	-	$ -	$ 5,264.00	$ 5,264.00	NO	YES	Position reassigned to reflect organization structure and funding source
Self Supporting	DPW	207989	DPW Buildings	229802	DPW Building Design & Construct	207950	DPW BDC Budgetary	13920	SR PW-Overhead	10029981	PW-Overhead	2	PW-Bureau Overhead	20675	PW BOC - Building Dsgn & Const	51309 Fringe	515010		451	Gross Expenditures	1820_C	Junior Administrative Analyst	790	790 - LOCAL 790, SEIU	C	A	R	1027673	-	-	-	$ -	$ (4,966.00)	$ (4,966.00)	-	-	-	$ -	$ (5,264.00)	$ (5,264.00)	NO	YES	Position reassigned to reflect organization structure and funding source
Self Supporting	DPW	207989	DPW Buildings	229802	DPW Building Design & Construct	207950	DPW BDC Budgetary	13920	SR PW-Overhead	10029981	PW-Overhead	2	PW-Bureau Overhead	20675	PW BOC - Building Dsgn & Const	51309 Fringe	515010		451	Gross Expenditures	1842_C	Management Assistant	790	790 - LOCAL 790, SEIU	C	A	R	1124936	-	-	-	$ -	$ (4,966.00)	$ (4,966.00)	-	-	-	$ -	$ (5,264.00)	$ (5,264.00)	NO	YES	Position reassigned to reflect organization structure and funding source
Self Supporting	DPW	207989	DPW Buildings	229802	DPW Building Design & Construct	207950	DPW BDC Budgetary	13920	SR PW-Overhead	10029981	PW-Overhead	2	PW-Bureau Overhead	20675	PW BOC - Building Dsgn & Const	51309 Fringe	515010		451	Gross Expenditures	5211_C	Engineer/Architect/Landscape Architect Senior	21	021 - LOCAL 21, PROFESSIONAL AND TECHNICAL ENG	C	A	S	1114680	-	-	-	$ -	$ (3,952.00)	$ (3,952.00)	-	-	-	$ -	$ (4,189.00)	$ (4,189.00)	NO	YES	Position substituted to reflect new needs
Self Supporting	DPW	207989	DPW Buildings	229802	DPW Building Design & Construct	207950	DPW BDC Budgetary	13920	SR PW-Overhead	10029981	PW-Overhead	2	PW-Bureau Overhead	20675	PW BOC - Building Dsgn & Const	51309 Fringe	515710		451	Gross Expenditures	0941_C	Manager VI	351	351 - MEA, MUNICIPAL EXECUTIVES ASSOCIATION	C	A	S	1114680	-	-	-	$ -	$ 11,806.00	$ 11,806.00	-	-	-	$ -	$ 12,515.00	$ 12,515.00	NO	YES	Position substituted to reflect new needs
Self Supporting	DPW	207989	DPW Buildings	229802	DPW Building Design & Construct	207950	DPW BDC Budgetary	13920	SR PW-Overhead	10029981	PW-Overhead	2	PW-Bureau Overhead	20675	PW BOC - Building Dsgn & Const	51309 Fringe	515710		451	Gross Expenditures	1404_C	Clerk	790	790 - LOCAL 790, SEIU	C	A	R	1128026	-	-	-	$ -	$ 9,673.00	$ 9,673.00	-	-	-	$ -	$ 10,253.00	$ 10,253.00	NO	YES	Position reassigned to reflect organization structure and funding source
Self Supporting	DPW	207989	DPW Buildings	229802	DPW Building Design & Construct	207950	DPW BDC Budgetary	13920	SR PW-Overhead	10029981	PW-Overhead	2	PW-Bureau Overhead	20675	PW BOC - Building Dsgn & Const	51309 Fringe	515710		451	Gross Expenditures	1820_C	Junior Administrative Analyst	790	790 - LOCAL 790, SEIU	C	A	R	1027673	-	-	-	$ -	$ (9,673.00)	$ (9,673.00)	-	-	-	$ -	$ (10,253.00)	$ (10,253.00)	NO	YES	Position reassigned to reflect organization structure and funding source
Self Supporting	DPW	207989	DPW Buildings	229802	DPW Building Design & Construct	207950	DPW BDC Budgetary	13920	SR PW-Overhead	10029981	PW-Overhead	2	PW-Bureau Overhead	20675	PW BOC - Building Dsgn & Const	51309 Fringe	515710		451	Gross Expenditures	1842_C	Management Assistant	790	790 - LOCAL 790, SEIU	C	A	R	1124936	-	-	-	$ -	$ (9,673.00)	$ (9,673.00)	-	-	-	$ -	$ (10,253.00)	$ (10,253.00)	NO	YES	Position reassigned to reflect organization structure and funding source
Self Supporting	DPW	207989	DPW Buildings	229802	DPW Building Design & Construct	207950	DPW BDC Budgetary	13920	SR PW-Overhead	10029981	PW-Overhead	2	PW-Bureau Overhead	20675	PW BOC - Building Dsgn & Const	51309 Fringe	515710		451	Gross Expenditures	5211_C	Engineer/Architect/Landscape Architect Senior	21	021 - LOCAL 21, PROFESSIONAL AND TECHNICAL ENG	C	A	S	1114680	-	-	-	$ -	$ (11,307.00)	$ (11,307.00)	-	-	-	$ -	$ (11,985.00)	$ (11,985.00)	NO	YES	Position substituted to reflect new needs
Self Supporting	DPW	207989	DPW Buildings	229802	DPW Building Design & Construct	207950	DPW BDC Budgetary	13920	SR PW-Overhead	10029981	PW-Overhead	2	PW-Bureau Overhead	20675	PW BOC - Building Dsgn & Const	51309 Fringe	516010		451	Gross Expenditures	0941_C	Manager VI	351	351 - MEA, MUNICIPAL EXECUTIVES ASSOCIATION	C	A	S	1114680	-	-	-	$ -	$ 1,353.00	$ 1,353.00	-	-	-	$ -	$ 1,407.00	$ 1,407.00	NO	YES	Position substituted to reflect new needs
Self Supporting	DPW	207989	DPW Buildings	229802	DPW Building Design & Construct	207950	DPW BDC Budgetary	13920	SR PW-Overhead	10029981	PW-Overhead	2	PW-Bureau Overhead	20675	PW BOC - Building Dsgn & Const	51309 Fringe	516010		451	Gross Expenditures	1404_C	Clerk	790	790 - LOCAL 790, SEIU	C	A	R	1128026	-	-	-	$ -	$ 1,161.00	$ 1,161.00	-	-	-	$ -	$ 1,207.00	$ 1,207.00	NO	YES	Position reassigned to reflect organization structure and funding source
Self Supporting	DPW	207989	DPW Buildings	229802	DPW Building Design & Construct	207950	DPW BDC Budgetary	13920	SR PW-Overhead	10029981	PW-Overhead	2	PW-Bureau Overhead	20675	PW BOC - Building Dsgn & Const	51309 Fringe	516010		451	Gross Expenditures	1820_C	Junior Administrative Analyst	790	790 - LOCAL 790, SEIU	C	A	R	1027673	-	-	-	$ -	$ (1,161.00)	$ (1,161.00)	-	-	-	$ -	$ (1,207.00)	$ (1,207.00)	NO	YES	Position reassigned to reflect organization structure and funding source
Self Supporting	DPW	207989	DPW Buildings	229802	DPW Building Design & Construct	207950	DPW BDC Budgetary	13920	SR PW-Overhead	10029981	PW-Overhead	2	PW-Bureau Overhead	20675	PW BOC - Building Dsgn & Const	51309 Fringe	516010		451	Gross Expenditures	1842_C	Management Assistant	790	790 - LOCAL 790, SEIU	C	A	R	1124936	-	-	-	$ -	$ (1,161.00)	$ (1,161.00)	-	-	-	$ -	$ (1,207.00)	$ (1,207.00)	NO	YES	Position reassigned to reflect organization structure and funding source
Self Supporting	DPW	207989	DPW Buildings	229802	DPW Building Design & Construct	207950	DPW BDC Budgetary	13920	SR PW-Overhead	10029981	PW-Overhead	2	PW-Bureau Overhead	20675	PW BOC - Building Dsgn & Const	51309 Fringe	516010		451	Gross Expenditures	5211_C	Engineer/Architect/Landscape Architect Senior	21	021 - LOCAL 21, PROFESSIONAL AND TECHNICAL ENG	C	A	S	1114680	-	-	-	$ -	$ (1,250.00)	$ (1,250.00)	-	-	-	$ -	$ (1,300.00)	$ (1,300.00)	NO	YES	Position substituted to reflect new needs
Self Supporting	DPW	207989	DPW Buildings	229802	DPW Building Design & Construct	207950	DPW BDC Budgetary	13920	SR PW-Overhead	10029981	PW-Overhead	2	PW-Bureau Overhead	20675	PW BOC - Building Dsgn & Const	51309 Fringe	517010		451	Gross Expenditures	0941_C	Manager VI	351	351 - MEA, MUNICIPAL EXECUTIVES ASSOCIATION	C	A	S	1114680	-	-	-	$ -	$ 209.00	$ 209.00	-	-	-	$ -	$ 219.00	$ 219.00	NO	YES	Position substituted to reflect new needs
Self Supporting	DPW	207989	DPW Buildings	229802	DPW Building Design & Construct	207950	DPW BDC Budgetary	13920	SR PW-Overhead	10029981	PW-Overhead	2	PW-Bureau Overhead	20675	PW BOC - Building Dsgn & Const	51309 Fringe	517010		451	Gross Expenditures	1404_C	Clerk	790	790 - LOCAL 790, SEIU	C	A	R	1128026	-	-	-	$ -	$ 67.00	$ 67.00	-	-	-	$ -	$ 70.00	$ 70.00	NO	YES	Position reassigned to reflect organization structure and funding source
Self Supporting	DPW	207989	DPW Buildings	229802	DPW Building Design & Construct	207950	DPW BDC Budgetary	13920	SR PW-Overhead	10029981	PW-Overhead	2	PW-Bureau Overhead	20675	PW BOC - Building Dsgn & Const	51309 Fringe	517010		451	Gross Expenditures	1820_C	Junior Administrative Analyst	790	790 - LOCAL 790, SEIU	C	A	R	1027673	-	-	-	$ -	$ (82.00)	$ (82.00)	-	-	-	$ -	$ (86.00)	$ (86.00)	NO	YES	Position reassigned to reflect organization structure and funding source
Self Supporting	DPW	207989	DPW Buildings	229802	DPW Building Design & Construct	207950	DPW BDC Budgetary	13920	SR PW-Overhead	10029981	PW-Overhead	2	PW-Bureau Overhead	20675	PW BOC - Building Dsgn & Const	51309 Fringe	517010		451	Gross Expenditures	1842_C	Management Assistant	790	790 - LOCAL 790, SEIU	C	A	R	1124936	-	-	-	$ -	$ (99.00)	$ (99.00)	-	-	-	$ -	$ (104.00)	$ (104.00)	NO	YES	Position reassigned to reflect organization structure and funding source
Self Supporting	DPW	207989	DPW Buildings	229802	DPW Building Design & Construct	207950	DPW BDC Budgetary	13920	SR PW-Overhead	10029981	PW-Overhead	2	PW-Bureau Overhead	20675	PW BOC - Building Dsgn & Const	51309 Fringe	517010		451	Gross Expenditures	5211_C	Engineer/Architect/Landscape Architect Senior	21	021 - LOCAL 21, PROFESSIONAL AND TECHNICAL ENG	C	A	S	1114680	-	-	-	$ -	$ (196.00)	$ (196.00)	-	-	-	$ -	$ (206.00)	$ (206.00)	NO	YES	Position substituted to reflect new needs
Self Supporting	DPW	207989	DPW Buildings	229802	DPW Building Design & Construct	207950	DPW BDC Budgetary	13920	SR PW-Overhead	10029981	PW-Overhead	2	PW-Bureau Overhead	20675	PW BOC - Building Dsgn & Const	51309 Fringe	517010		451	Gross Expenditures	9906M_Z	Estimated Project Funding - Misc	82M	82M - Special Class Pro-rated Misc	Z	A			-	-	-	$ (682.00)	$ (751.00)	$ (69.00)	-	-	-	$ (716.00)	$ (791.00)	$ (75.00)	NO	YES	Budget Reorganization
Self Supporting	DPW	207989	DPW Buildings	229802	DPW Building Design & Construct	207950	DPW BDC Budgetary	13920	SR PW-Overhead	10029981	PW-Overhead	2	PW-Bureau Overhead	20675	PW BOC - Building Dsgn & Const	51309 Fringe	517010		451	Gross Expenditures	TEMPM_E	Temporary - Miscellaneous	88M	88M - Special Class Exempt Misc	E	A			-	-	-	$ 868.00	$ 675.00	$ (193.00)	-	-	-	$ 868.00	$ 675.00	$ (193.00)	NO	YES	Reflects projected need for temporary labor
Self Supporting	DPW	207989	DPW Buildings	229802	DPW Building Design & Construct	207950	DPW BDC Budgetary	13920	SR PW-Overhead	10029981	PW-Overhead	2	PW-Bureau Overhead	20675	PW BOC - Building Dsgn & Const	51309 Fringe	519110		451	Gross Expenditures	0941_C	Manager VI	351	351 - MEA, MUNICIPAL EXECUTIVES ASSOCIATION	C	A	S	1114680	-	-	-	$ -	$ 5,357.00	$ 5,357.00	-	-	-	$ -	$ 5,679.00	$ 5,679.00	NO	YES	Position substituted to reflect new needs
Self Supporting	DPW	207989	DPW Buildings	229802	DPW Building Design & Construct	207950	DPW BDC Budgetary	13920	SR PW-Overhead	10029981	PW-Overhead	2	PW-Bureau Overhead	20675	PW BOC - Building Dsgn & Const	51309 Fringe	519120		451	Gross Expenditures	1404_C	Clerk	790	790 - LOCAL 790, SEIU	C	A	R	1128026	-	-	-	$ -	$ 260.00	$ 260.00	-	-	-	$ -	$ 276.00	$ 276.00	NO	YES	Position reassigned to reflect organization structure and funding source
Self Supporting	DPW	207989	DPW Buildings	229802	DPW Building Design & Construct	207950	DPW BDC Budgetary	13920	SR PW-Overhead	10029981	PW-Overhead	2	PW-Bureau Overhead	20675	PW BOC - Building Dsgn & Const	51309 Fringe	519120		451	Gross Expenditures	1820_C	Junior Administrative Analyst	790	790 - LOCAL 790, SEIU	C	A	R	1027673	-	-	-	$ -	$ (320.00)	$ (320.00)	-	-	-	$ -	$ (336.00)	$ (336.00)	NO	YES	Position reassigned to reflect organization structure and funding source
Self Supporting	DPW	207989	DPW Buildings	229802	DPW Building Design & Construct	207950	DPW BDC Budgetary	13920	SR PW-Overhead	10029981	PW-Overhead	2	PW-Bureau Overhead	20675	PW BOC - Building Dsgn & Const	51309 Fringe	519120		451	Gross Expenditures	1842_C	Management Assistant	790	790 - LOCAL 790, SEIU	C	A	R	1124936	-	-	-	$ -	$ (386.00)	$ (386.00)	-	-	-	$ -	$ (405.00)	$ (405.00)	NO	YES	Position reassigned to reflect organization structure and funding source
Self Supporting	DPW	207989	DPW Buildings	229802	DPW Building Design & Construct	207950	DPW BDC Budgetary	13920	SR PW-Overhead	10029981	PW-Overhead	2	PW-Bureau Overhead	20675	PW BOC - Building Dsgn & Const	51309 Fringe	519120		451	Gross Expenditures	5211_C	Engineer/Architect/Landscape Architect Senior	21	021 - LOCAL 21, PROFESSIONAL AND TECHNICAL ENG	C	A	S	1114680	-	-	-	$ -	$ (690.00)	$ (690.00)	-	-	-	$ -	$ (725.00)	$ (725.00)	NO	YES	Position substituted to reflect new needs
Self Supporting	DPW	207989	DPW Buildings	229802	DPW Building Design & Construct	207950	DPW BDC Budgetary	13920	SR PW-Overhead	10029981	PW-Overhead	2	PW-Bureau Overhead	20675	PW BOC - Building Dsgn & Const	51309 Fringe	519120		451	Gross Expenditures	9991M_Z	One Day Adjustment - Misc	82M	Special Class Pro-rated Misc	C	A	R	1027673	-	-	-	$ -	$ (1.00)	$ (1.00)	-	-	-	$ -	$ (1.00)	$ (1.00)	NO	YES	System Entry
Self Supporting	DPW	207989	DPW Buildings	229802	DPW Building Design & Construct	207950	DPW BDC Budgetary	13920	SR PW-Overhead	10029981	PW-Overhead	2	PW-Bureau Overhead	20675	PW BOC - Building Dsgn & Const	51309 Fringe	519120		451	Gross Expenditures	9991M_Z	One Day Adjustment - Misc	82M	Special Class Pro-rated Misc	C	A	R	1124936	-	-	-	$ -	$ (2.00)	$ (2.00)	-	-	-	$ -	$ (2.00)	$ (2.00)	NO	YES	System Entry
Self Supporting	DPW	207989	DPW Buildings	229802	DPW Building Design & Construct	207950	DPW BDC Budgetary	13920	SR PW-Overhead	10029981	PW-Overhead	2	PW-Bureau Overhead	20675	PW BOC - Building Dsgn & Const	51309 Fringe	519120		451	Gross Expenditures	9991M_Z	One Day Adjustment - Misc	82M	Special Class Pro-rated Misc	C	A	R	1128026	-	-	-	$ -	$ 1.00	$ 1.00	-	-	-	$ -	$ 1.00	$ 1.00	NO	YES	System Entry
Self Supporting	DPW	207989	DPW Buildings	229802	DPW Building Design & Construct	207950	DPW BDC Budgetary	13920	SR PW-Overhead	10029981	PW-Overhead	2	PW-Bureau Overhead	20675	PW BOC - Building Dsgn & Const	51309 Fringe	519120		451	Gross Expenditures	9991M_Z	One Day Adjustment - Misc	82M	Special Class Pro-rated Misc	C	A	S	1114680	-	-	-	$ -	$ (3.00)	$ (3.00)	-	-	-	$ -	$ (3.00)	$ (3.00)	NO	YES	System Entry
Self Supporting	DPW	207989	DPW Buildings	229802	DPW Building Design & Construct	207950	DPW BDC Budgetary	13920	SR PW-Overhead	10029981	PW-Overhead	2	PW-Bureau Overhead	20675	PW BOC - Building Dsgn & Const	51309 Fringe	519120		451	Gross Expenditures	9991M_Z	One Day Adjustment - Misc	82M	Special Class Pro-rated Misc	Z	A			-	-	-	$ (20.00)	$ (21.00)	$ (1.00)	-	-	-	$ (22.00)	$ (23.00)	$ (1.00)	NO	YES	System Entry
Self Supporting	DPW	207989	DPW Buildings	229802	DPW Building Design & Construct	207950	DPW BDC Budgetary	13920	SR PW-Overhead	10029981	PW-Overhead	2	PW-Bureau Overhead	20675	PW BOC - Building Dsgn & Const	51309 Fringe	519120		451	Gross Expenditures	9906M_Z	Estimated Project Funding - Misc	82M	82M - Special Class Pro-rated Misc	Z	A			-	-	-	$ (1,881.00)	$ (2,074.00)	$ (193.00)	-	-	-	$ (1,976.00)	$ (2,181.00)	$ (205.00)	NO	YES	Budget Reorganization
Self Supporting	DPW	207989	DPW Buildings	229802	DPW Building Design & Construct	207950	DPW BDC Budgetary	13940	SR PW Paid Time Off	10029982	PW-Paid Time Off	3	PW-Paid Time Off	10002	Interdepartmental Overhead	50105Salary	501010		451	Gross Expenditures	9991M_Z	One Day Adjustment - Misc	82M	Special Class Pro-rated Misc	Z	A			-	-	-	$ 21,517.00	$ 21,053.00	$ (465.00)	-	-	-	$ 21,517.00	$ 21,503.00	$ (14.00)	NO	YES	System Entry
Self Supporting	DPW	207989	DPW Buildings	229802	DPW Building Design & Construct	207950	DPW BDC Budgetary	13940	SR PW Paid Time Off	10029982	PW-Paid Time Off	3	PW-Paid Time Off	10002	Interdepartmental Overhead	51309 Fringe	519120		451	Gross Expenditures	9906M_Z	Estimated Project Funding - Misc	82M	82M - Special Class Pro-rated Misc	Z	A			-	-	-	$ 5,594,494.00	$ 5,471,467.00	$ (123,027.00)	-	-	-	$ 5,594,494.00	$ 5,590,776.00	$ (3,718.00)	NO	YES	Budget Reorganization
Self Supporting	DPW	207989	DPW Buildings	229802	DPW Building Design & Construct	207950	DPW BDC Budgetary	13940	SR PW Paid Time Off	10029982	PW-Paid Time Off	3	PW-Paid Time Off	10002	Interdepartmental Overhead	51309 Fringe	517010		451	Gross Expenditures	9906M_Z	Estimated Project Funding - Misc	82M	82M - Special Class Pro-rated Misc	Z	A			-	-	-	$ 5,594.00	$ 5,473.00	$ (121.00)	-	-	-	$ 5,594.00	$ 5,590.00	$ (4.00)	NO	YES	Budget Reorganization
Self Supporting	DPW	207989	DPW Buildings	229802	DPW Building Design & Construct	207950	DPW BDC Budgetary	13940	SR PW Paid Time Off	10029982	PW-Paid Time Off	3	PW-Paid Time Off	10002	Interdepartmental Overhead	51309 Fringe	519120		451	Gross Expenditures	9991M_Z	One Day Adjustment - Misc	82M	Special Class Pro-rated Misc	Z	A			-	-	-	$ 84.00	$ 82.00	$ (2.00)	-	-	-	$ 84.00	$ 84.00	$ -	NO	YES	System Entry
Self Supporting	DPW	207989	DPW Buildings	229802	DPW Building Design & Construct	207950	DPW BDC Budgetary	13940	SR PW Paid Time Off	10029982	PW-Paid Time Off	3	PW-Paid Time Off	10002	Interdepartmental Overhead	51309 Fringe	519120		451	Gross Expenditures	9906M_Z	Estimated Project Funding - Misc	82M	82M - Special Class Pro-rated Misc	Z	A			-	-	-	$ 21,875.00	$ 21,402.00	$ (473.00)	-	-	-	$ 21,875.00	$ 21,860.00	$ (15.00)	NO	YES	Budget Reorganization
Self Supporting	DPW	207990	DPW Operations	207722	DPW Dptty Dir of Operations	229882	DPW DDO Operations Deputy	13920	SR PW-Overhead	10029983	PW-Overhead	1	PW-Dept Overhead	20677	PW GEN - General Admin	50105Salary	501010		451	Gross Expenditures	9991M_Z	One Day Adjustment - Misc	82M	Special Class Pro-rated Misc	Z	A			-	-	-	$ (2,576.00)	$ (2,304.00)	$ (328.00)	-	-	-	$ (2,704.00)	$ (2,855.00)	$ (151.00)	NO	YES	System Entry
Self Supporting	DPW	207990	DPW Operations	207722	DPW Dptty Dir of Operations	229882	DPW DDO Operations Deputy	13920	SR PW-Overhead	10029983	PW-Overhead	1	PW-Dept Overhead	20677	PW GEN - General Admin	51309 Fringe	513010		451	Gross Expenditures	9906M_Z	Estimated Project Funding - Misc	82M	82M - Special Class Pro-rated Misc	Z	A			-	-	-	$ (518,195.00)	$ (603,628.00)	$ (85,433.00)	-	-	-	$ (544,118.00)	$ (635,458.00)	$ (91,340.00)	NO	YES	Budget Reorganization
Self Supporting	DPW	207990	DPW Operations	207722	DPW Dptty Dir of Operations	229882	DPW DDO Operations Deputy	13920	SR PW-Overhead	10029983	PW-Overhead	1	PW-Dept Overhead	20677	PW GEN - General Admin	51309 Fringe	513010		451	Gross Expenditures	9991M_Z	One Day Adjustment - Misc	82M	Special Class Pro-rated Misc	Z	A			-	-	-	$ (558.00)	$ (629.00)	$ (71.00)	-	-	-	$ (528.00)	$ (597.00)	$ (69.00)	NO	YES	System Entry
Self Supporting	DPW	207990	DPW Operations	207722	DPW Dptty Dir of Operations	229882	DPW DDO Operations Deputy	13920	SR PW-Overhead	10029983	PW-Overhead	1	PW-Dept Overhead	20677	PW GEN - General Admin	51309 Fringe	513010		451	Gross Expenditures	9906M_Z	Estimated Project Funding - Misc	82M	82M - Special Class Pro-rated Misc	Z	A			-	-	-	$ (112,409.00)	$ (130,942.00)	$ (18,533.00)	-	-	-	$ (106,379.00)	$ (124,236.00)	$ (17,857.00)	NO	YES	Budget Reorganization
Self Supporting	DPW	207990	DPW Operations	207722	DPW Dptty Dir of Operations	229882	DPW DDO Operations Deputy	13920	SR PW-Overhead	10029983	PW-Overhead	1	PW-Dept Overhead	20677	PW GEN - General Admin	51309 Fringe	514010		451	Gross Expenditures	9991M_Z	One Day Adjustment - Misc	82M	Special Class Pro-rated Misc	Z	A			-	-	-	$ (151.00)	$ (170.00)	$ (19.00)	-	-	-	$ (159.00)	$ (180.00)	$ (21.00)	NO	YES	System Entry
Self Supporting	DPW	207990	DPW Operations	207722	DPW Dptty Dir of Operations	229882	DPW DDO Operations Deputy	13920	SR PW-Overhead	10029983	PW-Overhead	1	PW-Dept Overhead	20677	PW GEN - General Admin	51309 Fringe	514010		451	Gross Expenditures	9906M_Z	Estimated Project Funding - Misc	82M	82M - Special Class Pro-rated Misc	Z	A			-	-	-	$ (30,508.00)	$ (35,539.00)	$ (5,030.00)	-	-	-	$ (33,943.00)	$ (37,305.00)	$ (3,362.00)	NO	YES	Budget Reorganization
Self Supporting	DPW	207990	DPW Operations	207722	DPW Dptty Dir of Operations	229882	DPW DDO Operations Deputy	13920	SR PW-Overhead	10029983	PW-Overhead	1	PW-Dept Overhead	20677	PW GEN - General Admin	51309 Fringe	514020		451	Gross Expenditures	9991M_Z	One Day Adjustment - Misc	82M	Special Class Pro-rated Misc	Z	A			-	-	-	$ (37.00)	$ (42.00)	$ (5.00)	-	-	-	$ (39.00)	$ (44.00)	$ (5.00)	NO	YES	System Entry
Self Supporting	DPW	207990	DPW Operations	207722	DPW Dptty Dir of Operations	229882	DPW DDO Operations Deputy	13920	SR PW-Overhead	10029983	PW-Overhead	1	PW-Dept Overhead	20677	PW GEN - General Admin	51309 Fringe	514020		451	Gross Expenditures	9906M_Z	Estimated Project Funding - Misc	82M	82M - Special Class Pro-rated Misc	Z	A			-	-	-	$

GFS Type	Dept	Dept Division	Division Description	Dept Section	Section Description	Department ID	Department Description	Fund ID	Fund Title	Project ID	Project Title	Activity ID	Activity Title	Authority ID	Authority Title	Account Lvl 5 Name	Account ID	Agency Use ID	AAO	AAO Title	Class	Job Class Title	Emp Org Code	Emp Org Title	Ret	Status	Action	Ref No.	Start Dept FTE	End Dept FTE	Var Dept FTE	Start Dept Amt	End Dept Amt	Var Dept Amt	Start BY+1 Dept FTE	End BY+1 Dept FTE	Var BY+1 Dept FTE	Start BY+1 Dept Amt	End BY+1 Dept Amt	Var BY+1 Dept Amt	FTE Changes Submitted?	Amount Changes Submitted?	Explanation of FTE and/or Amount Change
Self Supporting	DPW	207990	DPW Operations	207722	DPW Dpty Dir of Operations	229882	DPW DDO Operations Deputy	13920	SR PW-Overhead	10029981	PW-Overhead	1	PW-Dept Overhead	20677	PW GEN - General Admin	51309 Hrge	519120		451	Gross Expenditures	9995M_Z	Estimated Project Funding - Misc	82M	82M - Special Class Pro-rated Misc	Z	A			-	-	-	$ (1,354.00)	$ (1,577.00)	$ (223.00)	-	-	-	$ (1,422.00)	$ (1,661.00)	$ (239.00)	NO	YES	Budget Reorganization
Self Supporting	DPW	207990	DPW Operations	229822	DPW Building Repair	207951	DPW BBR Budgetary	13920	SR PW-Overhead	10029981	PW-Overhead	2	PW-Bureau Overhead	20676	PW BBR - Building Repair	51015Salary	501010		451	Gross Expenditures	9991M_Z	One Day Adjustment - Misc	82M	Special Class Pro-rated Misc	Z	A			-	-	-	$ 2,262.00	$ 1,646.00	$ (616.00)	-	-	-	$ 3,376.00	$ 1,734.00	$ (642.00)	NO	YES	System Entry
Self Supporting	DPW	207990	DPW Operations	229822	DPW Building Repair	207951	DPW BBR Budgetary	13920	SR PW-Overhead	10029981	PW-Overhead	2	PW-Bureau Overhead	20676	PW BBR - Building Repair	51309 Hrge	519120		451	Gross Expenditures	9993M_Z	Attrition Savings - Miscellaneous	82M	82M - Special Class Pro-rated Misc	Z	A			-	(0.79)	(0.79)	$ -	$ (96,320.00)	$ (96,320.00)	-	(0.77)	(0.77)	$ -	$ (98,543.00)	$ (98,543.00)	YES	YES	Reflects projected vacancies
Self Supporting	DPW	207990	DPW Operations	229822	DPW Building Repair	207951	DPW BBR Budgetary	13920	SR PW-Overhead	10029981	PW-Overhead	2	PW-Bureau Overhead	20676	PW BBR - Building Repair	51015Salary	501010		451	Gross Expenditures	9995M_Z	Estimated Project Funding - Misc	82M	82M - Special Class Pro-rated Misc	Z	A			-	-	-	$ (273,028.00)	$ (336,983.00)	$ (63,955.00)	-	-	-	$ (286,655.00)	$ (354,811.00)	$ (68,156.00)	NO	YES	Budget Reorganization
Self Supporting	DPW	207990	DPW Operations	229822	DPW Building Repair	207951	DPW BBR Budgetary	13920	SR PW-Overhead	10029981	PW-Overhead	2	PW-Bureau Overhead	20676	PW BBR - Building Repair	51309 Hrge	513010		451	Gross Expenditures	9991M_Z	One Day Adjustment - Misc	82M	Special Class Pro-rated Misc	Z	A			-	-	-	$ 460.00	$ 357.00	$ (103.00)	-	-	-	$ 464.00	$ 339.00	$ (125.00)	NO	YES	System Entry
Self Supporting	DPW	207990	DPW Operations	229822	DPW Building Repair	207951	DPW BBR Budgetary	13920	SR PW-Overhead	10029981	PW-Overhead	2	PW-Bureau Overhead	20676	PW BBR - Building Repair	51309 Hrge	513010		451	Gross Expenditures	9993M_Z	Attrition Savings - Miscellaneous	82M	82M - Special Class Pro-rated Misc	Z	A			-	-	-	$ -	$ (20,885.00)	$ (20,885.00)	-	-	-	$ -	$ (19,275.00)	$ (19,275.00)	NO	YES	Reflects projected vacancies
Self Supporting	DPW	207990	DPW Operations	229822	DPW Building Repair	207951	DPW BBR Budgetary	13920	SR PW-Overhead	10029981	PW-Overhead	2	PW-Bureau Overhead	20676	PW BBR - Building Repair	51309 Hrge	513010		451	Gross Expenditures	9995M_Z	Estimated Project Funding - Misc	82M	82M - Special Class Pro-rated Misc	Z	A			-	-	-	$ (59,199.00)	$ (73,066.00)	$ (13,867.00)	-	-	-	$ (56,069.00)	$ (69,401.00)	$ (13,332.00)	NO	YES	Budget Reorganization
Self Supporting	DPW	207990	DPW Operations	229822	DPW Building Repair	207951	DPW BBR Budgetary	13920	SR PW-Overhead	10029981	PW-Overhead	2	PW-Bureau Overhead	20676	PW BBR - Building Repair	51309 Hrge	514010		451	Gross Expenditures	9991M_Z	One Day Adjustment - Misc	82M	Special Class Pro-rated Misc	Z	A			-	-	-	$ 124.00	$ 91.00	$ (33.00)	-	-	-	$ 129.00	$ 94.00	$ (35.00)	NO	YES	System Entry
Self Supporting	DPW	207990	DPW Operations	229822	DPW Building Repair	207951	DPW BBR Budgetary	13920	SR PW-Overhead	10029981	PW-Overhead	2	PW-Bureau Overhead	20676	PW BBR - Building Repair	51309 Hrge	514010		451	Gross Expenditures	9993M_Z	Attrition Savings - Miscellaneous	82M	82M - Special Class Pro-rated Misc	Z	A			-	-	-	$ -	$ (5,271.00)	$ (5,271.00)	-	-	-	$ -	$ (5,367.00)	$ (5,367.00)	NO	YES	Reflects projected vacancies
Self Supporting	DPW	207990	DPW Operations	229822	DPW Building Repair	207951	DPW BBR Budgetary	13920	SR PW-Overhead	10029981	PW-Overhead	2	PW-Bureau Overhead	20676	PW BBR - Building Repair	51309 Hrge	514010		451	Gross Expenditures	9995M_Z	Estimated Project Funding - Misc	82M	82M - Special Class Pro-rated Misc	Z	A			-	-	-	$ (14,941.00)	$ (18,441.00)	$ (3,500.00)	-	-	-	$ (15,612.00)	$ (19,324.00)	$ (3,712.00)	NO	YES	Budget Reorganization
Self Supporting	DPW	207990	DPW Operations	229822	DPW Building Repair	207951	DPW BBR Budgetary	13920	SR PW-Overhead	10029981	PW-Overhead	2	PW-Bureau Overhead	20676	PW BBR - Building Repair	51309 Hrge	514020		451	Gross Expenditures	9991M_Z	One Day Adjustment - Misc	82M	Special Class Pro-rated Misc	Z	A			-	-	-	$ 33.00	$ 24.00	$ (9.00)	-	-	-	$ 35.00	$ 26.00	$ (9.00)	NO	YES	System Entry
Self Supporting	DPW	207990	DPW Operations	229822	DPW Building Repair	207951	DPW BBR Budgetary	13920	SR PW-Overhead	10029981	PW-Overhead	2	PW-Bureau Overhead	20676	PW BBR - Building Repair	51309 Hrge	514020		451	Gross Expenditures	9993M_Z	Attrition Savings - Miscellaneous	82M	82M - Special Class Pro-rated Misc	Z	A			-	-	-	$ -	$ (1,397.00)	$ (1,397.00)	-	-	-	$ -	$ (1,429.00)	$ (1,429.00)	NO	YES	Reflects projected vacancies
Self Supporting	DPW	207990	DPW Operations	229822	DPW Building Repair	207951	DPW BBR Budgetary	13920	SR PW-Overhead	10029981	PW-Overhead	2	PW-Bureau Overhead	20676	PW BBR - Building Repair	51309 Hrge	514020		451	Gross Expenditures	9995M_Z	Estimated Project Funding - Misc	82M	82M - Special Class Pro-rated Misc	Z	A			-	-	-	$ (3,959.00)	$ (4,886.00)	$ (927.00)	-	-	-	$ (4,157.00)	$ (5,145.00)	$ (988.00)	NO	YES	Budget Reorganization
Self Supporting	DPW	207990	DPW Operations	229822	DPW Building Repair	207951	DPW BBR Budgetary	13920	SR PW-Overhead	10029981	PW-Overhead	2	PW-Bureau Overhead	20676	PW BBR - Building Repair	51309 Hrge	515010		451	Gross Expenditures	9993M_Z	Attrition Savings - Miscellaneous	82M	82M - Special Class Pro-rated Misc	Z	A			-	-	-	$ -	$ (3,708.00)	$ (3,708.00)	-	-	-	$ -	$ (3,831.00)	$ (3,831.00)	NO	YES	Reflects projected vacancies
Self Supporting	DPW	207990	DPW Operations	229822	DPW Building Repair	207951	DPW BBR Budgetary	13920	SR PW-Overhead	10029981	PW-Overhead	2	PW-Bureau Overhead	20676	PW BBR - Building Repair	51309 Hrge	515710		451	Gross Expenditures	9993M_Z	Attrition Savings - Miscellaneous	82M	82M - Special Class Pro-rated Misc	Z	A			-	-	-	$ -	$ (8,123.00)	$ (8,123.00)	-	-	-	$ -	$ (8,392.00)	$ (8,392.00)	NO	YES	Reflects projected vacancies
Self Supporting	DPW	207990	DPW Operations	229822	DPW Building Repair	207951	DPW BBR Budgetary	13920	SR PW-Overhead	10029981	PW-Overhead	2	PW-Bureau Overhead	20676	PW BBR - Building Repair	51309 Hrge	516010		451	Gross Expenditures	9993M_Z	Attrition Savings - Miscellaneous	82M	82M - Special Class Pro-rated Misc	Z	A			-	-	-	$ -	$ (961.00)	$ (961.00)	-	-	-	$ -	$ (973.00)	$ (973.00)	NO	YES	Reflects projected vacancies
Self Supporting	DPW	207990	DPW Operations	229822	DPW Building Repair	207951	DPW BBR Budgetary	13920	SR PW-Overhead	10029981	PW-Overhead	2	PW-Bureau Overhead	20676	PW BBR - Building Repair	51309 Hrge	517010		451	Gross Expenditures	9993M_Z	Attrition Savings - Miscellaneous	82M	82M - Special Class Pro-rated Misc	Z	A			-	-	-	$ -	$ (97.00)	$ (97.00)	-	-	-	$ -	$ (99.00)	$ (99.00)	NO	YES	Reflects projected vacancies
Self Supporting	DPW	207990	DPW Operations	229822	DPW Building Repair	207951	DPW BBR Budgetary	13920	SR PW-Overhead	10029981	PW-Overhead	2	PW-Bureau Overhead	20676	PW BBR - Building Repair	51309 Hrge	517010		451	Gross Expenditures	9995M_Z	Estimated Project Funding - Misc	82M	82M - Special Class Pro-rated Misc	Z	A			-	-	-	$ (273.00)	$ (337.00)	$ (64.00)	-	-	-	$ (287.00)	$ (355.00)	$ (68.00)	NO	YES	Budget Reorganization
Self Supporting	DPW	207990	DPW Operations	229822	DPW Building Repair	207951	DPW BBR Budgetary	13920	SR PW-Overhead	10029981	PW-Overhead	2	PW-Bureau Overhead	20676	PW BBR - Building Repair	51309 Hrge	519110		451	Gross Expenditures	9993M_Z	Attrition Savings - Miscellaneous	82M	82M - Special Class Pro-rated Misc	Z	A			-	-	-	$ -	$ (1,209.00)	$ (1,209.00)	-	-	-	$ -	$ (1,249.00)	$ (1,249.00)	NO	YES	Reflects projected vacancies
Self Supporting	DPW	207990	DPW Operations	229822	DPW Building Repair	207951	DPW BBR Budgetary	13920	SR PW-Overhead	10029981	PW-Overhead	2	PW-Bureau Overhead	20676	PW BBR - Building Repair	51309 Hrge	519120		451	Gross Expenditures	9991M_Z	One Day Adjustment - Misc	82M	Special Class Pro-rated Misc	Z	A			-	-	-	$ 5.00	$ 3.00	$ (2.00)	-	-	-	$ 5.00	$ 3.00	$ (2.00)	NO	YES	System Entry
Self Supporting	DPW	207990	DPW Operations	229822	DPW Building Repair	207951	DPW BBR Budgetary	13920	SR PW-Overhead	10029981	PW-Overhead	2	PW-Bureau Overhead	20676	PW BBR - Building Repair	51309 Hrge	519120		451	Gross Expenditures	9993M_Z	Attrition Savings - Miscellaneous	82M	82M - Special Class Pro-rated Misc	Z	A			-	-	-	$ -	$ (204.00)	$ (204.00)	-	-	-	$ -	$ (208.00)	$ (208.00)	NO	YES	Reflects projected vacancies
Self Supporting	DPW	207990	DPW Operations	229822	DPW Building Repair	207951	DPW BBR Budgetary	13920	SR PW-Overhead	10029981	PW-Overhead	2	PW-Bureau Overhead	20676	PW BBR - Building Repair	51309 Hrge	519120		451	Gross Expenditures	9995M_Z	Estimated Project Funding - Misc	82M	82M - Special Class Pro-rated Misc	Z	A			-	-	-	$ (578.00)	$ (713.00)	$ (135.00)	-	-	-	$ (607.00)	$ (751.00)	$ (144.00)	NO	YES	Budget Reorganization
Self Supporting	DPW	207990	DPW Operations	229822	DPW Building Repair	207951	DPW BBR Budgetary	13940	SR PW Paid Time Off	10029982	PW-Paid Time Off	3	PW-Paid Time Off	10002	Interdepartmental Overhead	51015Salary	501010		451	Gross Expenditures	9991M_Z	One Day Adjustment - Misc	82M	Special Class Pro-rated Misc	Z	A			-	-	-	$ 12,384.00	$ 11,991.00	$ (393.00)	-	-	-	$ 12,384.00	$ 12,253.00	$ (131.00)	NO	YES	System Entry
Self Supporting	DPW	207990	DPW Operations	229822	DPW Building Repair	207951	DPW BBR Budgetary	13940	SR PW Paid Time Off	10029982	PW-Paid Time Off	3	PW-Paid Time Off	10002	Interdepartmental Overhead	51309 Hrge	517010		451	Gross Expenditures	9995M_Z	Estimated Project Funding - Misc	82M	82M - Special Class Pro-rated Misc	Z	A			-	-	-	$ 3,210,888.00	$ 3,117,825.00	$ (102,063.00)	-	-	-	$ 3,210,888.00	$ 3,185,883.00	$ (34,005.00)	NO	YES	Budget Reorganization
Self Supporting	DPW	207990	DPW Operations	229822	DPW Building Repair	207951	DPW BBR Budgetary	13940	SR PW Paid Time Off	10029982	PW-Paid Time Off	3	PW-Paid Time Off	10002	Interdepartmental Overhead	51309 Hrge	519120		451	Gross Expenditures	9995M_Z	Estimated Project Funding - Misc	82M	82M - Special Class Pro-rated Misc	Z	A			-	-	-	$ 3,220.00	$ 3,118.00	$ (102.00)	-	-	-	$ 3,220.00	$ 3,186.00	$ (34.00)	NO	YES	Budget Reorganization
Self Supporting	DPW	207990	DPW Operations	229822	DPW Building Repair	207951	DPW BBR Budgetary	13940	SR PW Paid Time Off	10029982	PW-Paid Time Off	3	PW-Paid Time Off	10002	Interdepartmental Overhead	51309 Hrge	519120		451	Gross Expenditures	9991M_Z	One Day Adjustment - Misc	82M	Special Class Pro-rated Misc	Z	A			-	-	-	$ 48.00	$ 46.00	$ (2.00)	-	-	-	$ 48.00	$ 47.00	$ (1.00)	NO	YES	System Entry
Self Supporting	DPW	207990	DPW Operations	229822	DPW Building Repair	207951	DPW BBR Budgetary	13940	SR PW Paid Time Off	10029982	PW-Paid Time Off	3	PW-Paid Time Off	10002	Interdepartmental Overhead	51309 Hrge	519120		451	Gross Expenditures	9995M_Z	Estimated Project Funding - Misc	82M	82M - Special Class Pro-rated Misc	Z	A			-	-	-	$ 12,590.00	$ 12,191.00	$ (399.00)	-	-	-	$ 12,590.00	$ 12,458.00	$ (132.00)	NO	YES	Budget Reorganization
Self Supporting	DPW	207990	DPW Operations	229897	DPW Street Environment Svcs	207956	DPW SES Budgetary	12769	SR Gas Tax Annual Authority	10034422	FW Operating	1	FW Operating	20680	PW SES - Street Env Services	51309 Hrge	519120		451	Gross Expenditures	9995M_Z	Estimated Project Funding - Misc	82M	82M - Special Class Pro-rated Misc	Z	A			-	-	-	$ (1,826.00)	$ (2,589.00)	$ (763.00)	-	-	-	$ (1,918.00)	$ (2,727.00)	$ (809.00)	NO	YES	Budget Reorganization
Self Supporting	DPW	207990	DPW Operations	229897	DPW Street Environment Svcs	207956	DPW SES Budgetary	12769	SR Gas Tax Annual Authority	10034422	FW Operating	1	FW Operating	20680	PW SES - Street Env Services	51309 Hrge	519120		451	Gross Expenditures	9991M_Z	One Day Adjustment - Misc	82M	Special Class Pro-rated Misc	Z	A			-	-	-	$ (1,826.00)	$ (2,589.00)	$ (763.00)	-	-	-	$ (1,918.00)	$ (2,727.00)	$ (809.00)	NO	YES	System Entry
Self Supporting	DPW	207990	DPW Operations	229897	DPW Street Environment Svcs	207956	DPW SES Budgetary	13920	SR PW-Overhead	10029981	PW-Overhead	2	PW-Bureau Overhead	20680	PW SES - Street Env Services	51015Salary	501010		451	Gross Expenditures	9991M_Z	One Day Adjustment - Misc	82M	Special Class Pro-rated Misc	Z	A			-	-	-	$ (586.00)	$ (939.00)	$ (353.00)	-	-	-	$ (616.00)	$ (989.00)	$ (373.00)	NO	YES	System Entry
Self Supporting	DPW	207990	DPW Operations	229897	DPW Street Environment Svcs	207956	DPW SES Budgetary	13920	SR PW-Overhead	10029981	PW-Overhead	2	PW-Bureau Overhead	20680	PW SES - Street Env Services	51015Salary	501010		451	Gross Expenditures	9993M_Z	Attrition Savings - Miscellaneous	82M	82M - Special Class Pro-rated Misc	Z	A			-	(0.20)	(0.20)	$ -	$ (31,597.00)	$ (31,597.00)	-	(0.20)	(0.20)	$ -	$ (33,175.00)	$ (33,175.00)	YES	YES	Reflects projected vacancies
Self Supporting	DPW	207990	DPW Operations	229897	DPW Street Environment Svcs	207956	DPW SES Budgetary	13920	SR PW-Overhead	10029981	PW-Overhead	2	PW-Bureau Overhead	20680	PW SES - Street Env Services	51309 Hrge	513010		451	Gross Expenditures	9995M_Z	Estimated Project Funding - Misc	82M	82M - Special Class Pro-rated Misc	Z	A			-	-	-	$ (152,535.00)	$ (213,040.00)	$ (60,535.00)	-	-	-	$ (160,117.00)	$ (224,187.00)	$ (64,070.00)	NO	YES	Budget Reorganization
Self Supporting	DPW	207990	DPW Operations	229897	DPW Street Environment Svcs	207956	DPW SES Budgetary	13920	SR PW-Overhead	10029981	PW-Overhead	2	PW-Bureau Overhead	20680	PW SES - Street Env Services	51309 Hrge	513010		451	Gross Expenditures	9991M_Z	One Day Adjustment - Misc	82M	Special Class Pro-rated Misc	Z	A			-	-	-	$ (126.00)	$ (202.00)	$ (76.00)	-	-	-	$ (119.00)	$ (192.00)	$ (73.00)	NO	YES	System Entry
Self Supporting	DPW	207990	DPW Operations	229897	DPW Street Environment Svcs	207956	DPW SES Budgetary	13920	SR PW-Overhead	10029981	PW-Overhead	2	PW-Bureau Overhead	20680	PW SES - Street Env Services	51309 Hrge	513010		451	Gross Expenditures	9993M_Z	Attrition Savings - Miscellaneous	82M	82M - Special Class Pro-rated Misc	Z	A			-	-	-	$ -	$ (6,797.00)	$ (6,797.00)	-	-	-	$ -	$ (6,432.00)	$ (6,432.00)	NO	YES	Reflects projected vacancies
Self Supporting	DPW	207990	DPW Operations	229897	DPW Street Environment Svcs	207956	DPW SES Budgetary	13920	SR PW-Overhead	10029981	PW-Overhead	2	PW-Bureau Overhead	20680	PW SES - Street Env Services	51309 Hrge	513010		451	Gross Expenditures	9995M_Z	Estimated Project Funding - Misc	82M	82M - Special Class Pro-rated Misc	Z	A			-	-	-	$ (32,807.00)	$ (45,829.00)	$ (13,022.00)	-	-	-	$ (33,046.00)	$ (43,468.00)	$ (12,422.00)	NO	YES	Budget Reorganization
Self Supporting	DPW	207990	DPW Operations	229897	DPW Street Environment Svcs	207956	DPW SES Budgetary	13920	SR PW-Overhead	10029981	PW-Overhead	2	PW-Bureau Overhead	20680	PW SES - Street Env Services	51309 Hrge	514010		451	Gross Expenditures	9991M_Z	One Day Adjustment - Misc	82M	Special Class Pro-rated Misc	Z	A			-	-	-	$ (29.00)	$ (47.00)	$ (18.00)	-	-	-	$ (30.00)	$ (48.00)	$ (18.00)	NO	YES	System Entry
Self Supporting	DPW	207990	DPW Operations	229897	DPW Street Environment Svcs	207956	DPW SES Budgetary	13920	SR PW-Overhead	10029981	PW-Overhead	2	PW-Bureau Overhead	20680	PW SES - Street Env Services	51309 Hrge	514010		451	Gross Expenditures	9993M_Z	Attrition Savings - Miscellaneous	82M	82M - Special Class Pro-rated Misc	Z	A			-	-	-	$ -	$ (1,573.00)	$ (1,573.00)	-	-	-	$ -	$ (1,636.00)	$ (1,636.00)	NO	YES	Reflects projected vacancies
Self Supporting	DPW	207990	DPW Operations	229897	DPW Street Environment Svcs	207956	DPW SES Budgetary	13920	SR PW-Overhead	10029981	PW-Overhead	2	PW-Bureau Overhead	20680	PW SES - Street Env Services	51309 Hrge	514010		451	Gross Expenditures	9995M_Z	Estimated Project Funding - Misc	82M	82M - Special Class Pro-rated Misc	Z	A			-	-	-	$ (7,591.00)	$ (10,604.00)	$ (3,013.00)	-	-	-	$ (7,896.00)	$ (11,055.00)	$ (3,159.00)	NO	YES	Budget Reorganization
Self Supporting	DPW	207990	DPW Operations	229897	DPW Street Environment Svcs	207956	DPW SES Budgetary	13920	SR PW-Overhead	10029981	PW-Overhead	2	PW-Bureau Overhead	20680	PW SES - Street Env Services	51309 Hrge	514020		451	Gross Expenditures	9991M_Z	One Day Adjustment - Misc	82M	Special Class Pro-rated Misc	Z	A			-	-	-	$ (8.00)	$ (13.00)	$ (5.00)	-	-	-	$ (9.00)	$ (15.00)	$ (6.00)	NO	YES	System Entry
Self Supporting	DPW	207990	DPW Operations	229897	DPW Street Environment Svcs	207956	DPW SES Budgetary	13920	SR PW-Overhead	10029981	PW-Overhead	2	PW-Bureau Overhead	20680	PW SES - Street Env Services	51309 Hrge	514020		451	Gross Expenditures	9993M_Z	Attrition Savings - Miscellaneous	82M	82M - Special Class Pro-rated Misc	Z	A			-	-	-	$ -	$ 458.00	$ 458.00	-	-	-	$ -	$ 481.00	$ 481.00	NO	YES	Reflects projected vacancies
Self Supporting	DPW	207990	DPW Operations	229897	DPW Street Environment Svcs	207956	DPW SES Budgetary	13920	SR PW-Overhead	10029981	PW-Overhead	2	PW-Bureau Overhead	20680	PW SES - Street Env Services	51309 Hrge	514020		451	Gross Expenditures	9995M_Z	Estimated Project Funding - Misc	82M	82M - Special Class Pro-rated Misc	Z	A			-	-	-	$ (2,253.00)	$ (3,090.00)	$ (878.00)	-	-	-	$ (2,322.00)	$ (3,251.00)	$ (929.00)	NO	YES	Budget Reorganization
Self Supporting	DPW	207990	DPW Operations	229897	DPW Street Environment Svcs	207956	DPW SES Budgetary	13920	SR PW-Overhead	10029981	PW-Overhead	2	PW-Bureau Overhead	20680	PW SES - Street Env Services	51309 Hrge	515010		451	Gross Expenditures	9993M_Z	Attrition Savings - Miscellaneous	82M	82M - Special Class Pro-rated Misc	Z	A			-	-	-	$ -	$ (866.00)	$ (866.00)	-	-	-	$ -	$ (918.00)	$ (918.00)	NO	YES	Reflects projected vacancies
Self Supporting	DPW	207990	DPW Operations	229897	DPW Street Environment Svcs	207956	DPW SES Budgetary	13920	SR PW-Overhead	10029981	PW-Overhead	2	PW-Bureau Overhead	20680	PW SES - Street Env Services	51309 Hrge	515710		451	Gross Expenditures	9993M_Z	Attrition Savings - Miscellaneous	82M	82M - Special Class Pro-rated Misc	Z	A			-	-	-	$ -	$ (1,219.00)	$ (1,219.00)	-	-	-	$ -	$ (1,352.00)	$ (1,352.00)	NO	YES	Reflects projected vacancies
Self Supporting	DPW	207990	DPW Operations	229897	DPW Street Environment Svcs	207956	DPW SES Budgetary	13920	SR PW-Overhead	10029981	PW-Overhead	2	PW-Bureau Overhead	20680	PW SES - Street Env Services	51309 Hrge	516010		451	Gross Expenditures	9993M_Z	Attrition Savings - Miscellaneous	82M	82M - Special Class Pro-rated Misc	Z	A			-	-	-	$ -	$ (258.00)	$ (258.00)	-	-	-	$ -	$ (268.00)	$ (268.00)	NO	YES	Reflects projected vacancies
Self Supporting	DPW	207990	DPW Operations	229897	DPW Street Environment Svcs	207956	DPW SES Budgetary	13920	SR PW-Overhead	10029981	PW-Overhead	2	PW-Bureau Overhead	20680	PW SES - Street Env Services	51309 Hrge	517010		451	Gross Expenditures	9993M_Z	Attrition Savings - Miscellaneous	82M	82M - Special Class Pro-rated Misc	Z	A			-	-	-	$ -	$ (32.00)	$ (32.00)	-	-	-	$ -	$ (33.00)	$ (33.00)	NO	YES	Reflects projected vacancies
Self Supporting	DPW	207990	DPW Operations	229897	DPW Street Environment Svcs	207956	DPW SES Budgetary	13920	SR PW-Overhead	10029981	PW-Overhead	2	PW-Bureau Overhead	20680	PW SES - Street Env Services	51309 Hrge	517010		451	Gross Expenditures	9995M_Z	Estimated Project Funding - Misc	82M	82M - Special Class Pro-rated Misc	Z	A			-	-	-	$ (152.00)	$ (213.00)	$ (61.00)	-	-	-	$ (160.00)	$ (224.00)	$ (64.00)	NO	YES	Budget Reorganization
Self Supporting	DPW	207990	DPW Operations	229897	DPW Street Environment Svcs	207956	DPW SES Budgetary	13920	SR PW-Overhead	10029981	PW-Overhead	2	PW-Bureau Overhead	20680	PW SES - Street Env Services	51309 Hrge	519110		451	Gross Expenditures	9993M_Z	Attrition Savings - Miscellaneous	82M	82M - Special Class Pro-rated Misc	Z	A			-	-	-	$ -	$ (714.00)	$ (714.00)	-	-	-	$ -	$ (757.00)	$ (757.00)	NO	YES	Reflects projected vacancies
Self Supporting	DPW	207990	DPW Operations	229897	DPW Street Environment Svcs	207956	DPW SES Budgetary	13920	SR PW-Overhead	10029981	PW-Overhead	2	PW-Bureau Overhead	20680	PW SES - Street Env Services	51309 Hrge	519120		451	Gross Expenditures	9993M_Z	Attrition Savings - Miscellaneous	82M	82M - Special Class Pro-rated Misc	Z	A			-	-	-	$ -	$ (23.00)	$ (23.00)	-	-	-	$ -	$ (24.00)	$ (24.00)	NO	YES	Reflects projected vacancies
Self Supporting	DPW	207990	DPW Operations	229897	DPW Street Environment Svcs	207956	DPW SES Budgetary	13920	SR PW-Overhead	10029981	PW-Overhead	2	PW-Bureau Overhead	20680	PW SES - Street Env Services	51309 Hrge	519120		451	Gross Expenditures	9995M_Z	Estimated Project Funding - Misc	82M	82M - Special Class Pro-rated Misc	Z	A			-	-	-	$ (112.00)	$ (157.00)	$ (45.00)	-	-	-	$ (118.00)	$ (165.00)	$ (47.00)	NO	YES	Budget Reorganization
Self Supporting	DPW	207990	DPW Operations	229897	DPW Street Environment Svcs	207956	DPW SES Budgetary	13940	SR PW Paid Time Off	10029982	PW-Paid Time Off	3	PW-Paid Time Off	10002	Interdepartmental Overhead	51015Salary	501010		451	Gross Expenditures	9991M_Z	One Day Adjustment - Misc	82M	Special Class Pro-rated Misc	Z	A			-	-	-	$ 27,601.00	$ 37,509.00	$ 9,908.00	-	-	-	$ 27,601.00	$ 39,537.00	$ 11,936.00	NO	YES	System Entry
Self Supporting	DPW	207990	DPW Operations	229897	DPW Street Environment Svcs	207956	DPW SES Budgetary	13940	SR PW Paid Time Off	10029982	PW-Paid Time Off	3	PW-Paid Time Off	10002	Interdepartmental Overhead	51309 Hrge	517010		451	Gross Expenditures	9995M_Z	Estimated Project Funding - Misc	82M	82M - Special Class Pro-rated Misc	Z	A			-	-	-	$ 7,176,214.00	$ 9,752,275.00	$ 2,576,061.00	-	-	-	$ 7,176,214.00	$ 10,279,665.00	$ 3,103,451.00	NO	YES	Budget Reorganization
Self Supporting	DPW	207990	DPW Operations	229897	DPW Street Environment Svcs	207956	DPW SES Budgetary	13940	SR PW Paid Time Off	10029982	PW-Paid Time Off	3	PW-Paid Time Off	10002	Interdepartmental Overhead	51309 Hrge	519110		451	Gross Expenditures	9991M_Z	One Day Adjustment - Misc	82M	Special Class Pro-rated Misc	Z	A			-	-	-	$ 28.00	$ 38.00	$ 10.00	-	-	-	$ 28.00	$ 40.00	$ 12.00	NO	YES	System Entry
Self Supporting	DPW	207990	DPW Operations	229897	DPW Street Environment Svcs	207956	DPW SES Budgetary	13940	SR PW Paid Time Off	10029982	PW-Paid Time Off	3	PW-Paid Time Off	10002	Interdepartmental Overhead	51309 Hrge	517010		451	Gross Expenditures	9995M_Z	Estimated Project Funding - Misc	82M	82M - Special Class Pro-rated Misc	Z	A			-	-	-	$ 7,176.00	$ 9,752.00	$ 2,576.00	-	-	-	$ 7,176.00	$ 10,279.00	$ 3,103.00	NO	YES	Budget Reorganization
Self Supporting	DPW	207990	DPW Operations	229897	DPW Street Environment Svcs	207956	DPW SES Budgetary	13940	SR PW Paid Time Off	10029982	PW-Paid Time Off	3	PW-Paid Time Off	10002	Interdepartmental Overhead	51309 Hrge	519120		451	Gross Expenditures	9991M_Z	One Day Adjustment - Misc	82M	Special Class Pro-rated Misc	Z	A			-	-	-	$ 108.00	$ 147.00	$ 39.00	-	-	-	$ 108.00	$ 155.00	$ 47.00	NO	YES	System Entry
Self Supporting	DPW	207990	DPW Operations	229897	DPW Street Environment Svcs	207956	DPW SES Budgetary	13940	SR PW Paid Time Off	10029982	PW-Paid Time Off	3	PW-Paid Time Off	10002	Interdepartmental Overhead	51309 Hrge	519120		451	Gross Expenditures	9995M_Z	Estimated Project Funding - Misc	82M	82M - Special Class Pro-rated Misc	Z	A			-	-	-	$ 28,059.00	$ 38,131.00	$ 10,072.00	-	-	-	$ 28,059.00	$ 40,193.00	$ 12,134.00	NO	YES	Budget Reorganization
Self Supporting	DPW	207990	DPW Operations	229909	DPW Street & Sewer Repair	207958	DPW SSR Budgetary	12789	SR Road Annual Authority	10034422	FW Operating	1	FW Operating	20679	PW SSR - Street & Sewer Repair	51309 Hrge	519120		451	Gross Expenditures	9995M_Z	Estimated Project Funding - Misc	82M	82M - Special Class Pro-rated Misc	Z	A			-	-	-	$ (1,487.00)	$ (1,734.00)	$ (247.00)	-	-	-	$ (1,562.00)	$ (1,824.00)	$ (262.00)	NO	YES	System Entry
Self Supporting	DPW	207990	DPW Operations	229909	DPW Street & Sewer Repair	207958	DPW SSR Budgetary	12789	SR Road Annual Authority	10034422	FW Oper

GFS Type	Dept	Dept Division	Division Description	Dept Section	Section Description	Department ID	Department Description	Fund ID	Fund Title	Project ID	Project Title	Activity ID	Activity Title	Authority ID	Authority Title	Account Lvl 5 Name	Account ID	Agency Use ID	AAO	AAO Title	Class	Job Class Title	Emp Org Code	Emp Org Title	Ret	Status	Action	Ref No.	Start Dept FTE	End Dept FTE	Var Dept FTE	Start Dept Amt	End Dept Amt	Var Dept Amt	Start BY+1 Dept FTE	End BY+1 Dept FTE	Var BY+1 Dept FTE	Start BY+1 Dept Amt	End BY+1 Dept Amt	Var BY+1 Dept Amt	FTE Changes Submitted?	Amount Changes Submitted?	Explanation of FTE and/or Amount Change
Self Supporting	DPW	207990	DPW Operations	229909	DPW Street & Sewer Repair	207958	DPW SSR Budgetary	13920	SR PW-Overhead	10029981	PW-Overhead	2	PW-Bureau Overhead	20679	PW SSR - Street & Sewer Repair	51301Fringe	514010		201	Gross Expenditures	9995M_Z	Estimated Project Funding - Misc	BZM	BZM - Special Class Pro-rated Misc	Z	A			-	-	-	$ (6,459.00)	$ (9,694.00)	$ (3,235.00)	-	-	-	$ (6,723.00)	$ (10,112.00)	$ (3,389.00)	NO	YES	Budget Reorganization
Self Supporting	DPW	207990	DPW Operations	229909	DPW Street & Sewer Repair	207958	DPW SSR Budgetary	13920	SR PW-Overhead	10029981	PW-Overhead	2	PW-Bureau Overhead	20679	PW SSR - Street & Sewer Repair	51301Fringe	514020		201	Gross Expenditures	9991M_Z	One Day Adjustment - Misc	BZM	Special Class Pro-rated Misc	Z	A			-	-	-	$ (4.00)	$ (8.00)	$ (4.00)	-	-	-	$ (4.00)	$ (8.00)	$ (4.00)	NO	YES	System Entry
Self Supporting	DPW	207990	DPW Operations	229909	DPW Street & Sewer Repair	207958	DPW SSR Budgetary	13920	SR PW-Overhead	10029981	PW-Overhead	2	PW-Bureau Overhead	20679	PW SSR - Street & Sewer Repair	51301Fringe	514020		201	Gross Expenditures	9995M_Z	Estimated Project Funding - Misc	BZM	BZM - Special Class Pro-rated Misc	Z	A			-	-	-	$ (1,846.00)	$ (2,770.00)	$ (924.00)	-	-	-	$ (1,939.00)	$ (2,916.00)	$ (977.00)	NO	YES	Budget Reorganization
Self Supporting	DPW	207990	DPW Operations	229909	DPW Street & Sewer Repair	207958	DPW SSR Budgetary	13920	SR PW-Overhead	10029981	PW-Overhead	2	PW-Bureau Overhead	20679	PW SSR - Street & Sewer Repair	51301Fringe	517010		201	Gross Expenditures	9995M_Z	Estimated Project Funding - Misc	BZM	BZM - Special Class Pro-rated Misc	Z	A			-	-	-	$ (128.00)	$ (192.00)	$ (64.00)	-	-	-	$ (133.00)	$ (201.00)	$ (68.00)	NO	YES	Budget Reorganization
Self Supporting	DPW	207990	DPW Operations	229909	DPW Street & Sewer Repair	207958	DPW SSR Budgetary	13920	SR PW-Overhead	10029981	PW-Overhead	2	PW-Bureau Overhead	20679	PW SSR - Street & Sewer Repair	51301Fringe	519120		201	Gross Expenditures	9995M_Z	Estimated Project Funding - Misc	BZM	BZM - Special Class Pro-rated Misc	Z	A			-	-	-	$ (117.00)	$ (176.00)	$ (59.00)	-	-	-	$ (123.00)	$ (185.00)	$ (62.00)	NO	YES	Budget Reorganization
Self Supporting	DPW	207990	DPW Operations	229909	DPW Street & Sewer Repair	207958	DPW SSR Budgetary	13940	SR PW Paid Time Off	10029982	PW Paid Time Off	3	PW-Paid Time Off	10002	Interdepartmental Overhead	50105Salary	501010		201	Gross Expenditures	9995M_Z	Estimated Project Funding - Misc	BZM	BZM - Special Class Pro-rated Misc	Z	A			-	-	-	$ 7,206.00	$ 10,097.00	$ 2,891.00	-	-	-	$ 7,206.00	$ 10,311.00	$ 3,105.00	NO	YES	System Entry
Self Supporting	DPW	207990	DPW Operations	229909	DPW Street & Sewer Repair	207958	DPW SSR Budgetary	13940	SR PW Paid Time Off	10029982	PW Paid Time Off	3	PW-Paid Time Off	10002	Interdepartmental Overhead	50105Salary	501010		201	Gross Expenditures	9995M_Z	Estimated Project Funding - Misc	BZM	BZM - Special Class Pro-rated Misc	Z	A			-	-	-	$ 1,871,446.00	$ 2,625,229.00	$ 751,783.00	-	-	-	$ 1,872,446.00	$ 2,680,842.00	$ 807,396.00	NO	YES	Budget Reorganization
Self Supporting	DPW	207990	DPW Operations	229909	DPW Street & Sewer Repair	207958	DPW SSR Budgetary	13940	SR PW Paid Time Off	10029982	PW Paid Time Off	3	PW-Paid Time Off	10002	Interdepartmental Overhead	51301Fringe	517010		201	Gross Expenditures	9991M_Z	One Day Adjustment - Misc	BZM	Special Class Pro-rated Misc	Z	A			-	-	-	$ 7.00	$ 10.00	$ 3.00	-	-	-	$ 7.00	$ 10.00	$ 3.00	NO	YES	System Entry
Self Supporting	DPW	207990	DPW Operations	229909	DPW Street & Sewer Repair	207958	DPW SSR Budgetary	13940	SR PW Paid Time Off	10029982	PW Paid Time Off	3	PW-Paid Time Off	10002	Interdepartmental Overhead	51301Fringe	517010		201	Gross Expenditures	9995M_Z	Estimated Project Funding - Misc	BZM	BZM - Special Class Pro-rated Misc	Z	A			-	-	-	$ 1,874.00	$ 2,626.00	$ 752.00	-	-	-	$ 1,874.00	$ 2,682.00	$ 808.00	NO	YES	Budget Reorganization
Self Supporting	DPW	207990	DPW Operations	229909	DPW Street & Sewer Repair	207958	DPW SSR Budgetary	13940	SR PW Paid Time Off	10029982	PW Paid Time Off	3	PW-Paid Time Off	10002	Interdepartmental Overhead	51301Fringe	519120		201	Gross Expenditures	9991M_Z	One Day Adjustment - Misc	BZM	Special Class Pro-rated Misc	Z	A			-	-	-	$ 28.00	$ 39.00	$ 11.00	-	-	-	$ 28.00	$ 40.00	$ 12.00	NO	YES	System Entry
Self Supporting	DPW	207990	DPW Operations	229909	DPW Street & Sewer Repair	207958	DPW SSR Budgetary	13940	SR PW Paid Time Off	10029982	PW Paid Time Off	3	PW-Paid Time Off	10002	Interdepartmental Overhead	51301Fringe	519120		201	Gross Expenditures	9995M_Z	Estimated Project Funding - Misc	BZM	BZM - Special Class Pro-rated Misc	Z	A			-	-	-	$ 7,325.00	$ 10,265.00	$ 2,940.00	-	-	-	$ 7,325.00	$ 10,462.00	$ 3,137.00	NO	YES	Budget Reorganization
Self Supporting	DPW	207990	DPW Operations	249642	DPW Urban Forestry	207959	DPW BUF Budgetary	12769	SR Gas Tax Annual Authority	10034422	FW Operating	1	FW Operating	20681	PW BUF - Urban Forestry	50105Salary	501010		201	Gross Expenditures	9991M_Z	One Day Adjustment - Misc	BZM	Special Class Pro-rated Misc	Z	A			-	-	-	$ (3,214.00)	$ (3,852.00)	$ (638.00)	-	-	-	$ (3,376.00)	$ (5,295.00)	$ (1,919.00)	NO	YES	System Entry
Self Supporting	DPW	207990	DPW Operations	249642	DPW Urban Forestry	207959	DPW BUF Budgetary	12769	SR Gas Tax Annual Authority	10034422	FW Operating	1	FW Operating	20681	PW BUF - Urban Forestry	50105Salary	501010		201	Gross Expenditures	9993M_Z	Abrition Savings - Miscellaneous	BZM	BZM - Special Class Pro-rated Misc	Z	A			(3.04)	(3.04)	-	$ (256,916.00)	$ (256,916.00)	$ -	(3.04)	(7.70)	(4.66)	$ (269,739.00)	$ (383,259.00)	$ (113,520.00)	YES	YES	Reflects projected vacancies
Self Supporting	DPW	207990	DPW Operations	249642	DPW Urban Forestry	207959	DPW BUF Budgetary	12769	SR Gas Tax Annual Authority	10034422	FW Operating	1	FW Operating	20681	PW BUF - Urban Forestry	51301Fringe	513010		201	Gross Expenditures	9995M_Z	Estimated Project Funding - Misc	BZM	BZM - Special Class Pro-rated Misc	Z	A			-	-	-	$ (575,674.00)	$ (741,600.00)	$ (165,926.00)	-	-	-	$ (604,408.00)	$ (689,870.00)	$ (85,462.00)	NO	YES	Budget Reorganization
Self Supporting	DPW	207990	DPW Operations	249642	DPW Urban Forestry	207959	DPW BUF Budgetary	12769	SR Gas Tax Annual Authority	10034422	FW Operating	1	FW Operating	20681	PW BUF - Urban Forestry	51301Fringe	513010		201	Gross Expenditures	9991M_Z	One Day Adjustment - Misc	BZM	Special Class Pro-rated Misc	Z	A			-	-	-	$ (704.00)	$ (844.00)	$ (140.00)	-	-	-	$ (668.00)	$ (1,048.00)	$ (380.00)	NO	YES	System Entry
Self Supporting	DPW	207990	DPW Operations	249642	DPW Urban Forestry	207959	DPW BUF Budgetary	12769	SR Gas Tax Annual Authority	10034422	FW Operating	1	FW Operating	20681	PW BUF - Urban Forestry	51301Fringe	513010		201	Gross Expenditures	9993M_Z	Abrition Savings - Miscellaneous	BZM	BZM - Special Class Pro-rated Misc	Z	A			-	-	-	$ (56,275.00)	$ (56,275.00)	$ -	-	-	-	$ (53,358.00)	$ (135,157.00)	$ (81,799.00)	NO	YES	Reflects projected vacancies
Self Supporting	DPW	207990	DPW Operations	249642	DPW Urban Forestry	207959	DPW BUF Budgetary	12769	SR Gas Tax Annual Authority	10034422	FW Operating	1	FW Operating	20681	PW BUF - Urban Forestry	51301Fringe	513020		201	Gross Expenditures	9995M_Z	Estimated Project Funding - Misc	BZM	BZM - Special Class Pro-rated Misc	Z	A			-	-	-	$ (126,096.00)	$ (162,440.00)	$ (36,344.00)	-	-	-	$ (119,539.00)	$ (130,464.00)	$ (10,925.00)	NO	YES	Budget Reorganization
Self Supporting	DPW	207990	DPW Operations	249642	DPW Urban Forestry	207959	DPW BUF Budgetary	12769	SR Gas Tax Annual Authority	10034422	FW Operating	1	FW Operating	20681	PW BUF - Urban Forestry	51301Fringe	514010		201	Gross Expenditures	9991M_Z	One Day Adjustment - Misc	BZM	Special Class Pro-rated Misc	Z	A			-	-	-	$ (196.00)	$ (259.00)	$ (40.00)	-	-	-	$ (209.00)	$ (328.00)	$ (119.00)	NO	YES	System Entry
Self Supporting	DPW	207990	DPW Operations	249642	DPW Urban Forestry	207959	DPW BUF Budgetary	12769	SR Gas Tax Annual Authority	10034422	FW Operating	1	FW Operating	20681	PW BUF - Urban Forestry	51301Fringe	514010		201	Gross Expenditures	9993M_Z	Abrition Savings - Miscellaneous	BZM	BZM - Special Class Pro-rated Misc	Z	A			-	-	-	$ (15,929.00)	$ (15,929.00)	$ -	-	-	-	$ (16,724.00)	$ (42,362.00)	$ (25,638.00)	NO	YES	Reflects projected vacancies
Self Supporting	DPW	207990	DPW Operations	249642	DPW Urban Forestry	207959	DPW BUF Budgetary	12769	SR Gas Tax Annual Authority	10034422	FW Operating	1	FW Operating	20681	PW BUF - Urban Forestry	51301Fringe	514020		201	Gross Expenditures	9995M_Z	Estimated Project Funding - Misc	BZM	BZM - Special Class Pro-rated Misc	Z	A			-	-	-	$ (35,692.00)	$ (45,979.00)	$ (10,287.00)	-	-	-	$ (37,473.00)	$ (42,772.00)	$ (5,298.00)	NO	YES	Budget Reorganization
Self Supporting	DPW	207990	DPW Operations	249642	DPW Urban Forestry	207959	DPW BUF Budgetary	12769	SR Gas Tax Annual Authority	10034422	FW Operating	1	FW Operating	20681	PW BUF - Urban Forestry	51301Fringe	514020		201	Gross Expenditures	9991M_Z	One Day Adjustment - Misc	BZM	Special Class Pro-rated Misc	Z	A			-	-	-	$ (46.00)	$ (51.00)	$ (9.00)	-	-	-	$ (49.00)	$ (77.00)	$ (28.00)	NO	YES	System Entry
Self Supporting	DPW	207990	DPW Operations	249642	DPW Urban Forestry	207959	DPW BUF Budgetary	12769	SR Gas Tax Annual Authority	10034422	FW Operating	1	FW Operating	20681	PW BUF - Urban Forestry	51301Fringe	514020		201	Gross Expenditures	9993M_Z	Abrition Savings - Miscellaneous	BZM	BZM - Special Class Pro-rated Misc	Z	A			-	-	-	$ (3,726.00)	$ (3,726.00)	$ -	-	-	-	$ (3,911.00)	$ (9,907.00)	$ (5,996.00)	NO	YES	Reflects projected vacancies
Self Supporting	DPW	207990	DPW Operations	249642	DPW Urban Forestry	207959	DPW BUF Budgetary	12769	SR Gas Tax Annual Authority	10034422	FW Operating	1	FW Operating	20681	PW BUF - Urban Forestry	51301Fringe	514020		201	Gross Expenditures	9995M_Z	Estimated Project Funding - Misc	BZM	BZM - Special Class Pro-rated Misc	Z	A			-	-	-	$ (8,348.00)	$ (10,754.00)	$ (2,406.00)	-	-	-	$ (8,764.00)	$ (10,003.00)	$ (1,239.00)	NO	YES	Budget Reorganization
Self Supporting	DPW	207990	DPW Operations	249642	DPW Urban Forestry	207959	DPW BUF Budgetary	12769	SR Gas Tax Annual Authority	10034422	FW Operating	1	FW Operating	20681	PW BUF - Urban Forestry	51301Fringe	515010		201	Gross Expenditures	9993M_Z	Abrition Savings - Miscellaneous	BZM	BZM - Special Class Pro-rated Misc	Z	A			-	-	-	$ (11,811.00)	$ (11,811.00)	$ -	-	-	-	$ (12,519.00)	$ (31,710.00)	$ (19,191.00)	NO	YES	Reflects projected vacancies
Self Supporting	DPW	207990	DPW Operations	249642	DPW Urban Forestry	207959	DPW BUF Budgetary	12769	SR Gas Tax Annual Authority	10034422	FW Operating	1	FW Operating	20681	PW BUF - Urban Forestry	51301Fringe	515710		201	Gross Expenditures	9993M_Z	Abrition Savings - Miscellaneous	BZM	BZM - Special Class Pro-rated Misc	Z	A			-	-	-	$ (32,892.00)	$ (32,892.00)	$ -	-	-	-	$ (34,866.00)	$ (88,311.00)	$ (53,445.00)	NO	YES	Reflects projected vacancies
Self Supporting	DPW	207990	DPW Operations	249642	DPW Urban Forestry	207959	DPW BUF Budgetary	12769	SR Gas Tax Annual Authority	10034422	FW Operating	1	FW Operating	20681	PW BUF - Urban Forestry	51301Fringe	516010		201	Gross Expenditures	9993M_Z	Abrition Savings - Miscellaneous	BZM	BZM - Special Class Pro-rated Misc	Z	A			-	-	-	$ (3,664.00)	$ (3,664.00)	$ -	-	-	-	$ (3,809.00)	$ (9,648.00)	$ (5,839.00)	NO	YES	Reflects projected vacancies
Self Supporting	DPW	207990	DPW Operations	249642	DPW Urban Forestry	207959	DPW BUF Budgetary	12769	SR Gas Tax Annual Authority	10034422	FW Operating	1	FW Operating	20681	PW BUF - Urban Forestry	51301Fringe	517010		201	Gross Expenditures	9991M_Z	One Day Adjustment - Misc	BZM	Special Class Pro-rated Misc	Z	A			-	-	-	$ (3.00)	$ (4.00)	$ (1.00)	-	-	-	$ (3.00)	$ (5.00)	$ (2.00)	NO	YES	System Entry
Self Supporting	DPW	207990	DPW Operations	249642	DPW Urban Forestry	207959	DPW BUF Budgetary	12769	SR Gas Tax Annual Authority	10034422	FW Operating	1	FW Operating	20681	PW BUF - Urban Forestry	51301Fringe	517010		201	Gross Expenditures	9993M_Z	Abrition Savings - Miscellaneous	BZM	BZM - Special Class Pro-rated Misc	Z	A			-	-	-	$ (257.00)	$ (257.00)	$ -	-	-	-	$ (270.00)	$ (683.00)	$ (413.00)	NO	YES	Reflects projected vacancies
Self Supporting	DPW	207990	DPW Operations	249642	DPW Urban Forestry	207959	DPW BUF Budgetary	12769	SR Gas Tax Annual Authority	10034422	FW Operating	1	FW Operating	20681	PW BUF - Urban Forestry	51301Fringe	517010		201	Gross Expenditures	9995M_Z	Estimated Project Funding - Misc	BZM	BZM - Special Class Pro-rated Misc	Z	A			-	-	-	$ (376.00)	$ (742.00)	$ (166.00)	-	-	-	$ (605.00)	$ (691.00)	$ (86.00)	NO	YES	Budget Reorganization
Self Supporting	DPW	207990	DPW Operations	249642	DPW Urban Forestry	207959	DPW BUF Budgetary	12769	SR Gas Tax Annual Authority	10034422	FW Operating	1	FW Operating	20681	PW BUF - Urban Forestry	51301Fringe	519120		201	Gross Expenditures	9991M_Z	One Day Adjustment - Misc	BZM	Special Class Pro-rated Misc	Z	A			-	-	-	$ (13.00)	$ (15.00)	$ (2.00)	-	-	-	$ (13.00)	$ (20.00)	$ (7.00)	NO	YES	System Entry
Self Supporting	DPW	207990	DPW Operations	249642	DPW Urban Forestry	207959	DPW BUF Budgetary	12769	SR Gas Tax Annual Authority	10034422	FW Operating	1	FW Operating	20681	PW BUF - Urban Forestry	51301Fringe	519120		201	Gross Expenditures	9993M_Z	Abrition Savings - Miscellaneous	BZM	BZM - Special Class Pro-rated Misc	Z	A			-	-	-	$ (1,004.00)	$ (1,004.00)	$ -	-	-	-	$ (1,055.00)	$ (2,672.00)	$ (1,617.00)	NO	YES	Reflects projected vacancies
Self Supporting	DPW	207990	DPW Operations	249642	DPW Urban Forestry	207959	DPW BUF Budgetary	13940	SR PW Paid Time Off	10029982	PW Paid Time Off	3	PW-Paid Time Off	10002	Interdepartmental Overhead	51301Fringe	513010		201	Gross Expenditures	9995M_Z	Estimated Project Funding - Misc	BZM	BZM - Special Class Pro-rated Misc	Z	A			-	-	-	$ (2,251.00)	$ (2,900.00)	$ (649.00)	-	-	-	$ (2,363.00)	$ (2,697.00)	$ (334.00)	NO	YES	Budget Reorganization
Self Supporting	DPW	207990	DPW Operations	249642	DPW Urban Forestry	207959	DPW BUF Budgetary	13920	SR PW-Overhead	10029981	PW-Overhead	2	PW-Bureau Overhead	20681	PW BUF - Urban Forestry	50105Salary	501010		201	Gross Expenditures	9991M_Z	One Day Adjustment - Misc	BZM	Special Class Pro-rated Misc	Z	A			-	-	-	$ (336.00)	$ (511.00)	$ (175.00)	-	-	-	$ (351.00)	$ (537.00)	$ (186.00)	NO	YES	System Entry
Self Supporting	DPW	207990	DPW Operations	249642	DPW Urban Forestry	207959	DPW BUF Budgetary	13920	SR PW-Overhead	10029981	PW-Overhead	2	PW-Bureau Overhead	20681	PW BUF - Urban Forestry	50105Salary	501010		201	Gross Expenditures	9995M_Z	Estimated Project Funding - Misc	BZM	BZM - Special Class Pro-rated Misc	Z	A			-	-	-	$ (161,046.00)	$ (206,634.00)	$ (45,588.00)	-	-	-	$ (169,084.00)	$ (217,459.00)	$ (48,375.00)	NO	YES	Budget Reorganization
Self Supporting	DPW	207990	DPW Operations	249642	DPW Urban Forestry	207959	DPW BUF Budgetary	13920	SR PW-Overhead	10029981	PW-Overhead	2	PW-Bureau Overhead	20681	PW BUF - Urban Forestry	51301Fringe	513010		201	Gross Expenditures	9991M_Z	One Day Adjustment - Misc	BZM	Special Class Pro-rated Misc	Z	A			-	-	-	$ (72.00)	$ (110.00)	$ (38.00)	-	-	-	$ (69.00)	$ (105.00)	$ (36.00)	NO	YES	System Entry
Self Supporting	DPW	207990	DPW Operations	249642	DPW Urban Forestry	207959	DPW BUF Budgetary	13920	SR PW-Overhead	10029981	PW-Overhead	2	PW-Bureau Overhead	20681	PW BUF - Urban Forestry	51301Fringe	513020		201	Gross Expenditures	9995M_Z	Estimated Project Funding - Misc	BZM	BZM - Special Class Pro-rated Misc	Z	A			-	-	-	$ (34,614.00)	$ (44,669.00)	$ (9,831.00)	-	-	-	$ (32,962.00)	$ (42,393.00)	$ (9,431.00)	NO	YES	Budget Reorganization
Self Supporting	DPW	207990	DPW Operations	249642	DPW Urban Forestry	207959	DPW BUF Budgetary	13920	SR PW-Overhead	10029981	PW-Overhead	2	PW-Bureau Overhead	20681	PW BUF - Urban Forestry	51301Fringe	514010		201	Gross Expenditures	9991M_Z	One Day Adjustment - Misc	BZM	Special Class Pro-rated Misc	Z	A			-	-	-	$ (18.00)	$ (28.00)	$ (10.00)	-	-	-	$ (20.00)	$ (30.00)	$ (10.00)	NO	YES	System Entry
Self Supporting	DPW	207990	DPW Operations	249642	DPW Urban Forestry	207959	DPW BUF Budgetary	13920	SR PW-Overhead	10029981	PW-Overhead	2	PW-Bureau Overhead	20681	PW BUF - Urban Forestry	51301Fringe	514010		201	Gross Expenditures	9995M_Z	Estimated Project Funding - Misc	BZM	BZM - Special Class Pro-rated Misc	Z	A			-	-	-	$ (8,876.00)	$ (11,388.00)	$ (2,512.00)	-	-	-	$ (9,257.00)	$ (11,906.00)	$ (2,649.00)	NO	YES	Budget Reorganization
Self Supporting	DPW	207990	DPW Operations	249642	DPW Urban Forestry	207959	DPW BUF Budgetary	13920	SR PW-Overhead	10029981	PW-Overhead	2	PW-Bureau Overhead	20681	PW BUF - Urban Forestry	51301Fringe	514020		201	Gross Expenditures	9991M_Z	One Day Adjustment - Misc	BZM	Special Class Pro-rated Misc	Z	A			-	-	-	$ (5.00)	$ (8.00)	$ (3.00)	-	-	-	$ (5.00)	$ (8.00)	$ (3.00)	NO	YES	System Entry
Self Supporting	DPW	207990	DPW Operations	249642	DPW Urban Forestry	207959	DPW BUF Budgetary	13920	SR PW-Overhead	10029981	PW-Overhead	2	PW-Bureau Overhead	20681	PW BUF - Urban Forestry	51301Fringe	514020		201	Gross Expenditures	9995M_Z	Estimated Project Funding - Misc	BZM	BZM - Special Class Pro-rated Misc	Z	A			-	-	-	$ (2,335.00)	$ (2,996.00)	$ (661.00)	-	-	-	$ (2,452.00)	$ (3,153.00)	$ (701.00)	NO	YES	Budget Reorganization
Self Supporting	DPW	207990	DPW Operations	249642	DPW Urban Forestry	207959	DPW BUF Budgetary	13920	SR PW-Overhead	10029981	PW-Overhead	2	PW-Bureau Overhead	20681	PW BUF - Urban Forestry	51301Fringe	517010		201	Gross Expenditures	9991M_Z	One Day Adjustment - Misc	BZM	Special Class Pro-rated Misc	Z	A			-	-	-	$ (161.00)	$ (207.00)	$ (46.00)	-	-	-	$ (169.00)	$ (218.00)	$ (49.00)	NO	YES	System Entry
Self Supporting	DPW	207990	DPW Operations	249642	DPW Urban Forestry	207959	DPW BUF Budgetary	13920	SR PW-Overhead	10029981	PW-Overhead	2	PW-Bureau Overhead	20681	PW BUF - Urban Forestry	51301Fringe	519120		201	Gross Expenditures	9995M_Z	Estimated Project Funding - Misc	BZM	BZM - Special Class Pro-rated Misc	Z	A			-	-	-	$ (175.00)	$ (225.00)	$ (50.00)	-	-	-	$ (183.00)	$ (236.00)	$ (53.00)	NO	YES	Budget Reorganization
Self Supporting	DPW	207990	DPW Operations	249642	DPW Urban Forestry	207959	DPW BUF Budgetary	13940	SR PW Paid Time Off	10029982	PW Paid Time Off	3	PW-Paid Time Off	10002	Interdepartmental Overhead	51301Fringe	513010		201	Gross Expenditures	9991M_Z	One Day Adjustment - Misc	BZM	Special Class Pro-rated Misc	Z	A			-	-	-	$ 11,821.00	$ 13,393.00	$ 1,471.00	-	-	-	$ 11,821.00	$ 13,572.00	$ 1,751.00	NO	YES	System Entry
Self Supporting	DPW	207990	DPW Operations	249642	DPW Urban Forestry	207959	DPW BUF Budgetary	13940	SR PW Paid Time Off	10029982	PW Paid Time Off	3	PW-Paid Time Off	10002	Interdepartmental Overhead	51301Fringe	513020		201	Gross Expenditures	9995M_Z	Estimated Project Funding - Misc	BZM	BZM - Special Class Pro-rated Misc	Z	A			-	-	-	$ 3,073,435.00	$ 3,455,993.00	$ 382,558.00	-	-	-	$ 3,073,435.00	$ 3,528,769.00	$ 455,334.00	NO	YES	Budget Reorganization
Self Supporting	DPW	207990	DPW Operations	249642	DPW Urban Forestry	207959	DPW BUF Budgetary	13940	SR PW Paid Time Off	10029982	PW Paid Time Off	3	PW-Paid Time Off	10002	Interdepartmental Overhead	51301Fringe	517010		201	Gross Expenditures	9991M_Z	One Day Adjustment - Misc	BZM	Special Class Pro-rated Misc	Z	A			-	-	-	$ 12.00	$ 13.00	$ 1.00	-	-	-	$ 12.00	$ 14.00	$ 2.00	NO	YES	System Entry
Self Supporting	DPW	207990	DPW Operations	249642	DPW Urban Forestry	207959	DPW BUF Budgetary	13940	SR PW Paid Time Off	10029982	PW Paid Time Off	3	PW-Paid Time Off	10002	Interdepartmental Overhead	51301Fringe	517010		201	Gross Expenditures	9995M_Z	Estimated Project Funding - Misc	BZM	BZM - Special Class Pro-rated Misc	Z	A			-	-	-	$ 3,071.00	$ 3,455.00	$ 383.00	-	-	-	$ 3,071.00	$ 3,528.00	$ 457.00	NO	YES	Budget Reorganization
Self Supporting	DPW	207990	DPW Operations	249642	DPW Urban Forestry	207959	DPW BUF Budgetary	13940	SR PW Paid Time Off	10029982	PW Paid Time Off	3	PW-Paid Time Off	10002	Interdepartmental Overhead	51301Fringe	519120		201	Gross Expenditures	9991M_Z	One Day Adjustment - Misc	BZM	Special Class Pro-rated Misc	Z	A			-	-	-	$ 46.00	$ 52.00	$ 6.00	-	-	-	$ 46.00	$ 53.00	$ 7.00	NO	YES	System Entry
Self Supporting	DPW	207990	DPW Operations	249642	DPW Urban Forestry	207959	DPW BUF Budgetary	13940	SR PW Paid Time Off	10029982	PW Paid Time Off	3	PW-Paid Time Off	10002	Interdepartmental Overhead	51301Fringe	519120		201	Gross Expenditures	9995M_Z	Estimated Project Funding - Misc	BZM	BZM - Special Class Pro-rated Misc	Z	A			-	-	-	$ 12,017.00	$ 13,513.00	$ 1,496.00	-	-	-	$ 12,017.00	$ 13,797.00	$ 1,780.00	NO	YES	Budget Reorganization
Self Supporting	DPW	207990	DPW Operations	249642	DPW Urban Forestry	207959	DPW BUF Budgetary	13985	SR 2016 Prop E StreetTreeMaint	10034422	FW Operating	1	FW Operating	20681	PW BUF - Urban Forestry	50105Salary	501010		201	Gross Expenditures	9991M_Z	One Day Adjustment - Misc	BZM	Special Class Pro-rated Misc	Z	A			-	-	-	$ (4,237.00)	$ (5,258.00)	$ (1,031.00)	-	-	-	$ (4,438.00)	$ (5,534.00)	$ (1,096.00)	NO	YES	System Entry
Self Supporting	DPW	207990	DPW Operations	249642	DPW Urban Forestry	207959	DPW BUF Budgetary	13985	SR 2016 Prop E StreetTreeMaint	10034422	FW Operating	1	FW Operating	20681	PW BUF - Urban Forestry	50105Salary	501010		201	Gross Expenditures	9995M_Z	Estimated Project Funding - Misc	BZM	BZM - Special Class Pro-rated Misc	Z	A			-	-	-	$ (925,941.00)	$ (1,194,041.00)	$ (268,080.00)	-	-	-	$ (972,178.00)	$ (1,257,181.00)	$ (285,003.00)	NO	YES	Budget Reorganization
Self Supporting	DPW	207990	DPW Operations	249642	DPW Urban Forestry	207959	DPW BUF Budgetary	13985	SR 2016 Prop E StreetTreeMaint	10034422	FW Operating	1	FW Operating	20681	PW BUF - Urban Forestry	51301Fringe	513010		201	Gross Expenditures	9991M_Z	One Day Adjustment - Misc	BZM	Special Class Pro-rated Misc	Z	A			-	-	-	$ (935.00)	$ (1,163.00)	$ (228.00)	-	-	-	$ (888.00)	$ (1,107.00)	$ (219.00)	NO	YES	System Entry
Self Supporting	DPW	207990	DPW Operations	249642	DPW Urban Forestry	207959	DPW BUF Budgetary	13985	SR 2016 Prop E StreetTreeMaint	10034422	FW Operating	1	FW Operating	20681	PW BUF - Urban Forestry	51301Fringe	513020		201	Gross Expenditures	9995M_Z	Estimated Project Funding - Misc	BZM	BZM - Special Class Pro-rated Misc	Z	A			-	-	-	$ (204,998.00)	$ (264,346.00)	$ (59,350.00)	-	-	-	$ (194,591.00)	$ (251,637.00)	$ (57,046.00)	NO	YES	Budget Reorganization
Self Supporting	DPW	207990	DPW Operations	249642	DPW Urban Forestry	207959	DPW BUF Budgetary	13985	SR 2016 Prop E StreetTreeMaint	10034422	FW Operating	1	FW Operating	20681	PW BUF - Urban Forestry	51301Fringe	514010		201	Gross Expenditures	9991M_Z	One Day Adjustment - Misc	BZM	Special Class Pro-rated Misc	Z	A			-	-	-	$ (258.00)	$ (322.00)	$ (63.00)	-	-	-	$ (272.00)	$ (339.00)	$ (67.00)	NO	YES	System Entry
Self Supporting	DPW	207990	DPW Operations	249642	DPW Urban Forestry	207959	DPW BUF Budgetary	13985	SR 2016 Prop E StreetTreeMaint	10034422	FW Operating	1	FW Operating	20681	PW BUF - Urban Forestry	51301Fringe	514020		201	Gross Expenditures	9995M_Z	Estimated Project Funding - Misc	BZM	BZM - Special Class Pro-rated Misc	Z	A			-	-	-	$ (56,778.00)	$ (73,216.00)	$ (16,438.00)	-	-	-	$ (59,555.00)	$ (77,014.00)	$ (17,459.00)	NO	YES	Budget Reorganization
Self Supporting	DPW	207990	DPW Operations	249642	DPW Urban Forestry	207959	DPW BUF Budgetary	13985	SR 2016 Prop E StreetTreeMaint	10034422	FW Operating	1	FW Operating	20681	PW BUF - Urban Forestry	51301Fringe	514020		201	Gross Expenditures	9991M_Z	One Day Adjustment - Misc	BZM	Special Class Pro-rated Misc	Z	A			-	-	-	$ (62.00)	$ (77.00)	$ (15.00)	-	-	-	$ (64.00)	$ (80.00)	$ (16.00)	NO	YES	System Entry
Self Supporting	DPW	207990	DPW Operations	249642	DPW Urban Forestry	207959	DPW BUF Budgetary	13985	SR 2016 Prop E StreetTreeMaint	10034422	FW Operating	1	FW Operating	20681	PW BUF - Urban Forestry	51301Fringe	514020		201	Gross Expenditures	9995M_Z	Estimated Project Funding - Misc	BZM	BZM - Special Class Pro-rated Misc	Z	A			-	-	-	$ (13,426.00)	$ (17,313.00)	$ (3,887.00)	-

GFS Type	Dept	Dept Division	Division Description	Dept Section	Section Description	Department ID	Department Description	Fund ID	Fund Title	Project ID	Project Title	Activity ID	Activity Title	Authority ID	Authority Title	Account Lvl 5 Name	Account ID	Agency Use ID	AAO	AAO Title	Class	Job Class Title	Emp Org Code	Emp Org Title	Ret	Status	Action	Ref No.	Start Dept FTE	End Dept FTE	Var Dept FTE	Start Dept Amt	End Dept Amt	Var Dept Amt	Start BY+1 Dept FTE	End BY+1 Dept FTE	Var BY+1 Dept FTE	Start BY+1 Dept Amt	End BY+1 Dept Amt	Var BY+1 Dept Amt	FTE Changes Submitted?	Amount Changes Submitted?	Explanation of FTE and/or Amount Change
Self Supporting	DPW	229889	DPW Administration	207728	DPW Director's Office	207729	DPW DO Director	13920	SR Pkl-Overhead	10029981	Pkl-Overhead	1	Pkl-Dept Overhead	20677	PW GEN - General Admin	51300Fringe	514010		451	Gross Expenditures	9991M_Z	One Day Adjustment - Misc	62M	Special Class Pro-rated Misc	C	A	R	1124936	-	-	-	$ -	$ 24.00	$ 24.00	-	-	-	$ -	$ 25.00	$ 25.00	NO	YES	System Entry
Self Supporting	DPW	229889	DPW Administration	207728	DPW Director's Office	207729	DPW DO Director	13920	SR Pkl-Overhead	10029981	Pkl-Overhead	1	Pkl-Dept Overhead	20677	PW GEN - General Admin	51300Fringe	514010		451	Gross Expenditures	9991M_Z	One Day Adjustment - Misc	62M	Special Class Pro-rated Misc	C	A	R	1144910	-	-	-	$ -	$ (20.00)	$ (20.00)	-	-	-	$ -	$ (20.00)	$ (20.00)	NO	YES	System Entry
Self Supporting	DPW	229889	DPW Administration	207728	DPW Director's Office	207729	DPW DO Director	13920	SR Pkl-Overhead	10029981	Pkl-Overhead	1	Pkl-Dept Overhead	20677	PW GEN - General Admin	51300Fringe	514010		451	Gross Expenditures	9991M_Z	One Day Adjustment - Misc	62M	Special Class Pro-rated Misc	Z	A			-	-	-	$ (127.00)	$ (143.00)	$ (16.00)	-	-	-	$ -	$ (132.00)	$ (149.00)	$ (17.00)	NO	YES	System Entry
Self Supporting	DPW	229889	DPW Administration	207728	DPW Director's Office	207729	DPW DO Director	13920	SR Pkl-Overhead	10029981	Pkl-Overhead	1	Pkl-Dept Overhead	20677	PW GEN - General Admin	51300Fringe	514010		451	Gross Expenditures	9969M_Z	Estimated Project Funding - Misc	62M	BZM - Special Class Pro-rated Misc	Z	A			-	-	-	$ (21,985.00)	$ (26,051.00)	$ (4,066.00)	-	-	-	$ -	$ (22,961.00)	$ (27,275.00)	$ (4,314.00)	NO	YES	Budget Reorganization
Self Supporting	DPW	229889	DPW Administration	207728	DPW Director's Office	207729	DPW DO Director	13920	SR Pkl-Overhead	10029981	Pkl-Overhead	1	Pkl-Dept Overhead	20677	PW GEN - General Admin	51300Fringe	514020		451	Gross Expenditures	1820_C	Junior Administrative Analyst	790	790 - LOCAL 790, SEIU	C	A	R	1144910	-	-	-	$ -	$ (1,184.00)	$ (1,184.00)	-	-	-	$ -	$ (1,243.00)	$ (1,243.00)	NO	YES	Position reassigned to reflect organization structure and funding source
Self Supporting	DPW	229889	DPW Administration	207728	DPW Director's Office	207729	DPW DO Director	13920	SR Pkl-Overhead	10029981	Pkl-Overhead	1	Pkl-Dept Overhead	20677	PW GEN - General Admin	51300Fringe	514020		451	Gross Expenditures	1842_C	Management Assistant	790	790 - LOCAL 790, SEIU	C	A	R	1124936	-	-	-	$ -	$ 1,453.00	$ 1,453.00	-	-	-	$ -	$ 1,525.00	$ 1,525.00	NO	YES	Position reassigned to reflect organization structure and funding source
Self Supporting	DPW	229889	DPW Administration	207728	DPW Director's Office	207729	DPW DO Director	13920	SR Pkl-Overhead	10029981	Pkl-Overhead	1	Pkl-Dept Overhead	20677	PW GEN - General Admin	51300Fringe	514020		451	Gross Expenditures	9991M_Z	One Day Adjustment - Misc	62M	Special Class Pro-rated Misc	C	A	R	1124936	-	-	-	$ -	$ 6.00	$ 6.00	-	-	-	$ -	$ 6.00	$ 6.00	NO	YES	System Entry
Self Supporting	DPW	229889	DPW Administration	207728	DPW Director's Office	207729	DPW DO Director	13920	SR Pkl-Overhead	10029981	Pkl-Overhead	1	Pkl-Dept Overhead	20677	PW GEN - General Admin	51300Fringe	514020		451	Gross Expenditures	9991M_Z	One Day Adjustment - Misc	62M	Special Class Pro-rated Misc	C	A	R	1144910	-	-	-	$ -	$ (5.00)	$ (5.00)	-	-	-	$ -	$ (5.00)	$ (5.00)	NO	YES	System Entry
Self Supporting	DPW	229889	DPW Administration	207728	DPW Director's Office	207729	DPW DO Director	13920	SR Pkl-Overhead	10029981	Pkl-Overhead	1	Pkl-Dept Overhead	20677	PW GEN - General Admin	51300Fringe	514020		451	Gross Expenditures	9991M_Z	One Day Adjustment - Misc	62M	Special Class Pro-rated Misc	Z	A			-	-	-	$ (31.00)	$ (37.00)	$ (4.00)	-	-	-	$ -	$ (35.00)	$ (39.00)	$ (4.00)	NO	YES	System Entry
Self Supporting	DPW	229889	DPW Administration	207728	DPW Director's Office	207729	DPW DO Director	13920	SR Pkl-Overhead	10029981	Pkl-Overhead	1	Pkl-Dept Overhead	20677	PW GEN - General Admin	51300Fringe	514020		451	Gross Expenditures	9969M_Z	Estimated Project Funding - Misc	62M	BZM - Special Class Pro-rated Misc	Z	A			-	-	-	$ (5,675.00)	$ (6,725.00)	$ (1,050.00)	-	-	-	$ -	$ (5,958.00)	$ (7,078.00)	$ (1,120.00)	NO	YES	Budget Reorganization
Self Supporting	DPW	229889	DPW Administration	207728	DPW Director's Office	207729	DPW DO Director	13920	SR Pkl-Overhead	10029981	Pkl-Overhead	1	Pkl-Dept Overhead	20677	PW GEN - General Admin	51300Fringe	515010		451	Gross Expenditures	1820_C	Junior Administrative Analyst	790	790 - LOCAL 790, SEIU	C	A	R	1144910	-	-	-	$ -	$ (4,966.00)	$ (4,966.00)	-	-	-	$ -	$ (5,264.00)	$ (5,264.00)	NO	YES	Position reassigned to reflect organization structure and funding source
Self Supporting	DPW	229889	DPW Administration	207728	DPW Director's Office	207729	DPW DO Director	13920	SR Pkl-Overhead	10029981	Pkl-Overhead	1	Pkl-Dept Overhead	20677	PW GEN - General Admin	51300Fringe	515010		451	Gross Expenditures	1842_C	Management Assistant	790	790 - LOCAL 790, SEIU	C	A	R	1124936	-	-	-	$ -	$ 4,966.00	$ 4,966.00	-	-	-	$ -	$ 5,264.00	$ 5,264.00	NO	YES	Position reassigned to reflect organization structure and funding source
Self Supporting	DPW	229889	DPW Administration	207728	DPW Director's Office	207729	DPW DO Director	13920	SR Pkl-Overhead	10029981	Pkl-Overhead	1	Pkl-Dept Overhead	20677	PW GEN - General Admin	51300Fringe	515710		451	Gross Expenditures	1820_C	Junior Administrative Analyst	790	790 - LOCAL 790, SEIU	C	A	R	1144910	-	-	-	$ -	$ (9,673.00)	$ (9,673.00)	-	-	-	$ -	$ (10,253.00)	$ (10,253.00)	NO	YES	Position reassigned to reflect organization structure and funding source
Self Supporting	DPW	229889	DPW Administration	207728	DPW Director's Office	207729	DPW DO Director	13920	SR Pkl-Overhead	10029981	Pkl-Overhead	1	Pkl-Dept Overhead	20677	PW GEN - General Admin	51300Fringe	515710		451	Gross Expenditures	1842_C	Management Assistant	790	790 - LOCAL 790, SEIU	C	A	R	1124936	-	-	-	$ -	$ 9,673.00	$ 9,673.00	-	-	-	$ -	$ 10,253.00	$ 10,253.00	NO	YES	Position reassigned to reflect organization structure and funding source
Self Supporting	DPW	229889	DPW Administration	207728	DPW Director's Office	207729	DPW DO Director	13920	SR Pkl-Overhead	10029981	Pkl-Overhead	1	Pkl-Dept Overhead	20677	PW GEN - General Admin	51300Fringe	516010		451	Gross Expenditures	1820_C	Junior Administrative Analyst	790	790 - LOCAL 790, SEIU	C	A	R	1144910	-	-	-	$ -	$ (1,161.00)	$ (1,161.00)	-	-	-	$ -	$ (1,207.00)	$ (1,207.00)	NO	YES	Position reassigned to reflect organization structure and funding source
Self Supporting	DPW	229889	DPW Administration	207728	DPW Director's Office	207729	DPW DO Director	13920	SR Pkl-Overhead	10029981	Pkl-Overhead	1	Pkl-Dept Overhead	20677	PW GEN - General Admin	51300Fringe	516010		451	Gross Expenditures	1842_C	Management Assistant	790	790 - LOCAL 790, SEIU	C	A	R	1124936	-	-	-	$ -	$ 1,161.00	$ 1,161.00	-	-	-	$ -	$ 1,207.00	$ 1,207.00	NO	YES	Position reassigned to reflect organization structure and funding source
Self Supporting	DPW	229889	DPW Administration	207728	DPW Director's Office	207729	DPW DO Director	13920	SR Pkl-Overhead	10029981	Pkl-Overhead	1	Pkl-Dept Overhead	20677	PW GEN - General Admin	51300Fringe	517010		451	Gross Expenditures	1820_C	Junior Administrative Analyst	790	790 - LOCAL 790, SEIU	C	A	R	1144910	-	-	-	$ -	$ (82.00)	$ (82.00)	-	-	-	$ -	$ (86.00)	$ (86.00)	NO	YES	Position reassigned to reflect organization structure and funding source
Self Supporting	DPW	229889	DPW Administration	207728	DPW Director's Office	207729	DPW DO Director	13920	SR Pkl-Overhead	10029981	Pkl-Overhead	1	Pkl-Dept Overhead	20677	PW GEN - General Admin	51300Fringe	517010		451	Gross Expenditures	1842_C	Management Assistant	790	790 - LOCAL 790, SEIU	C	A	R	1124936	-	-	-	$ -	$ 99.00	$ 99.00	-	-	-	$ -	$ 104.00	$ 104.00	NO	YES	Position reassigned to reflect organization structure and funding source
Self Supporting	DPW	229889	DPW Administration	207728	DPW Director's Office	207729	DPW DO Director	13920	SR Pkl-Overhead	10029981	Pkl-Overhead	1	Pkl-Dept Overhead	20677	PW GEN - General Admin	51300Fringe	517010		451	Gross Expenditures	9969M_Z	Estimated Project Funding - Misc	62M	BZM - Special Class Pro-rated Misc	Z	A			-	-	-	$ (391.00)	$ (464.00)	$ (73.00)	-	-	-	$ -	$ (410.00)	$ (487.00)	$ (77.00)	NO	YES	Budget Reorganization
Self Supporting	DPW	229889	DPW Administration	207728	DPW Director's Office	207729	DPW DO Director	13920	SR Pkl-Overhead	10029981	Pkl-Overhead	1	Pkl-Dept Overhead	20677	PW GEN - General Admin	51300Fringe	519120		451	Gross Expenditures	1820_C	Junior Administrative Analyst	790	790 - LOCAL 790, SEIU	C	A	R	1144910	-	-	-	$ -	$ (320.00)	$ (320.00)	-	-	-	$ -	$ (336.00)	$ (336.00)	NO	YES	Position reassigned to reflect organization structure and funding source
Self Supporting	DPW	229889	DPW Administration	207728	DPW Director's Office	207729	DPW DO Director	13920	SR Pkl-Overhead	10029981	Pkl-Overhead	1	Pkl-Dept Overhead	20677	PW GEN - General Admin	51300Fringe	519120		451	Gross Expenditures	1842_C	Management Assistant	790	790 - LOCAL 790, SEIU	C	A	R	1124936	-	-	-	$ -	$ 386.00	$ 386.00	-	-	-	$ -	$ 405.00	$ 405.00	NO	YES	Position reassigned to reflect organization structure and funding source
Self Supporting	DPW	229889	DPW Administration	207728	DPW Director's Office	207729	DPW DO Director	13920	SR Pkl-Overhead	10029981	Pkl-Overhead	1	Pkl-Dept Overhead	20677	PW GEN - General Admin	51300Fringe	519120		451	Gross Expenditures	9991M_Z	One Day Adjustment - Misc	62M	Special Class Pro-rated Misc	C	A	R	1124936	-	-	-	$ -	$ 2.00	$ 2.00	-	-	-	$ -	$ 2.00	$ 2.00	NO	YES	System Entry
Self Supporting	DPW	229889	DPW Administration	207728	DPW Director's Office	207729	DPW DO Director	13920	SR Pkl-Overhead	10029981	Pkl-Overhead	1	Pkl-Dept Overhead	20677	PW GEN - General Admin	51300Fringe	519120		451	Gross Expenditures	9991M_Z	One Day Adjustment - Misc	62M	Special Class Pro-rated Misc	C	A	R	1144910	-	-	-	$ -	$ (1.00)	$ (1.00)	-	-	-	$ -	$ (1.00)	$ (1.00)	NO	YES	System Entry
Self Supporting	DPW	229889	DPW Administration	207728	DPW Director's Office	207729	DPW DO Director	13920	SR Pkl-Overhead	10029981	Pkl-Overhead	1	Pkl-Dept Overhead	20677	PW GEN - General Admin	51300Fringe	519120		451	Gross Expenditures	9991M_Z	One Day Adjustment - Misc	62M	Special Class Pro-rated Misc	Z	A			-	-	-	$ (4.00)	$ (5.00)	$ (1.00)	-	-	-	$ -	$ (4.00)	$ (5.00)	$ (1.00)	NO	YES	System Entry
Self Supporting	DPW	229889	DPW Administration	207728	DPW Director's Office	207729	DPW DO Director	13920	SR Pkl-Overhead	10029981	Pkl-Overhead	1	Pkl-Dept Overhead	20677	PW GEN - General Admin	51300Fringe	519120		451	Gross Expenditures	9969M_Z	Estimated Project Funding - Misc	62M	BZM - Special Class Pro-rated Misc	Z	A			-	-	-	$ (736.00)	$ (872.00)	$ (136.00)	-	-	-	$ -	$ (773.00)	$ (918.00)	$ (145.00)	NO	YES	Budget Reorganization
Self Supporting	DPW	229889	DPW Administration	229881	DPW Dpty Director Fin & Admin	212616	DPW OFFMA Deputy	13920	SR Pkl-Overhead	10029981	Pkl-Overhead	1	Pkl-Dept Overhead	20677	PW GEN - General Admin	50105Salary	501010		451	Gross Expenditures	1250_C	Recruiter	22	022 - SFAPP, LOCAL 21	C	A	S	1131318	-	(1.00)	(1.00)	$ -	$ -	$ -	-	-	-	$ -	$ -	$ -	YES	YES	Position substituted to reflect new needs
Self Supporting	DPW	229889	DPW Administration	229881	DPW Dpty Director Fin & Admin	212616	DPW OFFMA Deputy	13920	SR Pkl-Overhead	10029981	Pkl-Overhead	1	Pkl-Dept Overhead	20677	PW GEN - General Admin	50105Salary	501010		451	Gross Expenditures	1824_C	Principal Administrative Analyst	21	021 - LOCAL 21, PROFESSIONAL AND TECHNICAL ENG	C	A	S	1131318	-	1.00	1.00	$ -	$ -	$ -	-	-	-	$ -	$ -	$ -	YES	YES	Position substituted to reflect new needs
Self Supporting	DPW	229889	DPW Administration	229881	DPW Dpty Director Fin & Admin	212616	DPW OFFMA Deputy	13920	SR Pkl-Overhead	10029981	Pkl-Overhead	1	Pkl-Dept Overhead	20677	PW GEN - General Admin	51300Fringe	513010		451	Gross Expenditures	9991M_Z	One Day Adjustment - Misc	62M	Special Class Pro-rated Misc	C	A	S	1131318	-	-	-	$ -	$ 55.00	$ 55.00	-	-	-	$ -	$ 57.00	$ 57.00	NO	YES	System Entry
Self Supporting	DPW	229889	DPW Administration	229881	DPW Dpty Director Fin & Admin	212616	DPW OFFMA Deputy	13920	SR Pkl-Overhead	10029981	Pkl-Overhead	1	Pkl-Dept Overhead	20677	PW GEN - General Admin	50105Salary	501010		451	Gross Expenditures	9991M_Z	One Day Adjustment - Misc	62M	Special Class Pro-rated Misc	C	A	S	1131318	-	-	-	$ -	$ (8,616.00)	$ (10,424.00)	$ (808.00)	-	-	$ -	$ (8,954.00)	$ (10,834.00)	$ (860.00)	NO	YES	System Entry
Self Supporting	DPW	229889	DPW Administration	229881	DPW Dpty Director Fin & Admin	212616	DPW OFFMA Deputy	13920	SR Pkl-Overhead	10029981	Pkl-Overhead	1	Pkl-Dept Overhead	20677	PW GEN - General Admin	50105Salary	501010		451	Gross Expenditures	9969M_Z	Estimated Project Funding - Misc	62M	BZM - Special Class Pro-rated Misc	Z	A			-	-	-	$ (1,094,534.00)	$ (1,304,712.00)	$ (210,198.00)	-	-	-	$ -	$ (1,149,166.00)	$ (1,372,917.00)	$ (223,751.00)	NO	YES	Budget Reorganization
Self Supporting	DPW	229889	DPW Administration	229881	DPW Dpty Director Fin & Admin	212616	DPW OFFMA Deputy	13920	SR Pkl-Overhead	10029981	Pkl-Overhead	1	Pkl-Dept Overhead	20677	PW GEN - General Admin	51300Fringe	513010		451	Gross Expenditures	1250_C	Recruiter	22	022 - SFAPP, LOCAL 21	C	A	S	1131318	-	-	-	$ -	$ -	$ (28,022.00)	$ (28,022.00)	-	-	-	$ -	$ -	$ (28,504.00)	$ (28,504.00)	NO	YES	Position substituted to reflect new needs
Self Supporting	DPW	229889	DPW Administration	229881	DPW Dpty Director Fin & Admin	212616	DPW OFFMA Deputy	13920	SR Pkl-Overhead	10029981	Pkl-Overhead	1	Pkl-Dept Overhead	20677	PW GEN - General Admin	51300Fringe	513010		451	Gross Expenditures	1824_C	Principal Administrative Analyst	21	021 - LOCAL 21, PROFESSIONAL AND TECHNICAL ENG	C	A	S	1131318	-	-	-	$ -	$ -	$ 31,041.00	$ 31,041.00	-	-	-	$ -	$ -	$ 29,361.00	$ 29,361.00	NO	YES	Position substituted to reflect new needs
Self Supporting	DPW	229889	DPW Administration	229881	DPW Dpty Director Fin & Admin	212616	DPW OFFMA Deputy	13920	SR Pkl-Overhead	10029981	Pkl-Overhead	1	Pkl-Dept Overhead	20677	PW GEN - General Admin	51300Fringe	513010		451	Gross Expenditures	9991M_Z	One Day Adjustment - Misc	62M	Special Class Pro-rated Misc	C	A	S	1131318	-	-	-	$ -	$ 12.00	$ 12.00	-	-	-	$ -	$ 11.00	$ 11.00	NO	YES	System Entry
Self Supporting	DPW	229889	DPW Administration	229881	DPW Dpty Director Fin & Admin	212616	DPW OFFMA Deputy	13920	SR Pkl-Overhead	10029981	Pkl-Overhead	1	Pkl-Dept Overhead	20677	PW GEN - General Admin	51300Fringe	513010		451	Gross Expenditures	9991M_Z	One Day Adjustment - Misc	62M	Special Class Pro-rated Misc	Z	A			-	-	-	$ (2,078.00)	$ (2,253.00)	$ (175.00)	-	-	-	$ -	$ (1,966.00)	$ (2,134.00)	$ (168.00)	NO	YES	System Entry
Self Supporting	DPW	229889	DPW Administration	229881	DPW Dpty Director Fin & Admin	212616	DPW OFFMA Deputy	13920	SR Pkl-Overhead	10029981	Pkl-Overhead	1	Pkl-Dept Overhead	20677	PW GEN - General Admin	51300Fringe	513010		451	Gross Expenditures	9969M_Z	Estimated Project Funding - Misc	62M	BZM - Special Class Pro-rated Misc	Z	A			-	-	-	$ (236,460.00)	$ (281,870.00)	$ (45,410.00)	-	-	-	$ -	$ (223,869.00)	$ (267,457.00)	$ (43,588.00)	NO	YES	Budget Reorganization
Self Supporting	DPW	229889	DPW Administration	229881	DPW Dpty Director Fin & Admin	212616	DPW OFFMA Deputy	13920	SR Pkl-Overhead	10029981	Pkl-Overhead	1	Pkl-Dept Overhead	20677	PW GEN - General Admin	51300Fringe	514010		451	Gross Expenditures	1250_C	Recruiter	22	022 - SFAPP, LOCAL 21	C	A	S	1131318	-	-	-	$ -	$ -	$ (8,110.00)	$ (8,110.00)	-	-	-	$ -	$ -	$ (8,515.00)	$ (8,515.00)	NO	YES	Position substituted to reflect new needs
Self Supporting	DPW	229889	DPW Administration	229881	DPW Dpty Director Fin & Admin	212616	DPW OFFMA Deputy	13920	SR Pkl-Overhead	10029981	Pkl-Overhead	1	Pkl-Dept Overhead	20677	PW GEN - General Admin	51300Fringe	514010		451	Gross Expenditures	1824_C	Principal Administrative Analyst	21	021 - LOCAL 21, PROFESSIONAL AND TECHNICAL ENG	C	A	S	1131318	-	-	-	$ -	$ -	$ 8,983.00	$ 8,983.00	-	-	-	$ -	$ -	$ 9,316.00	$ 9,316.00	NO	YES	Position substituted to reflect new needs
Self Supporting	DPW	229889	DPW Administration	229881	DPW Dpty Director Fin & Admin	212616	DPW OFFMA Deputy	13920	SR Pkl-Overhead	10029981	Pkl-Overhead	1	Pkl-Dept Overhead	20677	PW GEN - General Admin	51300Fringe	514010		451	Gross Expenditures	9991M_Z	One Day Adjustment - Misc	62M	Special Class Pro-rated Misc	C	A	S	1131318	-	-	-	$ -	$ 3.00	$ 3.00	-	-	-	$ -	$ 3.00	$ 3.00	NO	YES	System Entry
Self Supporting	DPW	229889	DPW Administration	229881	DPW Dpty Director Fin & Admin	212616	DPW OFFMA Deputy	13920	SR Pkl-Overhead	10029981	Pkl-Overhead	1	Pkl-Dept Overhead	20677	PW GEN - General Admin	51300Fringe	514010		451	Gross Expenditures	9991M_Z	One Day Adjustment - Misc	62M	Special Class Pro-rated Misc	Z	A			-	-	-	$ (548.00)	$ (583.00)	$ (45.00)	-	-	-	$ -	$ (562.00)	$ (610.00)	$ (48.00)	NO	YES	System Entry
Self Supporting	DPW	229889	DPW Administration	229881	DPW Dpty Director Fin & Admin	212616	DPW OFFMA Deputy	13920	SR Pkl-Overhead	10029981	Pkl-Overhead	1	Pkl-Dept Overhead	20677	PW GEN - General Admin	51300Fringe	514010		451	Gross Expenditures	9969M_Z	Estimated Project Funding - Misc	62M	BZM - Special Class Pro-rated Misc	Z	A			-	-	-	$ (61,226.00)	$ (72,984.00)	$ (11,758.00)	-	-	-	$ -	$ (63,883.00)	$ (76,121.00)	$ (12,238.00)	NO	YES	Budget Reorganization
Self Supporting	DPW	229889	DPW Administration	229881	DPW Dpty Director Fin & Admin	212616	DPW OFFMA Deputy	13920	SR Pkl-Overhead	10029981	Pkl-Overhead	1	Pkl-Dept Overhead	20677	PW GEN - General Admin	51300Fringe	514020		451	Gross Expenditures	1250_C	Recruiter	22	022 - SFAPP, LOCAL 21	C	A	S	1131318	-	-	-	$ -	$ -	$ (1,897.00)	$ (1,897.00)	-	-	-	$ -	$ -	$ (1,991.00)	$ (1,991.00)	NO	YES	Position substituted to reflect new needs
Self Supporting	DPW	229889	DPW Administration	229881	DPW Dpty Director Fin & Admin	212616	DPW OFFMA Deputy	13920	SR Pkl-Overhead	10029981	Pkl-Overhead	1	Pkl-Dept Overhead	20677	PW GEN - General Admin	51300Fringe	514020		451	Gross Expenditures	1824_C	Principal Administrative Analyst	21	021 - LOCAL 21, PROFESSIONAL AND TECHNICAL ENG	C	A	S	1131318	-	-	-	$ -	$ -	$ 2,101.00	$ 2,101.00	-	-	-	$ -	$ -	$ 2,207.00	$ 2,207.00	NO	YES	Position substituted to reflect new needs
Self Supporting	DPW	229889	DPW Administration	229881	DPW Dpty Director Fin & Admin	212616	DPW OFFMA Deputy	13920	SR Pkl-Overhead	10029981	Pkl-Overhead	1	Pkl-Dept Overhead	20677	PW GEN - General Admin	51300Fringe	514020		451	Gross Expenditures	9991M_Z	One Day Adjustment - Misc	62M	Special Class Pro-rated Misc	C	A	S	1131318	-	-	-	$ -	$ 1.00	$ 1.00	-	-	-	$ -	$ -	$ -	NO	YES	System Entry
Self Supporting	DPW	229889	DPW Administration	229881	DPW Dpty Director Fin & Admin	212616	DPW OFFMA Deputy	13920	SR Pkl-Overhead	10029981	Pkl-Overhead	1	Pkl-Dept Overhead	20677	PW GEN - General Admin	51300Fringe	514020		451	Gross Expenditures	9991M_Z	One Day Adjustment - Misc	62M	Special Class Pro-rated Misc	Z	A			-	-	-	$ (139.00)	$ (151.00)	$ (12.00)	-	-	-	$ -	$ (146.00)	$ (158.00)	$ (12.00)	NO	YES	System Entry
Self Supporting	DPW	229889	DPW Administration	229881	DPW Dpty Director Fin & Admin	212616	DPW OFFMA Deputy	13920	SR Pkl-Overhead	10029981	Pkl-Overhead	1	Pkl-Dept Overhead	20677	PW GEN - General Admin	51300Fringe	514020		451	Gross Expenditures	9969M_Z	Estimated Project Funding - Misc	62M	BZM - Special Class Pro-rated Misc	Z	A			-	-	-	$ (15,871.00)	$ (18,919.00)	$ (3,048.00)	-	-	-	$ -	$ (14,663.00)	$ (19,908.00)	$ (5,245.00)	NO	YES	Budget Reorganization
Self Supporting	DPW	229889	DPW Administration	229881	DPW Dpty Director Fin & Admin	212616	DPW OFFMA Deputy	13920	SR Pkl-Overhead	10029981	Pkl-Overhead	1	Pkl-Dept Overhead	20677	PW GEN - General Admin	51300Fringe	515010		451	Gross Expenditures	1250_C	Recruiter	22	022 - SFAPP, LOCAL 21	C	A	S	1131318	-	-	-	$ -	$ -	$ (4,614.00)	$ (4,614.00)	-	-	-	$ -	$ -	$ (4,891.00)	$ (4,891.00)	NO	YES	Position substituted to reflect new needs
Self Supporting	DPW	229889	DPW Administration	229881	DPW Dpty Director Fin & Admin	212616	DPW OFFMA Deputy	13920	SR Pkl-Overhead	10029981	Pkl-Overhead	1	Pkl-Dept Overhead	20677	PW GEN - General Admin	51300Fringe	515010		451	Gross Expenditures	1824_C	Principal Administrative Analyst	21	021 - LOCAL 21, PROFESSIONAL AND TECHNICAL ENG	C	A	S	1131318	-	-	-	$ -	$ -	$ 3,952.00	$ 3,952.00	-	-	-	$ -	$ -	$ 4,189.00	$ 4,189.00	NO	YES	Position substituted to reflect new needs
Self Supporting	DPW	229889	DPW Administration	229881	DPW Dpty Director Fin & Admin	212616	DPW OFFMA Deputy	13920	SR Pkl-Overhead	10029981	Pkl-Overhead	1	Pkl-Dept Overhead	20677	PW GEN - General Admin	51300Fringe	515710		451	Gross Expenditures	1250_C	Recruiter	22	022 - SFAPP, LOCAL 21	C	A	S	1131318	-	-	-	$ -	$ -	$ (9,698.00)	$ (9,698.00)	-	-	-	$ -	$ -	$ (10,279.00)	$ (10,279.00)	NO	YES	Position substituted to reflect new needs
Self Supporting	DPW	229889	DPW Administration	229881	DPW Dpty Director Fin & Admin	212616	DPW OFFMA Deputy	13920	SR Pkl-Overhead	10029981	Pkl-Overhead	1	Pkl-Dept Overhead	20677	PW GEN - General Admin	51300Fringe	515710		451	Gross Expenditures	1824_C	Principal Administrative Analyst	21	021 - LOCAL 21, PROFESSIONAL AND TECHNICAL ENG	C	A	S	1131318	-	-	-	$ -	$ -	$ 11,307.00	$ 11,307.00	-	-	-	$ -	$ -	$ 11,985.00	$ 11,985.00	NO	YES	Position substituted to reflect new needs
Self Supporting	DPW	229889	DPW Administration	229881	DPW Dpty Director Fin & Admin	212616	DPW OFFMA Deputy	13920	SR Pkl-Overhead	10029981	Pkl-Overhead	1	Pkl-Dept Overhead	20677	PW GEN - General Admin	51300Fringe	516010		451	Gross Expenditures	1250_C	Recruiter	22	022 - SFAPP, LOCAL 21	C	A	S	1131318	-	-	-	$ -	$ -	$ (1,138.00)	$ (1,138.00)	-	-	-	$ -	$ -	$ (1,183.00)	$ (1,183.00)	NO	YES	Position substituted to reflect new needs
Self Supporting	DPW	229889	DPW Administration	229881	DPW Dpty Director Fin & Admin	212616	DPW OFFMA Deputy	13920	SR Pkl-Overhead	10029981	Pkl-Overhead	1	Pkl-Dept Overhead	20677	PW GEN - General Admin	51300Fringe	516010		451	Gross Expenditures	1824_C	Principal Administrative Analyst	21	021 - LOCAL 21, PROFESSIONAL AND TECHNICAL ENG	C	A	S	1131318	-	-	-	$ -	$ -	$ 1,250.00	$ 1,250.00	-	-	-	$ -	$ -	$ 1,300.00	$ 1,300.00	NO	YES	Position substituted to reflect new needs
Self Supporting	DPW	229889	DPW Administration	229881	DPW Dpty Director Fin & Admin	212616	DPW OFFMA Deputy	13920	SR Pkl-Overhead	10029981	Pkl-Overhead	1	Pkl-Dept Overhead	20677	PW GEN - General Admin	51300Fringe	517010		451	Gross Expenditures	1250_C	Recruiter	22	022 - SFAPP, LOCAL 21	C	A	S	1131318	-	-	-	$ -	$ -	$ (130.00)	$ (130.00)	-	-	-	$ -	$ -	$ (137.00)	$ (137.00)	NO	YES	Position substituted to reflect new needs
Self Supporting	DPW	229889	DPW Administration	229881	DPW Dpty Director Fin & Admin	212616	DPW OFFMA Deputy	13920	SR Pkl-Overhead	10029981	Pkl-Overhead	1	Pkl-Dept Overhead	20677	PW GEN - General Admin	51300Fringe	517010		451	Gross Expenditures	1824_C	Principal Administrative Analyst	21	021 - LOCAL 21, PROFESSIONAL AND TECHNICAL ENG	C	A	S	1131318	-	-	-	$ -	$ -	$ 144.00	$ 144.00	-	-	-	$ -	$ -	$ 152.00	$ 152.00	NO	YES	Position substituted to reflect new needs
Self Supporting	DPW	229889	DPW Administration	229881	DPW Dpty Director Fin & Admin	212616	DPW OFFMA Deputy	13920	SR Pkl-Overhead	10029981	Pkl-Overhead	1	Pkl-Dept Overhead	20677	PW GEN - General Admin	51300Fringe	517010		451	Gross Expenditures	9991M_Z	One Day Adjustment - Misc	62M	Special Class Pro-rated Misc	Z	A			-	-	-	$ (10.00)	$ (11.00)	$ (1.00)	-	-	-	$ -	$ (10.00)	$ (11.00)	$ (1.00)	NO	YES	System Entry
Self Supporting	DPW	229889	DPW Administration	229881	DPW Dpty Director Fin & Admin	212616	DPW OFFMA Deputy	13920	SR Pkl-Overhead	10029981	Pkl-Overhead	1	Pkl-Dept Overhead	20677	PW GEN - General Admin	51300Fringe	517010		451	Gross Expenditures	9969M_Z	Estimated Project Funding - Misc	62M	BZM - Special Class Pro-rated Misc	Z	A			-	-	-	$ (1,095.00)	$ (1,305.00)	$ (210.00)	-	-	-	$ -	$ (1,150.00)	$ (1,374.00)	$ (224.00)	NO	YES	Budget Reorganization
Self Supporting	DP

GFS Type	Dept	Dept Division	Division Description	Dept Section	Section Description	Department ID	Department Description	Fund ID	Fund Title	Project ID	Project Title	Activity ID	Activity Title	Authority ID	Authority Title	Account Lvl 5 Name	Account ID	Agency Use ID	AAO	AAO Title	Class	Job Class Title	Emp Org Code	Emp Org Title	Ret	Status	Action	Ref No.	Start Dept FTE	End Dept FTE	Var Dept FTE	Start Dept Amt	End Dept Amt	Var Dept Amt	Start BY+1 Dept FTE	End BY+1 Dept FTE	Var BY+1 Dept FTE	Start BY+1 Dept Amt	End BY+1 Dept Amt	Var BY+1 Dept Amt	FTE Changes Submitted?	Amount Changes Submitted?	Explanation of FTE and/or Amount Change
Self Supporting	DPW	229889	DPW Administration	229881	DPW Dpty Director Fin & Admin	232636	DPW DIFINA Deputy	13940	SR PW Paid Time Off	10029982	PW-Paid Time Off	1	PW-Paid Time Off	10002	Interdepartmental-Overhead	501Salary	501010		451	Gross Expenditures	9991M_Z	One Day Adjustment - Misc	82M	Special Class Pro-rated Misc	Z	A			-	-	-	$ 15,974.00	$ 19,291.00	$ 3,317.00	-	-	-	$ 15,974.00	$ 19,943.00	$ 3,969.00	NO	YES	System Entry
Self Supporting	DPW	229889	DPW Administration	229881	DPW Dpty Director Fin & Admin	232636	DPW DIFINA Deputy	13940	SR PW Paid Time Off	10029982	PW-Paid Time Off	1	PW-Paid Time Off	10002	Interdepartmental-Overhead	501Salary	501010		451	Gross Expenditures	9990M_Z	Estimated Project Funding - Misc	82M	82M - Special Class Pro-rated Misc	Z	A			-	-	-	$ 4,153,235.00	$ 5,015,525.00	$ 862,290.00	-	-	-	$ 4,153,235.00	$ 5,185,069.00	$ 1,031,834.00	NO	YES	Budget Reorganization
Self Supporting	DPW	229889	DPW Administration	229881	DPW Dpty Director Fin & Admin	232636	DPW DIFINA Deputy	13940	SR PW Paid Time Off	10029982	PW-Paid Time Off	1	PW-Paid Time Off	10002	Interdepartmental-Overhead	513Fringe	517010		451	Gross Expenditures	9991M_Z	One Day Adjustment - Misc	82M	Special Class Pro-rated Misc	Z	A			-	-	-	$ 16.00	$ 19.00	$ 3.00	-	-	-	$ 16.00	$ 20.00	$ 4.00	NO	YES	System Entry
Self Supporting	DPW	229889	DPW Administration	229881	DPW Dpty Director Fin & Admin	232636	DPW DIFINA Deputy	13940	SR PW Paid Time Off	10029982	PW-Paid Time Off	1	PW-Paid Time Off	10002	Interdepartmental-Overhead	513Fringe	517010		451	Gross Expenditures	9990M_Z	Estimated Project Funding - Misc	82M	82M - Special Class Pro-rated Misc	Z	A			-	-	-	$ 4,153.00	$ 5,016.00	$ 863.00	-	-	-	$ 4,153.00	$ 5,185.00	$ 1,032.00	NO	YES	Budget Reorganization
Self Supporting	DPW	229889	DPW Administration	229881	DPW Dpty Director Fin & Admin	232636	DPW DIFINA Deputy	13940	SR PW Paid Time Off	10029982	PW-Paid Time Off	1	PW-Paid Time Off	10002	Interdepartmental-Overhead	513Fringe	519120		451	Gross Expenditures	9991M_Z	One Day Adjustment - Misc	82M	Special Class Pro-rated Misc	Z	A			-	-	-	$ 62.00	$ 75.00	$ 13.00	-	-	-	$ 62.00	$ 78.00	$ 16.00	NO	YES	System Entry
Self Supporting	DPW	229889	DPW Administration	229881	DPW Dpty Director Fin & Admin	232636	DPW DIFINA Deputy	13940	SR PW Paid Time Off	10029982	PW-Paid Time Off	1	PW-Paid Time Off	10002	Interdepartmental-Overhead	513Fringe	519120		451	Gross Expenditures	9990M_Z	Estimated Project Funding - Misc	82M	82M - Special Class Pro-rated Misc	Z	A			-	-	-	$ 16,240.00	$ 19,612.00	$ 3,372.00	-	-	-	$ 16,240.00	$ 20,274.00	$ 4,034.00	NO	YES	Budget Reorganization

BUDGET FORM 3C: Position Reductions Resulting in Layoffs
DEPARTMENT: _DPW_____

If layoffs are required to meet target reductions, please outline below and describe the impact on the department's capacity to perform its core services.
***For planning purposes, assume that savings from the elimination of positions would commence on September 1, 2021 for FY 2021-22.**

Dept	Dept Division	Program or Role Description	Job Class	Title	Permanent or Exempt	2021-22 Layoffs			Annualized 2022-23 Layoffs			Briefly Describe the Impact of these Eliminations on the Department's Core Functions
						Dollar Value* (including fringe)	Head Count	FTE Count	Dollar Value (including fringe)	Head Count	FTE Count	
		No Layoffs										
					TOTALS:	-	-	-	-	-	-	

BUDGET FORM 3D: Contingency Reductions

DEPARTMENT: _DPW_____

Please identify proposed contingency expenditure and revenue changes from the FY 2021-22 and FY 2022-23 base budget at the account level.

Note: There is a required 2.5% contingency reduction in FY 2021-22 and an additional 2.5% contingency reduction in FY 2022-23. These changes should not be loaded in BPMS and should only be outlined in the below table.

Project, program, expenditure, or revenue description	FY 21-22 GF Savings	FY 21-22 # FTE impacted, if applicable	FY 22-23 GF Savings	FY 21-22 # FTE impacted, if applicable	Please briefly describe impact of this change on department
Reduction to ERC Program: Salary and Mandatory Fringe Benefit reduction	1,476,951	10.00	1,476,951	10.00	**Reduction by two additional crews in the Enhanced Residential Cleaning (ERC) Team - which focuses on proactive and enhanced cleaning services to narrow streets in the South of Market, Chinatown, the Mission and around Polk Street neighborhoods. Reduction will result in overall lower frequency of these specific cleaning services.**

BUDGET FORM 4A: New General Fund Equipment Requests - No Vehicles

DEPARTMENT: Public Works

Departments that are making General Fund equipment requests should complete this form.
Do not load General Fund equipment requests in the budget system - they will be loaded centrally in Mayor phase.
Equipment numbers will be finalized after the Mayor's Budget Office determines citywide equipment allocations.
Where applicable, include installation/outfitting costs in the same line item budget request in the tables below.

Equipment Numbers : First two characters are two-letter code for department, next two are second half of fiscal year (i.e. 22), last to are sequencing numbers (i.e. 01, 02)

Fiscal Year (dropdown)	Equipment Description	Justification of Need	Project ID	Project Title	Equipment Number	New / Replace (dropdown)	Number of Units	Cost Per Unit	Total Cost w/ Tax (auto-fill)
BY	Spartan Hydro-Jetter (Plumbing Shop)	Plumbers need high powered equipment to clear major stoppages thoughout the city. They are familiar with this brand and our current model is 15 years old. A new one has a higher pressure and can be used to maintain Hallidie Plaza which has been a major issue for the department. We also have sewer maintenance contracts with other departments we service on a montly basis.This new model has better safety features to protect our plumbers.Our plumbing shop has the highest volumn of work and needs to be properly equipped.	10034424	PW Equipment	PW2245	Replace	1.00	31,195	33,846
BY	DITCH HX30/500G VACUUM EXCAVATOR TRAILER (Plumbing Shop)	Plumbers need this equipment to clear catch basins and sewers for client's and Public Works' locations. The vactor trailer will be used to safely clear stoppages in sewer pipes clogged with needles and other hazardous debris. it would eliminate the plumbers risks of having a needle stick injury. Currently we are having to contact PUC for help with this work but they are not always available. This would eliminate the lag time between when we need service and when PUC has staff available. This trailer is also small enought to fit in locations where PUC's equipment is too large to fit.	10034424	PW Equipment	PW2247	New	1.00	49,696	53,921
BY+1	Welder Engine Driven Trailblazer 325 Kohler Engine Base Model (Sheet Metal Shop)	The sheet metal shop has seen an increase in workload over the last few years and needs new equipment to keep up with the growing demand for their services. This is a combo generator/welder needed to make repairs in the public right of way.	10034424	PW Equipment	PW2320	New	2.00	7,907	17,158
BY	Graffiti Abatement/Paint Color Matching Equipment	Current Graffiti Abatement team equipment is outdated.	10034424	PW Equipment	PW2238	Replace	1.00	14,430	15,657
BY	Push camera for inspection of pipe and locating.	Project funded. The current push camera is a hand-me-down from PUC Sewer Ops and needs to be replaced to allow use to efficiently inspect and locate laterals. Many of the sewer laterals replaced by BSSR are not perpendicular to the sewer main as marked by PUC in the field. This results in the sewer crews spending a significant amount of time searching for the lateral connection to the main, causing crews to remove a large area of pavement, base, and sub-base as we search for the non-perpendicular lateral. Over excavating of the sewer trench increases staff time and project costs. The new camera will allow crews to locate and monitor the alignment of the sewer lateral and will reduce unnecessary excavation.	10034424	PW Equipment	PW2230		1.00	16,000	17,360
BY	12 sets of shoring. Six sets of V-03.5-46 shoring (3.5 foot tall and extending 46 inches) and six sets of V-5-46(5 foot tall and extending 46 inches.	Project funded. The current shoring is outdated and needs current technology. The new shoring will improve efficiency and worker safety. The requested shoring is easier and faster to install and remove and will ensure we meet proper safety standards and comply with CAL OSHA requirements.	10034424	PW Equipment	PW2231		1.00	18,000	19,530
BY	Concrete Cylinder End Grinders	Project funded. 1 replacement and 1 new grinder for the Materials Testing Lab.	10034424	PW Equipment	PW2201	New	2.00	23,963	52,000
BY+1	MS60 Leica Multistations	Project funded. Replacement stations for Subdivision group.	10034424	PW Equipment	PW2322	Replace	2.00	68,006	147,572
BY	Inter Falcon 8+ drone (Structural)	Project funded. Drone for Structural Engineering group.	10034424	PW Equipment	PW2205	New	1.00	41,475	45,000

BUDGET FORM 4B: Fleet

DEPARTMENT: Public Works

All departments requesting to purchase new or replacement vehicles must fill out this form, whether requesting General Fund sup
Requests will be reviewed by Fleet Management and MBO.
Term Contract Prices are provided by Fleet Management and will be updated in January for select vehicles. Please contact Keigo Yoshida to confirm pricing.

Equipment Numbers: First two characters are two-letter code for department, next two are second half of fiscal year (i.e. 22), last to are sequencing numbers (i.e. 01, 02)

NOTE: The Office of Contract Administration, Purchasing Division, is currently in the process of making a new vehicle

							New Vehicle Specifications						Term Contract Information				Cost Information			Replacement Vehicle Information				
Dept Point of Contact (Last Name, Fist Name)	Source of Funds (dropdown)	Requesting Department (dropdown)	Department Prefix (dropdown)	Fiscal Year (dropdown)	Equipment Number (See note above)	Vehicle Type (dropdown)	Brief description of Vehicle Type if "Other"	Fuel Type (dropdown)	Special Requirements Comments	If purchasing a sedan that is not battery electric, provide justification	Number of Units Please create multiple rows if requesting multiple units.	Justification of Need	Purchasing from Term Contract? (dropdown)	If purchasing from a Term Contract, which contract and spec #? (dropdown)	If NOT purchasing from a Term Contract, provide a description of the required vehicle, including make and model	Total Base Cost per Unit (TC prices are auto-filled, but please overwrite if not purchasing from TC)	Estimated Supplemental Costs per Unit (e.g. additional vehicle options, outfitting, charging infrastructure if purchasing EV, freight if not purchasing from	Brief description of estimated supplemental cost	Estimated Total Cost based on base cost, supplemental cost, number of units and tax (formula)	VEHICLE TO BE REPLACED - Asset # (number decaled on vehicle's doors)	VEHICLE TO BE REPLACED - License Plate #	VEHICLE TO BE REPLACED - Model Year	VEHICLE TO BE REPLACED - Make and Model	VEHICLE TO BE REPLACED - Current Mileage / Hours
Leal, John	GF Equipment Allocation	Public Works (DPW)	417: DPW Building Repair	BY	PW 2246	Crew Cab Truck		Gasoline			1	Replacing old outdated vehicles without current safety features. Will improve fuel consumption and mobility around the city. We currently have 1 truck for the whole bureau that are capable of moving more than 2 people. This will help with parking around the City and use of multiple vehicles to travel to one location.	Yes	TC 72504 21b: 1/2 Ton Extended Cab 4x4 Pickup 8' Box — Ford F-150 (V8, 5.0L)		34,750	7,571	Please refer to Fleet Manager supplemental specifications.	45,918	417y421	1202151	2005	Ford Ranger	25,268
Leal, John	GF Equipment Allocation	Public Works (DPW)	417: DPW Building Repair	BY	PW 2248	Stake Side Truck		Gasoline			1	The current truck has no safety features and the lift no longer functions properly causing more work and less production. It will be shared by the bureau and not assigned to a particular shop.	No		Stake Side Truck	98,763			107,158	417-672	104141	1988	GMC C7000	17,795
Leal, John	GF Equipment Allocation	Public Works (DPW)	417: DPW Building Repair	BY	PW 2249	Stake Side Truck		Gasoline			1	The sides of a stake bed trusk are easily removable and can be used to safely load with a forklift on 3 sides of the truck. This will reduce labor and loading/unloading times for projects.	No		Stake Side Truck	98,763			107,158					
Leal, John	GF Equipment Allocation	Public Works (DPW)	417: DPW Building Repair	BY	PW 2250	Bucket Truck		Gasoline			1	Due to an increase in work load BBR needs new bucket trucks keep up with lighting repairs in San Francisco's Plazas. The trucks are also needed to paint exteriors of City Owned properties and will eliminate some rental charges.	No		Bucket Truck	199,551			216,513					
Leal, John	GF Equipment Allocation	Public Works (DPW)	417: DPW Building Repair	BY	PW 2251	1 Ton Pick Up Truck with utility bed		Gasoline			1	BBR needs new commercial vehicles to safely drive and fit in parking spaces throughout San Francisco. New vehicles will be replacing aging, out dated vehicles without modern safety technology. The current vehicles have served their purpose and are past their life cycle.	Yes	TC 72504 27: 1 Ton Regular Cab 4x4 Pickup 8' Box — Ford F-350 (V8, 6.2L)		36,850	44,065	Please refer to Fleet Manager supplemental specifications.	87,793	417500	478647	1992	CHEVROLET G30	47,582
Leal, John	GF Equipment Allocation	Public Works (DPW)	417: DPW Building Repair	BY	PW 2251	1 Ton Pick Up Truck with utility bed		Gasoline			1	BBR needs new commercial vehicles to safely drive and fit in parking spaces throughout San Francisco. New vehicles will be replacing aging, out dated vehicles without modern safety technology. The current vehicles have served their purpose and are past their life cycle.	Yes	TC 72504 27: 1 Ton Regular Cab 4x4 Pickup 8' Box — Ford F-350 (V8, 6.2L)		36,850	44,065	Please refer to Fleet Manager supplemental specifications.	87,793	41700003	1211421	2005	Ford Ranger	56,514
Leal, John	GF Equipment Allocation	Public Works (DPW)	417: DPW Building Repair	BY	PW 2252	Transit Van		Gasoline			1	BBR needs smaller size commercial vehicles to safely drive and fit in parking spaces throughout San Francisco. New vehicles will be replacing aging, out dated vehicles without modern safety technology. Vans will help with storing tools securely for shops not needing large storage space a pickup truck provides.	Yes	TC 72504 7: Compact Cargo Van SWB — Ford Transit Connect (4Cyl, 2L)		29,185	5,337	Please refer to Fleet Manager supplemental specifications.	37,456	417555	1012856	1998	Ford E250	82,137
Leal, John	GF Equipment Allocation	Public Works (DPW)	417: DPW Building Repair	BY+1	PW 2317	Bucket Truck		Diesel			1	Due to an increase in work load BBR needs new bucket trucks keep up with lighting repairs in San Francisco's Plazas. The trucks are also needed to paint exteriors of City Owned properties and will eliminate some rental charges.	No		Bucket Truck	207,533			225,173					
Leal, John	GF Equipment Allocation	Public Works (DPW)	417: DPW Building Repair	BY+1	PW 2318	1 Ton Pick Up Truck with utility bed		Gasoline			1	BBR needs new commercial vehicles to safely drive and fit in parking spaces throughout San Francisco. New vehicles will be replacing aging, out dated vehicles without modern safety technology. The current vehicles have served their purpose and are past their life cycle.	Yes	TC 72504 27: 1 Ton Regular Cab 4x4 Pickup 8' Box — Ford F-350 (V8, 6.2L)		38,324	45,828	Please refer to Fleet Manager supplemental specifications.	91,304	417501	31494	1996	Ford F250	65,069
Leal, John	GF Equipment Allocation	Public Works (DPW)	417: DPW Building Repair	BY+1	PW 2318	1 Ton Pick Up Truck with utility bed		Gasoline			1	BBR needs new commercial vehicles to safely drive and fit in parking spaces throughout San Francisco. New vehicles will be replacing aging, out dated vehicles without modern safety technology. The current vehicles have served their purpose and are past their life cycle.	Yes	TC 72504 27: 1 Ton Regular Cab 4x4 Pickup 8' Box — Ford F-350 (V8, 6.2L)		38,324	45,828	Please refer to Fleet Manager supplemental specifications.	91,304	417y409	1179657	2004	Ford Ranger	65,737
Leal, John	GF Equipment Allocation	Public Works (DPW)	417: DPW Building Repair	BY+1	PW 2319	Transit Van		Gasoline			1	BBR needs smaller size commercial vehicles to safely drive and fit in parking spaces throughout San Francisco. New vehicles will be replacing aging, out dated vehicles without modern safety technology. Vans will help with storing tools securely for shops not needing large storage space a pickup truck provides.	Yes	TC 72504 7: Compact Cargo Van SWB — Ford Transit Connect (4Cyl, 2L)		30,352	5,550	Please refer to Fleet Manager supplemental specifications.	38,955	417628	1035083	1999	Ford E350	41,007
Leal, John	GF Equipment Allocation	Public Works (DPW)	417: DPW Building Repair	BY+1	PW 2319	Transit Van		Gasoline			1	BBR needs smaller size commercial vehicles to safely drive and fit in parking spaces throughout San Francisco. New vehicles will be replacing aging, out dated vehicles without modern safety technology. Vans will help with storing tools securely for shops not needing large storage space a pickup truck provides.	Yes	TC 72504 7: Compact Cargo Van SWB — Ford Transit Connect (4Cyl, 2L)		30,352	5,550	Please refer to Fleet Manager supplemental specifications.	38,955	417630	1510127	1999	FORD F350	64,820
Leal, John	GF Equipment Allocation	Public Works (DPW)	417: DPW Building Repair	BY+1	PW 2319	Transit Van		Gasoline			1	BBR needs smaller size commercial vehicles to safely drive and fit in parking spaces throughout San Francisco. New vehicles will be replacing aging, out dated vehicles without modern safety technology. Vans will help with storing tools securely for shops not needing large storage space a pickup truck provides.	Yes	TC 72504 7: Compact Cargo Van SWB — Ford Transit Connect (4Cyl, 2L)		30,352	5,550	Please refer to Fleet Manager supplemental specifications.	38,955	417631	1037160	1999	FORD F350	57,227

Dept Point of Contact (Last Name, Fist Name)	Source of Funds (dropdown)	Requesting Department (dropdown)	Department Prefix (dropdown)	Fiscal Year (dropdown)	Equipment Number (See note above)	Vehicle Type (dropdown)	Brief description of Vehicle Type if "Other"	Fuel Type (dropdown)	Special Requirements Comments	If purchasing a sedan that is not battery electic, provide justification	Number of Units Please create multiple rows if requesting multiple units.	Justification of Need	Purchasing from Term Contract? (dropdown)	If purchasing from a Term Contract, which contract and spec #? (dropdown)	If NOT purchasing from a Term Contract, provide a description of the required vehicle, including make and model	Total Base Cost per Unit (TC prices are auto-filled, but please overwrite if not purchasing from TC)	Estimated Supplemental Costs per Unit (e.g. additional vehicle options, outfitting, charging infrastructure if purchasing EV, freight if not purchasing from	Brief description of estimated supplemental cost	Estimated Total Cost based on base cost, supplemental cost, number of units and tax (formula)	VEHICLE TO BE REPLACED - Asset # (number decaled on vehicle's doors)	VEHICLE TO BE REPLACED - License Plate #	VEHICLE TO BE REPLACED - Model Year	VEHICLE TO BE REPLACED - Make and Model	VEHICLE TO BE REPLACED - Current Mileage / Hours
Leal, John	GF Equipment Allocation	Public Works (DPW)	417: DPW Building Repair	BY+1	PW 2319	Transit Van		Gasoline			1	BBR needs smaller size commercial vehicles to safely drive and fit in parking spaces throughout San Francisco. New vehicles will be replacing aging, out dated vehicles without modern safety technology. Vans will help with storing tools securely for shops not needing large storage space a pickup truck provides.	Yes	TC 72504 7: Compact Cargo Van SWB — Ford Transit Connect (4Cyl, 2L)		30,352	5,550	Please refer to Fleet Manager supplemental specifications.	38,955	417Y410	1191885	2004	FORD RANGER	34,231
Leal, John	GF Equipment Allocation	Public Works (DPW)	417: DPW Building Repair	BY+1	PW 2319	Transit Van		Gasoline			1	BBR needs smaller size commercial vehicles to safely drive and fit in parking spaces throughout San Francisco. New vehicles will be replacing aging, out dated vehicles without modern safety technology. Vans will help with storing tools securely for shops not needing large storage space a pickup truck provides.	Yes	TC 72504 7: Compact Cargo Van SWB — Ford Transit Connect (4Cyl, 2L)		30,352	5,550	Please refer to Fleet Manager supplemental specifications.	38,955	417516	269737	1990	Chevy 2500	91,655
Leal, John	GF Equipment Allocation	Public Works (DPW)	417: DPW Building Repair	BY+1	PW 2321	Crew Cab Truck		Gasoline			1	Replacing old outdated vehicles without current safety features. Will improve fuel consumption and mobility around the city. We currently have 1 truck for the whole bureau that are capable of moving more than 2 people. This will help with parking around the City and use of multiple vehicles to travel to one location.	Yes	TC 72504 21b: 1/2 Ton Extended Cab 4x4 Pickup 8' Box — Ford F-150 (V8, 5.0L)		36,140	7,874	Please refer to Fleet Manager supplemental specifications.	47,755					
Leal, John	Dept Operating Budget	Public Works (DPW)	450: DPW Urban Forestry	BY	PW 2242	1 Ton Pickup Truck with Utility bed and racks		Gasoline			1	This vehicle is for the new cement crew, who will perform additional work from vision zero and curb ramp transition programs. These are public safety programs: not having sufficient vehicles will slow efficiency and increase project costs.	Yes	TC 72504 27: 1 Ton Regular Cab 4x4 Pickup 8' Box — Ford F-350 (V8, 6.2L)		36,850	33,218	Please refer to Fleet Manager supplemental specifications.	76,024					
Leal, John	Dept Operating Budget	Public Works (DPW)	450: DPW Urban Forestry	BY	PW 2241	One and 1/4 Ton with 500 gal watering rig and electric auxiliary pump		Gasoline			1	To establish newly planted trees, watering trucks are required for weekly watering in the first three years. Existing watering trucks are 15-29 years old and are less efficient, pollute more, and lack modern safety features. New trucks are equipped with cleaner and more full efficient engines. Their water pump rigs include larger tanks that require less frequent refilling and ergonomic features such as push button			One and 1/4 Ton with 500 gal watering rig and electric auxiliary pump	129,703			140,728	450-606	360337	1992	Ford F-450	84,327
Leal, John	Dept Operating Budget	Public Works (DPW)	450: DPW Urban Forestry	BY	PW 2241	One and 1/4 Ton with 500 gal watering rig and electric auxiliary pump		Gasoline			1	To establish newly planted trees, watering trucks are required for weekly watering in the first three years. Existing watering trucks are 15-29 years old and are less efficient, pollute more, and lack modern safety features. New trucks are equipped with cleaner and more full efficient engines. Their water pump rigs include larger tanks that require less frequent refilling and ergonomic features such as push button			One and 1/4 Ton with 500 gal watering rig and electric auxiliary pump	129,703			140,728	450-640	12563	1995	GMC 3500	69,659
Leal, John	Dept Operating Budget	Public Works (DPW)	450: DPW Urban Forestry	BY+1	PW 2313	One and 1/4 Ton with 500 gal watering rig and electric auxiliary pump		Gasoline			1	To establish newly planted trees, watering trucks are required for weekly watering in the first three years. Existing watering trucks are 15-29 years old and are less efficient, pollute more, and lack modern safety features. New trucks are equipped with cleaner and more full efficient engines. Their water pump rigs include larger tanks that require less frequent refilling and ergonomic features such as push button			One and 1/4 Ton with 500 gal watering rig and electric auxiliary pump	134,891			146,357	450-646	1211444	2006	Ford F-350	55,151
Leal, John	Dept Operating Budget	Public Works (DPW)	450: DPW Urban Forestry	BY+1	PW 2313	One and 1/4 Ton with 500 gal watering rig and electric auxiliary pump		Gasoline			1	To establish newly planted trees, watering trucks are required for weekly watering in the first three years. Existing watering trucks are 15-29 years old and are less efficient, pollute more, and lack modern safety features. New trucks are equipped with cleaner and more full efficient engines. Their water pump rigs include larger tanks that require less frequent refilling and ergonomic features such as push button			One and 1/4 Ton with 500 gal watering rig and electric auxiliary pump	134,891			146,357	450-718	1179660	2003	Ford F-550	57,412
Leal, John	Dept Operating Budget	Public Works (DPW)	450: DPW Urban Forestry	BY+1	PW 2314	One Ton crew cab dump truck		Gasoline			1	For gardeners to transport staff to worksites with capacity to carry tools and equipment and to load with green waste.			One Ton crew cab dump truck	111,444			120,917	450-628	49416	1996	Ford E350	56,103
Leal, John	Dept Operating Budget	Public Works (DPW)	450: DPW Urban Forestry	BY+1	PW 2314	One Ton crew cab dump truck		Gasoline			1	For gardeners to transport staff to worksites with capacity to carry tools and equipment and to load with green waste.			One Ton crew cab dump truck	111,444			120,917	450-664	1268482	2008	Ford F-450	60,855
Leal, John	Dept Operating Budget	Public Works (DPW)	450: DPW Urban Forestry	BY+1	PW 2315	One Ton with lift gate		Gasoline			1	For landscape supervisors to inspect worksites, carry tools and small equipment, and support crews. Currently, supervisors are using vehicles at the end of their serviceable life.			One Ton with lift gate	98,585			106,965	450-608	1202035	2004	Ford F350	58,079
Leal, John	Dept Operating Budget	Public Works (DPW)	450: DPW Urban Forestry	BY+1	PW 2315	One Ton with lift gate		Gasoline			1	For landscape supervisors to inspect worksites, carry tools and small equipment, and support crews. Currently, supervisors are using vehicles at the end of their serviceable life.			One Ton with lift gate	98,585			106,965	450-669	1284086	2008	Ford F-450	56,152
Leal, John	Dept Operating Budget	Public Works (DPW)	450: DPW Urban Forestry	BY+1	PW 2316	Yard Mini Dump Truck		Gasoline			1	For gardeners to transfer materials such as mulch, crushed rock, and debris for landscape maintenance and installation projects.			Yard Mini Dump Truck	102,728			111,460	450-420	1250928	2006	Ford Ranger	34,881
Leal, John	Dept Operating Budget	Public Works (DPW)	450: DPW Urban Forestry	BY+1	PW 2316	Yard Mini Dump Truck		Gasoline			1	For gardeners to transfer materials such as mulch, crushed rock, and debris for landscape maintenance and installation projects.			Yard Mini Dump Truck	102,728			111,460	450-469	1077837	2000	Ford F-250	67,870

Dept Point of Contact (Last Name, Fist Name)	Source of Funds (dropdown)	Requesting Department (dropdown)	Department Prefix (dropdown)	Fiscal Year (dropdown)	Equipment Number (See note above)	Vehicle Type (dropdown)	Brief description of Vehicle Type if "Other"	Fuel Type (dropdown)	Special Requirements Comments	If purchasing a sedan that is not battery electric, provide justification	Number of Units Please create multiple rows if requesting multiple units.	Justification of Need	Purchasing from Term Contract? (dropdown)	If purchasing from a Term Contract, which contract and spec #? (dropdown)	If NOT purchasing from a Term Contract, provide a description of the required vehicle, including make and model	Total Base Cost per Unit (TC prices are auto-filled, but please overwrite if not purchasing from TC)	Estimated Supplemental Costs per Unit (e.g. additional vehicle options, outfitting, charging infrastructure if purchasing EV, freight if not purchasing from	Brief description of estimated supplemental cost	Estimated Total Cost based on base cost, supplemental cost, number of units and tax (formula)	VEHICLE TO BE REPLACED - Asset # (number decaled on vehicle's doors)	VEHICLE TO BE REPLACED - License Plate #	VEHICLE TO BE REPLACED - Model Year	VEHICLE TO BE REPLACED - Make and Model	VEHICLE TO BE REPLACED - Current Mileage / Hours
Leal, John	Dept Operating Budget	Public Works (DPW)	429: DPW Sewer Repair	BY	PW 2225	Bobcat E-50 with enclosed cab and Mahherkattachments (3 buckets and hammer)		Gasoline			1	This excavator will replace a backhoe from our existing fleet which has high annual maintenance costs and frequent breakdowns. This equipment is more efficient to use on City streets and in tight locations, when compared to the current use of the backhoe. In addition, unlike the backhoe ,which is transported daily to and from the job site, this piece of equipment will be left at the job site and only be transported at the beginning of the job and taken away whne the project is completed. This will			Bobcat E-50 with enclosed cab and Mahherkattachments (3 buckets and hammer)	110,606			120,008	429-830	1284083	2008	CASE 580SM	8,520
Leal, John	Dept Operating Budget	Public Works (DPW)	429: DPW Sewer Repair	BY	PW 2226	Trailer for mini-excavator					1	Trailer needed to transport mini-excavator (see above)			Trailer for mini-excavator	17,809			19,323					
Leal, John	Dept Operating Budget	Public Works (DPW)	429: DPW Sewer Repair	BY	PW 2227	Crew Truck (12' bed, regular cab, with racks and tool boxes)		Gasoline			1	This vehicle is the workhorse of the sewer repair department and is used on a daily basis. It has been in service since 2002 and frequently breaks down. Replacing this truck will provide BSSR with a dependable vehicle for use by our crews.			Crew Truck (12' bed, regular cab, with racks and tool boxes)	132,923			144,221	429-504	1505247	2002	Ford F-250	122,672
Leal, John	Dept Operating Budget	Public Works (DPW)	681: DPW Street Repair	BY	PW 2228	Medium Tilt Trailer					1	This trailer is used to transport the asphalt profiler (mini-grinder), backhoes, and steel plates to/from job sites. Because of its shorter bed, this equipment is used for a variety of projects, including assisting BSES with its work. The equipment hauled on the trailer cannot be driven on the street and must be transported by trailer. The trailer is 33 years old and requires constant maintenance of its bed. This work is mainly performed in-house and these costs not reflected in the maintenance costs from			Medium Tilt Trailer	44,799			48,607	681-904	1173225	1985	Trail King TKT40	N/A
Leal, John	Dept Operating Budget	Public Works (DPW)	681: DPW Street Repair	BY	PW 2229	Crack Filling Machine		Gasoline			1	With funding reductions in the City's pothole and paving programs, it is essential that the City have an effective and dependable crack sealing program. By filling cracks in the asphalt pavement before water intrudes into the base, staff is able to reduce the number of potholes and other pavement failure that occur due to base failure. This work is seasonal (spring/fall) and requires dependable equipment. BSSR has two crack filling machines that were purchased in 2008. Due to frequent breakdowns, the existing equipment is not dependable and affects our ability to provide a consistent seasonal crack filling program. Without an effective crack filling program, potholes appear sooner and resurfaced streets deteriorate faster. This, in turn, reduces the			Crack Filling Machine	56,542			61,348	681-925	1312936	2008	CRAFT SS-60	1509 hrs
Leal, John	Dept Operating Budget	Public Works (DPW)	681: DPW Street Repair	BY+1	PW 2303	10-Wheel Dump Truck		Diesel			1	This is a heavy duty truck used to transport asphalt and grindings to/from job sites. It was purchased in 2003. At 17 years old and over 120,000 miles, it is beyond its useful life and is subject to frequent mechanical problems. If a paving project does not have a sufficient number of reliable trucks available for use, either the work day is extended beyond the normal work shift to complete the paving of the block or we leave the block partially paved and return the next day. Both alternatives increase			10-Wheel Dump Truck	270,425			293,411	681-789	1147632	2003	INTERNATIONAL 7600	120,063
Leal, John	Dept Operating Budget	Public Works (DPW)	681: DPW Street Repair	BY+1	PW 2304	3/4-Ton Pick-up		Gasoline			1	This vehicle is 20 years old with greater than 125,000 miles. It has on-going high annual maintenance costs and has on-going electric repair issues that disable the vehicle during the year.			3/4-Ton Pick-up	80,201			87,018	681-538	1083190	2000	FORD F250	125,569
Leal, John	Dept Operating Budget	Public Works (DPW)	681: DPW Street Repair	BY+1	PW 2305	Crack Filling Machine		Gasoline			1	This will replace the second of two crack sealing pieces of equipment, ensuring we have an effective cracking sealing program. Part of an effective pavement maintenance program includes filling cracks in the asphalt pavement before water intrudes into the base and creates a pothole or worse pavement damage. This work is seasonal (spring/fall) and requires equipment that can be depended on to work when needed. BSSR has two crack filling machines that were purchased in 2008. Due to frequent breakdowns, the existing equipment is not dependable and affects our ability to provide a consistent seasonal crack filling program. Without an effective crack filling program, potholes appear sooner and resurfaced streets deteriorate faster. This, in turn, reduces the pavement life expectancy of a street and makes it more			Crack Filling Machine	61,156			66,354	681-925	1312936	2008	CRAFT SS-60	1509 hrs
Leal, John	GF Equipment Allocation	Public Works (DPW)	431: DPW Street Environment Services	BY	PW 2232	Sweeper		Diesel			1	Replacing equipment that are aging, past their useful life, and not CARB compliant. Replacing equipment is more cost effective than getting fines, which is currently estimated at $25 million for the bureau's fleet of Tymco sweepers. The sweepers are			Sweeper	333,913			362,295	431-8805	1268188	2007	FREIGHTLINER FC80	66,800
Leal, John	GF Equipment Allocation	Public Works (DPW)	431: DPW Street Environment Services	BY	PW 2232	Sweeper		Diesel			1	Replacing equipment that are aging, past their useful life, and not CARB compliant. Replacing equipment is more cost effective than getting fines, which is currently estimated at $25 million for the bureau's fleet of Tymco sweepers. The sweepers are			Sweeper	333,913			362,295	4318815	1510155	2008	INTERNATIONAL 4300	71,835
Leal, John	GF Equipment Allocation	Public Works (DPW)	431: DPW Street Environment Services	BY	PW 2232	Sweeper		Diesel			1	Replacing equipment that are aging, past their useful life, and not CARB compliant. Replacing equipment is more cost effective than getting fines, which is currently estimated at $25 million for the bureau's fleet of Tymco sweepers. The sweepers are			Sweeper	333,913			362,295	4318816	1284092	2008	INTERNATIONAL 4300	64,304

Dept Point of Contact (Last Name, Fist Name)	Source of Funds (dropdown)	Requesting Department (dropdown)	Department Prefix (dropdown)	Fiscal Year (dropdown)	Equipment Number (See note above)	Vehicle Type (dropdown)	Brief description of Vehicle Type if "Other"	Fuel Type (dropdown)	Special Requirements Comments	If purchasing a sedan that is not battery electic, provide justification	Number of Units Please create multiple rows if requesting multiple units.	Justification of Need	Purchasing from Term Contract? (dropdown)	If purchasing from a Term Contract, which contract and spec #? (dropdown)	If NOT purchasing from a Term Contract, provide a description of the required vehicle, including make and model	Total Base Cost per Unit (TC prices are auto-filled, but please overwrite if not purchasing from TC)	Estimated Supplemental Costs per Unit (e.g. additional vehicle options, outfitting, charging infrastucture if purchasing EV, freight if not purchasing from	Brief description of estimated supplemental cost	Estimated Total Cost based on base cost, supplemental cost, number of units and tax (formula)	VEHICLE TO BE REPLACED - Asset # (number decaled on vehicle's doors)	VEHICLE TO BE REPLACED - License Plate #	VEHICLE TO BE REPLACED - Model Year	VEHICLE TO BE REPLACED - Make and Model	VEHICLE TO BE REPLACED - Current Mileage / Hours
Leal, John	GF Equipment Allocation	Public Works (DPW)	431: DPW Street Environment Services	BY+1	PW 2306	Sweeper		Diesel			1	Replacing equipment that are aging, past their useful life, and not CARB compliant. Replacing equipment is more cost effective than getting fines, which is currently estimated at $25 million for the bureau's fleet of Tymco sweepers. The sweepers are			Sweeper	347,270			376,787	4318817	1284093	2008	TYMCO 600	70,439
Leal, John	GF Equipment Allocation	Public Works (DPW)	431: DPW Street Environment Services	BY+1	PW 2306	Sweeper		Diesel			1	Replacing equipment that are aging, past their useful life, and not CARB compliant. Replacing equipment is more cost effective than getting fines, which is currently estimated at $25 million for the bureau's fleet of Tymco sweepers. The sweepers are			Sweeper	347,270			376,787	43100063	1313100	2009	TYMCO 600	77,015
Leal, John	GF Equipment Allocation	Public Works (DPW)	431: DPW Street Environment Services	BY+1	PW 2306	Sweeper		Diesel			1	Replacing equipment that are aging, past their useful life, and not CARB compliant. Replacing equipment is more cost effective than getting fines, which is currently estimated at $25 million for the bureau's fleet of Tymco sweepers. The sweepers are			Sweeper	347,270			376,787	43100064	1313101	2009	TYMCO 600	61,757
Leal, John	GF Equipment Allocation	Public Works (DPW)	431: DPW Street Environment Services	BY+1	PW 2306	Sweeper		Diesel			1	Replacing equipment that are aging, past their useful life, and not CARB compliant. Replacing equipment is more cost effective than getting fines, which is currently estimated at $25 million for the bureau's fleet of Tymco sweepers. The sweepers are			Sweeper	347,270			376,787	43100085	1341157	2011	TYMCO 600	45,195
Leal, John	GF Equipment Allocation	Public Works (DPW)	431: DPW Street Environment Services	BY+1	PW 2306	Sweeper		Diesel			1	Replacing equipment that are aging, past their useful life, and not CARB compliant. Replacing equipment is more cost effective than getting fines, which is currently estimated at $25 million for the bureau's fleet of Tymco sweepers. The sweepers are			Sweeper	347,270			376,787	43100094	1341139	2011	TYMCO 600	42,405
Leal, John	GF Equipment Allocation	Public Works (DPW)	431: DPW Street Environment Services	BY+1	PW 2306	Sweeper		Diesel			1	Replacing equipment that are aging, past their useful life, and not CARB compliant. Replacing equipment is more cost effective than getting fines, which is currently estimated at $25 million for the bureau's fleet of Tymco sweepers. The sweepers are			Sweeper	347,270			376,787	43100105	1365810	2012	TYMCO 600	71,272
Leal, John	GF Equipment Allocation	Public Works (DPW)	431: DPW Street Environment Services	BY	PW 2233	ADA Restroom					1	Additional ADA Pit Stop Trailers needed since the internal and COVID expansion of Pit Stop program locations.			ADA Restroom	85,446			92,709					
Leal, John	GF Equipment Allocation	Public Works (DPW)	431: DPW Street Environment Services	BY	PW 2233	ADA Restroom					1	Additional ADA Pit Stop Trailers needed since the internal and COVID expansion of Pit Stop program locations.			ADA Restroom	85,446			92,709					
Leal, John	GF Equipment Allocation	Public Works (DPW)	431: DPW Street Environment Services	BY	PW 2234	Pickup Trucks (Full Size)		Gasoline			1	Pickup trucks are are being rotated (double and triple shifted) among multiple programs, overlapping regular, swing, and night shifts, increasing lag time and reducing operations efficiency as well as accelerating the wear and breakdown of			Pickup Trucks (Full Size)	74,568			80,906					
Leal, John	GF Equipment Allocation	Public Works (DPW)	431: DPW Street Environment Services	BY	PW 2234	Pickup Trucks (Full Size)		Gasoline			1	Pickup trucks are are being rotated (double and triple shifted) among multiple programs, overlapping regular, swing, and night shifts, increasing lag time and reducing operations efficiency as well as accelerating the wear and breakdown of			Pickup Trucks (Full Size)	74,568			80,906					
Leal, John	GF Equipment Allocation	Public Works (DPW)	431: DPW Street Environment Services	BY	PW 2234	Pickup Trucks (Full Size)		Gasoline			1	Pickup trucks are are being rotated (double and triple shifted) among multiple programs, overlapping regular, swing, and night shifts, increasing lag time and reducing operations efficiency as well as accelerating the wear and breakdown of			Pickup Trucks (Full Size)	74,568			80,906					
Leal, John	GF Equipment Allocation	Public Works (DPW)	431: DPW Street Environment Services	BY	PW 2234	Pickup Trucks (Full Size)		Gasoline			1	Pickup trucks are are being rotated (double and triple shifted) among multiple programs, overlapping regular, swing, and night shifts, increasing lag time and reducing operations efficiency as well as accelerating the wear and breakdown of			Pickup Trucks (Full Size)	74,568			80,906					
Leal, John	GF Equipment Allocation	Public Works (DPW)	431: DPW Street Environment Services	BY	PW 2234	Pickup Trucks (Full Size)		Gasoline			1	Pickup trucks are are being rotated (double and triple shifted) among multiple programs, overlapping regular, swing, and night shifts, increasing lag time and reducing operations efficiency as well as accelerating the wear and breakdown of			Pickup Trucks (Full Size)	74,568			80,906					
Leal, John	GF Equipment Allocation	Public Works (DPW)	431: DPW Street Environment Services	BY	PW 2235	Flat Rack Truck		Gasoline			1	Vehicle to support encampment work. Rails on the trucks allow for safe/efficient removal of large debris.			Flat Rack Truck	73,861			80,139					
Leal, John	GF Equipment Allocation	Public Works (DPW)	431: DPW Street Environment Services	BY	PW 2235	Flat Rack Truck		Gasoline			1	Vehicle to support encampment work. Rails on the trucks allow for safe/efficient removal of large debris.			Flat Rack Truck	73,861			80,139					
Leal, John	GF Equipment Allocation	Public Works (DPW)	431: DPW Street Environment Services	BY	PW 2236	Steamer Unit with Truck and Water		Gasoline			1	Replace aging equipment past their useful life cycle, critical to steam cleaning ops.			Steamer Unit with Truck and Water	97,175			105,435	431696	1505186	2003	FORD F350	62,099
Leal, John	GF Equipment Allocation	Public Works (DPW)	431: DPW Street Environment Services	BY	PW 2236	Steamer Unit with Truck and Water		Gasoline			1	Replace aging equipment past their useful life cycle, critical to steam cleaning ops.			Steamer Unit with Truck and Water	97,175			105,435					

Dept Point of Contact (Last Name, Fist Name)	Source of Funds (dropdown)	Requesting Department (dropdown)	Department Prefix (dropdown)	Fiscal Year (dropdown)	Equipment Number (See note above)	Vehicle Type (dropdown)	Brief description of Vehicle Type if "Other"	Fuel Type (dropdown)	Special Requirements Comments	If purchasing a sedan that is not battery electic, provide justification	Number of Units Please create multiple rows if requesting multiple units.	Justification of Need	Purchasing from Term Contract? (dropdown)	If purchasing from a Term Contract, which contract and spec #? (dropdown)	If NOT purchasing from a Term Contract, provide a description of the required vehicle, including make and model	Total Base Cost per Unit (TC prices are auto-filled, but please overwrite if not purchasing from TC)	Estimated Supplemental Costs per Unit (e.g. additional vehicle options, outfitting, charging infrastucture if purchasing EV, freight if not purchasing from	Brief description of estimated supplemental cost	Estimated Total Cost based on base cost, supplemental cost, number of units and tax (formula)	VEHICLE TO BE REPLACED - Asset # (number decaled on vehicle's doors)	VEHICLE TO BE REPLACED - License Plate #	VEHICLE TO BE REPLACED - Model Year	VEHICLE TO BE REPLACED - Make and Model	VEHICLE TO BE REPLACED - Current Mileage / Hours
Leal, John	GF Equipment Allocation	Public Works (DPW)	431: DPW Street Environment Services	BY	PW 2237	1-Ton Passenger Van		Diesel			1	Replacing equipment that are aging, past their useful life, and not CARB compliant. Replacing equipment is more cost effective than getting fines, which is currently estimated at $13 million for these passenger vans.			1-Ton Passenger Van	46,737			50,710					
Leal, John	GF Equipment Allocation	Public Works (DPW)	431: DPW Street Environment Services	BY	PW 2237	1-Ton Passenger Van		Diesel			1	Replacing equipment that are aging, past their useful life, and not CARB compliant. Replacing equipment is more cost effective than getting fines, which is currently estimated at $13 million for these passenger vans.			1-Ton Passenger Van	46,737			50,710					
Leal, John	GF Equipment Allocation	Public Works (DPW)	431: DPW Street Environment Services	BY	PW 2237	1-Ton Passenger Van		Diesel			1	Replacing equipment that are aging, past their useful life, and not CARB compliant. Replacing equipment is more cost effective than getting fines, which is currently estimated at $13 million for these passenger vans.			1-Ton Passenger Van	46,737			50,710					
Leal, John	GF Equipment Allocation	Public Works (DPW)	431: DPW Street Environment Services	BY	PW 2237	1-Ton Passenger Van		Diesel			1	Replacing equipment that are aging, past their useful life, and not CARB compliant. Replacing equipment is more cost effective than getting fines, which is currently estimated at $13 million for these passenger vans.			1-Ton Passenger Van	46,737			50,710					
Leal, John	GF Equipment Allocation	Public Works (DPW)	431: DPW Street Environment Services	BY	PW 2237	1-Ton Passenger Van		Diesel			1	Replacing equipment that are aging, past their useful life, and not CARB compliant. Replacing equipment is more cost effective than getting fines, which is currently estimated at $13 million for these passenger vans.			1-Ton Passenger Van	46,737			50,710					
Leal, John	GF Equipment Allocation	Public Works (DPW)	431: DPW Street Environment Services	BY	PW 2239	Sprinter Van with Shelves		Gasoline			1	Current Graffiti Abatement team equipment is outdated. Van will be used for transport of new paint matching and graffiti equipment (PW 2238).			Sprinter Van with Shelves	71,810			77,914					
Leal, John	GF Equipment Allocation	Public Works (DPW)	431: DPW Street Environment Services	BY	PW 2240	Vactor Truck / Honey Wagon		Diesel			1	Second vactor truck to service Pit Stops; critical to increased maintenance needs since internal and COVID expansion of program locations.			Vactor Truck / Honey Wagon	226,081			245,298					
Leal, John	GF Equipment Allocation	Public Works (DPW)	431: DPW Street Environment Services	BY+1	PW 2307	Crew Cab Truck		Gasoline			1	Higher seating capacity vehicles to efficiently transport workers in the Corridors program.			Crew Cab Truck	75,139			81,526					
Leal, John	GF Equipment Allocation	Public Works (DPW)	431: DPW Street Environment Services	BY+1	PW 2307	Crew Cab Truck		Gasoline			1	Higher seating capacity vehicles to efficiently transport workers in the Corridors program.			Crew Cab Truck	75,139			81,526					
Leal, John	GF Equipment Allocation	Public Works (DPW)	431: DPW Street Environment Services	BY+1	PW 2307	Crew Cab Truck		Gasoline			1	Higher seating capacity vehicles to efficiently transport workers in the Corridors program.			Crew Cab Truck	75,139			81,526					
Leal, John	GF Equipment Allocation	Public Works (DPW)	431: DPW Street Environment Services	BY+1	PW 2307	Crew Cab Truck		Gasoline			1	Higher seating capacity vehicles to efficiently transport workers in the Corridors program.			Crew Cab Truck	75,139			81,526					
Leal, John	GF Equipment Allocation	Public Works (DPW)	431: DPW Street Environment Services	BY+1	PW 2308	Bobcat Skid-steer					1	This bobcat skid steer is to address illegal dumping in the Bayview and other parts of the City. The one we are currently using belongs to SSR when available, and it would be more efficient to have one for SES.			Bobcat Skid-steer	83,226			90,300					
Leal, John	GF Equipment Allocation	Public Works (DPW)	431: DPW Street Environment Services	BY+1	PW 2309	Equipment Trailer for Bobcat Skid-Steer					1	For transport of Bobcat Skid Steer (PW 2308).			Equipment Trailer for Bobcat Skid-Steer	18,521			20,096					
Leal, John	GF Equipment Allocation	Public Works (DPW)	431: DPW Street Environment Services	BY+1	PW 2310	Gum Removal Equipment MV-700 Gladiator		Gasoline			1	This equipment willl be used for deep cleaning and gum removal without damaging substrate. This cleaning will greatly reduce health risks to the public. Note the 2018 quote for will be affected by GBP/USD exchange rate fluctuation.			Gum Removal Equipment MV-700 Gladiator	81,656			88,597					
Leal, John	GF Equipment Allocation	Public Works (DPW)	431: DPW Street Environment Services	BY+1	PW 2311	Mini Packer (non-CDL garbage truck)		Diesel			1	Packers are needed for the harm reduction program to pick up larger debris in homeless encampment services. Since the program launched, packers that are used for zones are being pulled out from day-to-day routes, reducing operations efficiency. About 800-900K pounds of debris are picked up weekly, with at least about 20% of the			Mini Packer (non-CDL garbage truck)	296,745			321,968					
Leal, John	GF Equipment Allocation	Public Works (DPW)	431: DPW Street Environment Services	BY+1	PW 2312	Vactor Truck / Honey Wagon		Diesel			1	Replace bureau's one aging vactor truck to service Pit Stops; critical since internal and COVID expansion of program locations.			Vactor Truck / Honey Wagon	235,124			255,110					

Please complete all shaded sections in this worksheet, as is required by San Francisco Administrative Code Section 2.15:

Department:	Public Works - Yard Operations
Contract:	Security Guard Services

SEC. 2.15 SUPPLEMENTAL REPORTS REQUIRED

Any officer, department or agency seeking Board approval of a contract for personal services under Charter Section 10.104(15) shall submit a supplemental report to the Board of Supervisors in connection with the contract and the Controller's certification.

The report shall summarize the essential terms of the proposed contract and address the following subjects:

1. The department's basis for proposing the Prop J certification;

The contract will provide savings in salary and benefits to the city way above the costs associated with the contract. The savings will then allow funds to be diverted to other projects and urgent requests.

2. The impact, if any, the contract will have on the provision of services covered by the contract, including a comparison of specific levels of service, in measurable units where applicable, between the current level of service and those proposed under the contract. For contract renewals, a comparison shall be provided between the level of service in the most recent year the service was provided by City employees and the most recent year the service was provided by the contractor;

The supplier who provides the services wholly specializes in administering security services and procedures, allowing the city to focus resources on providing services to the public instead of consuming time with internal, operational logistics.

3. The department's proposed or, for contract renewals, current oversight and reporting requirements for the services covered by the contract:

The Operations Manager oversees security guard performance, makes sure that logs are correctly updated, and verifies timesheets before payment is issued.

4. The contractor's proposed or, for contract renewals, current wages and benefits for employees covered under the contract, and the contractor's current labor agreements for employees providing the services covered by the contract:

The contractor pays the mandated minimum wage and provides required health benefits for full time employees as required by local law.

5. The department's proposed or, for contract renewals, current procedures for ensuring the contractor's ongoing compliance with all applicable contracting requirements, including Administrative Code Chapter 12P (the Minimum Compensation Ordinance), Chapter 12Q (the Health Care Accountability Ordinance); and Section 12B.1(b) (the Equal Benefits Ordinance);

Accounting and Finance staff monitor vendor status in PeopleSoft and hold off on any invoice payments until compliance violations are resolved through the relevant department.

6. The department's plan for City employees displaced by the contract; and,

Any security guard employed by the City can be transitioned to an open 9922 or similar classification with a salary step range that matches current salary.

7. A discussion, including timelines and cost estimates, of under what conditions the service could be provided in the future using City employees. (Added by Ord. 105-04, File No. 040594, App. 6/10/2004)

If costs associated with the contract exceed the cost savings to the city in salary and benefits, then the service would be better provided by City employees.

Name and job title of the person completing this questionnaire:

PROP J ANALYSIS SUMMARY
Public Works - Yard Operations
Security Guard Services

FISCAL YEAR 2021-22

City cost if services <u>are not</u> contracted out

		low range		*high range*
Total Annual Salary	$	161,404	$	237,463
Total Other Pay	$	-	$	-
Total Fringe Benefits	$	108,013	$	120,525
Additional City Costs	$	500	$	1,000
	$	269,917	$	358,989

City cost if services <u>are</u> contracted out

Contract Cost	$	154,351	$	169,786
City Contract Monitoring	$	5,016	$	6,268
	$	159,367	$	176,054

City Savings from Contracting Out,				
Savings/(Cost)	**$**	**110,550**	**$**	**182,935**
		41%		51%

Public Works - Yard Operations
207990 DPW Operations
Security Guard Services
COMPARATIVE COSTS OF CONTRACTING VS. IN-HOUSE SERVICES (1) (2)
FISCAL YEAR 2021-22

ESTIMATED CITY COSTS:

PROJECTED PERSONNEL COSTS

Job Class Title	Class	# of Full Time Equivalent Positions	Bi-Weekly Rate per FTE Low	Bi-Weekly Rate per FTE High	Annual Cost Low	Annual Cost High
Security Guard	8202	2.00	$ 2,037	$ 3,010	$ 106,757	$ 157,706
Security Guard - As Needed	8202	1.00	1,901	2,809	$ 49,816	$ 73,591
Operations Manager	0923	0.04	4,610	5,884	$ 4,831	$ 6,166
0	0.00				$ -	$ -
0	0.00				$ -	$ -
0	0.00				$ -	$ -
0	0.00				$ -	$ -
0	0.00				$ -	$ -
0	0.00				$ -	$ -
0	0.00				$ -	$ -
Holiday Pay (if applicable)	n/a	n/a				
Night / Shift Differential (if applicable)	n/a	n/a				
Overtime Pay (if applicable)	n/a	n/a				
Other Pay (if applicable)	n/a	n/a				
Total FTE		3.0				
				Total Salary Costs--->	$ 161,404	$ 237,463
				Total of Other Compensation--->	$ -	$ -

FRINGE BENEFITS

	Job Class	$ Amount
Benefits per FTE--Job Class #:	8202	39,156
Benefits per FTE--Job Class #:	8202	39,512
Benefits per FTE--Job Class #:	0923	67,504
Benefits per FTE--Job Class #:	0	0
Benefits per FTE--Job Class #:	0	0
Benefits per FTE--Job Class #:	0	0
Benefits per FTE--Job Class #:	0	0
Benefits per FTE--Job Class #:	0	0
Benefits per FTE--Job Class #:	0	0
Benefits per FTE--Job Class #:	0	0

	Low	High
Total Fringe Benefits	$ 108,012.61	$ 120,525.10

ADDITIONAL CITY COSTS

Insert all additional costs, with a description, that the City would incur if providing the service. May include capital costs, materials & supplies, uniforms, technology, as is comparable to the contract components.	$ 500	$ 1,000
	$ -	$ -
	$ -	$ -
	$ -	$ -
Total Capital & Operating	$ 500	$ 1,000

COST COMPARISON SUMMARY

ESTIMATED TOTAL CITY COST	269,917	358,989
LESS: ESTIMATED TOTAL CONTRACT COST	$ -	$ -
ESTIMATED SAVINGS	$ 269,917	$ 358,989
% of Savings to City Cost	100%	100%

Salary and Benefits for Each Job Class from BI Report 15.15.016 (Budget System)

Complete this with the cost of 1.0 FTE; the actual FTE needs will be calcuated in the Personnel and Fringe Benefit costs.

Year (BY, aka FY 20/21)	Job Class Number	Job Class Title	FTE	5010 Salary	5130 Benefits	Total Sal & Ben
FY 21/22	8202	Security Guard	2.00	$ 77,738	$ 39,156	$ 233,789
FY 21/22	8202	Security Guard - As Needed	1.00	$ 77,738	$ 39,512	$ 117,250
FY 21/22	0923	Manager II	1.00	$ 156,540	$ 67,504	$ 224,044
			1.00			$ -
			1.00			$ -
			1.00			$ -
			1.00			$ -
			1.00			$ -
			1.00			$ -
			1.00			$ -
			1.00			$ -

Contract Cost Details

	Low	High
Estimated Contract Cost	$ 154,351	$ 169,786
Estimated Monitoring Cost	$ 5,016	$ 6,268

Contract Cost Calculation:

Please show all calculations made to estimate contract cost. Describe assumptions and source of data above, and feel free to enter more rows as needed.

List of all contract components	Number of Units	Notes	Total Cost - low end est	Total Cost - high end est
FT Security Guards	2	please see yellow highligh	$ 147,056	$ 161,762
As-Needed Security Guard	1	please see yellow highlight	$ 7,294	$ 8,024
TOTAL CONTRACT COST			$ 154,351	$ 169,786

1. List all assumptions made in calculating contract cost.

Include any private wage rates, population estimates, square footage estimates or other data used in calculating your contract cost. Please insert more lines as needed.

1) Contract cost is being calculated by straight time rate plus 10% contingency.
2)
3)
4)

2. What is the source of data used to calculate the contract cost?

Straight time rate and the estimated working hours.

3. What year is your data from?

2021 plus 3% cost of living adjustment.

4. If contract cost is based on an RFP and before a contract has been approved, was the RFP for comparable services?

N/A

Contract Monitoring Costs:

Does/would contract require monitoring? If yes, fill out the details below. If not, explain why, as this would be unusual.	Yes

Salary:

Job Class	Job Class Title	# of FTEs *(can be partial; e.g. a half time employee would be 0.5 FTE)*	Biweekly Rate		Annual Salary Expense		Benefits per FTE		Annual Benefit Expense		TOTAL EXPENSES	
			Low	High	Low	High	Low	High	Low	High	**Low**	**High**
0923	Operations Manager	0.04	4,610	5,884	$ 4,831	$ 6,166	$ 4,618	$ 2,537	$ 185	$ 101	$ 5,016	$ 6,268
					$ -	$ -	$ -		$ -	$ -	$ -	$ -
					$ -	$ -	$ -		$ -	$ -	$ -	$ -
					$ -	$ -	$ -		$ -	$ -	$ -	$ -
TOTAL CONTRACT MONITORING COST					$ 4,831	$ 6,166	$ 4,618	$ 2,537	$ 185	$ 101	$ 5,016	$ 6,268

147,056 7,294
161,762 8,024

Assuming 26.2 PPE * 10 days - 11 holidays = 252 work days
Hourly rate for security services for current contract is $35.41->

$35.41 * (1.03) *2 FTE *8 hours each day * 252 working days = $147,056 ->
including 10% contingency -> 147,056 * (1.1) = $161,762

As-needed, assuming 200 as-needed hours:
$35.41 * (1.03) * 1 * 200 hours = $7,294 ->
including 10% contingency -> 7,294 * (1.1) = $8,024

15.20.012 3.b.2. Interdepartmental Services Balancing – Detail Level - 2.22.21

Requesting Dept	Performing Dept	Department Pair	Department Code	Department Title	Division Code	Division Title	Section Code	Section Description	GFS Type	Fund Code	Fund Title	Authority Code	Authority Title	Project Code	Project Title	Activity Code	Activity Title	Account Code	Account Title	BY Amt - Dept	BY+1 Amt - Dept Request
AAM	DPW	AAM-DPW	207951	DPW BBR Budgetary	207990	DPW Operations	229822	DPW Building Repair	GFS	10040	GF PW Work Order	10002	Interdepartmental-Overhead	10036108	PW AAM IDS	2	BBR AAM M&R	486010	Exp Rec Fr Asian Arts Musm AAO	11087	11475
AAM	DPW	AAM-DPW	228855	AAM Asian Art Museum					GFS	10000	GF Annual Account Ctrl	10000	Operating	10026660	AA Public Art and Culture	1	AA Public Art and Culture	581067	Sr-DPW-Building Repair	-10712	-10712
ADM	DPW	ADM-DPW	207655	ADM Treasure Island Dev Auth	296645	ADM City Administrator Prog	207655	ADM Treasure Island Dev Auth	Self Su	31920	TI Continuing Authority Ctrl	16525	AD Treasure Island Project	10001292	ADTI Treasure Island DevAut	1	TIDA Operations	581067	Sr-DPW-Building Repair	-794516	-818351
ADM	DPW	ADM-DPW	207655	ADM Treasure Island Dev Auth	296645	ADM City Administrator Prog	207655	ADM Treasure Island Dev Auth	Self Su	31920	TI Continuing Authority Ctrl	16525	AD Treasure Island Project	10001292	ADTI Treasure Island DevAut	1	TIDA Operations	581068	Sr-DPW-Street Cleaning	-51600	-51600
ADM	DPW	ADM-DPW	207655	ADM Treasure Island Dev Auth	296645	ADM City Administrator Prog	207655	ADM Treasure Island Dev Auth	Self Su	31920	TI Continuing Authority Ctrl	16525	AD Treasure Island Project	10001292	ADTI Treasure Island DevAut	1	TIDA Operations	581069	Sr-DPW-Street Use & Mapping	-103000	-103000
ADM	DPW	ADM-DPW	207655	ADM Treasure Island Dev Auth	296645	ADM City Administrator Prog	207655	ADM Treasure Island Dev Auth	Self Su	31920	TI Continuing Authority Ctrl	16525	AD Treasure Island Project	10001292	ADTI Treasure Island DevAut	1	TIDA Operations	581071	Sr-DPW-Engineering	-3350106	-3685117
ADM	DPW	ADM-DPW	207655	ADM Treasure Island Dev Auth	296645	ADM City Administrator Prog	207655	ADM Treasure Island Dev Auth	Self Su	31920	TI Continuing Authority Ctrl	16525	AD Treasure Island Project	10001292	ADTI Treasure Island DevAut	1	TIDA Operations	581078	Sr-DPW-Street Repair	0	0
ADM	DPW	ADM-DPW	207655	ADM Treasure Island Dev Auth	296645	ADM City Administrator Prog	207655	ADM Treasure Island Dev Auth	Self Su	31920	TI Continuing Authority Ctrl	16525	AD Treasure Island Project	10001292	ADTI Treasure Island DevAut	1	TIDA Operations	581081	Sr-DPW-Urban Forestry	0	0
ADM	DPW	ADM-DPW	207950	DPW BDC Budgetary	207989	DPW Buildings	229802	DPW Building Desgn & Construct	GFS	10040	GF PW Work Order	10002	Interdepartmental-Overhead	10036109	PW ADM IDS	7	BDC RED 25 Van Ness Building	486600	Exp Rec Fr Real Estate (AAO)	10000	10000
ADM	DPW	ADM-DPW	207951	DPW BBR Budgetary	207990	DPW Operations	229822	DPW Building Repair	GFS	10040	GF PW Work Order	10002	Interdepartmental-Overhead	10036109	PW ADM IDS	1	Reserves - Project	486030	Exp Rec Fr Admin Svcs (AAO)	0	0
ADM	DPW	ADM-DPW	207951	DPW BBR Budgetary	207990	DPW Operations	229822	DPW Building Repair	GFS	10040	GF PW Work Order	10002	Interdepartmental-Overhead	10036109	PW ADM IDS	2	BBR TIDA Operations M&R	486030	Exp Rec Fr Admin Svcs (AAO)	795675	819545
ADM	DPW	ADM-DPW	207951	DPW BBR Budgetary	207990	DPW Operations	229822	DPW Building Repair	GFS	10040	GF PW Work Order	10002	Interdepartmental-Overhead	10036109	PW ADM IDS	3	BBR Fleet Operations M&R	486030	Exp Rec Fr Admin Svcs (AAO)	42500	43988
ADM	DPW	ADM-DPW	207951	DPW BBR Budgetary	207990	DPW Operations	229822	DPW Building Repair	GFS	10040	GF PW Work Order	10002	Interdepartmental-Overhead	10036109	PW ADM IDS	4	BBR ACC Operations M&R	486030	Exp Rec Fr Admin Svcs (AAO)	0	0
ADM	DPW	ADM-DPW	207951	DPW BBR Budgetary	207990	DPW Operations	229822	DPW Building Repair	GFS	10040	GF PW Work Order	10002	Interdepartmental-Overhead	10036109	PW ADM IDS	5	BBR RED City Hall M&R	486600	Exp Rec Fr Real Estate (AAO)	28586	29586
ADM	DPW	ADM-DPW	207951	DPW BBR Budgetary	207990	DPW Operations	229822	DPW Building Repair	GFS	10040	GF PW Work Order	10002	Interdepartmental-Overhead	10036109	PW ADM IDS	6	BBR RED Hall of Justice M&R	486600	Exp Rec Fr Real Estate (AAO)	425893	425893
ADM	DPW	ADM-DPW	207951	DPW BBR Budgetary	207990	DPW Operations	229822	DPW Building Repair	GFS	10040	GF PW Work Order	10002	Interdepartmental-Overhead	10036109	PW ADM IDS	7	BDC RED 25 Van Ness Building	486600	Exp Rec Fr Real Estate (AAO)	29515	30549
ADM	DPW	ADM-DPW	207951	DPW BBR Budgetary	207990	DPW Operations	229822	DPW Building Repair	GFS	10040	GF PW Work Order	10002	Interdepartmental-Overhead	10036109	PW ADM IDS	8	BBR RED 1SVN Bldg M&R	486600	Exp Rec Fr Real Estate (AAO)	47224	48877
ADM	DPW	ADM-DPW	207951	DPW BBR Budgetary	207990	DPW Operations	229822	DPW Building Repair	GFS	10040	GF PW Work Order	10002	Interdepartmental-Overhead	10036109	PW ADM IDS	9	BBR RED 1650 Mission Bldg M&R	486600	Exp Rec Fr Real Estate (AAO)	11806	12219
ADM	DPW	ADM-DPW	207951	DPW BBR Budgetary	207990	DPW Operations	229822	DPW Building Repair	GFS	10040	GF PW Work Order	10002	Interdepartmental-Overhead	10036109	PW ADM IDS	10	BBR RED Public Safety Bldg M&R	486600	Exp Rec Fr Real Estate (AAO)	28586	29586
ADM	DPW	ADM-DPW	207951	DPW BBR Budgetary	207990	DPW Operations	229822	DPW Building Repair	GFS	10040	GF PW Work Order	10002	Interdepartmental-Overhead	10036109	PW ADM IDS	11	BBR RED 555 7th Bldg M&R	486600	Exp Rec Fr Real Estate (AAO)	8265	8554
ADM	DPW	ADM-DPW	207951	DPW BBR Budgetary	207990	DPW Operations	229822	DPW Building Repair	GFS	10040	GF PW Work Order	10002	Interdepartmental-Overhead	10036109	PW ADM IDS	12	BBR RED 1 Newhall Bldg M&R	486600	Exp Rec Fr Real Estate (AAO)	20000	20000
ADM	DPW	ADM-DPW	207951	DPW BBR Budgetary	207990	DPW Operations	229822	DPW Building Repair	GFS	10040	GF PW Work Order	10002	Interdepartmental-Overhead	10036109	PW ADM IDS	14	BBR RED 30 Van Ness Bldg M&R	486600	Exp Rec Fr Real Estate (AAO)	0	0
ADM	DPW	ADM-DPW	207951	DPW BBR Budgetary	207990	DPW Operations	229822	DPW Building Repair	GFS	10040	GF PW Work Order	10002	Interdepartmental-Overhead	10036109	PW ADM IDS	15	BBR RED Markets	486600	Exp Rec Fr Real Estate (AAO)	57551	59565
ADM	DPW	ADM-DPW	207951	DPW BBR Budgetary	207990	DPW Operations	229822	DPW Building Repair	GFS	10040	GF PW Work Order	10002	Interdepartmental-Overhead	10036109	PW ADM IDS	40	SES Central Shops Shuttle Srvc	486030	Exp Rec Fr Admin Svcs (AAO)	32791	33939
ADM	DPW	ADM-DPW	207951	DPW BBR Budgetary	207990	DPW Operations	229822	DPW Building Repair	GFS	10040	GF PW Work Order	10002	Interdepartmental-Overhead	10036109	PW ADM IDS	46	BBR ADM 49 SVN M&R	486600	Exp Rec Fr Real Estate (AAO)	41400	42849
ADM	DPW	ADM-DPW	207954	DPW IDC Budgetary	207988	DPW Infrastructure	229863	DPW Infrastcr Desgn & Const	GFS	10040	GF PW Work Order	10002	Interdepartmental-Overhead	10036109	PW ADM IDS	2	BBR TIDA Operations M&R	486030	Exp Rec Fr Admin Svcs (AAO)	2085000	2085000
ADM	DPW	ADM-DPW	207956	DPW SES Budgetary	207990	DPW Operations	229897	DPW Street Environment Svcs	GFS	10040	GF PW Work Order	10002	Interdepartmental-Overhead	10036109	PW ADM IDS	2	BBR TIDA Operations M&R	486030	Exp Rec Fr Admin Svcs (AAO)	51600	51600
ADM	DPW	ADM-DPW	207956	DPW SES Budgetary	207990	DPW Operations	229897	DPW Street Environment Svcs	GFS	10040	GF PW Work Order	10002	Interdepartmental-Overhead	10036109	PW ADM IDS	15	BBR RED Markets	486600	Exp Rec Fr Real Estate (AAO)	0	0
ADM	DPW	ADM-DPW	207956	DPW SES Budgetary	207990	DPW Operations	229897	DPW Street Environment Svcs	GFS	10040	GF PW Work Order	10002	Interdepartmental-Overhead	10036109	PW ADM IDS	38	SES RED Farmers Mkt Cleaning	486600	Exp Rec Fr Real Estate (AAO)	27718	28688
ADM	DPW	ADM-DPW	207957	DPW BSM Budgetary	207988	DPW Infrastructure	229906	DPW Street Use & Mapping	GFS	10040	GF PW Work Order	10002	Interdepartmental-Overhead	10036109	PW ADM IDS	2	BBR TIDA Operations M&R	486030	Exp Rec Fr Admin Svcs (AAO)	0	0
ADM	DPW	ADM-DPW	207958	DPW SSR Budgetary	207990	DPW Operations	229909	DPW Street & Sewer Repair	GFS	10040	GF PW Work Order	10002	Interdepartmental-Overhead	10036109	PW ADM IDS	2	BBR TIDA Operations M&R	486030	Exp Rec Fr Admin Svcs (AAO)	103000	103000
ADM	DPW	ADM-DPW	207959	DPW BUF Budgetary	207990	DPW Operations	249642	DPW Urban Forestry	GFS	10040	GF PW Work Order	10002	Interdepartmental-Overhead	10036109	PW ADM IDS	15	BBR RED Markets	486600	Exp Rec Fr Real Estate (AAO)	0	0
ADM	DPW	ADM-DPW	207959	DPW BUF Budgetary	207990	DPW Operations	249642	DPW Urban Forestry	GFS	10040	GF PW Work Order	10002	Interdepartmental-Overhead	10036109	PW ADM IDS	16	BUF RED Soma Dog Park	486600	Exp Rec Fr Real Estate (AAO)	0	0
ADM	DPW	ADM-DPW	207959	DPW BUF Budgetary	207990	DPW Operations	249642	DPW Urban Forestry	GFS	10040	GF PW Work Order	10002	Interdepartmental-Overhead	10036109	PW ADM IDS	43	BUF RED Landscaping Work	486600	Exp Rec Fr Real Estate (AAO)	5737	5938
ADM	DPW	ADM-DPW	208672	ADM Contract Monitoring	296644	ADM Internal Services	208672	ADM Contract Monitoring	GFS	10060	GF Work Order	10002	Interdepartmental-Overhead	10003070	ADCM Contract Monitoring	1	CMD Operations	581073	Sr-DPW-General Administration	-2859	-2859
ADM	DPW	ADM-DPW	228875	ADM Real Estate Division	296644	ADM Internal Services	228875	ADM Real Estate Division	Self Su	14300	SR Real Property	17378	Real Estate Real Property Fund	10001302	ADRE Real Estate Operations	7	City Hall	581067	Sr-DPW-Building Repair	-28586	-29586
ADM	DPW	ADM-DPW	228875	ADM Real Estate Division	296644	ADM Internal Services	228875	ADM Real Estate Division	Self Su	14300	SR Real Property	17378	Real Estate Real Property Fund	10001302	ADRE Real Estate Operations	9	Hall of Justice	581067	Sr-DPW-Building Repair	-425893	-425893
ADM	DPW	ADM-DPW	228875	ADM Real Estate Division	296644	ADM Internal Services	228875	ADM Real Estate Division	Self Su	14300	SR Real Property	17378	Real Estate Real Property Fund	10001302	ADRE Real Estate Operations	10	25 Van Ness Building	581066	Sr-DPW-Architecture	-10000	-10000
ADM	DPW	ADM-DPW	228875	ADM Real Estate Division	296644	ADM Internal Services	228875	ADM Real Estate Division	Self Su	14300	SR Real Property	17378	Real Estate Real Property Fund	10001302	ADRE Real Estate Operations	10	25 Van Ness Building	581067	Sr-DPW-Building Repair	-29515	-30549
ADM	DPW	ADM-DPW	228875	ADM Real Estate Division	296644	ADM Internal Services	228875	ADM Real Estate Division	Self Su	14300	SR Real Property	17378	Real Estate Real Property Fund	10001302	ADRE Real Estate Operations	11	1 South Van Ness Building	581067	Sr-DPW-Building Repair	-47224	-48877
ADM	DPW	ADM-DPW	228875	ADM Real Estate Division	296644	ADM Internal Services	228875	ADM Real Estate Division	Self Su	14300	SR Real Property	17378	Real Estate Real Property Fund	10001302	ADRE Real Estate Operations	12	1650 Mission Building	581067	Sr-DPW-Building Repair	-11806	-12219
ADM	DPW	ADM-DPW	228875	ADM Real Estate Division	296644	ADM Internal Services	228875	ADM Real Estate Division	Self Su	14300	SR Real Property	17378	Real Estate Real Property Fund	10001302	ADRE Real Estate Operations	13	Public Safety Building	581067	Sr-DPW-Building Repair	-28586	-29586
ADM	DPW	ADM-DPW	228875	ADM Real Estate Division	296644	ADM Internal Services	228875	ADM Real Estate Division	Self Su	14300	SR Real Property	17378	Real Estate Real Property Fund	10001302	ADRE Real Estate Operations	15	555 7th Building	581067	Sr-DPW-Building Repair	-8265	-8554
ADM	DPW	ADM-DPW	228875	ADM Real Estate Division	296644	ADM Internal Services	228875	ADM Real Estate Division	Self Su	14300	SR Real Property	17378	Real Estate Real Property Fund	10001302	ADRE Real Estate Operations	17	1 Newhall Building	581067	Sr-DPW-Building Repair	-20000	-20000
ADM	DPW	ADM-DPW	228875	ADM Real Estate Division	296644	ADM Internal Services	228875	ADM Real Estate Division	Self Su	14300	SR Real Property	17378	Real Estate Real Property Fund	10001302	ADRE Real Estate Operations	32	1660 Mission Building	581067	Sr-DPW-Building Repair	0	0
ADM	DPW	ADM-DPW	228875	ADM Real Estate Division	296644	ADM Internal Services	228875	ADM Real Estate Division	Self Su	14300	SR Real Property	17378	Real Estate Real Property Fund	10001302	ADRE Real Estate Operations	33	30 Van Ness Building	581067	Sr-DPW-Building Repair	0	0
ADM	DPW	ADM-DPW	228875	ADM Real Estate Division	296644	ADM Internal Services	228875	ADM Real Estate Division	Self Su	14300	SR Real Property	17378	Real Estate Real Property Fund	10001302	ADRE Real Estate Operations	41	Markets	581067	Sr-DPW-Building Repair	-57551	-59565
ADM	DPW	ADM-DPW	228875	ADM Real Estate Division	296644	ADM Internal Services	228875	ADM Real Estate Division	Self Su	14300	SR Real Property	17378	Real Estate Real Property Fund	10001302	ADRE Real Estate Operations	41	Markets	581068	Sr-DPW-Street Cleaning	-27718	-28688
ADM	DPW	ADM-DPW	228875	ADM Real Estate Division	296644	ADM Internal Services	228875	ADM Real Estate Division	Self Su	14300	SR Real Property	17378	Real Estate Real Property Fund	10001302	ADRE Real Estate Operations	41	Markets	581081	Sr-DPW-Urban Forestry	-5737	-5938
ADM	DPW	ADM-DPW	228875	ADM Real Estate Division	296644	ADM Internal Services	228875	ADM Real Estate Division	Self Su	14300	SR Real Property	17378	Real Estate Real Property Fund	10001302	ADRE Real Estate Operations	52	Soma Dog Park Parking Security	581081	Sr-DPW-Urban Forestry	0	0
ADM	DPW	ADM-DPW	228875	ADM Real Estate Division	296644	ADM Internal Services	228875	ADM Real Estate Division	Self Su	14300	SR Real Property	17378	Real Estate Real Property Fund	10001302	ADRE Real Estate Operations	53	49 South Van Ness Building	581067	Sr-DPW-Building Repair	-41400	-42849
ADM	DPW	ADM-DPW	232178	ADM Fleet Management	296644	ADM Internal Services	232178	ADM Fleet Management	Self Su	27500	ISCSF CENTRAL SHOPS FUNI	10000	Operating	10001625	ADFM Fleet Management	1	Fleet Management Operations	581067	Sr-DPW-Building Repair	-42500	-42500
ADM	DPW	ADM-DPW	232178	ADM Fleet Management	296644	ADM Internal Services	232178	ADM Fleet Management	Self Su	27500	ISCSF CENTRAL SHOPS FUNI	10000	Operating	10001625	ADFM Fleet Management	1	Fleet Management Operations	581068	Sr-DPW-Street Cleaning	-31682	-31682
ADM	DPW	ADM-DPW	232636	DPW OFFMA Deputy	229889	DPW Administration	229881	DPW Dpty Director Fin & Admin	GFS	10040	GF PW Work Order	10002	Interdepartmental-Overhead	10036109	PW ADM IDS	1	Reserves - Project	486030	Exp Rec Fr Admin Svcs (AAO)	2859	2859
ADM	DPW	ADM-DPW	274643	ADM Animal Care And Control	274643	ADM Animal Care And Control			GFS	10000	GF Annual Account Ctrl	10000	Operating	10003084	ADAC Animal Care & Control	1	ACC Operations	581067	Sr-DPW-Building Repair	0	0
ADP	DPW	ADP-DPW	207951	DPW BBR Budgetary	207990	DPW Operations	229822	DPW Building Repair	GFS	10040	GF PW Work Order	10002	Interdepartmental-Overhead	10036110	PW ADP IDS	2	BBR ADP M&R	486050	Exp Rec Fr Adult Probation AAO	10000	10000
ADP	DPW	ADP-DPW	228886	ADP Adult Probation					GFS	10000	GF Annual Account Ctrl	10000	Operating	10001626	AP Administration	1	Administrative Services	581067	Sr-DPW-Building Repair	-10000	-10000
AIR	DPW	AIR-DPW	109654	AIR Finance	109648	AIR Business & Finance	109654	AIR Finance	Self Su	17960	AIR Op Annual Account Ctrl	10000	Operating	10026671	AC Airport Operations	1	AC Airport Operations	581073	Sr-DPW-General Administration	0	0
AIR	DPW	AIR-DPW	109732	AIR Police Bureau	109732	AIR Police Bureau			Self Su	17960	AIR Op Annual Account Ctrl	10000	Operating	10026671	AC Airport Operations	1	AC Airport Operations	581067	Sr-DPW-Building Repair	-10000	-57376
AIR	DPW	AIR-DPW	207951	DPW BBR Budgetary	207990	DPW Operations	229822	DPW Building Repair	GFS	10040	GF PW Work Order	10002	Interdepartmental-Overhead	10036111	PW AIR IDS	2	BBR AIR M&R	486020	Exp Rec Fr Airport (AAO)	0	0
AIR	DPW	AIR-DPW	207951	DPW BBR Budgetary	207990	DPW Operations	229822	DPW Building Repair	GFS	10040	GF PW Work Order	10002	Interdepartmental-Overhead	10036111	PW AIR IDS	3	BBR AIR K9 Operations	486020	Exp Rec Fr Airport (AAO)	10000	57376
ASR	DPW	ASR-DPW	207951	DPW BBR Budgetary	207990	DPW Operations	229822	DPW Building Repair	GFS	10040	GF PW Work Order	10002	Interdepartmental-Overhead	10036113	PW ASR IDS	2	BBR ASR M&R	486070	Exp Rec Fr Assessor (AAO)	0	0
ASR	DPW	ASR-DPW	207957	DPW BSM Budgetary	207988	DPW Infrastructure	229906	DPW Street Use & Mapping	GFS	10040	GF PW Work Order	10002	Interdepartmental-Overhead	10036113	PW ASR IDS	3	BSM ASR Cadastral Mapping	486070	Exp Rec Fr Assessor (AAO)	0	0
ASR	DPW	ASR-DPW	229011	ASR Real Property	229011	ASR Real Property			GFS	10060	GF Work Order	10002	Interdepartmental-Overhead	10032515	AS Real Property Work Order	1	Real Property Work Order	581069	Sr-DPW-Street Use & Mapping	0	0
ASR	DPW	ASR-DPW	229014	ASR Administration	229014	ASR Administration			GFS	10000	GF Annual Account Ctrl	10000	Operating	10001634	AS Administration	1	Administration	581067	Sr-DPW-Building Repair	0	0
ASR	DPW	ASR-DPW	229014	ASR Administration	229014	ASR Administration			GFS	10000	GF Annual Account Ctrl	10000	Operating	10001634	AS Administration	1	Administration	581069	Sr-DPW-Street Use & Mapping	0	0
BOS	DPW	BOS-DPW	207951	DPW BBR Budgetary	207990	DPW Operations	229822	DPW Building Repair	GFS	10040	GF PW Work Order	10002	Interdepartmental-Overhead	10036115	PW BOS IDS	2	BBR BOS M&R	486090	Exp Rec Fr Board Of Supv (AAO)	23696	24526
BOS	DPW	BOS-DPW	229020	BOS Supervisors	229020	BOS Supervisors			GFS	10000	GF Annual Account Ctrl	10000	Operating	10003456	BD Supervisors	1	Supervisors	581067	Sr-DPW-Building Repair	-23697	-24526
CHF	DPW	CHF-DPW	207959	DPW BUF Budgetary	207990	DPW Operations	249642	DPW Urban Forestry	GFS	12770	SR Gas Tax-Annually Budget	10000	Operating	10029979	PW-Tree and Median Maint	1	Median Maintenance	486190	Exp Rec Fr Child;Youth&Fam AAO	0	0
CHF	DPW	CHF-DPW	207959	DPW BUF Budgetary	207990	DPW Operations	249642	DPW Urban Forestry	Self Su	12769	SR Gas Tax Annual Authority	20681	PW BUF - Urban Forestry	10034422	PW Operating	1	PW Operating	486190	Exp Rec Fr Child;Youth&Fam AAO	200000	200000
CHF	DPW	CHF-DPW	229218	CHF Children;Youth & Families					Self Su	11190	SR Children and Youth	20117	CH Youth Workforce Development	10001640	CH CYF-Eligible Services	7000	CYF Eligible - General	581081	Sr-DPW-Urban Forestry	-200000	-200000
CPC	DPW	CPC-DPW	207957	DPW BSM Budgetary	207988	DPW Infrastructure	229906	DPW Street Use & Mapping	GFS	10040	GF PW Work Order	10002	Interdepartmental-Overhead	10036122	PW CPC IDS	3	BSM CPC Conditional Use Survey	486230	Exp Rec Fr City Planning (AAO)	5000	5000
CPC	DPW	CPC-DPW	229234	CPC Citywide Planning	229234	CPC Citywide Planning			GFS	10000	GF Annual Account Ctrl	10000	Operating	10001647	CP Citywide Planning	21	IDS-DPW BART Station Bldg	581073	Sr-DPW-General Administration	0	0
CPC	DPW	CPC-DPW	229235	CPC Current Planning	229235	CPC Current Planning			GFS	10000	GF Annual Account Ctrl	10000	Operating	10001648	CP Current Planning	1	CP Current Planning	581069	Sr-DPW-Street Use & Mapping	-5000	-5000
CPC	DPW	CPC-DPW	229236	CPC Administration	229236	CPC Administration			GFS	10000	GF Annual Account Ctrl	10000	Operating	10001645	CP Administration	1	CP Administration	581073	Sr-DPW-General Administration	-41626	-41626
CPC	DPW	CPC-DPW	232636	DPW OFFMA Deputy	229889	DPW Administration	229881	DPW Dpty Director Fin & Admin	GFS	10040	GF PW Work Order	10002	Interdepartmental-Overhead	10036122	PW CPC IDS	1	Reserves - Project	486230	Exp Rec Fr City Planning (AAO)	41626	41626
CPC	DPW	CPC-DPW	232636	DPW OFFMA Deputy	229889	DPW Administration	229881	DPW Dpty Director Fin & Admin	GFS	10040	GF PW Work Order	10002	Interdepartmental-Overhead	10036122	PW CPC IDS	2	GEN CPC Bart Station	486230	Exp Rec Fr City Planning (AAO)	0	0
CPC	DPW	CPC-DPW	232636	DPW OFFMA Deputy	229889	DPW Administration	229881	DPW Dpty Director Fin & Admin	GFS	10040	GF PW Work Order	10002	Interdepartmental-Overhead	10036122	PW CPC IDS	4	GEN CPC Admin CEQA	486230	Exp Rec Fr City Planning (AAO)	36669	36669
DAT	DPW	DAT-DPW	207951	DPW BBR Budgetary	207990	DPW Operations	229822	DPW Building Repair	GFS	10040	GF PW Work Order	10002	Interdepartmental-Overhead	10036127	PW DAT IDS	2	BBR DAT M&R	486270	Exp Rec Fr Distrct Attorny AAO	5000	5175
DAT	DPW	DAT-DPW	229313	DAT District Attorney					GFS	10000	GF Annual Account Ctrl	10000	Operating	10001774	DA Prosecution	1	Prosecution	581067	Sr-DPW-Building Repair	-5000	-5000
DBI	DPW	DBI-DPW	207948	DBI IS Inspection Services-Gen	109736	DBI Inspection Services	207948	DBI IS Inspection Services-Gen	Self Su	10190	SR BIF Operating Project	10000	Operating	10001656	BI Building Inspection Service	1	Building Inspection Services	581067	Sr-DPW-Building Repair	0	0
DBI	DPW	DBI-DPW	207949	DBI PS Permit Services-Gen	229344	DBI Permit Services	207949	DBI PS Permit Services-Gen	Self Su	10190	SR BIF Operating Project	10000	Operating	10001658	BI Plan Review Services	1	Plan Review Services	581067	Sr-DPW-Building Repair	0	0
DBI	DPW	DBI-DPW	207951	DPW BBR Budgetary	207990	DPW Operations	229822	DPW Building Repair	GFS	10040	GF PW Work Order	10002	Interdepartmental-Overhead	10036128	PW DBI IDS	2	BBR DBI Inspection Svcs M&R	486110	Exp Rec Fr Bldg Inspection AAO	0	0
DBI	DPW	DBI-DPW	207951	DPW BBR Budgetary	207990	DPW Operations	229822	DPW Building Repair	GFS	10040	GF PW Work Order	10002	Interdepartmental-Overhead	10036128	PW DBI IDS	3	BBR DBI Plan Review M&R	486110	Exp Rec Fr Bldg Inspection AAO	0	0
DBI	DPW	DBI-DPW	207951	DPW BBR Budgetary	207990	DPW Operations	229822	DPW Building Repair	GFS	10040	GF PW Work Order	10002	Interdepartmental-Overhead	10036128	PW DBI IDS	4	BBR DBI Admin M&R	486110	Exp Rec Fr Bldg Inspection AAO	0	0
DBI	DPW	DBI-DPW	229320	DBI ADM Administration-Gen	229318	DBI AdminIstration	229320	DBI ADM Administration-Gen	Self Su	10190	SR BIF Operating Project	10000	Operating	10001655	BI Administration/General	1	Administration/General	581067	Sr-DPW-Building Repair	0	0
DBI	DPW	DBI-DPW	229320	DBI ADM Administration-Gen	229318	DBI AdminIstration	229320	DBI ADM Administration-Gen	Self Su	10190	SR BIF Operating Project	10000	Operating	10001655	BI Administration/General	1	Administration/General	581073	Sr-DPW-General Administration	-156096	-156096
DBI	DPW	DBI-DPW	232636	DPW OFFMA Deputy	229889	DPW Administration	229881	DPW Dpty Director Fin & Admin	GFS	10040	GF PW Work Order	10002	Interdepartmental-Overhead	10036128	PW DBI IDS	5	GEN DBI Housing Delivery	486110	Exp Rec Fr Bldg Inspection AAO	156096	156096

15.20.012 3.b.2. Interdepartmental Services Balancing – Detail Level - 2.22.21

Requesting Dept	Performing Dept	Department Pair	Department Code	Department Title	Division Code	Division Title	Section Code	Section Description	GFS Type	Fund Code	Fund Title	Authority Code	Authority Title	Project Code	Project Title	Activity Code	Activity Title	Account Code	Account Title	BY Amt - Dept	BY+1 Amt - Dept Request
DEM	DPW	DEM-DPW	207951	DPW BBR Budgetary	207990	DPW Operations	229822	DPW Building Repair	GFS	10040	GF PW Work Order	10002	Interdepartmental-Overhead	10036129	PW DEM IDS	2	BBR DEM M&R	486290	Exp Rec Fr Emergency Comm Dept	118804	122962
DEM	DPW	DEM-DPW	229985	DEM Administration	229985	DEM Administration			GFS	10000	GF Annual Account Ctrl	10000	Operating	10001776	EM DEM ADMINISTRATION	1	DEM Administration	581067	Sr-DPW-Building Repair	-118803	-118803
DPH	DPW	DPH-DPW	190644	HAD DPH Admin Finance	251961	HAD Public Health Admin	190644	HAD DPH Admin Finance	GFS	10000	GF Annual Account Ctrl	10000	Operating	10026707	HA Office of Vital Records	1	Vital Records	581067	Sr-DPW-Building Repair	0	0
DPH	DPW	DPH-DPW	207950	DPW BDC Budgetary	207989	DPW Buildings	229802	DPW Building Desgn & Construct	GFS	10040	GF PW Work Order	10002	Interdepartmental-Overhead	10036131	PW DPH IDS	2	BDC HGH Acute Care Rollup	486380	Exp Rec Fr Sf Gen Hospital AAO	909270	909270
DPH	DPW	DPH-DPW	207951	DPW BBR Budgetary	207990	DPW Operations	229822	DPW Building Repair	GFS	10040	GF PW Work Order	10002	Interdepartmental-Overhead	10036131	PW DPH IDS	2	BDC HGH Acute Care Rollup	486380	Exp Rec Fr Sf Gen Hospital AAO	412389	426823
DPH	DPW	DPH-DPW	207951	DPW BBR Budgetary	207990	DPW Operations	229822	DPW Building Repair	GFS	10040	GF PW Work Order	10002	Interdepartmental-Overhead	10036131	PW DPH IDS	3	BBR HBH Substance Use Disorder	486370	Exp Rec Fr Comm Health Svc AAO	12319	12750
DPH	DPW	DPH-DPW	207951	DPW BBR Budgetary	207990	DPW Operations	229822	DPW Building Repair	GFS	10040	GF PW Work Order	10002	Interdepartmental-Overhead	10036131	PW DPH IDS	4	BBR HLH OP-Facility Services	486390	Exp Rec Fr Laguna Honda AAO	475575	492220
DPH	DPW	DPH-DPW	207951	DPW BBR Budgetary	207990	DPW Operations	229822	DPW Building Repair	GFS	10040	GF PW Work Order	10002	Interdepartmental-Overhead	10036131	PW DPH IDS	5	BBR HAD DPH Admin BldgOps	486370	Exp Rec Fr Comm Health Svc AAO	141905	146872
DPH	DPW	DPH-DPW	207951	DPW BBR Budgetary	207990	DPW Operations	229822	DPW Building Repair	GFS	10040	GF PW Work Order	10002	Interdepartmental-Overhead	10036131	PW DPH IDS	6	BBR HJH Jail Health	486370	Exp Rec Fr Comm Health Svc AAO	70928	73410
DPH	DPW	DPH-DPW	210654	HGH Acute Care Rollup	242641	HGH Zuckerberg SF General	251960	HGH Finance	GFS	21080	SFGH-Op Annual Account Ct	10000	Operating	10001834	HG HOSPITAL BUDGET_ROLL	1	9990 ACUTE CARE ROLLUP	581066	Sr-DPW-Architecture	-909270	-909270
DPH	DPW	DPH-DPW	210654	HGH Acute Care Rollup	242641	HGH Zuckerberg SF General	251960	HGH Finance	GFS	21080	SFGH-Op Annual Account Ct	10000	Operating	10001834	HG HOSPITAL BUDGET_ROLL	1	9990 ACUTE CARE ROLLUP	581067	Sr-DPW-Building Repair	-412389	-426823
DPH	DPW	DPH-DPW	240646	HBH Substance Use Disorder	207703	HBH Behavioral Health	240646	HBH Substance Use Disorder	GFS	10000	GF Annual Account Ctrl	10000	Operating	10001681	HB SUD - Community Care	3	SUDS Community Care	581067	Sr-DPW-Building Repair	-12319	-12750
DPH	DPW	DPH-DPW	251851	HLH OP-Facility Services	240649	HLH Laguna Honda Hospital	251983	HLH Operations Division	GFS	21490	LHH-Op Annual Account Ctrl	10000	Operating	10001952	HL SNF General	11	Plant Operations	581067	Sr-DPW-Building Repair	-475575	-492220
DPH	DPW	DPH-DPW	251892	HPC Primary Care Admin	240642	HPC Primary Care	251892	HPC Primary Care Admin	GFS	10000	GF Annual Account Ctrl	10000	Operating	10001992	HC AD Centralized Admin	2	Health Centers Admin	581067	Sr-DPW-Building Repair	0	0
DPH	DPW	DPH-DPW	251917	HAD DPH Admin MIS	251961	HAD Public Health Admin	251917	HAD DPH Admin MIS	GFS	10010	GF Annual Authority Ctrl	17077	HC Centralized It	10023255	HA Centralized IT	2	Centralized IT-Infrastr Oper	581067	Sr-DPW-Building Repair	0	0
DPH	DPW	DPH-DPW	251921	HAD DPH Admin BldgOps	251961	HAD Public Health Admin	251921	HAD DPH Admin BldgOps	GFS	10000	GF Annual Account Ctrl	10000	Operating	10001783	HA DPH Admin BldgOps	1	Facilities Mgmt	581067	Sr-DPW-Building Repair	-141905	-146872
DPH	DPW	DPH-DPW	251973	HJH Jail Health	251973	HJH Jail Health			GFS	10000	GF Annual Account Ctrl	10000	Operating	10026702	DPH Ambu Care - Forensics	1	JAIL HEALTH	581067	Sr-DPW-Building Repair	-70928	-70928
DPW	ADM	DPW-ADM	207652	ADM Labor Standards	296645	ADM City Administrator Prog	207652	ADM Labor Standards	GFS	10000	GF Annual Account Ctrl	10000	Operating	10003086	ADLS Labor Standards	1	Labor Standards Operations	486560	Exp Rec Fr Public Works (AAO)	339660	339660
DPW	ADM	DPW-ADM	207652	ADM Labor Standards	296645	ADM City Administrator Prog	207652	ADM Labor Standards	GFS	10000	GF Annual Account Ctrl	10000	Operating	10003086	ADLS Labor Standards	1	Labor Standards Operations	487150	Exp Rec Fr Publc Work NonAAO	0	0
DPW	ADM	DPW-ADM	207721	DPW Dpty Dir of Buildings	207989	DPW Buildings	207721	DPW Dpty Dir of Buildings	Self St	13920	SR PW-Overhead	20677	PW GEN - General Admin	10029981	PW-Overhead	1	PW-Dept Overhead	581083	ADM-Real Estate 49 SVN Rent	-11153	-11153
DPW	ADM	DPW-ADM	207729	DPW DO Director	229889	DPW Administration	207728	DPW Director's Office	Self St	13920	SR PW-Overhead	20677	PW GEN - General Admin	10029981	PW-Overhead	1	PW-Dept Overhead	581083	ADM-Real Estate 49 SVN Rent	-480184	-480184
DPW	ADM	DPW-ADM	207729	DPW DO Director	229889	DPW Administration	207728	DPW Director's Office	Self St	13920	SR PW-Overhead	20677	PW GEN - General Admin	10029981	PW-Overhead	1	PW-Dept Overhead	581710	Is-Purch-Centrl Shop-AutoMaint	-11287	-11287
DPW	ADM	DPW-ADM	207729	DPW DO Director	229889	DPW Administration	207728	DPW Director's Office	Self St	13920	SR PW-Overhead	20677	PW GEN - General Admin	10029981	PW-Overhead	1	PW-Dept Overhead	581730	Is-Purch-Vehicle Leasing (AAO)	0	0
DPW	ADM	DPW-ADM	207729	DPW DO Director	229889	DPW Administration	207728	DPW Director's Office	Self St	13920	SR PW-Overhead	20677	PW GEN - General Admin	10029981	PW-Overhead	1	PW-Dept Overhead	581740	Is-Purch-Centrl Shop-FuelStock	-2839	-2839
DPW	ADM	DPW-ADM	207729	DPW DO Director	229889	DPW Administration	207728	DPW Director's Office	Self St	13920	SR PW-Overhead	20677	PW GEN - General Admin	10029981	PW-Overhead	1	PW-Dept Overhead	581750	GF-Purch-General Office	-401436	-401436
DPW	ADM	DPW-ADM	207729	DPW DO Director	229889	DPW Administration	207728	DPW Director's Office	Self St	13920	SR PW-Overhead	20677	PW GEN - General Admin	10029981	PW-Overhead	1	PW-Dept Overhead	581790	GF-Purch-Mail Services	0	0
DPW	ADM	DPW-ADM	207729	DPW DO Director	229889	DPW Administration	207728	DPW Director's Office	Self St	13920	SR PW-Overhead	20677	PW GEN - General Admin	10029981	PW-Overhead	1	PW-Dept Overhead	581820	Is-Purch-Reproduction	-83041	-83041
DPW	ADM	DPW-ADM	207950	DPW BDC Budgetary	207989	DPW Buildings	229802	DPW Building Desgn & Construct	GFS	10040	GF PW Work Order	10002	Interdepartmental-Overhead	10016163	PW Work Order Budget	2	PW Work Order Budget	581170	GF-Risk Management Svcs (AAO)	0	0
DPW	ADM	DPW-ADM	207950	DPW BDC Budgetary	207989	DPW Buildings	229802	DPW Building Desgn & Construct	Self St	13920	SR PW-Overhead	10002	Interdepartmental-Overhead	10029981	PW-Overhead	2	PW-Bureau Overhead	581065	Adm-Real Estate Special Svcs	0	0
DPW	ADM	DPW-ADM	207950	DPW BDC Budgetary	207989	DPW Buildings	229802	DPW Building Desgn & Construct	Self St	13920	SR PW-Overhead	10002	Interdepartmental-Overhead	10029981	PW-Overhead	2	PW-Bureau Overhead	581410	GF-GSA-Facilities Mgmt Svcs	0	0
DPW	ADM	DPW-ADM	207950	DPW BDC Budgetary	207989	DPW Buildings	229802	DPW Building Desgn & Construct	Self St	13920	SR PW-Overhead	10002	Interdepartmental-Overhead	10029981	PW-Overhead	2	PW-Bureau Overhead	581500	GF-Human Rights Commission	0	0
DPW	ADM	DPW-ADM	207950	DPW BDC Budgetary	207989	DPW Buildings	229802	DPW Building Desgn & Construct	Self St	13920	SR PW-Overhead	10002	Interdepartmental-Overhead	10029981	PW-Overhead	2	PW-Bureau Overhead	581650	Leases Paid To Real Estate	0	0
DPW	ADM	DPW-ADM	207950	DPW BDC Budgetary	207989	DPW Buildings	229802	DPW Building Desgn & Construct	Self St	13920	SR PW-Overhead	10002	Interdepartmental-Overhead	10029981	PW-Overhead	2	PW-Bureau Overhead	581710	Is-Purch-Centrl Shop-AutoMaint	0	0
DPW	ADM	DPW-ADM	207950	DPW BDC Budgetary	207989	DPW Buildings	229802	DPW Building Desgn & Construct	Self St	13920	SR PW-Overhead	10002	Interdepartmental-Overhead	10029981	PW-Overhead	2	PW-Bureau Overhead	581730	Is-Purch-Vehicle Leasing (AAO)	0	0
DPW	ADM	DPW-ADM	207950	DPW BDC Budgetary	207989	DPW Buildings	229802	DPW Building Desgn & Construct	Self St	13920	SR PW-Overhead	10002	Interdepartmental-Overhead	10029981	PW-Overhead	2	PW-Bureau Overhead	581740	Is-Purch-Centrl Shop-FuelStock	0	0
DPW	ADM	DPW-ADM	207950	DPW BDC Budgetary	207989	DPW Buildings	229802	DPW Building Desgn & Construct	Self St	13920	SR PW-Overhead	10002	Interdepartmental-Overhead	10029981	PW-Overhead	2	PW-Bureau Overhead	581780	OCA-Labor Standard Enforcement	0	0
DPW	ADM	DPW-ADM	207950	DPW BDC Budgetary	207989	DPW Buildings	229802	DPW Building Desgn & Construct	Self St	13920	SR PW-Overhead	10002	Interdepartmental-Overhead	10029981	PW-Overhead	2	PW-Bureau Overhead	581790	GF-Purch-Mail Services	0	0
DPW	ADM	DPW-ADM	207950	DPW BDC Budgetary	207989	DPW Buildings	229802	DPW Building Desgn & Construct	Self St	13920	SR PW-Overhead	10002	Interdepartmental-Overhead	10029981	PW-Overhead	2	PW-Bureau Overhead	581810	Is-GSA-Flet Pol-CarsHRe Vehcle	0	0
DPW	ADM	DPW-ADM	207950	DPW BDC Budgetary	207989	DPW Buildings	229802	DPW Building Desgn & Construct	Self St	13920	SR PW-Overhead	10002	Interdepartmental-Overhead	10029981	PW-Overhead	2	PW-Bureau Overhead	581820	Is-Purch-Reproduction	0	0
DPW	ADM	DPW-ADM	207950	DPW BDC Budgetary	207989	DPW Buildings	229802	DPW Building Desgn & Construct	Self St	13920	SR PW-Overhead	10002	Interdepartmental-Overhead	10029981	PW-Overhead	2	PW-Bureau Overhead	581920	GF-HRc Surety Bond	0	0
DPW	ADM	DPW-ADM	207950	DPW BDC Budgetary	207989	DPW Buildings	229802	DPW Building Desgn & Construct	Self St	13920	SR PW-Overhead	20675	PW BDC - Building Dsgn & Const	10029981	PW-Overhead	2	PW-Bureau Overhead	581065	Adm-Real Estate Special Svcs	-3227	-3227
DPW	ADM	DPW-ADM	207950	DPW BDC Budgetary	207989	DPW Buildings	229802	DPW Building Desgn & Construct	Self St	13920	SR PW-Overhead	20675	PW BDC - Building Dsgn & Const	10029981	PW-Overhead	2	PW-Bureau Overhead	581083	ADM-Real Estate 49 SVN Rent	-2239730	-2239730
DPW	ADM	DPW-ADM	207950	DPW BDC Budgetary	207989	DPW Buildings	229802	DPW Building Desgn & Construct	Self St	13920	SR PW-Overhead	20675	PW BDC - Building Dsgn & Const	10029981	PW-Overhead	2	PW-Bureau Overhead	581170	GF-Risk Management Svcs (AAO)	-17740	-17740
DPW	ADM	DPW-ADM	207950	DPW BDC Budgetary	207989	DPW Buildings	229802	DPW Building Desgn & Construct	Self St	13920	SR PW-Overhead	20675	PW BDC - Building Dsgn & Const	10029981	PW-Overhead	2	PW-Bureau Overhead	581410	GF-GSA-Facilities Mgmt Svcs	-69730	-69730
DPW	ADM	DPW-ADM	207950	DPW BDC Budgetary	207989	DPW Buildings	229802	DPW Building Desgn & Construct	Self St	13920	SR PW-Overhead	20675	PW BDC - Building Dsgn & Const	10029981	PW-Overhead	2	PW-Bureau Overhead	581500	GF-Human Rights Commission	-480701	-480701
DPW	ADM	DPW-ADM	207950	DPW BDC Budgetary	207989	DPW Buildings	229802	DPW Building Desgn & Construct	Self St	13920	SR PW-Overhead	20675	PW BDC - Building Dsgn & Const	10029981	PW-Overhead	2	PW-Bureau Overhead	581650	Leases Paid To Real Estate	0	0
DPW	ADM	DPW-ADM	207950	DPW BDC Budgetary	207989	DPW Buildings	229802	DPW Building Desgn & Construct	Self St	13920	SR PW-Overhead	20675	PW BDC - Building Dsgn & Const	10029981	PW-Overhead	2	PW-Bureau Overhead	581710	Is-Purch-Centrl Shop-AutoMaint	-51740	-51740
DPW	ADM	DPW-ADM	207950	DPW BDC Budgetary	207989	DPW Buildings	229802	DPW Building Desgn & Construct	Self St	13920	SR PW-Overhead	20675	PW BDC - Building Dsgn & Const	10029981	PW-Overhead	2	PW-Bureau Overhead	581730	Is-Purch-Vehicle Leasing (AAO)	0	0
DPW	ADM	DPW-ADM	207950	DPW BDC Budgetary	207989	DPW Buildings	229802	DPW Building Desgn & Construct	Self St	13920	SR PW-Overhead	20675	PW BDC - Building Dsgn & Const	10029981	PW-Overhead	2	PW-Bureau Overhead	581740	Is-Purch-Centrl Shop-FuelStock	-15715	-15715
DPW	ADM	DPW-ADM	207950	DPW BDC Budgetary	207989	DPW Buildings	229802	DPW Building Desgn & Construct	Self St	13920	SR PW-Overhead	20675	PW BDC - Building Dsgn & Const	10029981	PW-Overhead	2	PW-Bureau Overhead	581780	OCA-Labor Standard Enforcement	-194830	-194830
DPW	ADM	DPW-ADM	207950	DPW BDC Budgetary	207989	DPW Buildings	229802	DPW Building Desgn & Construct	Self St	13920	SR PW-Overhead	20675	PW BDC - Building Dsgn & Const	10029981	PW-Overhead	2	PW-Bureau Overhead	581790	GF-Purch-Mail Services	0	0
DPW	ADM	DPW-ADM	207950	DPW BDC Budgetary	207989	DPW Buildings	229802	DPW Building Desgn & Construct	Self St	13920	SR PW-Overhead	20675	PW BDC - Building Dsgn & Const	10029981	PW-Overhead	2	PW-Bureau Overhead	581810	Is-GSA-Flet Pol-CarsHRe Vehcle	0	0
DPW	ADM	DPW-ADM	207950	DPW BDC Budgetary	207989	DPW Buildings	229802	DPW Building Desgn & Construct	Self St	13920	SR PW-Overhead	20675	PW BDC - Building Dsgn & Const	10029981	PW-Overhead	2	PW-Bureau Overhead	581820	Is-Purch-Reproduction	-83514	-83514
DPW	ADM	DPW-ADM	207950	DPW BDC Budgetary	207989	DPW Buildings	229802	DPW Building Desgn & Construct	Self St	13920	SR PW-Overhead	20675	PW BDC - Building Dsgn & Const	10029981	PW-Overhead	2	PW-Bureau Overhead	581920	GF-HRc Surety Bond	-130350	-130350
DPW	ADM	DPW-ADM	207951	DPW BBR Budgetary	207990	DPW Operations	229822	DPW Building Repair	GFS	10000	GF Annual Account Ctrl	10000	Operating	10029976	PW-Bldg and Plaza Maint	1	PW-All Activities	581065	Adm-Real Estate Special Svcs	0	0
DPW	ADM	DPW-ADM	207951	DPW BBR Budgetary	207990	DPW Operations	229822	DPW Building Repair	GFS	10000	GF Annual Account Ctrl	10000	Operating	10029976	PW-Bldg and Plaza Maint	1	PW-All Activities	581710	Is-Purch-Centrl Shop-AutoMaint	0	0
DPW	ADM	DPW-ADM	207951	DPW BBR Budgetary	207990	DPW Operations	229822	DPW Building Repair	GFS	10000	GF Annual Account Ctrl	10000	Operating	10029976	PW-Bldg and Plaza Maint	1	PW-All Activities	581730	Is-Purch-Vehicle Leasing (AAO)	0	0
DPW	ADM	DPW-ADM	207951	DPW BBR Budgetary	207990	DPW Operations	229822	DPW Building Repair	GFS	10000	GF Annual Account Ctrl	10000	Operating	10029976	PW-Bldg and Plaza Maint	1	PW-All Activities	581740	Is-Purch-Centrl Shop-FuelStock	0	0
DPW	ADM	DPW-ADM	207951	DPW BBR Budgetary	207990	DPW Operations	229822	DPW Building Repair	GFS	10000	GF Annual Account Ctrl	10000	Operating	10029976	PW-Bldg and Plaza Maint	1	PW-All Activities	581810	Is-GSA-Flet Pol-CarsHRe Vehcle	0	0
DPW	ADM	DPW-ADM	207951	DPW BBR Budgetary	207990	DPW Operations	229822	DPW Building Repair	GFS	10000	GF Annual Account Ctrl	20676	PW BBR - Building Repair	10034422	PW Operating	1	PW Operating	581065	Adm-Real Estate Special Svcs	-18789	-18789
DPW	ADM	DPW-ADM	207951	DPW BBR Budgetary	207990	DPW Operations	229822	DPW Building Repair	GFS	10000	GF Annual Account Ctrl	20676	PW BBR - Building Repair	10034422	PW Operating	1	PW Operating	581710	Is-Purch-Centrl Shop-AutoMaint	-45329	-45329
DPW	ADM	DPW-ADM	207951	DPW BBR Budgetary	207990	DPW Operations	229822	DPW Building Repair	GFS	10000	GF Annual Account Ctrl	20676	PW BBR - Building Repair	10034422	PW Operating	1	PW Operating	581730	Is-Purch-Vehicle Leasing (AAO)	0	0
DPW	ADM	DPW-ADM	207951	DPW BBR Budgetary	207990	DPW Operations	229822	DPW Building Repair	GFS	10000	GF Annual Account Ctrl	20676	PW BBR - Building Repair	10034422	PW Operating	1	PW Operating	581740	Is-Purch-Centrl Shop-FuelStock	-104389	-104389
DPW	ADM	DPW-ADM	207951	DPW BBR Budgetary	207990	DPW Operations	229822	DPW Building Repair	GFS	10000	GF Annual Account Ctrl	20676	PW BBR - Building Repair	10034422	PW Operating	1	PW Operating	581810	Is-GSA-Flet Pol-CarsHRe Vehcle	0	0
DPW	ADM	DPW-ADM	207951	DPW BBR Budgetary	207990	DPW Operations	229822	DPW Building Repair	Self St	13920	SR PW-Overhead	10002	Interdepartmental-Overhead	10029981	PW-Overhead	2	PW-Bureau Overhead	581710	Is-Purch-Centrl Shop-AutoMaint	0	0
DPW	ADM	DPW-ADM	207951	DPW BBR Budgetary	207990	DPW Operations	229822	DPW Building Repair	Self St	13920	SR PW-Overhead	10002	Interdepartmental-Overhead	10029981	PW-Overhead	2	PW-Bureau Overhead	581820	Is-Purch-Reproduction	0	0
DPW	ADM	DPW-ADM	207951	DPW BBR Budgetary	207990	DPW Operations	229822	DPW Building Repair	Self St	13920	SR PW-Overhead	20676	PW BBR - Building Repair	10029981	PW-Overhead	2	PW-Bureau Overhead	581710	Is-Purch-Centrl Shop-AutoMaint	-201302	-201302
DPW	ADM	DPW-ADM	207951	DPW BBR Budgetary	207990	DPW Operations	229822	DPW Building Repair	Self St	13920	SR PW-Overhead	20676	PW BBR - Building Repair	10029981	PW-Overhead	2	PW-Bureau Overhead	581820	Is-Purch-Reproduction	-1809	-1809
DPW	ADM	DPW-ADM	207954	DPW IDC Budgetary	207988	DPW Infrastructure	229863	DPW Infrastcr Desgn & Const	Self St	13920	SR PW-Overhead	10002	Interdepartmental-Overhead	10029981	PW-Overhead	2	PW-Bureau Overhead	581065	Adm-Real Estate Special Svcs	0	0
DPW	ADM	DPW-ADM	207954	DPW IDC Budgetary	207988	DPW Infrastructure	229863	DPW Infrastcr Desgn & Const	Self St	13920	SR PW-Overhead	10002	Interdepartmental-Overhead	10029981	PW-Overhead	2	PW-Bureau Overhead	581083	ADM-Real Estate 49 SVN Rent	0	0
DPW	ADM	DPW-ADM	207954	DPW IDC Budgetary	207988	DPW Infrastructure	229863	DPW Infrastcr Desgn & Const	Self St	13920	SR PW-Overhead	10002	Interdepartmental-Overhead	10029981	PW-Overhead	2	PW-Bureau Overhead	581410	GF-GSA-Facilities Mgmt Svcs	0	0
DPW	ADM	DPW-ADM	207954	DPW IDC Budgetary	207988	DPW Infrastructure	229863	DPW Infrastcr Desgn & Const	Self St	13920	SR PW-Overhead	10002	Interdepartmental-Overhead	10029981	PW-Overhead	2	PW-Bureau Overhead	581500	GF-Human Rights Commission	0	0
DPW	ADM	DPW-ADM	207954	DPW IDC Budgetary	207988	DPW Infrastructure	229863	DPW Infrastcr Desgn & Const	Self St	13920	SR PW-Overhead	10002	Interdepartmental-Overhead	10029981	PW-Overhead	2	PW-Bureau Overhead	581650	Leases Paid To Real Estate	0	0
DPW	ADM	DPW-ADM	207954	DPW IDC Budgetary	207988	DPW Infrastructure	229863	DPW Infrastcr Desgn & Const	Self St	13920	SR PW-Overhead	10002	Interdepartmental-Overhead	10029981	PW-Overhead	2	PW-Bureau Overhead	581710	Is-Purch-Centrl Shop-AutoMaint	0	0
DPW	ADM	DPW-ADM	207954	DPW IDC Budgetary	207988	DPW Infrastructure	229863	DPW Infrastcr Desgn & Const	Self St	13920	SR PW-Overhead	10002	Interdepartmental-Overhead	10029981	PW-Overhead	2	PW-Bureau Overhead	581730	Is-Purch-Vehicle Leasing (AAO)	0	0
DPW	ADM	DPW-ADM	207954	DPW IDC Budgetary	207988	DPW Infrastructure	229863	DPW Infrastcr Desgn & Const	Self St	13920	SR PW-Overhead	10002	Interdepartmental-Overhead	10029981	PW-Overhead	2	PW-Bureau Overhead	581740	Is-Purch-Centrl Shop-FuelStock	0	0
DPW	ADM	DPW-ADM	207954	DPW IDC Budgetary	207988	DPW Infrastructure	229863	DPW Infrastcr Desgn & Const	Self St	13920	SR PW-Overhead	10002	Interdepartmental-Overhead	10029981	PW-Overhead	2	PW-Bureau Overhead	581780	OCA-Labor Standard Enforcement	0	0
DPW	ADM	DPW-ADM	207954	DPW IDC Budgetary	207988	DPW Infrastructure	229863	DPW Infrastcr Desgn & Const	Self St	13920	SR PW-Overhead	10002	Interdepartmental-Overhead	10029981	PW-Overhead	2	PW-Bureau Overhead	581790	GF-Purch-Mail Services	0	0
DPW	ADM	DPW-ADM	207954	DPW IDC Budgetary	207988	DPW Infrastructure	229863	DPW Infrastcr Desgn & Const	Self St	13920	SR PW-Overhead	10002	Interdepartmental-Overhead	10029981	PW-Overhead	2	PW-Bureau Overhead	581810	Is-GSA-Flet Pol-CarsHRe Vehcle	0	0
DPW	ADM	DPW-ADM	207954	DPW IDC Budgetary	207988	DPW Infrastructure	229863	DPW Infrastcr Desgn & Const	Self St	13920	SR PW-Overhead	10002	Interdepartmental-Overhead	10029981	PW-Overhead	2	PW-Bureau Overhead	581820	Is-Purch-Reproduction	0	0
DPW	ADM	DPW-ADM	207954	DPW IDC Budgetary	207988	DPW Infrastructure	229863	DPW Infrastcr Desgn & Const	Self St	13920	SR PW-Overhead	10002	Interdepartmental-Overhead	10029981	PW-Overhead	2	PW-Bureau Overhead	581890	GF-Rent Paid To Real Estate	0	0
DPW	ADM	DPW-ADM	207954	DPW IDC Budgetary	207988	DPW Infrastructure	229863	DPW Infrastcr Desgn & Const	Self St	13920	SR PW-Overhead	10002	Interdepartmental-Overhead	10029981	PW-Overhead	2	PW-Bureau Overhead	581920	GF-HRc Surety Bond	0	0
DPW	ADM	DPW-ADM	207954	DPW IDC Budgetary	207988	DPW Infrastructure	229863	DPW Infrastcr Desgn & Const	Self St	13920	SR PW-Overhead	20678	PW IDC - Infra Dsgn & Const	10029981	PW-Overhead	2	PW-Bureau Overhead	581065	Adm-Real Estate Special Svcs	0	0
DPW	ADM	DPW-ADM	207954	DPW IDC Budgetary	207988	DPW Infrastructure	229863	DPW Infrastcr Desgn & Const	Self St	13920	SR PW-Overhead	20678	PW IDC - Infra Dsgn & Const	10029981	PW-Overhead	2	PW-Bureau Overhead	581083	ADM-Real Estate 49 SVN Rent	-5000339	-5000339
DPW	ADM	DPW-ADM	207954	DPW IDC Budgetary	207988	DPW Infrastructure	229863	DPW Infrastcr Desgn & Const	Self St	13920	SR PW-Overhead	20678	PW IDC - Infra Dsgn & Const	10029981	PW-Overhead	2	PW-Bureau Overhead	581410	GF-GSA-Facilities Mgmt Svcs	0	0
DPW	ADM	DPW-ADM	207954	DPW IDC Budgetary	207988	DPW Infrastructure	229863	DPW Infrastcr Desgn & Const	Self St	13920	SR PW-Overhead	20678	PW IDC - Infra Dsgn & Const	10029981	PW-Overhead	2	PW-Bureau Overhead	581500	GF-Human Rights Commission	-480703	-480703
DPW	ADM	DPW-ADM	207954	DPW IDC Budgetary	207988	DPW Infrastructure	229863	DPW Infrastcr Desgn & Const	Self St	13920	SR PW-Overhead	20678	PW IDC - Infra Dsgn & Const	10029981	PW-Overhead	2	PW-Bureau Overhead	581650	Leases Paid To Real Estate	-40911	-40911
DPW	ADM	DPW-ADM	207954	DPW IDC Budgetary	207988	DPW Infrastructure	229863	DPW Infrastcr Desgn & Const	Self St	13920	SR PW-Overhead	20678	PW IDC - Infra Dsgn & Const	10029981	PW-Overhead	2	PW-Bureau Overhead	581710	Is-Purch-Centrl Shop-AutoMaint	-64950	-64950

15.20.012 3.b.2. Interdepartmental Services Balancing – Detail Level - 2.22.21

Requesting Dept	Performing Dept	Department Pair	Department Code	Department Title	Division Code	Division Title	Section Code	Section Description	GFS Type	Fund Code	Fund Title	Authority Code	Authority Title	Project Code	Project Title	Activity Code	Activity Title	Account Code	Account Title	BY Amt - Dept	BY+1 Amt - Dept Request
DPW	ADM	DPW-ADM	207954	DPW IDC Budgetary	207988	DPW Infrastructure	229863	DPW Infrastcr Desgn & Const	Self Su	13920	SR PW-Overhead	20678	PW IDC - Infra Dsgn & Const	10029981	PW-Overhead	2	PW-Bureau Overhead	581730	Is-Purch-Vehicle Leasing (AAO)	0	0
DPW	ADM	DPW-ADM	207954	DPW IDC Budgetary	207988	DPW Infrastructure	229863	DPW Infrastcr Desgn & Const	Self Su	13920	SR PW-Overhead	20678	PW IDC - Infra Dsgn & Const	10029981	PW-Overhead	2	PW-Bureau Overhead	581740	Is-Purch-Centrl Shop-FuelStock	-21213	-21213
DPW	ADM	DPW-ADM	207954	DPW IDC Budgetary	207988	DPW Infrastructure	229863	DPW Infrastcr Desgn & Const	Self Su	13920	SR PW-Overhead	20678	PW IDC - Infra Dsgn & Const	10029981	PW-Overhead	2	PW-Bureau Overhead	581780	OCA-Labor Standard Enforcement	-144830	-144830
DPW	ADM	DPW-ADM	207954	DPW IDC Budgetary	207988	DPW Infrastructure	229863	DPW Infrastcr Desgn & Const	Self Su	13920	SR PW-Overhead	20678	PW IDC - Infra Dsgn & Const	10029981	PW-Overhead	2	PW-Bureau Overhead	581790	GF-Purch-Mail Services	0	0
DPW	ADM	DPW-ADM	207954	DPW IDC Budgetary	207988	DPW Infrastructure	229863	DPW Infrastcr Desgn & Const	Self Su	13920	SR PW-Overhead	20678	PW IDC - Infra Dsgn & Const	10029981	PW-Overhead	2	PW-Bureau Overhead	581810	Is-GSA-Flet Pol-CarsHRe Vehcle	0	0
DPW	ADM	DPW-ADM	207954	DPW IDC Budgetary	207988	DPW Infrastructure	229863	DPW Infrastcr Desgn & Const	Self Su	13920	SR PW-Overhead	20678	PW IDC - Infra Dsgn & Const	10029981	PW-Overhead	2	PW-Bureau Overhead	581820	Is-Purch-Reproduction	-160000	-160000
DPW	ADM	DPW-ADM	207954	DPW IDC Budgetary	207988	DPW Infrastructure	229863	DPW Infrastcr Desgn & Const	Self Su	13920	SR PW-Overhead	20678	PW IDC - Infra Dsgn & Const	10029981	PW-Overhead	2	PW-Bureau Overhead	581860	GF-Real Estate Service	0	0
DPW	ADM	DPW-ADM	207954	DPW IDC Budgetary	207988	DPW Infrastructure	229863	DPW Infrastcr Desgn & Const	Self Su	13920	SR PW-Overhead	20678	PW IDC - Infra Dsgn & Const	10029981	PW-Overhead	2	PW-Bureau Overhead	581890	GF-Rent Paid To Real Estate	-11543	-11543
DPW	ADM	DPW-ADM	207954	DPW IDC Budgetary	207988	DPW Infrastructure	229863	DPW Infrastcr Desgn & Const	Self Su	13920	SR PW-Overhead	20678	PW IDC - Infra Dsgn & Const	10029981	PW-Overhead	2	PW-Bureau Overhead	581920	GF-HRc Surety Bond	-130350	-130350
DPW	ADM	DPW-ADM	207955	DPW GEN Budgetary	229889	DPW Administration	207955	DPW GEN Budgetary	Self Su	13920	SR PW-Overhead	10002	Interdepartmental-Overhead	10029981	PW-Overhead	1	PW-Dept Overhead	581160	GF-Adm-General(AAO)	0	0
DPW	ADM	DPW-ADM	207955	DPW GEN Budgetary	229889	DPW Administration	207955	DPW GEN Budgetary	Self Su	13920	SR PW-Overhead	10002	Interdepartmental-Overhead	10029981	PW-Overhead	1	PW-Dept Overhead	581650	Leases Paid To Real Estate	0	0
DPW	ADM	DPW-ADM	207955	DPW GEN Budgetary	229889	DPW Administration	207955	DPW GEN Budgetary	Self Su	13920	SR PW-Overhead	10002	Interdepartmental-Overhead	10029981	PW-Overhead	1	PW-Dept Overhead	581710	Is-Purch-Centrl Shop-AutoMaint	0	0
DPW	ADM	DPW-ADM	207955	DPW GEN Budgetary	229889	DPW Administration	207955	DPW GEN Budgetary	Self Su	13920	SR PW-Overhead	10002	Interdepartmental-Overhead	10029981	PW-Overhead	1	PW-Dept Overhead	581730	Is-Purch-Vehicle Leasing (AAO)	0	0
DPW	ADM	DPW-ADM	207955	DPW GEN Budgetary	229889	DPW Administration	207955	DPW GEN Budgetary	Self Su	13920	SR PW-Overhead	10002	Interdepartmental-Overhead	10029981	PW-Overhead	1	PW-Dept Overhead	581740	Is-Purch-Centrl Shop-FuelStock	0	0
DPW	ADM	DPW-ADM	207955	DPW GEN Budgetary	229889	DPW Administration	207955	DPW GEN Budgetary	Self Su	13920	SR PW-Overhead	10002	Interdepartmental-Overhead	10029981	PW-Overhead	1	PW-Dept Overhead	581750	GF-Purch-General Office	0	0
DPW	ADM	DPW-ADM	207955	DPW GEN Budgetary	229889	DPW Administration	207955	DPW GEN Budgetary	Self Su	13920	SR PW-Overhead	10002	Interdepartmental-Overhead	10029981	PW-Overhead	1	PW-Dept Overhead	581790	GF-Purch-Mail Services	0	0
DPW	ADM	DPW-ADM	207955	DPW GEN Budgetary	229889	DPW Administration	207955	DPW GEN Budgetary	Self Su	13920	SR PW-Overhead	10002	Interdepartmental-Overhead	10029981	PW-Overhead	1	PW-Dept Overhead	581810	Is-GSA-Flet Pol-CarsHRe Vehcle	0	0
DPW	ADM	DPW-ADM	207955	DPW GEN Budgetary	229889	DPW Administration	207955	DPW GEN Budgetary	Self Su	13920	SR PW-Overhead	10002	Interdepartmental-Overhead	10029981	PW-Overhead	1	PW-Dept Overhead	581820	Is-Purch-Reproduction	0	0
DPW	ADM	DPW-ADM	207956	DPW SES Budgetary	207990	DPW Operations	229897	DPW Street Environment Svcs	GFS	10000	GF Annual Account Ctrl	20680	PW SES - Street Env Services	10034422	PW Operating	1	PW Operating	581710	Is-Purch-Centrl Shop-AutoMaint	-90275	-90275
DPW	ADM	DPW-ADM	207956	DPW SES Budgetary	207990	DPW Operations	229897	DPW Street Environment Svcs	Self Su	13920	SR PW-Overhead	10002	Interdepartmental-Overhead	10029981	PW-Overhead	2	PW-Bureau Overhead	581710	Is-Purch-Centrl Shop-AutoMaint	0	0
DPW	ADM	DPW-ADM	207956	DPW SES Budgetary	207990	DPW Operations	229897	DPW Street Environment Svcs	Self Su	13920	SR PW-Overhead	10002	Interdepartmental-Overhead	10029981	PW-Overhead	2	PW-Bureau Overhead	581730	Is-Purch-Vehicle Leasing (AAO)	0	0
DPW	ADM	DPW-ADM	207956	DPW SES Budgetary	207990	DPW Operations	229897	DPW Street Environment Svcs	Self Su	13920	SR PW-Overhead	10002	Interdepartmental-Overhead	10029981	PW-Overhead	2	PW-Bureau Overhead	581740	Is-Purch-Centrl Shop-FuelStock	0	0
DPW	ADM	DPW-ADM	207956	DPW SES Budgetary	207990	DPW Operations	229897	DPW Street Environment Svcs	Self Su	13920	SR PW-Overhead	10002	Interdepartmental-Overhead	10029981	PW-Overhead	2	PW-Bureau Overhead	581790	GF-Purch-Mail Services	0	0
DPW	ADM	DPW-ADM	207956	DPW SES Budgetary	207990	DPW Operations	229897	DPW Street Environment Svcs	Self Su	13920	SR PW-Overhead	10002	Interdepartmental-Overhead	10029981	PW-Overhead	2	PW-Bureau Overhead	581810	Is-GSA-Flet Pol-CarsHRe Vehcle	0	0
DPW	ADM	DPW-ADM	207956	DPW SES Budgetary	207990	DPW Operations	229897	DPW Street Environment Svcs	Self Su	13920	SR PW-Overhead	10002	Interdepartmental-Overhead	10029981	PW-Overhead	2	PW-Bureau Overhead	581820	Is-Purch-Reproduction	0	0
DPW	ADM	DPW-ADM	207956	DPW SES Budgetary	207990	DPW Operations	229897	DPW Street Environment Svcs	Self Su	13920	SR PW-Overhead	20680	PW SES - Street Env Services	10029981	PW-Overhead	2	PW-Bureau Overhead	581710	Is-Purch-Centrl Shop-AutoMaint	-4435630	-4435630
DPW	ADM	DPW-ADM	207956	DPW SES Budgetary	207990	DPW Operations	229897	DPW Street Environment Svcs	Self Su	13920	SR PW-Overhead	20680	PW SES - Street Env Services	10029981	PW-Overhead	2	PW-Bureau Overhead	581730	Is-Purch-Vehicle Leasing (AAO)	0	0
DPW	ADM	DPW-ADM	207956	DPW SES Budgetary	207990	DPW Operations	229897	DPW Street Environment Svcs	Self Su	13920	SR PW-Overhead	20680	PW SES - Street Env Services	10029981	PW-Overhead	2	PW-Bureau Overhead	581740	Is-Purch-Centrl Shop-FuelStock	-1150032	-1150032
DPW	ADM	DPW-ADM	207956	DPW SES Budgetary	207990	DPW Operations	229897	DPW Street Environment Svcs	Self Su	13920	SR PW-Overhead	20680	PW SES - Street Env Services	10029981	PW-Overhead	2	PW-Bureau Overhead	581790	GF-Purch-Mail Services	0	0
DPW	ADM	DPW-ADM	207956	DPW SES Budgetary	207990	DPW Operations	229897	DPW Street Environment Svcs	Self Su	13920	SR PW-Overhead	20680	PW SES - Street Env Services	10029981	PW-Overhead	2	PW-Bureau Overhead	581810	Is-GSA-Flet Pol-CarsHRe Vehcle	0	0
DPW	ADM	DPW-ADM	207956	DPW SES Budgetary	207990	DPW Operations	229897	DPW Street Environment Svcs	Self Su	13920	SR PW-Overhead	20680	PW SES - Street Env Services	10029981	PW-Overhead	2	PW-Bureau Overhead	581820	Is-Purch-Reproduction	-39980	-39980
DPW	ADM	DPW-ADM	207957	DPW BSM Budgetary	207988	DPW Infrastructure	229906	DPW Street Use & Mapping	Self Su	13920	SR PW-Overhead	10002	Interdepartmental-Overhead	10029981	PW-Overhead	2	PW-Bureau Overhead	581650	Leases Paid To Real Estate	0	0
DPW	ADM	DPW-ADM	207957	DPW BSM Budgetary	207988	DPW Infrastructure	229906	DPW Street Use & Mapping	Self Su	13920	SR PW-Overhead	10002	Interdepartmental-Overhead	10029981	PW-Overhead	2	PW-Bureau Overhead	581710	Is-Purch-Centrl Shop-AutoMaint	0	0
DPW	ADM	DPW-ADM	207957	DPW BSM Budgetary	207988	DPW Infrastructure	229906	DPW Street Use & Mapping	Self Su	13920	SR PW-Overhead	10002	Interdepartmental-Overhead	10029981	PW-Overhead	2	PW-Bureau Overhead	581730	Is-Purch-Vehicle Leasing (AAO)	0	0
DPW	ADM	DPW-ADM	207957	DPW BSM Budgetary	207988	DPW Infrastructure	229906	DPW Street Use & Mapping	Self Su	13920	SR PW-Overhead	10002	Interdepartmental-Overhead	10029981	PW-Overhead	2	PW-Bureau Overhead	581740	Is-Purch-Centrl Shop-FuelStock	0	0
DPW	ADM	DPW-ADM	207957	DPW BSM Budgetary	207988	DPW Infrastructure	229906	DPW Street Use & Mapping	Self Su	13920	SR PW-Overhead	10002	Interdepartmental-Overhead	10029981	PW-Overhead	2	PW-Bureau Overhead	581790	GF-Purch-Mail Services	0	0
DPW	ADM	DPW-ADM	207957	DPW BSM Budgetary	207988	DPW Infrastructure	229906	DPW Street Use & Mapping	Self Su	13920	SR PW-Overhead	10002	Interdepartmental-Overhead	10029981	PW-Overhead	2	PW-Bureau Overhead	581810	Is-GSA-Flet Pol-CarsHRe Vehcle	0	0
DPW	ADM	DPW-ADM	207957	DPW BSM Budgetary	207988	DPW Infrastructure	229906	DPW Street Use & Mapping	Self Su	13920	SR PW-Overhead	10002	Interdepartmental-Overhead	10029981	PW-Overhead	2	PW-Bureau Overhead	581820	Is-Purch-Reproduction	0	0
DPW	ADM	DPW-ADM	207957	DPW BSM Budgetary	207988	DPW Infrastructure	229906	DPW Street Use & Mapping	Self Su	13920	SR PW-Overhead	20682	PW BSM - Street Use & Mapping	10029981	PW-Overhead	2	PW-Bureau Overhead	581083	ADM-Real Estate 49 SVN Rent	-1261652	-1261652
DPW	ADM	DPW-ADM	207957	DPW BSM Budgetary	207988	DPW Infrastructure	229906	DPW Street Use & Mapping	Self Su	13920	SR PW-Overhead	20682	PW BSM - Street Use & Mapping	10029981	PW-Overhead	2	PW-Bureau Overhead	581650	Leases Paid To Real Estate	0	0
DPW	ADM	DPW-ADM	207957	DPW BSM Budgetary	207988	DPW Infrastructure	229906	DPW Street Use & Mapping	Self Su	13920	SR PW-Overhead	20682	PW BSM - Street Use & Mapping	10029981	PW-Overhead	2	PW-Bureau Overhead	581710	Is-Purch-Centrl Shop-AutoMaint	-58819	-58819
DPW	ADM	DPW-ADM	207957	DPW BSM Budgetary	207988	DPW Infrastructure	229906	DPW Street Use & Mapping	Self Su	13920	SR PW-Overhead	20682	PW BSM - Street Use & Mapping	10029981	PW-Overhead	2	PW-Bureau Overhead	581730	Is-Purch-Vehicle Leasing (AAO)	0	0
DPW	ADM	DPW-ADM	207957	DPW BSM Budgetary	207988	DPW Infrastructure	229906	DPW Street Use & Mapping	Self Su	13920	SR PW-Overhead	20682	PW BSM - Street Use & Mapping	10029981	PW-Overhead	2	PW-Bureau Overhead	581740	Is-Purch-Centrl Shop-FuelStock	-26074	-26074
DPW	ADM	DPW-ADM	207957	DPW BSM Budgetary	207988	DPW Infrastructure	229906	DPW Street Use & Mapping	Self Su	13920	SR PW-Overhead	20682	PW BSM - Street Use & Mapping	10029981	PW-Overhead	2	PW-Bureau Overhead	581790	GF-Purch-Mail Services	0	0
DPW	ADM	DPW-ADM	207957	DPW BSM Budgetary	207988	DPW Infrastructure	229906	DPW Street Use & Mapping	Self Su	13920	SR PW-Overhead	20682	PW BSM - Street Use & Mapping	10029981	PW-Overhead	2	PW-Bureau Overhead	581810	Is-GSA-Flet Pol-CarsHRe Vehcle	0	0
DPW	ADM	DPW-ADM	207957	DPW BSM Budgetary	207988	DPW Infrastructure	229906	DPW Street Use & Mapping	Self Su	13920	SR PW-Overhead	20682	PW BSM - Street Use & Mapping	10029981	PW-Overhead	2	PW-Bureau Overhead	581820	Is-Purch-Reproduction	-47709	-47709
DPW	ADM	DPW-ADM	207958	DPW SSR Budgetary	207990	DPW Operations	229909	DPW Street & Sewer Repair	Self Su	13920	SR PW-Overhead	10002	Interdepartmental-Overhead	10029981	PW-Overhead	2	PW-Bureau Overhead	581710	Is-Purch-Centrl Shop-AutoMaint	0	0
DPW	ADM	DPW-ADM	207958	DPW SSR Budgetary	207990	DPW Operations	229909	DPW Street & Sewer Repair	Self Su	13920	SR PW-Overhead	10002	Interdepartmental-Overhead	10029981	PW-Overhead	2	PW-Bureau Overhead	581730	Is-Purch-Vehicle Leasing (AAO)	0	0
DPW	ADM	DPW-ADM	207958	DPW SSR Budgetary	207990	DPW Operations	229909	DPW Street & Sewer Repair	Self Su	13920	SR PW-Overhead	10002	Interdepartmental-Overhead	10029981	PW-Overhead	2	PW-Bureau Overhead	581740	Is-Purch-Centrl Shop-FuelStock	0	0
DPW	ADM	DPW-ADM	207958	DPW SSR Budgetary	207990	DPW Operations	229909	DPW Street & Sewer Repair	Self Su	13920	SR PW-Overhead	10002	Interdepartmental-Overhead	10029981	PW-Overhead	2	PW-Bureau Overhead	581810	Is-GSA-Flet Pol-CarsHRe Vehcle	0	0
DPW	ADM	DPW-ADM	207958	DPW SSR Budgetary	207990	DPW Operations	229909	DPW Street & Sewer Repair	Self Su	13920	SR PW-Overhead	10002	Interdepartmental-Overhead	10029981	PW-Overhead	2	PW-Bureau Overhead	581820	Is-Purch-Reproduction	0	0
DPW	ADM	DPW-ADM	207958	DPW SSR Budgetary	207990	DPW Operations	229909	DPW Street & Sewer Repair	Self Su	13920	SR PW-Overhead	20679	PW SSR - Street & Sewer Repair	10029981	PW-Overhead	2	PW-Bureau Overhead	581710	Is-Purch-Centrl Shop-AutoMaint	-1160852	-1160852
DPW	ADM	DPW-ADM	207958	DPW SSR Budgetary	207990	DPW Operations	229909	DPW Street & Sewer Repair	Self Su	13920	SR PW-Overhead	20679	PW SSR - Street & Sewer Repair	10029981	PW-Overhead	2	PW-Bureau Overhead	581730	Is-Purch-Vehicle Leasing (AAO)	0	0
DPW	ADM	DPW-ADM	207958	DPW SSR Budgetary	207990	DPW Operations	229909	DPW Street & Sewer Repair	Self Su	13920	SR PW-Overhead	20679	PW SSR - Street & Sewer Repair	10029981	PW-Overhead	2	PW-Bureau Overhead	581740	Is-Purch-Centrl Shop-FuelStock	-242099	-242099
DPW	ADM	DPW-ADM	207958	DPW SSR Budgetary	207990	DPW Operations	229909	DPW Street & Sewer Repair	Self Su	13920	SR PW-Overhead	20679	PW SSR - Street & Sewer Repair	10029981	PW-Overhead	2	PW-Bureau Overhead	581810	Is-GSA-Flet Pol-CarsHRe Vehcle	0	0
DPW	ADM	DPW-ADM	207958	DPW SSR Budgetary	207990	DPW Operations	229909	DPW Street & Sewer Repair	Self Su	13920	SR PW-Overhead	20679	PW SSR - Street & Sewer Repair	10029981	PW-Overhead	2	PW-Bureau Overhead	581820	Is-Purch-Reproduction	-2410	-2410
DPW	ADM	DPW-ADM	207959	DPW BUF Budgetary	207990	DPW Operations	249642	DPW Urban Forestry	Self Su	13920	SR PW-Overhead	10002	Interdepartmental-Overhead	10029981	PW-Overhead	2	PW-Bureau Overhead	581710	Is-Purch-Centrl Shop-AutoMaint	0	0
DPW	ADM	DPW-ADM	207959	DPW BUF Budgetary	207990	DPW Operations	249642	DPW Urban Forestry	Self Su	13920	SR PW-Overhead	10002	Interdepartmental-Overhead	10029981	PW-Overhead	2	PW-Bureau Overhead	581730	Is-Purch-Vehicle Leasing (AAO)	0	0
DPW	ADM	DPW-ADM	207959	DPW BUF Budgetary	207990	DPW Operations	249642	DPW Urban Forestry	Self Su	13920	SR PW-Overhead	10002	Interdepartmental-Overhead	10029981	PW-Overhead	2	PW-Bureau Overhead	581740	Is-Purch-Centrl Shop-FuelStock	0	0
DPW	ADM	DPW-ADM	207959	DPW BUF Budgetary	207990	DPW Operations	249642	DPW Urban Forestry	Self Su	13920	SR PW-Overhead	10002	Interdepartmental-Overhead	10029981	PW-Overhead	2	PW-Bureau Overhead	581790	GF-Purch-Mail Services	0	0
DPW	ADM	DPW-ADM	207959	DPW BUF Budgetary	207990	DPW Operations	249642	DPW Urban Forestry	Self Su	13920	SR PW-Overhead	10002	Interdepartmental-Overhead	10029981	PW-Overhead	2	PW-Bureau Overhead	581810	Is-GSA-Flet Pol-CarsHRe Vehcle	0	0
DPW	ADM	DPW-ADM	207959	DPW BUF Budgetary	207990	DPW Operations	249642	DPW Urban Forestry	Self Su	13920	SR PW-Overhead	10002	Interdepartmental-Overhead	10029981	PW-Overhead	2	PW-Bureau Overhead	581820	Is-Purch-Reproduction	0	0
DPW	ADM	DPW-ADM	207959	DPW BUF Budgetary	207990	DPW Operations	249642	DPW Urban Forestry	Self Su	13920	SR PW-Overhead	20681	PW BUF - Urban Forestry	10029981	PW-Overhead	2	PW-Bureau Overhead	581083	ADM-Real Estate 49 SVN Rent	-40091	-40091
DPW	ADM	DPW-ADM	207959	DPW BUF Budgetary	207990	DPW Operations	249642	DPW Urban Forestry	Self Su	13920	SR PW-Overhead	20681	PW BUF - Urban Forestry	10029981	PW-Overhead	2	PW-Bureau Overhead	581710	Is-Purch-Centrl Shop-AutoMaint	-972416	-972416
DPW	ADM	DPW-ADM	207959	DPW BUF Budgetary	207990	DPW Operations	249642	DPW Urban Forestry	Self Su	13920	SR PW-Overhead	20681	PW BUF - Urban Forestry	10029981	PW-Overhead	2	PW-Bureau Overhead	581730	Is-Purch-Vehicle Leasing (AAO)	0	0
DPW	ADM	DPW-ADM	207959	DPW BUF Budgetary	207990	DPW Operations	249642	DPW Urban Forestry	Self Su	13920	SR PW-Overhead	20681	PW BUF - Urban Forestry	10029981	PW-Overhead	2	PW-Bureau Overhead	581740	Is-Purch-Centrl Shop-FuelStock	-277804	-277804
DPW	ADM	DPW-ADM	207959	DPW BUF Budgetary	207990	DPW Operations	249642	DPW Urban Forestry	Self Su	13920	SR PW-Overhead	20681	PW BUF - Urban Forestry	10029981	PW-Overhead	2	PW-Bureau Overhead	581790	GF-Purch-Mail Services	0	0
DPW	ADM	DPW-ADM	207959	DPW BUF Budgetary	207990	DPW Operations	249642	DPW Urban Forestry	Self Su	13920	SR PW-Overhead	20681	PW BUF - Urban Forestry	10029981	PW-Overhead	2	PW-Bureau Overhead	581810	Is-GSA-Flet Pol-CarsHRe Vehcle	0	0
DPW	ADM	DPW-ADM	207959	DPW BUF Budgetary	207990	DPW Operations	249642	DPW Urban Forestry	Self Su	13920	SR PW-Overhead	20681	PW BUF - Urban Forestry	10029981	PW-Overhead	2	PW-Bureau Overhead	581820	Is-Purch-Reproduction	-2078	-2078
DPW	ADM	DPW-ADM	208672	ADM Contract Monitoring	296644	ADM Internal Services	208672	ADM Contract Monitoring	GFS	10020	GF Continuing Authority Ctrl	21691	AD Contractor Development	10003070	ADCM Contract Monitoring	2	Contractor Development	486560	Exp Rec Fr Public Works (AAO)	100000	100000
DPW	ADM	DPW-ADM	208672	ADM Contract Monitoring	296644	ADM Internal Services	208672	ADM Contract Monitoring	GFS	10060	GF Work Order	10002	Interdepartmental-Overhead	10003070	ADCM Contract Monitoring	1	CMD Operations	486560	Exp Rec Fr Public Works (AAO)	997152	1034660
DPW	ADM	DPW-ADM	228856	ADM Administration	228856	ADM Administration			GFS	10000	GF Annual Account Ctrl	10000	Operating	10003081	ADAD GSA Human Resources	1	GSAHR Operations	486560	Exp Rec Fr Public Works (AAO)	5636597	5826230
DPW	ADM	DPW-ADM	228856	ADM Administration	228856	ADM Administration			GFS	10000	GF Annual Account Ctrl	10000	Operating	10003083	ADAD City Administrator	1	ADM City Administrator	486560	Exp Rec Fr Public Works (AAO)	933741	978318
DPW	ADM	DPW-ADM	228860	ADM Risk Management	296644	ADM Internal Services	228860	ADM Risk Management	GFS	10060	GF Work Order	10002	Interdepartmental-Overhead	10003072	ADRM Risk Management	1	Risk Management Operations	486560	Exp Rec Fr Public Works (AAO)	17884	20566
DPW	ADM	DPW-ADM	228860	ADM Risk Management	296644	ADM Internal Services	228860	ADM Risk Management	GFS	10060	GF Work Order	10002	Interdepartmental-Overhead	10003074	ADRM Surety Bond Program	1	Surety Bond Operations	486560	Exp Rec Fr Public Works (AAO)	180299	182243
DPW	ADM	DPW-ADM	228875	ADM Real Estate Division	296644	ADM Internal Services	228875	ADM Real Estate Division	GFS	10020	GF Continuing Authority Ctrl	20896	AD 49SVN Project (Non-COP)	10030899	ADRE 49SVN Project	2	Non-COP Funded Costs	486560	Exp Rec Fr Public Works (AAO)	0	0
DPW	ADM	DPW-ADM	228875	ADM Real Estate Division	296644	ADM Internal Services	228875	ADM Real Estate Division	Self Su	14300	SR Real Property	17378	Real Estate Real Property Fund	10001302	ADRE Real Estate Operations	1	Fire/Life Safety Services	486560	Exp Rec Fr Public Works (AAO)	13452	14054
DPW	ADM	DPW-ADM	228875	ADM Real Estate Division	296644	ADM Internal Services	228875	ADM Real Estate Division	Self Su	14300	SR Real Property	17378	Real Estate Real Property Fund	10001302	ADRE Real Estate Operations	21	Rent Recoveries	486560	Exp Rec Fr Public Works (AAO)	11498	11815
DPW	ADM	DPW-ADM	228875	ADM Real Estate Division	296644	ADM Internal Services	228875	ADM Real Estate Division	Self Su	14300	SR Real Property	17378	Real Estate Real Property Fund	10001302	ADRE Real Estate Operations	27	1155 Market Lease	486560	Exp Rec Fr Public Works (AAO)	0	0
DPW	ADM	DPW-ADM	228875	ADM Real Estate Division	296644	ADM Internal Services	228875	ADM Real Estate Division	Self Su	14300	SR Real Property	17378	Real Estate Real Property Fund	10001302	ADRE Real Estate Operations	31	Parking Leases	486560	Exp Rec Fr Public Works (AAO)	0	0
DPW	ADM	DPW-ADM	228875	ADM Real Estate Division	296644	ADM Internal Services	228875	ADM Real Estate Division	Self Su	14300	SR Real Property	17378	Real Estate Real Property Fund	10001302	ADRE Real Estate Operations	32	1660 Mission Building	486560	Exp Rec Fr Public Works (AAO)	0	0
DPW	ADM	DPW-ADM	228875	ADM Real Estate Division	296644	ADM Internal Services	228875	ADM Real Estate Division	Self Su	14300	SR Real Property	17378	Real Estate Real Property Fund	10001302	ADRE Real Estate Operations	33	30 Van Ness Building	486560	Exp Rec Fr Public Works (AAO)	0	0
DPW	ADM	DPW-ADM	228875	ADM Real Estate Division	296644	ADM Internal Services	228875	ADM Real Estate Division	Self Su	14300	SR Real Property	17378	Real Estate Real Property Fund	10001302	ADRE Real Estate Operations	33	30 Van Ness Building	487150	Exp Rec Fr Publc Work NonAAO	0	0
DPW	ADM	DPW-ADM	228875	ADM Real Estate Division	296644	ADM Internal Services	228875	ADM Real Estate Division	Self Su	14300	SR Real Property	17378	Real Estate Real Property Fund	10001302	ADRE Real Estate Operations	44	1680 Mission Lease	486560	Exp Rec Fr Public Works (AAO)	0	0
DPW	ADM	DPW-ADM	228875	ADM Real Estate Division	296644	ADM Internal Services	228875	ADM Real Estate Division	Self Su	14300	SR Real Property	17378	Real Estate Real Property Fund	10001302	ADRE Real Estate Operations	45	FM Recoveries	486560	Exp Rec Fr Public Works (AAO)	75623	73695
DPW	ADM	DPW-ADM	228875	ADM Real Estate Division	296644	ADM Internal Services	228875	ADM Real Estate Division	Self Su	14300	SR Real Property	17378	Real Estate Real Property Fund	10001302	ADRE Real Estate Operations	48	49 South Van Ness	486560	Exp Rec Fr Public Works (AAO)	0	0
DPW	ADM	DPW-ADM	228875	ADM Real Estate Division	296644	ADM Internal Services	228875	ADM Real Estate Division	Self Su	14300	SR Real Property	17378	Real Estate Real Property Fund	10001302	ADRE Real Estate Operations	51	255 12th St Parking Lease	486560	Exp Rec Fr Public Works (AAO)	41457	42761
DPW	ADM	DPW-ADM	228875	ADM Real Estate Division	296644	ADM Internal Services	228875	ADM Real Estate Division	Self Su	14300	SR Real Property	17378	Real Estate Real Property Fund	10001302	ADRE Real Estate Operations	53	49 South Van Ness Building	486560	Exp Rec Fr Public Works (AAO)	10307675	10725925

15.20.012 3.b.2. Interdepartmental Services Balancing – Detail Level - 2.22.21

Requesting Dept	Performing Dept	Department Pair	Department Code	Department Title	Division Code	Division Title	Section Code	Section Description	GFS Type	Fund Code	Fund Title	Authority Code	Authority Title	Project Code	Project Title	Activity Code	Activity Title	Account Code	Account Title	BY Amt - Dept	BY+1 Amt - Dept Request
DPW	ADM	DPW-ADM	228875	ADM Real Estate Division	296644	ADM Internal Services	228875	ADM Real Estate Division	Self Su	14300	SR Real Property	17378	Real Estate Real Property Fund	10001302	ADRE Real Estate Operations	54	Permit Center	486560	Exp Rec Fr Public Works (AAO)	0	0
DPW	ADM	DPW-ADM	228880	ADM ReproMail	296644	ADM Internal Services	228880	ADM ReproMail	Self Su	28310	ISOIS REPRODUCTION FUNC	10000	Operating	10003088	ADRP Repromail	1	Repromail Operations	486560	Exp Rec Fr Public Works (AAO)	420541	420541
DPW	ADM	DPW-ADM	229873	DPW Dpty Dir of Infrastructure	207988	DPW Infrastructure	229873	DPW Dpty Dir of Infrastructure	Self Su	13920	SR PW-Overhead	20677	PW GEN - General Admin	10029981	PW-Overhead	1	PW-Dept Overhead	581083	ADM-Real Estate 49 SVN Rent	-11153	-11153
DPW	ADM	DPW-ADM	229882	DPW DDO Operations Deputy	207990	DPW Operations	207722	DPW Dpty Dir of Operations	Self Su	13920	SR PW-Overhead	20677	PW GEN - General Admin	10029981	PW-Overhead	1	PW-Dept Overhead	581083	ADM-Real Estate 49 SVN Rent	0	0
DPW	ADM	DPW-ADM	232177	ADM OCA - Procurement	296644	ADM Internal Services	232177	ADM OCA - Procurement	GFS	10000	GF Annual Account Ctrl	10000	Operating	10003069	ADCA Contract Administratic	1	OCA Operations	486560	Exp Rec Fr Public Works (AAO)	464651	464651
DPW	ADM	DPW-ADM	232178	ADM Fleet Management	296644	ADM Internal Services	232178	ADM Fleet Management	Self Su	27500	ISCSF CENTRAL SHOPS FUNI	10000	Operating	10001625	ADFM Fleet Management	1	Fleet Management Operations	486560	Exp Rec Fr Public Works (AAO)	9257326	9446793
DPW	ADM	DPW-ADM	232178	ADM Fleet Management	296644	ADM Internal Services	232178	ADM Fleet Management	Self Su	27520	ISCSF VEHICLE LEASING PRC	10000	Operating	10003089	ADFM Vehicle Leasing Progra	1	Vehicle Leasing Program	486560	Exp Rec Fr Public Works (AAO)	0	0
DPW	ADM	DPW-ADM	232636	DPW OFFMA Deputy	229889	DPW Administration	229881	DPW Dpty Director Fin & Admin	Self Su	13920	SR PW-Overhead	20677	PW GEN - General Admin	10029981	PW-Overhead	1	PW-Dept Overhead	581083	ADM-Real Estate 49 SVN Rent	-1236030	-1236030
DPW	ADM	DPW-ADM	232636	DPW OFFMA Deputy	229889	DPW Administration	229881	DPW Dpty Director Fin & Admin	Self Su	13920	SR PW-Overhead	20677	PW GEN - General Admin	10029981	PW-Overhead	1	PW-Dept Overhead	581160	GF-Adm-General(AAO)	-6180421	-6258991
DPW	ADM	DPW-ADM	232636	DPW OFFMA Deputy	229889	DPW Administration	229881	DPW Dpty Director Fin & Admin	Self Su	13920	SR PW-Overhead	20677	PW GEN - General Admin	10029981	PW-Overhead	1	PW-Dept Overhead	581650	Leases Paid To Real Estate	0	0
DPW	ADM	DPW-ADM	232636	DPW OFFMA Deputy	229889	DPW Administration	229881	DPW Dpty Director Fin & Admin	Self Su	13920	SR PW-Overhead	20677	PW GEN - General Admin	10029981	PW-Overhead	1	PW-Dept Overhead	581710	Is-Purch-Centrl Shop-AutoMaint	0	0
DPW	ADM	DPW-ADM	232636	DPW OFFMA Deputy	229889	DPW Administration	229881	DPW Dpty Director Fin & Admin	Self Su	13920	SR PW-Overhead	20677	PW GEN - General Admin	10029981	PW-Overhead	1	PW-Dept Overhead	581730	Is-Purch-Vehicle Leasing (AAO)	0	0
DPW	ADM	DPW-ADM	232636	DPW OFFMA Deputy	229889	DPW Administration	229881	DPW Dpty Director Fin & Admin	Self Su	13920	SR PW-Overhead	20677	PW GEN - General Admin	10029981	PW-Overhead	1	PW-Dept Overhead	581740	Is-Purch-Centrl Shop-FuelStock	0	0
DPW	ADM	DPW-ADM	232636	DPW OFFMA Deputy	229889	DPW Administration	229881	DPW Dpty Director Fin & Admin	Self Su	13920	SR PW-Overhead	20677	PW GEN - General Admin	10029981	PW-Overhead	1	PW-Dept Overhead	581750	GF-Purch-General Office	0	0
DPW	ADM	DPW-ADM	232636	DPW OFFMA Deputy	229889	DPW Administration	229881	DPW Dpty Director Fin & Admin	Self Su	13920	SR PW-Overhead	20677	PW GEN - General Admin	10029981	PW-Overhead	1	PW-Dept Overhead	581790	GF-Purch-Mail Services	0	0
DPW	ADM	DPW-ADM	232636	DPW OFFMA Deputy	229889	DPW Administration	229881	DPW Dpty Director Fin & Admin	Self Su	13920	SR PW-Overhead	20677	PW GEN - General Admin	10029981	PW-Overhead	1	PW-Dept Overhead	581810	Is-GSA-Flet Pol-CarsHRe Vehcle	0	0
DPW	ADM	DPW-ADM	232636	DPW OFFMA Deputy	229889	DPW Administration	229881	DPW Dpty Director Fin & Admin	Self Su	13920	SR PW-Overhead	20677	PW GEN - General Admin	10029981	PW-Overhead	1	PW-Dept Overhead	581820	Is-Purch-Reproduction	0	0
DPW	ART	DPW-ART	163646	ART Public Art & Collections	163646	ART Public Art & Collections			GFS	10060	GF Work Order	10002	Interdepartmental-Overhead	10022455	DPW IDS funds to ART	1	DPW WO Street Smarts	486560	Exp Rec Fr Public Works (AAO)	75000	75000
DPW	ART	DPW-ART	187644	ART Community Investments	187644	ART Community Investments			GFS	10060	GF Work Order	10002	Interdepartmental-Overhead	10022455	DPW IDS funds to ART	2	DPW WO Where Art Lives	486560	Exp Rec Fr Public Works (AAO)	75000	75000
DPW	ART	DPW-ART	207956	DPW SES Budgetary	207990	DPW Operations	229897	DPW Street Environment Svcs	GFS	10000	GF Annual Account Ctrl	10000	Operating	10029977	PW-Cleaning Services	1	Cleaning Services	581050	GF-Arts Commission	0	0
DPW	ART	DPW-ART	207956	DPW SES Budgetary	207990	DPW Operations	229897	DPW Street Environment Svcs	GFS	10000	GF Annual Account Ctrl	20680	PW SES - Street Env Services	10034422	PW Operating	1	PW Operating	581050	GF-Arts Commission	-150000	-150000
DPW	CAT	DPW-CAT	207729	DPW DO Director	229889	DPW Administration	207728	DPW Director's Office	Self Su	13920	SR PW-Overhead	20677	PW GEN - General Admin	10029981	PW-Overhead	1	PW-Dept Overhead	581270	GF-City Attorney-Legal Service	-636000	-636000
DPW	CAT	DPW-CAT	207950	DPW BDC Budgetary	207989	DPW Buildings	229802	DPW Building Desgn & Construct	Self Su	13920	SR PW-Overhead	10002	Interdepartmental-Overhead	10029981	PW-Overhead	2	PW-Bureau Overhead	581270	GF-City Attorney-Legal Service	0	0
DPW	CAT	DPW-CAT	207950	DPW BDC Budgetary	207989	DPW Buildings	229802	DPW Building Desgn & Construct	Self Su	13920	SR PW-Overhead	20675	PW BDC - Building Dsgn & Const	10029981	PW-Overhead	2	PW-Bureau Overhead	581270	GF-City Attorney-Legal Service	-100000	-100000
DPW	CAT	DPW-CAT	207954	DPW IDC Budgetary	207988	DPW Infrastructure	229863	DPW Infrastcr Desgn & Const	Self Su	13920	SR PW-Overhead	10002	Interdepartmental-Overhead	10029981	PW-Overhead	2	PW-Bureau Overhead	581270	GF-City Attorney-Legal Service	0	0
DPW	CAT	DPW-CAT	207954	DPW IDC Budgetary	207988	DPW Infrastructure	229863	DPW Infrastcr Desgn & Const	Self Su	13920	SR PW-Overhead	20678	PW IDC - Infra Dsgn & Const	10029981	PW-Overhead	2	PW-Bureau Overhead	581270	GF-City Attorney-Legal Service	-100000	-100000
DPW	CAT	DPW-CAT	207955	DPW GEN Budgetary	229889	DPW Administration	207955	DPW GEN Budgetary	Self Su	13920	SR PW-Overhead	10002	Interdepartmental-Overhead	10029981	PW-Overhead	1	PW-Dept Overhead	581270	GF-City Attorney-Legal Service	0	0
DPW	CAT	DPW-CAT	229042	CAT City Attorney					GFS	10000	GF Annual Account Ctrl	10000	Operating	10001638	CA Legal Services	1	Legal Services-General	486560	Exp Rec Fr Public Works (AAO)	836000	836000
DPW	CAT	DPW-CAT	232636	DPW OFFMA Deputy	229889	DPW Administration	229881	DPW Dpty Director Fin & Admin	Self Su	13920	SR PW-Overhead	20677	PW GEN - General Admin	10029981	PW-Overhead	1	PW-Dept Overhead	581270	GF-City Attorney-Legal Service	0	0
DPW	CHF	DPW-CHF	207729	DPW DO Director	229889	DPW Administration	207728	DPW Director's Office	Self Su	13920	SR PW-Overhead	20677	PW GEN - General Admin	10029981	PW-Overhead	1	PW-Dept Overhead	581660	GF-Chf-Youth Works	-25200	-25200
DPW	CHF	DPW-CHF	207955	DPW GEN Budgetary	229889	DPW Administration	207955	DPW GEN Budgetary	Self Su	13920	SR PW-Overhead	10002	Interdepartmental-Overhead	10029981	PW-Overhead	1	PW-Dept Overhead	581660	GF-Chf-Youth Works	0	0
DPW	CHF	DPW-CHF	229218	CHF Children;Youth & Families					GFS	10060	GF Work Order	20117	CH Youth Workforce Development	10033022	CH YouthWorks Program	8000	Children's Baseline Eligible	486560	Exp Rec Fr Public Works (AAO)	25200	25200
DPW	CHF	DPW-CHF	232636	DPW OFFMA Deputy	229889	DPW Administration	229881	DPW Dpty Director Fin & Admin	Self Su	13920	SR PW-Overhead	20677	PW GEN - General Admin	10029981	PW-Overhead	1	PW-Dept Overhead	581660	GF-Chf-Youth Works	0	0
DPW	CON	DPW-CON	207729	DPW DO Director	229889	DPW Administration	207728	DPW Director's Office	Self Su	13920	SR PW-Overhead	20677	PW GEN - General Admin	10029981	PW-Overhead	1	PW-Dept Overhead	581130	GF-Con-Internal Audits	-364513	-364513
DPW	CON	DPW-CON	207955	DPW GEN Budgetary	229889	DPW Administration	207955	DPW GEN Budgetary	Self Su	13920	SR PW-Overhead	10002	Interdepartmental-Overhead	10029981	PW-Overhead	1	PW-Dept Overhead	581120	GF-Con-Financial Systems	0	0
DPW	CON	DPW-CON	207955	DPW GEN Budgetary	229889	DPW Administration	207955	DPW GEN Budgetary	Self Su	13920	SR PW-Overhead	10002	Interdepartmental-Overhead	10029981	PW-Overhead	1	PW-Dept Overhead	581130	GF-Con-Internal Audits	0	0
DPW	CON	DPW-CON	207955	DPW GEN Budgetary	229889	DPW Administration	207955	DPW GEN Budgetary	Self Su	13920	SR PW-Overhead	10002	Interdepartmental-Overhead	10029981	PW-Overhead	1	PW-Dept Overhead	581245	GF-CON-Information System Ops	0	0
DPW	CON	DPW-CON	229227	CON Accounting	229227	CON Accounting			GFS	10000	GF Annual Account Ctrl	10000	Operating	10001644	CO Operations	1	General Operations	486560	Exp Rec Fr Public Works (AAO)	666159	685915
DPW	CON	DPW-CON	229228	CON Citywide Systems	229228	CON Citywide Systems			GFS	10020	GF Continuing Authority Ctrl	16937	CO Coit-approved Projects	10031184	CO Coit-approved Projects	1	Psoft Enterprise Learning Mgt-	486560	Exp Rec Fr Public Works (AAO)	0	0
DPW	CON	DPW-CON	229228	CON Citywide Systems	229228	CON Citywide Systems			GFS	10020	GF Continuing Authority Ctrl	16937	CO Coit-approved Projects	10031184	CO Coit-approved Projects	2	Gateway Portal Access - Emps &	486560	Exp Rec Fr Public Works (AAO)	0	0
DPW	CON	DPW-CON	229228	CON Citywide Systems	229228	CON Citywide Systems			GFS	10020	GF Continuing Authority Ctrl	16937	CO Coit-approved Projects	10031184	CO Coit-approved Projects	3	Peoplesoft Hcm - Oracle Releas	486560	Exp Rec Fr Public Works (AAO)	0	0
DPW	CON	DPW-CON	229228	CON Citywide Systems	229228	CON Citywide Systems			GFS	10020	GF Continuing Authority Ctrl	16937	CO Coit-approved Projects	10033390	HIRING MODERNIZATION	7	Project Administration	486560	Exp Rec Fr Public Works (AAO)	0	0
DPW	CON	DPW-CON	229228	CON Citywide Systems	229228	CON Citywide Systems			GFS	10020	GF Continuing Authority Ctrl	16937	CO Coit-approved Projects	10033845	CON SYS Benefits Enroll	7	Project Administration	486560	Exp Rec Fr Public Works (AAO)	0	0
DPW	CON	DPW-CON	229228	CON Citywide Systems	229228	CON Citywide Systems			GFS	10020	GF Continuing Authority Ctrl	16937	CO Coit-approved Projects	10033851	CON SYS PSoft Upgrade	7	Project Administration	486560	Exp Rec Fr Public Works (AAO)	0	0
DPW	CON	DPW-CON	229228	CON Citywide Systems	229228	CON Citywide Systems			GFS	10020	GF Continuing Authority Ctrl	16937	CO Coit-approved Projects	10034152	CON SYS Budget&Perf Sys Re	7	Project Administration	486560	Exp Rec Fr Public Works (AAO)	53646	0
DPW	CON	DPW-CON	229228	CON Citywide Systems	229228	CON Citywide Systems			GFS	10020	GF Continuing Authority Ctrl	20300	CO Systems Enhancement	10022952	CO Systems Projects	2	SYS Functionality&Enhancements	486560	Exp Rec Fr Public Works (AAO)	0	0
DPW	CON	DPW-CON	229228	CON Citywide Systems	229228	CON Citywide Systems			GFS	10060	GF Work Order	10002	Interdepartmental-Overhead	10001306	CON Citywide Systems	1	General Operations	486560	Exp Rec Fr Public Works (AAO)	1692172	1720306
DPW	CON	DPW-CON	232636	DPW OFFMA Deputy	229889	DPW Administration	229881	DPW Dpty Director Fin & Admin	Self Su	13920	SR PW-Overhead	20677	PW GEN - General Admin	10029981	PW-Overhead	1	PW-Dept Overhead	581120	GF-Con-Financial Systems	-558466	-558466
DPW	CON	DPW-CON	232636	DPW OFFMA Deputy	229889	DPW Administration	229881	DPW Dpty Director Fin & Admin	Self Su	13920	SR PW-Overhead	20677	PW GEN - General Admin	10029981	PW-Overhead	1	PW-Dept Overhead	581130	GF-Con-Internal Audits	0	0
DPW	CON	DPW-CON	232636	DPW OFFMA Deputy	229889	DPW Administration	229881	DPW Dpty Director Fin & Admin	Self Su	13920	SR PW-Overhead	20677	PW GEN - General Admin	10029981	PW-Overhead	1	PW-Dept Overhead	581245	GF-CON-Information System Ops	-1570303	-1570303
DPW	CPC	DPW-CPC	109733	CPC Environmental Planning	109733	CPC Environmental Planning			GFS	10000	GF Annual Account Ctrl	10000	Operating	10001649	CP Environmental Planning	1	CP Environmental Planning	486560	Exp Rec Fr Public Works (AAO)	0	0
DPW	CPC	DPW-CPC	109733	CPC Environmental Planning	109733	CPC Environmental Planning			GFS	10000	GF Annual Account Ctrl	10000	Operating	10001649	CP Environmental Planning	10	IDS DPW Envir Planner III	486560	Exp Rec Fr Public Works (AAO)	185875	192368
DPW	CPC	DPW-CPC	109733	CPC Environmental Planning	109733	CPC Environmental Planning			GFS	10000	GF Annual Account Ctrl	10000	Operating	10001649	CP Environmental Planning	12	IDS DPW GenNonProj Envir Rev	486560	Exp Rec Fr Public Works (AAO)	25000	25000
DPW	CPC	DPW-CPC	207954	DPW IDC Budgetary	207988	DPW Infrastructure	229863	DPW Infrastcr Desgn & Const	Self Su	13920	SR PW-Overhead	20678	PW IDC - Infra Dsgn & Const	10029981	PW-Overhead	2	PW-Bureau Overhead	581250	GF-City Planning	-247687	-304061
DPW	CPC	DPW-CPC	229234	CPC Citywide Planning	229234	CPC Citywide Planning			GFS	10000	GF Annual Account Ctrl	10000	Operating	10001647	CP Citywide Planning	19	IDS DPW SDAT	486560	Exp Rec Fr Public Works (AAO)	12915	14760
DPW	CPC	DPW-CPC	229235	CPC Current Planning	229235	CPC Current Planning			GFS	10000	GF Annual Account Ctrl	10000	Operating	10001648	CP Current Planning	4	IDS-DPW BSM Subdivision App	486560	Exp Rec Fr Public Works (AAO)	55000	55000
DPW	DBI	DPW-DBI	207948	DBI IS Inspection Services-Gen	109736	DBI Inspection Services	207948	DBI IS Inspection Services-Gen	Self Su	10190	SR BIF Operating Project	10000	Operating	10001656	BI Building Inspection Service	1	Building Inspection Services	486560	Exp Rec Fr Public Works (AAO)	0	0
DPW	DBI	DPW-DBI	207951	DPW BBR Budgetary	207990	DPW Operations	229822	DPW Building Repair	Self Su	13920	SR PW-Overhead	10002	Interdepartmental-Overhead	10029981	PW-Overhead	2	PW-Bureau Overhead	581080	Sr-Building Inspection	0	0
DPW	DBI	DPW-DBI	207951	DPW BBR Budgetary	207990	DPW Operations	229822	DPW Building Repair	Self Su	13920	SR PW-Overhead	20676	PW BBR - Building Repair	10029981	PW-Overhead	2	PW-Bureau Overhead	581080	Sr-Building Inspection	0	0
DPW	DEM	DPW-DEM	207950	DPW BDC Budgetary	207989	DPW Buildings	229802	DPW Building Desgn & Construct	Self Su	13920	SR PW-Overhead	20675	PW BDC - Building Dsgn & Const	10029981	PW-Overhead	2	PW-Bureau Overhead	581350	GF-Emergency Communications	-20671	-20671
DPW	DEM	DPW-DEM	207951	DPW BBR Budgetary	207990	DPW Operations	229822	DPW Building Repair	Self Su	13920	SR PW-Overhead	20676	PW BBR - Building Repair	10029981	PW-Overhead	2	PW-Bureau Overhead	581350	GF-Emergency Communications	-17667	-17667
DPW	DEM	DPW-DEM	207954	DPW IDC Budgetary	207988	DPW Infrastructure	229863	DPW Infrastcr Desgn & Const	Self Su	13920	SR PW-Overhead	20678	PW IDC - Infra Dsgn & Const	10029981	PW-Overhead	2	PW-Bureau Overhead	581350	GF-Emergency Communications	-24921	-24921
DPW	DEM	DPW-DEM	207956	DPW SES Budgetary	207990	DPW Operations	229897	DPW Street Environment Svcs	Self Su	13920	SR PW-Overhead	20680	PW SES - Street Env Services	10029981	PW-Overhead	2	PW-Bureau Overhead	581350	GF-Emergency Communications	-48762	-48762
DPW	DEM	DPW-DEM	207957	DPW BSM Budgetary	207988	DPW Infrastructure	229906	DPW Street Use & Mapping	Self Su	13920	SR PW-Overhead	20682	PW BSM - Street Use & Mapping	10029981	PW-Overhead	2	PW-Bureau Overhead	581350	GF-Emergency Communications	-16254	-16254
DPW	DEM	DPW-DEM	207958	DPW SSR Budgetary	207990	DPW Operations	229909	DPW Street & Sewer Repair	Self Su	13920	SR PW-Overhead	20679	PW SSR - Street & Sewer Repair	10029981	PW-Overhead	2	PW-Bureau Overhead	581350	GF-Emergency Communications	-17314	-17314
DPW	DEM	DPW-DEM	207959	DPW BUF Budgetary	207990	DPW Operations	249642	DPW Urban Forestry	Self Su	13920	SR PW-Overhead	20681	PW BUF - Urban Forestry	10029981	PW-Overhead	2	PW-Bureau Overhead	581350	GF-Emergency Communications	-14841	-14841
DPW	DEM	DPW-DEM	229985	DEM Administration	229985	DEM Administration			GFS	10020	GF Continuing Authority Ctrl	10970	EM Public Safety Radio Syst &	10006413	EM Radio Replacement Proje	33	Radio Repl-Impl larger depts	486560	Exp Rec Fr Public Works (AAO)	170667	170667
DPW	DEM	DPW-DEM	232636	DPW OFFMA Deputy	229889	DPW Administration	229881	DPW Dpty Director Fin & Admin	Self Su	13920	SR PW-Overhead	20677	PW GEN - General Admin	10029981	PW-Overhead	1	PW-Dept Overhead	581350	GF-Emergency Communications	-10247	-10247
DPW	DPH	DPW-DPH	207729	DPW DO Director	229889	DPW Administration	207728	DPW Director's Office	Self Su	13920	SR PW-Overhead	20677	PW GEN - General Admin	10029981	PW-Overhead	1	PW-Dept Overhead	581520	Ef-SFGH-Medical Service	-5500	-5500
DPW	DPH	DPW-DPH	207950	DPW BDC Budgetary	207989	DPW Buildings	229802	DPW Building Desgn & Construct	Self Su	13920	SR PW-Overhead	10002	Interdepartmental-Overhead	10029981	PW-Overhead	2	PW-Bureau Overhead	581520	Ef-SFGH-Medical Service	0	0
DPW	DPH	DPW-DPH	207950	DPW BDC Budgetary	207989	DPW Buildings	229802	DPW Building Desgn & Construct	Self Su	13920	SR PW-Overhead	20675	PW BDC - Building Dsgn & Const	10029981	PW-Overhead	2	PW-Bureau Overhead	581520	Ef-SFGH-Medical Service	-15934	-15934
DPW	DPH	DPW-DPH	207951	DPW BBR Budgetary	207990	DPW Operations	229822	DPW Building Repair	Self Su	13920	SR PW-Overhead	10002	Interdepartmental-Overhead	10029981	PW-Overhead	2	PW-Bureau Overhead	581520	Ef-SFGH-Medical Service	0	0
DPW	DPH	DPW-DPH	207951	DPW BBR Budgetary	207990	DPW Operations	229822	DPW Building Repair	Self Su	13920	SR PW-Overhead	20676	PW BBR - Building Repair	10029981	PW-Overhead	2	PW-Bureau Overhead	581520	Ef-SFGH-Medical Service	-75784	-75784
DPW	DPH	DPW-DPH	207954	DPW IDC Budgetary	207988	DPW Infrastructure	229863	DPW Infrastcr Desgn & Const	Self Su	13920	SR PW-Overhead	10002	Interdepartmental-Overhead	10029981	PW-Overhead	2	PW-Bureau Overhead	581520	Ef-SFGH-Medical Service	0	0
DPW	DPH	DPW-DPH	207954	DPW IDC Budgetary	207988	DPW Infrastructure	229863	DPW Infrastcr Desgn & Const	Self Su	13920	SR PW-Overhead	20678	PW IDC - Infra Dsgn & Const	10029981	PW-Overhead	2	PW-Bureau Overhead	581520	Ef-SFGH-Medical Service	-22281	-22281
DPW	DPH	DPW-DPH	207955	DPW GEN Budgetary	229889	DPW Administration	207955	DPW GEN Budgetary	Self Su	13920	SR PW-Overhead	10002	Interdepartmental-Overhead	10029981	PW-Overhead	1	PW-Dept Overhead	581520	Ef-SFGH-Medical Service	0	0
DPW	DPH	DPW-DPH	207955	DPW GEN Budgetary	229889	DPW Administration	207955	DPW GEN Budgetary	Self Su	13920	SR PW-Overhead	10002	Interdepartmental-Overhead	10029981	PW-Overhead	1	PW-Dept Overhead	581580	GF-Chs-Toxic Waste&Haz Mat Svc	0	0
DPW	DPH	DPW-DPH	207956	DPW SES Budgetary	207990	DPW Operations	229897	DPW Street Environment Svcs	Self Su	13920	SR PW-Overhead	10002	Interdepartmental-Overhead	10029981	PW-Overhead	2	PW-Bureau Overhead	581520	Ef-SFGH-Medical Service	0	0
DPW	DPH	DPW-DPH	207956	DPW SES Budgetary	207990	DPW Operations	229897	DPW Street Environment Svcs	Self Su	13920	SR PW-Overhead	20680	PW SES - Street Env Services	10029981	PW-Overhead	2	PW-Bureau Overhead	581520	Ef-SFGH-Medical Service	-81630	-81630
DPW	DPH	DPW-DPH	207957	DPW BSM Budgetary	207988	DPW Infrastructure	229906	DPW Street Use & Mapping	Self Su	13920	SR PW-Overhead	10002	Interdepartmental-Overhead	10029981	PW-Overhead	2	PW-Bureau Overhead	581520	Ef-SFGH-Medical Service	0	0
DPW	DPH	DPW-DPH	207957	DPW BSM Budgetary	207988	DPW Infrastructure	229906	DPW Street Use & Mapping	Self Su	13920	SR PW-Overhead	20682	PW BSM - Street Use & Mapping	10029981	PW-Overhead	2	PW-Bureau Overhead	581520	Ef-SFGH-Medical Service	-7901	-7901
DPW	DPH	DPW-DPH	207958	DPW SSR Budgetary	207990	DPW Operations	229909	DPW Street & Sewer Repair	Self Su	13920	SR PW-Overhead	10002	Interdepartmental-Overhead	10029981	PW-Overhead	2	PW-Bureau Overhead	581520	Ef-SFGH-Medical Service	0	0
DPW	DPH	DPW-DPH	207958	DPW SSR Budgetary	207990	DPW Operations	229909	DPW Street & Sewer Repair	Self Su	13920	SR PW-Overhead	20679	PW SSR - Street & Sewer Repair	10029981	PW-Overhead	2	PW-Bureau Overhead	581520	Ef-SFGH-Medical Service	-31462	-31462
DPW	DPH	DPW-DPH	207959	DPW BUF Budgetary	207990	DPW Operations	249642	DPW Urban Forestry	Self Su	13920	SR PW-Overhead	10002	Interdepartmental-Overhead	10029981	PW-Overhead	2	PW-Bureau Overhead	581520	Ef-SFGH-Medical Service	0	0
DPW	DPH	DPW-DPH	207959	DPW BUF Budgetary	207990	DPW Operations	249642	DPW Urban Forestry	Self Su	13920	SR PW-Overhead	20681	PW BUF - Urban Forestry	10029981	PW-Overhead	2	PW-Bureau Overhead	581520	Ef-SFGH-Medical Service	-49561	-49561
DPW	DPH	DPW-DPH	229882	DPW DDO Operations Deputy	207990	DPW Operations	207722	DPW Dpty Dir of Operations	Self Su	13920	SR PW-Overhead	20677	PW GEN - General Admin	10029981	PW-Overhead	1	PW-Dept Overhead	581580	GF-Chs-Toxic Waste&Haz Mat Svc	-325614	-325614
DPW	DPH	DPW-DPH	232636	DPW OFFMA Deputy	229889	DPW Administration	229881	DPW Dpty Director Fin & Admin	Self Su	13920	SR PW-Overhead	20677	PW GEN - General Admin	10029981	PW-Overhead	1	PW-Dept Overhead	581520	Ef-SFGH-Medical Service	0	0
DPW	DPH	DPW-DPH	232636	DPW OFFMA Deputy	229889	DPW Administration	229881	DPW Dpty Director Fin & Admin	Self Su	13920	SR PW-Overhead	20677	PW GEN - General Admin	10029981	PW-Overhead	1	PW-Dept Overhead	581580	GF-Chs-Toxic Waste&Haz Mat Svc	0	0

15.20.012 3.b.2. Interdepartmental Services Balancing – Detail Level - 2.22.21

Requesting Dept	Performing Dept	Department Pair	Department Code	Department Title	Division Code	Division Title	Section Code	Section Description	GFS Type	Fund Code	Fund Title	Authority Code	Authority Title	Project Code	Project Title	Activity Code	Activity Title	Account Code	Account Title	BY Amt - Dept	BY+1 Amt - Dept Request
DPW	DPH	DPW-DPH	251656	HGH Empl & Occupational Healt	242641	HGH Zuckerberg SF General	251963	HGH Ops Diagnostic & Support	GFS	21080	SFGH-Op Annual Account Ct	10000	Operating	10001858	HG OCCHLTH NON-OPERATII	2	9504 OHS WORK ORDER RECOVERY	486560	Exp Rec Fr Public Works (AAO)	290053	290053
DPW	DPH	DPW-DPH	251975	HPH EnvirHlth	240661	HPH Population Health Divisior	251975	HPH EnvirHlth	GFS	10060	GF Work Order	10002	Interdepartmental-Overhead	10001978	HD EH WO-Toxics	1	WO-Toxics	486560	Exp Rec Fr Public Works (AAO)	325614	325614
DPW	DPW	DPW-DPW	207729	DPW DO Director	229889	DPW Administration	207728	DPW Director's Office	Self St	13920	SR PW-Overhead	20677	PW GEN - General Admin	10029981	PW-Overhead	1	PW-Dept Overhead	581067	Sr-DPW-Building Repair	-110166	-110166
DPW	DPW	DPW-DPW	207950	DPW BDC Budgetary	207989	DPW Buildings	229802	DPW Building Desgn & Construct	GFS	10040	GF PW Work Order	10002	Interdepartmental-Overhead	10036172	PW BBR IDS	2	PW BDC BBR Site Assess Hazmat	486560	Exp Rec Fr Public Works (AAO)	4500	4500
DPW	DPW	DPW-DPW	207950	DPW BDC Budgetary	207989	DPW Buildings	229802	DPW Building Desgn & Construct	Self St	13920	SR PW-Overhead	10002	Interdepartmental-Overhead	10029981	PW-Overhead	2	PW-Bureau Overhead	581067	Sr-DPW-Building Repair	0	0
DPW	DPW	DPW-DPW	207950	DPW BDC Budgetary	207989	DPW Buildings	229802	DPW Building Desgn & Construct	Self St	13920	SR PW-Overhead	10002	Interdepartmental-Overhead	10029981	PW-Overhead	2	PW-Bureau Overhead	581071	Sr-DPW-Engineering	0	0
DPW	DPW	DPW-DPW	207950	DPW BDC Budgetary	207989	DPW Buildings	229802	DPW Building Desgn & Construct	Self St	13920	SR PW-Overhead	10002	Interdepartmental-Overhead	10029981	PW-Overhead	2	PW-Bureau Overhead	581072	Sr-DPW-Geog. Information Sys	0	0
DPW	DPW	DPW-DPW	207950	DPW BDC Budgetary	207989	DPW Buildings	229802	DPW Building Desgn & Construct	Self St	13920	SR PW-Overhead	20675	PW BDC - Building Dsgn & Const	10029981	PW-Overhead	2	PW-Bureau Overhead	581067	Sr-DPW-Building Repair	-730237	-730237
DPW	DPW	DPW-DPW	207950	DPW BDC Budgetary	207989	DPW Buildings	229802	DPW Building Desgn & Construct	Self St	13920	SR PW-Overhead	20675	PW BDC - Building Dsgn & Const	10029981	PW-Overhead	2	PW-Bureau Overhead	581071	Sr-DPW-Engineering	-20000	-20000
DPW	DPW	DPW-DPW	207950	DPW BDC Budgetary	207989	DPW Buildings	229802	DPW Building Desgn & Construct	Self St	13920	SR PW-Overhead	20675	PW BDC - Building Dsgn & Const	10029981	PW-Overhead	2	PW-Bureau Overhead	581072	Sr-DPW-Geog. Information Sys	-20000	-20000
DPW	DPW	DPW-DPW	207951	DPW BBR Budgetary	207990	DPW Operations	229822	DPW Building Repair	GFS	10000	GF Annual Account Ctrl	10000	Operating	10029976	PW-Bldg and Plaza Maint	1	PW-All Activities	581066	Sr-DPW-Architecture	0	0
DPW	DPW	DPW-DPW	207951	DPW BBR Budgetary	207990	DPW Operations	229822	DPW Building Repair	GFS	10000	GF Annual Account Ctrl	20676	PW BBR - Building Repair	10034422	PW Operating	1	PW Operating	581066	Sr-DPW-Architecture	-4500	-4500
DPW	DPW	DPW-DPW	207951	DPW BBR Budgetary	207990	DPW Operations	229822	DPW Building Repair	GFS	10040	GF PW Work Order	10002	Interdepartmental-Overhead	10036173	PW BDC IDS	2	PW BBR BDC M&R	486560	Exp Rec Fr Public Works (AAO)	730237	730237
DPW	DPW	DPW-DPW	207951	DPW BBR Budgetary	207990	DPW Operations	229822	DPW Building Repair	GFS	10040	GF PW Work Order	10002	Interdepartmental-Overhead	10036174	PW BSM IDS	2	PW BBR BSM M&R	486560	Exp Rec Fr Public Works (AAO)	34700	34700
DPW	DPW	DPW-DPW	207951	DPW BBR Budgetary	207990	DPW Operations	229822	DPW Building Repair	GFS	10040	GF PW Work Order	10002	Interdepartmental-Overhead	10036175	PW BUF IDS	2	PW BBR BUF Gas Tax Ops	486560	Exp Rec Fr Public Works (AAO)	45304	45304
DPW	DPW	DPW-DPW	207951	DPW BBR Budgetary	207990	DPW Operations	229822	DPW Building Repair	GFS	10040	GF PW Work Order	10002	Interdepartmental-Overhead	10036175	PW BUF IDS	4	PW BBR BUF Overhead M&R	486560	Exp Rec Fr Public Works (AAO)	41816	41816
DPW	DPW	DPW-DPW	207951	DPW BBR Budgetary	207990	DPW Operations	229822	DPW Building Repair	GFS	10040	GF PW Work Order	10002	Interdepartmental-Overhead	10036176	PW GEN IDS	2	PW BBR OFFMA M&R	486560	Exp Rec Fr Public Works (AAO)	110166	110166
DPW	DPW	DPW-DPW	207951	DPW BBR Budgetary	207990	DPW Operations	229822	DPW Building Repair	GFS	10040	GF PW Work Order	10002	Interdepartmental-Overhead	10036177	PW IDC IDS	2	PW BBR IDC M&R	486560	Exp Rec Fr Public Works (AAO)	599600	599600
DPW	DPW	DPW-DPW	207951	DPW BBR Budgetary	207990	DPW Operations	229822	DPW Building Repair	GFS	10040	GF PW Work Order	10002	Interdepartmental-Overhead	10036178	PW SES IDS	2	PW BBR SES General Fund Ops	486560	Exp Rec Fr Public Works (AAO)	165845	165845
DPW	DPW	DPW-DPW	207951	DPW BBR Budgetary	207990	DPW Operations	229822	DPW Building Repair	GFS	10040	GF PW Work Order	10002	Interdepartmental-Overhead	10036178	PW SES IDS	3	PW BBR SES Gas Tax Ops	486560	Exp Rec Fr Public Works (AAO)	99398	99398
DPW	DPW	DPW-DPW	207951	DPW BBR Budgetary	207990	DPW Operations	229822	DPW Building Repair	GFS	10040	GF PW Work Order	10002	Interdepartmental-Overhead	10036178	PW SES IDS	5	PW BBR SES Overhead M&R	486560	Exp Rec Fr Public Works (AAO)	106698	106698
DPW	DPW	DPW-DPW	207951	DPW BBR Budgetary	207990	DPW Operations	229822	DPW Building Repair	GFS	10040	GF PW Work Order	10002	Interdepartmental-Overhead	10036179	PW SSR IDS	2	PW BBR SSR Road Fund M&R	486560	Exp Rec Fr Public Works (AAO)	440296	440296
DPW	DPW	DPW-DPW	207951	DPW BBR Budgetary	207990	DPW Operations	229822	DPW Building Repair	GFS	10040	GF PW Work Order	10002	Interdepartmental-Overhead	10036179	PW SSR IDS	4	PW BBR SSR Overhead M&R	486560	Exp Rec Fr Public Works (AAO)	78065	78065
DPW	DPW	DPW-DPW	207954	DPW IDC Budgetary	207988	DPW Infrastructure	229863	DPW Infrastcr Desgn & Const	GFS	10040	GF PW Work Order	10002	Interdepartmental-Overhead	10036173	PW BDC IDS	3	PW IDC BDC Eng Support	486560	Exp Rec Fr Public Works (AAO)	20000	20000
DPW	DPW	DPW-DPW	207954	DPW IDC Budgetary	207988	DPW Infrastructure	229863	DPW Infrastcr Desgn & Const	Self St	13920	SR PW-Overhead	10002	Interdepartmental-Overhead	10029981	PW-Overhead	2	PW-Bureau Overhead	581067	Sr-DPW-Building Repair	0	0
DPW	DPW	DPW-DPW	207954	DPW IDC Budgetary	207988	DPW Infrastructure	229863	DPW Infrastcr Desgn & Const	Self St	13920	SR PW-Overhead	10002	Interdepartmental-Overhead	10029981	PW-Overhead	2	PW-Bureau Overhead	581072	Sr-DPW-Geog. Information Sys	0	0
DPW	DPW	DPW-DPW	207954	DPW IDC Budgetary	207988	DPW Infrastructure	229863	DPW Infrastcr Desgn & Const	Self St	13920	SR PW-Overhead	20678	PW IDC - Infra Dsgn & Const	10029981	PW-Overhead	2	PW-Bureau Overhead	581067	Sr-DPW-Building Repair	-599600	-599600
DPW	DPW	DPW-DPW	207954	DPW IDC Budgetary	207988	DPW Infrastructure	229863	DPW Infrastcr Desgn & Const	Self St	13920	SR PW-Overhead	20678	PW IDC - Infra Dsgn & Const	10029981	PW-Overhead	2	PW-Bureau Overhead	581072	Sr-DPW-Geog. Information Sys	-20000	-20000
DPW	DPW	DPW-DPW	207955	DPW GEN Budgetary	229889	DPW Administration	207955	DPW GEN Budgetary	Self St	13920	SR PW-Overhead	10002	Interdepartmental-Overhead	10029981	PW-Overhead	1	PW-Dept Overhead	581067	Sr-DPW-Building Repair	0	0
DPW	DPW	DPW-DPW	207956	DPW SES Budgetary	207990	DPW Operations	229897	DPW Street Environment Svcs	GFS	10000	GF Annual Account Ctrl	10000	Operating	10029977	PW-Cleaning Services	1	Cleaning Services	581067	Sr-DPW-Building Repair	0	0
DPW	DPW	DPW-DPW	207956	DPW SES Budgetary	207990	DPW Operations	229897	DPW Street Environment Svcs	GFS	10000	GF Annual Account Ctrl	20680	PW SES - Street Env Services	10034422	PW Operating	1	PW Operating	581067	Sr-DPW-Building Repair	-165845	-165845
DPW	DPW	DPW-DPW	207956	DPW SES Budgetary	207990	DPW Operations	229897	DPW Street Environment Svcs	GFS	10040	GF PW Work Order	10002	Interdepartmental-Overhead	10036179	PW SSR IDS	5	PW SES SSR Overhead Radio Rm	486560	Exp Rec Fr Public Works (AAO)	39656	39656
DPW	DPW	DPW-DPW	207956	DPW SES Budgetary	207990	DPW Operations	229897	DPW Street Environment Svcs	GFS	12770	SR Gas Tax-Annually Budget	10000	Operating	10029977	PW-Cleaning Services	1	Cleaning Services	581067	Sr-DPW-Building Repair	0	0
DPW	DPW	DPW-DPW	207956	DPW SES Budgetary	207990	DPW Operations	229897	DPW Street Environment Svcs	GFS	12770	SR Gas Tax-Annually Budget	10000	Operating	10029977	PW-Cleaning Services	1	Cleaning Services	581078	Sr-DPW-Street Repair	0	0
DPW	DPW	DPW-DPW	207956	DPW SES Budgetary	207990	DPW Operations	229897	DPW Street Environment Svcs	Self St	12769	SR Gas Tax Annual Authority	20680	PW SES - Street Env Services	10034422	PW Operating	1	PW Operating	581067	Sr-DPW-Building Repair	-99398	-99398
DPW	DPW	DPW-DPW	207956	DPW SES Budgetary	207990	DPW Operations	229897	DPW Street Environment Svcs	Self St	12769	SR Gas Tax Annual Authority	20680	PW SES - Street Env Services	10034422	PW Operating	1	PW Operating	581078	Sr-DPW-Street Repair	-23510	-23510
DPW	DPW	DPW-DPW	207956	DPW SES Budgetary	207990	DPW Operations	229897	DPW Street Environment Svcs	Self St	13920	SR PW-Overhead	10002	Interdepartmental-Overhead	10029981	PW-Overhead	2	PW-Bureau Overhead	581067	Sr-DPW-Building Repair	0	0
DPW	DPW	DPW-DPW	207956	DPW SES Budgetary	207990	DPW Operations	229897	DPW Street Environment Svcs	Self St	13920	SR PW-Overhead	10002	Interdepartmental-Overhead	10029981	PW-Overhead	2	PW-Bureau Overhead	581072	Sr-DPW-Geog. Information Sys	0	0
DPW	DPW	DPW-DPW	207956	DPW SES Budgetary	207990	DPW Operations	229897	DPW Street Environment Svcs	Self St	13920	SR PW-Overhead	20680	PW SES - Street Env Services	10029981	PW-Overhead	2	PW-Bureau Overhead	581067	Sr-DPW-Building Repair	-106698	-106698
DPW	DPW	DPW-DPW	207956	DPW SES Budgetary	207990	DPW Operations	229897	DPW Street Environment Svcs	Self St	13920	SR PW-Overhead	20680	PW SES - Street Env Services	10029981	PW-Overhead	2	PW-Bureau Overhead	581072	Sr-DPW-Geog. Information Sys	-16500	-16500
DPW	DPW	DPW-DPW	207957	DPW BSM Budgetary	207988	DPW Infrastructure	229906	DPW Street Use & Mapping	GFS	10040	GF PW Work Order	10002	Interdepartmental-Overhead	10036173	PW BDC IDS	4	PW BSM BDC GIS	486560	Exp Rec Fr Public Works (AAO)	20000	20000
DPW	DPW	DPW-DPW	207957	DPW BSM Budgetary	207988	DPW Infrastructure	229906	DPW Street Use & Mapping	GFS	10040	GF PW Work Order	10002	Interdepartmental-Overhead	10036175	PW BUF IDS	5	PW BSM BUF GIS	486560	Exp Rec Fr Public Works (AAO)	3500	3500
DPW	DPW	DPW-DPW	207957	DPW BSM Budgetary	207988	DPW Infrastructure	229906	DPW Street Use & Mapping	GFS	10040	GF PW Work Order	10002	Interdepartmental-Overhead	10036177	PW IDC IDS	3	PW BSM IDC GIS	486560	Exp Rec Fr Public Works (AAO)	20000	20000
DPW	DPW	DPW-DPW	207957	DPW BSM Budgetary	207988	DPW Infrastructure	229906	DPW Street Use & Mapping	GFS	10040	GF PW Work Order	10002	Interdepartmental-Overhead	10036178	PW SES IDS	6	PW BSM SES GIS	486560	Exp Rec Fr Public Works (AAO)	16500	16500
DPW	DPW	DPW-DPW	207957	DPW BSM Budgetary	207988	DPW Infrastructure	229906	DPW Street Use & Mapping	GFS	10040	GF PW Work Order	10002	Interdepartmental-Overhead	10036179	PW SSR IDS	6	PW BSM SSR Excavation Permit	486560	Exp Rec Fr Public Works (AAO)	10986	10986
DPW	DPW	DPW-DPW	207957	DPW BSM Budgetary	207988	DPW Infrastructure	229906	DPW Street Use & Mapping	GFS	10040	GF PW Work Order	10002	Interdepartmental-Overhead	10036179	PW SSR IDS	7	PW BSM SSR GIS	486560	Exp Rec Fr Public Works (AAO)	20000	20000
DPW	DPW	DPW-DPW	207957	DPW BSM Budgetary	207988	DPW Infrastructure	229906	DPW Street Use & Mapping	Self St	13920	SR PW-Overhead	10002	Interdepartmental-Overhead	10029981	PW-Overhead	2	PW-Bureau Overhead	581067	Sr-DPW-Building Repair	0	0
DPW	DPW	DPW-DPW	207957	DPW BSM Budgetary	207988	DPW Infrastructure	229906	DPW Street Use & Mapping	Self St	13920	SR PW-Overhead	20682	PW BSM - Street Use & Mapping	10029981	PW-Overhead	2	PW-Bureau Overhead	581067	Sr-DPW-Building Repair	-34700	-34700
DPW	DPW	DPW-DPW	207958	DPW SSR Budgetary	207990	DPW Operations	229909	DPW Street & Sewer Repair	GFS	10040	GF PW Work Order	10002	Interdepartmental-Overhead	10036175	PW BUF IDS	3	PW SSR BUF Gas Tax Ops	486560	Exp Rec Fr Public Works (AAO)	7500	7500
DPW	DPW	DPW-DPW	207958	DPW SSR Budgetary	207990	DPW Operations	229909	DPW Street & Sewer Repair	GFS	10040	GF PW Work Order	10002	Interdepartmental-Overhead	10036178	PW SES IDS	4	PW SSR SES Gas Tax Ops	486560	Exp Rec Fr Public Works (AAO)	23510	23510
DPW	DPW	DPW-DPW	207958	DPW SSR Budgetary	207990	DPW Operations	229909	DPW Street & Sewer Repair	GFS	12790	SR Road - Annually Budgetec	10000	Operating	10029980	PW-Street Repair	1	PW-All Activities	581067	Sr-DPW-Building Repair	0	0
DPW	DPW	DPW-DPW	207958	DPW SSR Budgetary	207990	DPW Operations	229909	DPW Street & Sewer Repair	GFS	12790	SR Road - Annually Budgetec	10000	Operating	10029980	PW-Street Repair	1	PW-All Activities	581081	Sr-DPW-Urban Forestry	0	0
DPW	DPW	DPW-DPW	207958	DPW SSR Budgetary	207990	DPW Operations	229909	DPW Street & Sewer Repair	Self St	12789	SR Road Annual Authority	20679	PW SSR - Street & Sewer Repair	10034422	PW Operating	1	PW Operating	581067	Sr-DPW-Building Repair	-440296	-440296
DPW	DPW	DPW-DPW	207958	DPW SSR Budgetary	207990	DPW Operations	229909	DPW Street & Sewer Repair	Self St	12789	SR Road Annual Authority	20679	PW SSR - Street & Sewer Repair	10034422	PW Operating	1	PW Operating	581081	Sr-DPW-Urban Forestry	-400000	-400000
DPW	DPW	DPW-DPW	207958	DPW SSR Budgetary	207990	DPW Operations	229909	DPW Street & Sewer Repair	Self St	13920	SR PW-Overhead	10002	Interdepartmental-Overhead	10029981	PW-Overhead	2	PW-Bureau Overhead	581067	Sr-DPW-Building Repair	0	0
DPW	DPW	DPW-DPW	207958	DPW SSR Budgetary	207990	DPW Operations	229909	DPW Street & Sewer Repair	Self St	13920	SR PW-Overhead	10002	Interdepartmental-Overhead	10029981	PW-Overhead	2	PW-Bureau Overhead	581068	Sr-DPW-Street Cleaning	0	0
DPW	DPW	DPW-DPW	207958	DPW SSR Budgetary	207990	DPW Operations	229909	DPW Street & Sewer Repair	Self St	13920	SR PW-Overhead	10002	Interdepartmental-Overhead	10029981	PW-Overhead	2	PW-Bureau Overhead	581069	Sr-DPW-Street Use & Mapping	0	0
DPW	DPW	DPW-DPW	207958	DPW SSR Budgetary	207990	DPW Operations	229909	DPW Street & Sewer Repair	Self St	13920	SR PW-Overhead	10002	Interdepartmental-Overhead	10029981	PW-Overhead	2	PW-Bureau Overhead	581072	Sr-DPW-Geog. Information Sys	0	0
DPW	DPW	DPW-DPW	207958	DPW SSR Budgetary	207990	DPW Operations	229909	DPW Street & Sewer Repair	Self St	13920	SR PW-Overhead	20679	PW SSR - Street & Sewer Repair	10029981	PW-Overhead	2	PW-Bureau Overhead	581067	Sr-DPW-Building Repair	-78065	-78065
DPW	DPW	DPW-DPW	207958	DPW SSR Budgetary	207990	DPW Operations	229909	DPW Street & Sewer Repair	Self St	13920	SR PW-Overhead	20679	PW SSR - Street & Sewer Repair	10029981	PW-Overhead	2	PW-Bureau Overhead	581068	Sr-DPW-Street Cleaning	-39656	-39656
DPW	DPW	DPW-DPW	207958	DPW SSR Budgetary	207990	DPW Operations	229909	DPW Street & Sewer Repair	Self St	13920	SR PW-Overhead	20679	PW SSR - Street & Sewer Repair	10029981	PW-Overhead	2	PW-Bureau Overhead	581069	Sr-DPW-Street Use & Mapping	-10986	-10986
DPW	DPW	DPW-DPW	207958	DPW SSR Budgetary	207990	DPW Operations	229909	DPW Street & Sewer Repair	Self St	13920	SR PW-Overhead	20679	PW SSR - Street & Sewer Repair	10029981	PW-Overhead	2	PW-Bureau Overhead	581072	Sr-DPW-Geog. Information Sys	-20000	-20000
DPW	DPW	DPW-DPW	207959	DPW BUF Budgetary	207990	DPW Operations	249642	DPW Urban Forestry	GFS	10040	GF PW Work Order	10002	Interdepartmental-Overhead	10036179	PW SSR IDS	3	PW BUF SSR Road Structures	486560	Exp Rec Fr Public Works (AAO)	400000	400000
DPW	DPW	DPW-DPW	207959	DPW BUF Budgetary	207990	DPW Operations	249642	DPW Urban Forestry	GFS	12770	SR Gas Tax-Annually Budget	10000	Operating	10029979	PW-Tree and Median Maint	1	Median Maintenance	581067	Sr-DPW-Building Repair	0	0
DPW	DPW	DPW-DPW	207959	DPW BUF Budgetary	207990	DPW Operations	249642	DPW Urban Forestry	GFS	12770	SR Gas Tax-Annually Budget	10000	Operating	10029979	PW-Tree and Median Maint	1	Median Maintenance	581078	Sr-DPW-Street Repair	0	0
DPW	DPW	DPW-DPW	207959	DPW BUF Budgetary	207990	DPW Operations	249642	DPW Urban Forestry	Self St	12769	SR Gas Tax Annual Authority	20681	PW BUF - Urban Forestry	10034422	PW Operating	1	PW Operating	581067	Sr-DPW-Building Repair	-45304	-45304
DPW	DPW	DPW-DPW	207959	DPW BUF Budgetary	207990	DPW Operations	249642	DPW Urban Forestry	Self St	12769	SR Gas Tax Annual Authority	20681	PW BUF - Urban Forestry	10034422	PW Operating	1	PW Operating	581078	Sr-DPW-Street Repair	-7500	-7500
DPW	DPW	DPW-DPW	207959	DPW BUF Budgetary	207990	DPW Operations	249642	DPW Urban Forestry	Self St	13920	SR PW-Overhead	10002	Interdepartmental-Overhead	10029981	PW-Overhead	2	PW-Bureau Overhead	581067	Sr-DPW-Building Repair	0	0
DPW	DPW	DPW-DPW	207959	DPW BUF Budgetary	207990	DPW Operations	249642	DPW Urban Forestry	Self St	13920	SR PW-Overhead	10002	Interdepartmental-Overhead	10029981	PW-Overhead	2	PW-Bureau Overhead	581072	Sr-DPW-Geog. Information Sys	0	0
DPW	DPW	DPW-DPW	207959	DPW BUF Budgetary	207990	DPW Operations	249642	DPW Urban Forestry	Self St	13920	SR PW-Overhead	20681	PW BUF - Urban Forestry	10029981	PW-Overhead	2	PW-Bureau Overhead	581067	Sr-DPW-Building Repair	-41816	-41816
DPW	DPW	DPW-DPW	207959	DPW BUF Budgetary	207990	DPW Operations	249642	DPW Urban Forestry	Self St	13920	SR PW-Overhead	20681	PW BUF - Urban Forestry	10029981	PW-Overhead	2	PW-Bureau Overhead	581072	Sr-DPW-Geog. Information Sys	-3500	-3500
DPW	DPW	DPW-DPW	207959	DPW BUF Budgetary	207990	DPW Operations	249642	DPW Urban Forestry	Self St	13985	SR 2016 Prop E StreetTreeM	20681	PW BUF - Urban Forestry	10034422	PW Operating	1	PW Operating	581069	Sr-DPW-Street Use & Mapping	0	0
DPW	DPW	DPW-DPW	232636	DPW OFFMA Deputy	229889	DPW Administration	229881	DPW Dpty Director Fin & Admin	Self St	13920	SR PW-Overhead	20677	PW GEN - General Admin	10029981	PW-Overhead	1	PW-Dept Overhead	581067	Sr-DPW-Building Repair	0	0
DPW	DPW	DPW-DPW	249641	DPW BUF Administration	207990	DPW Operations	249642	DPW Urban Forestry	Self St	13985	SR 2016 Prop E StreetTreeM	20448	PW Tree Maintenance Fund	10031233	WF Buf Tree Maintenance Fu	1	Buf Tree Maintenance Fund Budg	581069	Sr-DPW-Street Use & Mapping	0	0
DPW	ENV	DPW-ENV	207959	DPW BUF Budgetary	207990	DPW Operations	249642	DPW Urban Forestry	Self St	13920	SR PW-Overhead	10002	Interdepartmental-Overhead	10029981	PW-Overhead	2	PW-Bureau Overhead	581370	GF-Environment	0	0
DPW	ENV	DPW-ENV	207959	DPW BUF Budgetary	207990	DPW Operations	249642	DPW Urban Forestry	Self St	13920	SR PW-Overhead	20681	PW BUF - Urban Forestry	10029981	PW-Overhead	2	PW-Bureau Overhead	581370	GF-Environment	-29169	-29169
DPW	ENV	DPW-ENV	207959	DPW BUF Budgetary	207990	DPW Operations	249642	DPW Urban Forestry	Self St	13985	SR 2016 Prop E StreetTreeM	20681	PW BUF - Urban Forestry	10034422	PW Operating	1	PW Operating	581370	GF-Environment	-31111	-31111
DPW	ENV	DPW-ENV	229994	ENV Environment					Self St	12200	SR Env-Operating-Non-Proje	10000	Operating	10026725	EV Environmental Services	1	EV Environmental Services	486560	Exp Rec Fr Public Works (AAO)	28139	28139
DPW	ENV	DPW-ENV	229994	ENV Environment					Self St	12200	SR Env-Operating-Non-Proje	10000	Operating	10026726	EV Urban Forestry	1	EV Urban Forestry	486560	Exp Rec Fr Public Works (AAO)	37142	37142
DPW	ENV	DPW-ENV	249641	DPW BUF Administration	207990	DPW Operations	249642	DPW Urban Forestry	Self St	13985	SR 2016 Prop E StreetTreeM	20448	PW Tree Maintenance Fund	10031233	WF Buf Tree Maintenance Fu	1	Buf Tree Maintenance Fund Budg	581370	GF-Environment	0	0
DPW	HRD	DPW-HRD	207721	DPW Dpty Dir of Buildings	207989	DPW Buildings	207721	DPW Dpty Dir of Buildings	Self St	13920	SR PW-Overhead	20677	PW GEN - General Admin	10029981	PW-Overhead	1	PW-Dept Overhead	581460	GF-HR-Workers' Comp Claims	-76678	-76678
DPW	HRD	DPW-HRD	207729	DPW DO Director	229889	DPW Administration	207728	DPW Director's Office	Self St	13920	SR PW-Overhead	20677	PW GEN - General Admin	10029981	PW-Overhead	1	PW-Dept Overhead	581460	GF-HR-Workers' Comp Claims	-80806	-80806
DPW	HRD	DPW-HRD	207951	DPW BBR Budgetary	207990	DPW Operations	229822	DPW Building Repair	Self St	13920	SR PW-Overhead	10002	Interdepartmental-Overhead	10029981	PW-Overhead	2	PW-Bureau Overhead	581490	GF-HR-Drug Testing	0	0
DPW	HRD	DPW-HRD	207951	DPW BBR Budgetary	207990	DPW Operations	229822	DPW Building Repair	Self St	13920	SR PW-Overhead	20676	PW BBR - Building Repair	10029981	PW-Overhead	2	PW-Bureau Overhead	581490	GF-HR-Drug Testing	-2170	-2170
DPW	HRD	DPW-HRD	207955	DPW GEN Budgetary	229889	DPW Administration	207955	DPW GEN Budgetary	Self St	13920	SR PW-Overhead	10002	Interdepartmental-Overhead	10029981	PW-Overhead	1	PW-Dept Overhead	581460	GF-HR-Workers' Comp Claims	0	0
DPW	HRD	DPW-HRD	207956	DPW SES Budgetary	207990	DPW Operations	229897	DPW Street Environment Svcs	Self St	13920	SR PW-Overhead	10002	Interdepartmental-Overhead	10029981	PW-Overhead	2	PW-Bureau Overhead	581490	GF-HR-Drug Testing	0	0
DPW	HRD	DPW-HRD	207956	DPW SES Budgetary	207990	DPW Operations	229897	DPW Street Environment Svcs	Self St	13920	SR PW-Overhead	20680	PW SES - Street Env Services	10029981	PW-Overhead	2	PW-Bureau Overhead	581490	GF-HR-Drug Testing	-35427	-35427
DPW	HRD	DPW-HRD	207958	DPW SSR Budgetary	207990	DPW Operations	229909	DPW Street & Sewer Repair	Self St	13920	SR PW-Overhead	10002	Interdepartmental-Overhead	10029981	PW-Overhead	2	PW-Bureau Overhead	581490	GF-HR-Drug Testing	0	0

15.20.012 3.b.2. Interdepartmental Services Balancing – Detail Level - 2.22.21

Requesting Dept	Performing Dept	Department Pair	Department Code	Department Title	Division Code	Division Title	Section Code	Section Description	GFS Type	Fund Code	Fund Title	Authority Code	Authority Title	Project Code	Project Title	Activity Code	Activity Title	Account Code	Account Title	BY Amt - Dept	BY+1 Amt - Dept Request
DPW	HRD	DPW-HRD	207958	DPW SSR Budgetary	207990	DPW Operations	229909	DPW Street & Sewer Repair	Self St	13920	SR PW-Overhead	20679	PW SSR - Street & Sewer Repair	10029981	PW-Overhead	2	PW-Bureau Overhead	581490	GF-HR-Drug Testing	-4695	-4695
DPW	HRD	DPW-HRD	207959	DPW BUF Budgetary	207990	DPW Operations	249642	DPW Urban Forestry	Self St	13920	SR PW-Overhead	10002	Interdepartmental-Overhead	10029981	PW-Overhead	2	PW-Bureau Overhead	581490	GF-HR-Drug Testing	0	0
DPW	HRD	DPW-HRD	207959	DPW BUF Budgetary	207990	DPW Operations	249642	DPW Urban Forestry	Self St	13920	SR PW-Overhead	20681	PW BUF - Urban Forestry	10029981	PW-Overhead	2	PW-Bureau Overhead	581490	GF-HR-Drug Testing	-10152	-10152
DPW	HRD	DPW-HRD	229873	DPW Dpty Dir of Infrastructure	207988	DPW Infrastructure	229873	DPW Dpty Dir of Infrastructure	Self St	13920	SR PW-Overhead	20677	PW GEN - General Admin	10029981	PW-Overhead	1	PW-Dept Overhead	581460	GF-HR-Workers' Comp Claims	-101318	-101318
DPW	HRD	DPW-HRD	229882	DPW DDO Operations Deputy	207990	DPW Operations	207722	DPW Dpty Dir of Operations	Self St	13920	SR PW-Overhead	20677	PW GEN - General Admin	10029981	PW-Overhead	1	PW-Dept Overhead	581460	GF-HR-Workers' Comp Claims	-3729695	-3729695
DPW	HRD	DPW-HRD	232022	HRD Administration	232022	HRD Administration			GFS	10000	GF Annual Account Ctrl	10000	Operating	10026742	HR Administration	1	HR Administration	486560	Exp Rec Fr Public Works (AAO)	0	0
DPW	HRD	DPW-HRD	232025	HRD Recruit-Assess-Client Svc	232025	HRD Recruit-Assess-Client Svc			GFS	10060	GF Work Order	10002	Interdepartmental-Overhead	10026742	HR Administration	1	HR Administration	486560	Exp Rec Fr Public Works (AAO)	52444	52444
DPW	HRD	DPW-HRD	232027	HRD Workers Compensation	232027	HRD Workers Compensation			Self St	12460	SR Workers' Compensation	10000	Operating	10026742	HR Administration	1	HR Administration	486560	Exp Rec Fr Public Works (AAO)	3988497	3988497
DPW	HRD	DPW-HRD	232636	DPW OFFMA Deputy	229889	DPW Administration	229881	DPW Dpty Director Fin & Admin	Self St	13920	SR PW-Overhead	20677	PW GEN - General Admin	10029981	PW-Overhead	1	PW-Dept Overhead	581460	GF-HR-Workers' Comp Claims	0	0
DPW	HRD	DPW-HRD	232636	DPW OFFMA Deputy	229889	DPW Administration	229881	DPW Dpty Director Fin & Admin	Self St	13920	SR PW-Overhead	20677	PW GEN - General Admin	10029981	PW-Overhead	1	PW-Dept Overhead	581870	GF-City Hall Fellows Program	0	0
DPW	HSS	DPW-HSS	207955	DPW GEN Budgetary	229889	DPW Administration	207955	DPW GEN Budgetary	Self St	13920	SR PW-Overhead	10002	Interdepartmental-Overhead	10029981	PW-Overhead	1	PW-Dept Overhead	515510	Health Service-Admin Cost	0	0
DPW	HSS	DPW-HSS	232636	DPW OFFMA Deputy	229889	DPW Administration	229881	DPW Dpty Director Fin & Admin	Self St	13920	SR PW-Overhead	20677	PW GEN - General Admin	10029981	PW-Overhead	1	PW-Dept Overhead	515510	Health Service-Admin Cost	-354811	-354811
DPW	HSS	DPW-HSS	291644	HSS Health Service System					GFS	10000	GF Annual Account Ctrl	10000	Operating	10001707	HT Administration	1	HSS Administration	486560	Exp Rec Fr Public Works (AAO)	367224	383706
DPW	MTA	DPW-MTA	207956	DPW SES Budgetary	207990	DPW Operations	229897	DPW Street Environment Svcs	GFS	12770	SR Gas Tax-Annually Budget	10000	Operating	10029977	PW-Cleaning Services	1	Cleaning Services	581770	GF-Parking & Traffic	0	0
DPW	MTA	DPW-MTA	207956	DPW SES Budgetary	207990	DPW Operations	229897	DPW Street Environment Svcs	Self St	12769	SR Gas Tax Annual Authority	20680	PW SES - Street Env Services	10034422	PW Operating	1	PW Operating	581770	GF-Parking & Traffic	-5000	-5000
DPW	MTA	DPW-MTA	207959	DPW BUF Budgetary	207990	DPW Operations	249642	DPW Urban Forestry	Self St	13985	SR 2016 Prop E StreetTreeM	20681	PW BUF - Urban Forestry	10034422	PW Operating	1	PW Operating	581680	Ef-Municipal Railway	-40000	-40000
DPW	MTA	DPW-MTA	207959	DPW BUF Budgetary	207990	DPW Operations	249642	DPW Urban Forestry	Self St	13985	SR 2016 Prop E StreetTreeM	20681	PW BUF - Urban Forestry	10034422	PW Operating	1	PW Operating	581770	GF-Parking & Traffic	0	0
DPW	MTA	DPW-MTA	208656	MTAAW SSD-wide	139648	MTAAW Agency-wide	208656	MTAAW SSD-wide	Self St	22870	MTA SS Op Annual Account	10000	Operating	10001723	MS Parking & Traffic Enforce	1	MS Parking & Traffic Enforceme	486560	Exp Rec Fr Public Works (AAO)	5000	5000
DPW	POL	DPW-POL	207956	DPW SES Budgetary	207990	DPW Operations	229897	DPW Street Environment Svcs	GFS	10000	GF Annual Account Ctrl	10000	Operating	10029977	PW-Cleaning Services	1	Cleaning Services	581830	GF-Police Security	0	0
DPW	POL	DPW-POL	207956	DPW SES Budgetary	207990	DPW Operations	229897	DPW Street Environment Svcs	GFS	10000	GF Annual Account Ctrl	20680	PW SES - Street Env Services	10034422	PW Operating	1	PW Operating	581830	GF-Police Security	0	-60000
DPW	POL	DPW-POL	232092	POL - FOB - Investigatiions	232091	POL - FOB - Field Operations	232092	POL - FOB - Investigatiions	GFS	10060	GF Work Order	10002	Interdepartmental-Overhead	10001897	PC Security Svc Work order	3	Dpw Graffiti Abatement	486560	Exp Rec Fr Public Works (AAO)	0	60000
DPW	PUC	DPW-PUC	207729	DPW DO Director	229889	DPW Administration	207728	DPW Director's Office	Self St	13920	SR PW-Overhead	20677	PW GEN - General Admin	10029981	PW-Overhead	1	PW-Dept Overhead	581013	GF-PUC-Ueb	0	0
DPW	PUC	DPW-PUC	207950	DPW BDC Budgetary	207989	DPW Buildings	229802	DPW Building Desgn & Construct	Self St	13920	SR PW-Overhead	10002	Interdepartmental-Overhead	10029981	PW-Overhead	2	PW-Bureau Overhead	581013	GF-PUC-Ueb	0	0
DPW	PUC	DPW-PUC	207950	DPW BDC Budgetary	207989	DPW Buildings	229802	DPW Building Desgn & Construct	Self St	13920	SR PW-Overhead	10002	Interdepartmental-Overhead	10029981	PW-Overhead	2	PW-Bureau Overhead	581051	GF-PUC-Light Heat & Power	0	0
DPW	PUC	DPW-PUC	207950	DPW BDC Budgetary	207989	DPW Buildings	229802	DPW Building Desgn & Construct	Self St	13920	SR PW-Overhead	20675	PW BDC - Building Dsgn & Const	10029981	PW-Overhead	2	PW-Bureau Overhead	581013	GF-PUC-Ueb	0	0
DPW	PUC	DPW-PUC	207950	DPW BDC Budgetary	207989	DPW Buildings	229802	DPW Building Desgn & Construct	Self St	13920	SR PW-Overhead	20675	PW BDC - Building Dsgn & Const	10029981	PW-Overhead	2	PW-Bureau Overhead	581051	GF-PUC-Light Heat & Power	0	0
DPW	PUC	DPW-PUC	207951	DPW BBR Budgetary	207990	DPW Operations	229822	DPW Building Repair	GFS	10000	GF Annual Account Ctrl	10000	Operating	10029976	PW-Bldg and Plaza Maint	1	PW-All Activities	581051	GF-PUC-Light Heat & Power	0	0
DPW	PUC	DPW-PUC	207951	DPW BBR Budgetary	207990	DPW Operations	229822	DPW Building Repair	GFS	10000	GF Annual Account Ctrl	10000	Operating	10029976	PW-Bldg and Plaza Maint	1	PW-All Activities	581063	PUC Sewer Service Charges	0	0
DPW	PUC	DPW-PUC	207951	DPW BBR Budgetary	207990	DPW Operations	229822	DPW Building Repair	GFS	10000	GF Annual Account Ctrl	20676	PW BBR - Building Repair	10034422	PW Operating	1	PW Operating	581051	GF-PUC-Light Heat & Power	-348760	-348760
DPW	PUC	DPW-PUC	207951	DPW BBR Budgetary	207990	DPW Operations	229822	DPW Building Repair	GFS	10000	GF Annual Account Ctrl	20676	PW BBR - Building Repair	10034422	PW Operating	1	PW Operating	581063	PUC Sewer Service Charges	-153100	-153100
DPW	PUC	DPW-PUC	207954	DPW IDC Budgetary	207988	DPW Infrastructure	229863	DPW Infrastcr Desgn & Const	Self St	13920	SR PW-Overhead	10002	Interdepartmental-Overhead	10029981	PW-Overhead	2	PW-Bureau Overhead	581013	GF-PUC-Ueb	0	0
DPW	PUC	DPW-PUC	207954	DPW IDC Budgetary	207988	DPW Infrastructure	229863	DPW Infrastcr Desgn & Const	Self St	13920	SR PW-Overhead	10002	Interdepartmental-Overhead	10029981	PW-Overhead	2	PW-Bureau Overhead	581051	GF-PUC-Light Heat & Power	0	0
DPW	PUC	DPW-PUC	207954	DPW IDC Budgetary	207988	DPW Infrastructure	229863	DPW Infrastcr Desgn & Const	Self St	13920	SR PW-Overhead	20678	PW IDC - Infra Dsgn & Const	10029981	PW-Overhead	2	PW-Bureau Overhead	581013	GF-PUC-Ueb	0	0
DPW	PUC	DPW-PUC	207954	DPW IDC Budgetary	207988	DPW Infrastructure	229863	DPW Infrastcr Desgn & Const	Self St	13920	SR PW-Overhead	20678	PW IDC - Infra Dsgn & Const	10029981	PW-Overhead	2	PW-Bureau Overhead	581051	GF-PUC-Light Heat & Power	0	0
DPW	PUC	DPW-PUC	207955	DPW GEN Budgetary	229889	DPW Administration	207955	DPW GEN Budgetary	Self St	13920	SR PW-Overhead	10002	Interdepartmental-Overhead	10029981	PW-Overhead	1	PW-Dept Overhead	581013	GF-PUC-Ueb	0	0
DPW	PUC	DPW-PUC	207956	DPW SES Budgetary	207990	DPW Operations	229897	DPW Street Environment Svcs	GFS	10000	GF Annual Account Ctrl	10000	Operating	10029977	PW-Cleaning Services	1	Cleaning Services	581077	Sr-CWP-Clean Water Department	0	0
DPW	PUC	DPW-PUC	207956	DPW SES Budgetary	207990	DPW Operations	229897	DPW Street Environment Svcs	GFS	10000	GF Annual Account Ctrl	20680	PW SES - Street Env Services	10034422	PW Operating	1	PW Operating	581077	Sr-CWP-Clean Water Department	-30000	-30000
DPW	PUC	DPW-PUC	207956	DPW SES Budgetary	207990	DPW Operations	229897	DPW Street Environment Svcs	Self St	13920	SR PW-Overhead	10002	Interdepartmental-Overhead	10029981	PW-Overhead	2	PW-Bureau Overhead	581013	GF-PUC-Ueb	0	0
DPW	PUC	DPW-PUC	207956	DPW SES Budgetary	207990	DPW Operations	229897	DPW Street Environment Svcs	Self St	13920	SR PW-Overhead	10002	Interdepartmental-Overhead	10029981	PW-Overhead	2	PW-Bureau Overhead	581051	GF-PUC-Light Heat & Power	0	0
DPW	PUC	DPW-PUC	207956	DPW SES Budgetary	207990	DPW Operations	229897	DPW Street Environment Svcs	Self St	13920	SR PW-Overhead	20680	PW SES - Street Env Services	10029981	PW-Overhead	2	PW-Bureau Overhead	581013	GF-PUC-Ueb	0	0
DPW	PUC	DPW-PUC	207956	DPW SES Budgetary	207990	DPW Operations	229897	DPW Street Environment Svcs	Self St	13920	SR PW-Overhead	20680	PW SES - Street Env Services	10029981	PW-Overhead	2	PW-Bureau Overhead	581051	GF-PUC-Light Heat & Power	0	0
DPW	PUC	DPW-PUC	207957	DPW BSM Budgetary	207988	DPW Infrastructure	229906	DPW Street Use & Mapping	Self St	13920	SR PW-Overhead	20682	PW BSM - Street Use & Mapping	10029981	PW-Overhead	2	PW-Bureau Overhead	581013	GF-PUC-Ueb	0	0
DPW	PUC	DPW-PUC	207958	DPW SSR Budgetary	207990	DPW Operations	229909	DPW Street & Sewer Repair	GFS	12790	SR Road - Annually Budgetec	10000	Operating	10029980	PW-Street Repair	1	PW-All Activities	581051	GF-PUC-Light Heat & Power	0	0
DPW	PUC	DPW-PUC	207958	DPW SSR Budgetary	207990	DPW Operations	229909	DPW Street & Sewer Repair	Self St	12789	SR Road Annual Authority	20679	PW SSR - Street & Sewer Repair	10034422	PW Operating	1	PW Operating	581051	GF-PUC-Light Heat & Power	0	0
DPW	PUC	DPW-PUC	207959	DPW BUF Budgetary	207990	DPW Operations	249642	DPW Urban Forestry	GFS	12770	SR Gas Tax-Annually Budget	10000	Operating	10029979	PW-Tree and Median Maint	1	Median Maintenance	581061	Ef-PUC-Water	0	0
DPW	PUC	DPW-PUC	207959	DPW BUF Budgetary	207990	DPW Operations	249642	DPW Urban Forestry	GFS	12770	SR Gas Tax-Annually Budget	10000	Operating	10029979	PW-Tree and Median Maint	1	Median Maintenance	581064	Ef-PUC-Water Charges	0	0
DPW	PUC	DPW-PUC	207959	DPW BUF Budgetary	207990	DPW Operations	249642	DPW Urban Forestry	Self St	12769	SR Gas Tax Annual Authority	20681	PW BUF - Urban Forestry	10034422	PW Operating	1	PW Operating	581061	Ef-PUC-Water	-10000	-10000
DPW	PUC	DPW-PUC	207959	DPW BUF Budgetary	207990	DPW Operations	249642	DPW Urban Forestry	Self St	12769	SR Gas Tax Annual Authority	20681	PW BUF - Urban Forestry	10034422	PW Operating	1	PW Operating	581064	Ef-PUC-Water Charges	-678700	-678700
DPW	PUC	DPW-PUC	229267	WWE0101 Administration	229309	WWE Wastewater Enterprise	229271	WWE01 Administration	Self St	20160	WWE Op Annual Account Ct	10000	Operating	10030000	UC Administration WWE	1	General Administration	486560	Exp Rec Fr Public Works (AAO)	90661	90661
DPW	PUC	DPW-PUC	232396	WTR01 Administration	232429	WTR Water Enterprise	232396	WTR01 Administration	Self St	25940	WTR Op Annual Account Ctr	10000	Operating	10029994	UW Administration WTR	10	General Regional Admin.	486560	Exp Rec Fr Public Works (AAO)	649744	649744
DPW	PUC	DPW-PUC	232403	WTR0301 CDD Shops	232429	WTR Water Enterprise	232413	WTR03 City Distribution	Self St	25940	WTR Op Annual Account Ctr	10000	Operating	10029997	UW Water Transmission WTI	20	Transmission: Peninsula Region	486560	Exp Rec Fr Public Works (AAO)	10000	10000
DPW	PUC	DPW-PUC	232636	DPW OFFMA Deputy	229889	DPW Administration	229881	DPW Dpty Director Fin & Admin	Self St	13920	SR PW-Overhead	20677	PW GEN - General Admin	10029981	PW-Overhead	1	PW-Dept Overhead	581013	GF-PUC-Ueb	0	0
DPW	PUC	DPW-PUC	276641	PUB0405 Resource Mgmt	232176	PUB Public Utilities Bureaus	232149	PUB04 Infrastructure	Self St	27180	PUC Operating Fund	10000	Operating	10026778	UB Infrastructure	6	Resource Management	486560	Exp Rec Fr Public Works (AAO)	126100	126100
DPW	PUC	DPW-PUC	292657	WWE1001 Sewer Operations	229309	WWE Wastewater Enterprise	292647	WWE10 Collection System	Self St	20160	WWE Op Annual Account Ct	10000	Operating	10030001	UC Wastewater Collection	5	General Collection System	486560	Exp Rec Fr Public Works (AAO)	5500	5500
DPW	PUC	DPW-PUC	298650	HHP0907 Light Heat & Power	231637	HHP Hetch Hetchy Water & Po	298651	HHP09 Hetchy Power	Self St	24970	HHWP Op Annual Account C	10000	Operating	10029985	UH City Programs HHP	6	Streetlights	486560	Exp Rec Fr Public Works (AAO)	278798	278798
DPW	SHF	DPW-SHF	207956	DPW SES Budgetary	207990	DPW Operations	229897	DPW Street Environment Svcs	GFS	10000	GF Annual Account Ctrl	10000	Operating	10029977	PW-Cleaning Services	1	Cleaning Services	581930	GF-Sheriff	0	0
DPW	SHF	DPW-SHF	207956	DPW SES Budgetary	207990	DPW Operations	229897	DPW Street Environment Svcs	GFS	10000	GF Annual Account Ctrl	20680	PW SES - Street Env Services	10034422	PW Operating	1	PW Operating	581930	GF-Sheriff	-35000	-35000
DPW	SHF	DPW-SHF	232331	SHF Sheriff					GFS	10000	GF Annual Account Ctrl	10000	Operating	10001938	SH Alternative Programs	1	Alternative Programs	486560	Exp Rec Fr Public Works (AAO)	35000	35000
DPW	TIS	DPW-TIS	207729	DPW DO Director	229889	DPW Administration	207728	DPW Director's Office	Self St	13920	SR PW-Overhead	20677	PW GEN - General Admin	10029981	PW-Overhead	1	PW-Dept Overhead	581280	DT SFGov TV Services	-10000	-10000
DPW	TIS	DPW-TIS	207729	DPW DO Director	229889	DPW Administration	207728	DPW Director's Office	Self St	13920	SR PW-Overhead	20677	PW GEN - General Admin	10029981	PW-Overhead	1	PW-Dept Overhead	581360	DT Telecommunications Services	-212036	-212036
DPW	TIS	DPW-TIS	207917	DT Adm Telephone Billing	207915	DT Administration	207917	DT Adm Telephone Billing	Self St	28100	ISTIF NON PROJECT CONTRC	10000	Operating	10024777	DT Dt Operating Master Proj	1	DT Operating Master Project	486560	Exp Rec Fr Public Works (AAO)	805958	805958
DPW	TIS	DPW-TIS	207921	DT Adm IDS Pass-thru	207915	DT Administration	207921	DT Adm IDS Pass-thru	Self St	28070	ISTIF Annual Authority Ctrl	17608	Dt Work Order Projects	10024810	DT INTERDEPARTMENTAL SE	8	EAs - Adobe -01	486560	Exp Rec Fr Public Works (AAO)	91755	91755
DPW	TIS	DPW-TIS	207921	DT Adm IDS Pass-thru	207915	DT Administration	207921	DT Adm IDS Pass-thru	Self St	28070	ISTIF Annual Authority Ctrl	17608	Dt Work Order Projects	10024810	DT INTERDEPARTMENTAL SE	10	EAs - Commvault 01	486560	Exp Rec Fr Public Works (AAO)	17565	17565
DPW	TIS	DPW-TIS	207921	DT Adm IDS Pass-thru	207915	DT Administration	207921	DT Adm IDS Pass-thru	Self St	28070	ISTIF Annual Authority Ctrl	17608	Dt Work Order Projects	10024810	DT INTERDEPARTMENTAL SE	12	EAs - ESRI 01	486560	Exp Rec Fr Public Works (AAO)	57500	57500
DPW	TIS	DPW-TIS	207921	DT Adm IDS Pass-thru	207915	DT Administration	207921	DT Adm IDS Pass-thru	Self St	28070	ISTIF Annual Authority Ctrl	17608	Dt Work Order Projects	10024810	DT INTERDEPARTMENTAL SE	18	EAs - Microsoft	486560	Exp Rec Fr Public Works (AAO)	351017	351017
DPW	TIS	DPW-TIS	207921	DT Adm IDS Pass-thru	207915	DT Administration	207921	DT Adm IDS Pass-thru	Self St	28070	ISTIF Annual Authority Ctrl	17608	Dt Work Order Projects	10024810	DT INTERDEPARTMENTAL SE	384	EAs - Docusign	486560	Exp Rec Fr Public Works (AAO)	4998	4998
DPW	TIS	DPW-TIS	207921	DT Adm IDS Pass-thru	207915	DT Administration	207921	DT Adm IDS Pass-thru	Self St	28070	ISTIF Annual Authority Ctrl	17608	Dt Work Order Projects	10024810	DT INTERDEPARTMENTAL SE	737	DT Depts' IT Misc Procurements	486560	Exp Rec Fr Public Works (AAO)	104530	104530
DPW	TIS	DPW-TIS	207921	DT Adm Procurement Pass-thru	207915	DT Administration	207921	DT Adm Procurement Pass-thru	Self St	28070	ISTIF Annual Authority Ctrl	17608	Dt Work Order Projects	10024810	DT INTERDEPARTMENTAL SE	1	CO - Controller Projects	486560	Exp Rec Fr Public Works (AAO)	0	0
DPW	TIS	DPW-TIS	207921	DT Adm Procurement Pass-thru	207915	DT Administration	207921	DT Adm Procurement Pass-thru	Self St	28070	ISTIF Annual Authority Ctrl	17608	Dt Work Order Projects	10024810	DT INTERDEPARTMENTAL SE	8	EAs - Adobe -01	486560	Exp Rec Fr Public Works (AAO)	0	0
DPW	TIS	DPW-TIS	207921	DT Adm Procurement Pass-thru	207915	DT Administration	207921	DT Adm Procurement Pass-thru	Self St	28070	ISTIF Annual Authority Ctrl	17608	Dt Work Order Projects	10024810	DT INTERDEPARTMENTAL SE	10	EAs - Commvault 01	486560	Exp Rec Fr Public Works (AAO)	0	0
DPW	TIS	DPW-TIS	207921	DT Adm Procurement Pass-thru	207915	DT Administration	207921	DT Adm Procurement Pass-thru	Self St	28070	ISTIF Annual Authority Ctrl	17608	Dt Work Order Projects	10024810	DT INTERDEPARTMENTAL SE	12	EAs - ESRI 01	486560	Exp Rec Fr Public Works (AAO)	0	0
DPW	TIS	DPW-TIS	207921	DT Adm Procurement Pass-thru	207915	DT Administration	207921	DT Adm Procurement Pass-thru	Self St	28070	ISTIF Annual Authority Ctrl	17608	Dt Work Order Projects	10024810	DT INTERDEPARTMENTAL SE	18	EAs - Microsoft	486560	Exp Rec Fr Public Works (AAO)	0	0
DPW	TIS	DPW-TIS	207921	DT Adm Procurement Pass-thru	207915	DT Administration	207921	DT Adm Procurement Pass-thru	Self St	28070	ISTIF Annual Authority Ctrl	17608	Dt Work Order Projects	10024810	DT INTERDEPARTMENTAL SE	384	EAs - Docusign	486560	Exp Rec Fr Public Works (AAO)	0	0
DPW	TIS	DPW-TIS	207921	DT Adm Procurement Pass-thru	207915	DT Administration	207921	DT Adm Procurement Pass-thru	Self St	28070	ISTIF Annual Authority Ctrl	17608	Dt Work Order Projects	10024810	DT INTERDEPARTMENTAL SE	737	DT Depts' IT Misc Procurements	486560	Exp Rec Fr Public Works (AAO)	0	0
DPW	TIS	DPW-TIS	207938	DT Communicatons SFGovTV	130679	DT Communications	207938	DT Communicatons SFGovTV	GFS	10000	GF Annual Account Ctrl	10000	Operating	10024777	DT Dt Operating Master Proj	1	DT Operating Master Project	486560	Exp Rec Fr Public Works (AAO)	10000	10000
DPW	TIS	DPW-TIS	207950	DPW BDC Budgetary	207989	DPW Buildings	229802	DPW Building Desgn & Construct	Self St	13920	SR PW-Overhead	10002	Interdepartmental-Overhead	10029981	PW-Overhead	2	PW-Bureau Overhead	581140	DT Technology Projects	0	0
DPW	TIS	DPW-TIS	207950	DPW BDC Budgetary	207989	DPW Buildings	229802	DPW Building Desgn & Construct	Self St	13920	SR PW-Overhead	10002	Interdepartmental-Overhead	10029981	PW-Overhead	2	PW-Bureau Overhead	581210	DT Technology Infrastructure	0	0
DPW	TIS	DPW-TIS	207950	DPW BDC Budgetary	207989	DPW Buildings	229802	DPW Building Desgn & Construct	Self St	13920	SR PW-Overhead	10002	Interdepartmental-Overhead	10029981	PW-Overhead	2	PW-Bureau Overhead	581360	DT Telecommunications Services	0	0
DPW	TIS	DPW-TIS	207950	DPW BDC Budgetary	207989	DPW Buildings	229802	DPW Building Desgn & Construct	Self St	13920	SR PW-Overhead	20675	PW BDC - Building Dsgn & Const	10029981	PW-Overhead	2	PW-Bureau Overhead	581140	DT Technology Projects	-15000	-15000
DPW	TIS	DPW-TIS	207950	DPW BDC Budgetary	207989	DPW Buildings	229802	DPW Building Desgn & Construct	Self St	13920	SR PW-Overhead	20675	PW BDC - Building Dsgn & Const	10029981	PW-Overhead	2	PW-Bureau Overhead	581210	DT Technology Infrastructure	-334315	-334315
DPW	TIS	DPW-TIS	207950	DPW BDC Budgetary	207989	DPW Buildings	229802	DPW Building Desgn & Construct	Self St	13920	SR PW-Overhead	20675	PW BDC - Building Dsgn & Const	10029981	PW-Overhead	2	PW-Bureau Overhead	581360	DT Telecommunications Services	-142699	-142699
DPW	TIS	DPW-TIS	207951	DPW BBR Budgetary	207990	DPW Operations	229822	DPW Building Repair	Self St	13920	SR PW-Overhead	10002	Interdepartmental-Overhead	10029981	PW-Overhead	2	PW-Bureau Overhead	581210	DT Technology Infrastructure	0	0
DPW	TIS	DPW-TIS	207951	DPW BBR Budgetary	207990	DPW Operations	229822	DPW Building Repair	Self St	13920	SR PW-Overhead	10002	Interdepartmental-Overhead	10029981	PW-Overhead	2	PW-Bureau Overhead	581360	DT Telecommunications Services	0	0
DPW	TIS	DPW-TIS	207951	DPW BBR Budgetary	207990	DPW Operations	229822	DPW Building Repair	Self St	13920	SR PW-Overhead	20676	PW BBR - Building Repair	10029981	PW-Overhead	2	PW-Bureau Overhead	581210	DT Technology Infrastructure	-116544	-116544
DPW	TIS	DPW-TIS	207951	DPW BBR Budgetary	207990	DPW Operations	229822	DPW Building Repair	Self St	13920	SR PW-Overhead	20676	PW BBR - Building Repair	10029981	PW-Overhead	2	PW-Bureau Overhead	581360	DT Telecommunications Services	-76805	-76805
DPW	TIS	DPW-TIS	207954	DPW IDC Budgetary	207988	DPW Infrastructure	229863	DPW Infrastcr Desgn & Const	Self St	13920	SR PW-Overhead	10002	Interdepartmental-Overhead	10029981	PW-Overhead	2	PW-Bureau Overhead	581140	DT Technology Projects	0	0
DPW	TIS	DPW-TIS	207954	DPW IDC Budgetary	207988	DPW Infrastructure	229863	DPW Infrastcr Desgn & Const	Self St	13920	SR PW-Overhead	10002	Interdepartmental-Overhead	10029981	PW-Overhead	2	PW-Bureau Overhead	581210	DT Technology Infrastructure	0	0

15.20.012 3.b.2. Interdepartmental Services Balancing – Detail Level - 2.22.21

Requesting Dept	Performing Dept	Department Pair	Department Code	Department Title	Division Code	Division Title	Section Code	Section Description	GFS Type	Fund Code	Fund Title	Authority Code	Authority Title	Project Code	Project Title	Activity Code	Activity Title	Account Code	Account Title	BY Amt - Dept	BY+1 Amt - Dept Request
DPW	TIS	DPW-TIS	207954	DPW IDC Budgetary	207988	DPW Infrastructure	229863	DPW Infrastcr Desgn & Const	Self St	13920	SR PW-Overhead	10002	Interdepartmental-Overhead	10029981	PW-Overhead	2	PW-Bureau Overhead	581360	DT Telecommunications Services	0	0
DPW	TIS	DPW-TIS	207954	DPW IDC Budgetary	207988	DPW Infrastructure	229863	DPW Infrastcr Desgn & Const	Self St	13920	SR PW-Overhead	20678	PW IDC - Infra Dsgn & Const	10029981	PW-Overhead	2	PW-Bureau Overhead	581140	DT Technology Projects	-15000	-15000
DPW	TIS	DPW-TIS	207954	DPW IDC Budgetary	207988	DPW Infrastructure	229863	DPW Infrastcr Desgn & Const	Self St	13920	SR PW-Overhead	20678	PW IDC - Infra Dsgn & Const	10029981	PW-Overhead	2	PW-Bureau Overhead	581210	DT Technology Infrastructure	-214171	-214171
DPW	TIS	DPW-TIS	207954	DPW IDC Budgetary	207988	DPW Infrastructure	229863	DPW Infrastcr Desgn & Const	Self St	13920	SR PW-Overhead	20678	PW IDC - Infra Dsgn & Const	10029981	PW-Overhead	2	PW-Bureau Overhead	581360	DT Telecommunications Services	-96442	-96442
DPW	TIS	DPW-TIS	207955	DPW GEN Budgetary	229889	DPW Administration	207955	DPW GEN Budgetary	Self St	13920	SR PW-Overhead	10002	Interdepartmental-Overhead	10029981	PW-Overhead	1	PW-Dept Overhead	581140	DT Technology Projects	0	0
DPW	TIS	DPW-TIS	207955	DPW GEN Budgetary	229889	DPW Administration	207955	DPW GEN Budgetary	Self St	13920	SR PW-Overhead	10002	Interdepartmental-Overhead	10029981	PW-Overhead	1	PW-Dept Overhead	581210	DT Technology Infrastructure	0	0
DPW	TIS	DPW-TIS	207955	DPW GEN Budgetary	229889	DPW Administration	207955	DPW GEN Budgetary	Self St	13920	SR PW-Overhead	10002	Interdepartmental-Overhead	10029981	PW-Overhead	1	PW-Dept Overhead	581280	DT SFGov TV Services	0	0
DPW	TIS	DPW-TIS	207955	DPW GEN Budgetary	229889	DPW Administration	207955	DPW GEN Budgetary	Self St	13920	SR PW-Overhead	10002	Interdepartmental-Overhead	10029981	PW-Overhead	1	PW-Dept Overhead	581325	DT Enterprise Tech Contracts	0	0
DPW	TIS	DPW-TIS	207955	DPW GEN Budgetary	229889	DPW Administration	207955	DPW GEN Budgetary	Self St	13920	SR PW-Overhead	10002	Interdepartmental-Overhead	10029981	PW-Overhead	1	PW-Dept Overhead	581360	DT Telecommunications Services	0	0
DPW	TIS	DPW-TIS	207956	DPW SES Budgetary	207990	DPW Operations	229897	DPW Street Environment Svcs	GFS	10000	GF Annual Account Ctrl	10000	Operating	10029977	PW-Cleaning Services	1	Cleaning Services	581210	DT Technology Infrastructure	0	0
DPW	TIS	DPW-TIS	207956	DPW SES Budgetary	207990	DPW Operations	229897	DPW Street Environment Svcs	GFS	10000	GF Annual Account Ctrl	10000	Operating	10029977	PW-Cleaning Services	1	Cleaning Services	581360	DT Telecommunications Services	0	0
DPW	TIS	DPW-TIS	207956	DPW SES Budgetary	207990	DPW Operations	229897	DPW Street Environment Svcs	GFS	10000	GF Annual Account Ctrl	20680	PW SES - Street Env Services	10034422	PW Operating	1	PW Operating	581210	DT Technology Infrastructure	-222034	-222034
DPW	TIS	DPW-TIS	207956	DPW SES Budgetary	207990	DPW Operations	229897	DPW Street Environment Svcs	GFS	10000	GF Annual Account Ctrl	20680	PW SES - Street Env Services	10034422	PW Operating	1	PW Operating	581360	DT Telecommunications Services	-9425	-9425
DPW	TIS	DPW-TIS	207956	DPW SES Budgetary	207990	DPW Operations	229897	DPW Street Environment Svcs	Self St	13920	SR PW-Overhead	10002	Interdepartmental-Overhead	10029981	PW-Overhead	2	PW-Bureau Overhead	581210	DT Technology Infrastructure	0	0
DPW	TIS	DPW-TIS	207956	DPW SES Budgetary	207990	DPW Operations	229897	DPW Street Environment Svcs	Self St	13920	SR PW-Overhead	10002	Interdepartmental-Overhead	10029981	PW-Overhead	2	PW-Bureau Overhead	581360	DT Telecommunications Services	0	0
DPW	TIS	DPW-TIS	207956	DPW SES Budgetary	207990	DPW Operations	229897	DPW Street Environment Svcs	Self St	13920	SR PW-Overhead	20680	PW SES - Street Env Services	10029981	PW-Overhead	2	PW-Bureau Overhead	581210	DT Technology Infrastructure	-585660	-585660
DPW	TIS	DPW-TIS	207956	DPW SES Budgetary	207990	DPW Operations	229897	DPW Street Environment Svcs	Self St	13920	SR PW-Overhead	20680	PW SES - Street Env Services	10029981	PW-Overhead	2	PW-Bureau Overhead	581360	DT Telecommunications Services	-126795	-126795
DPW	TIS	DPW-TIS	207957	DPW BSM Budgetary	207988	DPW Infrastructure	229906	DPW Street Use & Mapping	Self St	13920	SR PW-Overhead	10002	Interdepartmental-Overhead	10029981	PW-Overhead	2	PW-Bureau Overhead	581210	DT Technology Infrastructure	0	0
DPW	TIS	DPW-TIS	207957	DPW BSM Budgetary	207988	DPW Infrastructure	229906	DPW Street Use & Mapping	Self St	13920	SR PW-Overhead	10002	Interdepartmental-Overhead	10029981	PW-Overhead	2	PW-Bureau Overhead	581360	DT Telecommunications Services	0	0
DPW	TIS	DPW-TIS	207957	DPW BSM Budgetary	207988	DPW Infrastructure	229906	DPW Street Use & Mapping	Self St	13920	SR PW-Overhead	20682	PW BSM - Street Use & Mapping	10029981	PW-Overhead	2	PW-Bureau Overhead	581210	DT Technology Infrastructure	-174907	-174907
DPW	TIS	DPW-TIS	207957	DPW BSM Budgetary	207988	DPW Infrastructure	229906	DPW Street Use & Mapping	Self St	13920	SR PW-Overhead	20682	PW BSM - Street Use & Mapping	10029981	PW-Overhead	2	PW-Bureau Overhead	581360	DT Telecommunications Services	-78084	-78084
DPW	TIS	DPW-TIS	207958	DPW SSR Budgetary	207990	DPW Operations	229909	DPW Street & Sewer Repair	Self St	13920	SR PW-Overhead	10002	Interdepartmental-Overhead	10029981	PW-Overhead	2	PW-Bureau Overhead	581210	DT Technology Infrastructure	0	0
DPW	TIS	DPW-TIS	207958	DPW SSR Budgetary	207990	DPW Operations	229909	DPW Street & Sewer Repair	Self St	13920	SR PW-Overhead	10002	Interdepartmental-Overhead	10029981	PW-Overhead	2	PW-Bureau Overhead	581360	DT Telecommunications Services	0	0
DPW	TIS	DPW-TIS	207958	DPW SSR Budgetary	207990	DPW Operations	229909	DPW Street & Sewer Repair	Self St	13920	SR PW-Overhead	20679	PW SSR - Street & Sewer Repair	10029981	PW-Overhead	2	PW-Bureau Overhead	581210	DT Technology Infrastructure	-216441	-216441
DPW	TIS	DPW-TIS	207958	DPW SSR Budgetary	207990	DPW Operations	229909	DPW Street & Sewer Repair	Self St	13920	SR PW-Overhead	20679	PW SSR - Street & Sewer Repair	10029981	PW-Overhead	2	PW-Bureau Overhead	581360	DT Telecommunications Services	-27800	-27800
DPW	TIS	DPW-TIS	207959	DPW BUF Budgetary	207990	DPW Operations	249642	DPW Urban Forestry	Self St	13920	SR PW-Overhead	10002	Interdepartmental-Overhead	10029981	PW-Overhead	2	PW-Bureau Overhead	581210	DT Technology Infrastructure	0	0
DPW	TIS	DPW-TIS	207959	DPW BUF Budgetary	207990	DPW Operations	249642	DPW Urban Forestry	Self St	13920	SR PW-Overhead	10002	Interdepartmental-Overhead	10029981	PW-Overhead	2	PW-Bureau Overhead	581360	DT Telecommunications Services	0	0
DPW	TIS	DPW-TIS	207959	DPW BUF Budgetary	207990	DPW Operations	249642	DPW Urban Forestry	Self St	13920	SR PW-Overhead	20681	PW BUF - Urban Forestry	10029981	PW-Overhead	2	PW-Bureau Overhead	581210	DT Technology Infrastructure	-101978	-101978
DPW	TIS	DPW-TIS	207959	DPW BUF Budgetary	207990	DPW Operations	249642	DPW Urban Forestry	Self St	13920	SR PW-Overhead	20681	PW BUF - Urban Forestry	10029981	PW-Overhead	2	PW-Bureau Overhead	581360	DT Telecommunications Services	-35872	-35872
DPW	TIS	DPW-TIS	232341	DT Adm Administration	207915	DT Administration	232341	DT Adm Administration	Self St	28070	ISTIF Annual Authority Ctrl	17582	DT Dt Operating Master Project	10024777	DT Dt Operating Master Proj	1	DT Operating Master Project	486560	Exp Rec Fr Public Works (AAO)	5079645	5079645
DPW	TIS	DPW-TIS	232636	DPW OFFMA Deputy	229889	DPW Administration	229881	DPW Dpty Director Fin & Admin	Self St	13920	SR PW-Overhead	20677	PW GEN - General Admin	10029981	PW-Overhead	1	PW-Dept Overhead	581140	DT Technology Projects	-74487	-74487
DPW	TIS	DPW-TIS	232636	DPW OFFMA Deputy	229889	DPW Administration	229881	DPW Dpty Director Fin & Admin	Self St	13920	SR PW-Overhead	20677	PW GEN - General Admin	10029981	PW-Overhead	1	PW-Dept Overhead	581210	DT Technology Infrastructure	-3113638	-3113596
DPW	TIS	DPW-TIS	232636	DPW OFFMA Deputy	229889	DPW Administration	229881	DPW Dpty Director Fin & Admin	Self St	13920	SR PW-Overhead	20677	PW GEN - General Admin	10029981	PW-Overhead	1	PW-Dept Overhead	581280	DT SFGov TV Services	0	0
DPW	TIS	DPW-TIS	232636	DPW OFFMA Deputy	229889	DPW Administration	229881	DPW Dpty Director Fin & Admin	Self St	13920	SR PW-Overhead	20677	PW GEN - General Admin	10029981	PW-Overhead	1	PW-Dept Overhead	581325	DT Enterprise Tech Contracts	-522835	-522835
DPW	TIS	DPW-TIS	232636	DPW OFFMA Deputy	229889	DPW Administration	229881	DPW Dpty Director Fin & Admin	Self St	13920	SR PW-Overhead	20677	PW GEN - General Admin	10029981	PW-Overhead	1	PW-Dept Overhead	581360	DT Telecommunications Services	0	0
ECN	DPW	ECN-DPW	207770	ECN Real Estate Development	207770	ECN Real Estate Development			GFS	10010	GF Annual Authority Ctrl	16658	EW Public-private Development	10022540	BE Public-Private Developme	1	Joint Development Projects-Gen	581073	Sr-DPW-General Administration	-4709880	-4709880
ECN	DPW	ECN-DPW	207770	ECN Real Estate Development	207770	ECN Real Estate Development			GFS	10010	GF Annual Authority Ctrl	16658	EW Public-private Development	10022540	BE Public-Private Developme	1	Joint Development Projects-Gen	581075	Sr-DPW-Construction Mgmt	-842428	-842428
ECN	DPW	ECN-DPW	207954	DPW IDC Budgetary	207988	DPW Infrastructure	229863	DPW Infrastcr Desgn & Const	GFS	10040	GF PW Work Order	10002	Interdepartmental-Overhead	10036132	PW ECN IDS	2	IDC ECN Task Force Dev Review	486100	Exp Rec Fr Bus & Enc Dev (AAO)	5552308	5552308
ENV	DPW	ENV-DPW	207956	DPW SES Budgetary	207990	DPW Operations	229897	DPW Street Environment Svcs	GFS	10000	GF Annual Account Ctrl	10000	Operating	10029977	PW-Cleaning Services	1	Cleaning Services	486320	Exp Rec Fr Environment (AAO)	0	0
ENV	DPW	ENV-DPW	207956	DPW SES Budgetary	207990	DPW Operations	229897	DPW Street Environment Svcs	GFS	10000	GF Annual Account Ctrl	20680	PW SES - Street Env Services	10034422	PW Operating	1	PW Operating	486320	Exp Rec Fr Environment (AAO)	3048085	3048085
ENV	DPW	ENV-DPW	229994	ENV Environment					Self St	12210	SR Env-Continuing Projects	10000	Operating	10035718	C&D Ordinance Fee	1	C&D Ordinance Fee	581073	Sr-DPW-General Administration	0	0
ENV	DPW	ENV-DPW	229994	ENV Environment					Self St	12210	SR Env-Continuing Projects	__NOT_APPLICABLE__		10035718	C&D Ordinance Fee	1	C&D Ordinance Fee	581073	Sr-DPW-General Administration	-308646	-707108
FIR	DPW	FIR-DPW	130652	FIR Support Services	130652	FIR Support Services			GFS	10000	GF Annual Account Ctrl	10000	Operating	10001964	FD Support Services	1	Support Services	581067	Sr-DPW-Building Repair	-24299	-24299
FIR	DPW	FIR-DPW	130652	FIR Support Services	130652	FIR Support Services			GFS	10000	GF Annual Account Ctrl	10000	Operating	10001964	FD Support Services	1	Support Services	581068	Sr-DPW-Street Cleaning	-14918	-14918
FIR	DPW	FIR-DPW	130653	FIR Training	130653	FIR Training			GFS	10000	GF Annual Account Ctrl	10000	Operating	10001968	FD Training	1	Training	581067	Sr-DPW-Building Repair	-148102	-153286
FIR	DPW	FIR-DPW	207951	DPW BBR Budgetary	207990	DPW Operations	229822	DPW Building Repair	GFS	10040	GF PW Work Order	10002	Interdepartmental-Overhead	10036136	PW FIR IDS	2	BBR FIR Admin M&R	486340	Exp Rec Fr Fire Dept (AAO)	148102	153286
FIR	DPW	FIR-DPW	207951	DPW BBR Budgetary	207990	DPW Operations	229822	DPW Building Repair	GFS	10040	GF PW Work Order	10002	Interdepartmental-Overhead	10036136	PW FIR IDS	3	BBR FIR Support Boiler M&R	486340	Exp Rec Fr Fire Dept (AAO)	24299	25149
FIR	DPW	FIR-DPW	207956	DPW SES Budgetary	207990	DPW Operations	229897	DPW Street Environment Svcs	GFS	10040	GF PW Work Order	10002	Interdepartmental-Overhead	10036136	PW FIR IDS	4	SES FIR Support Cleaning	486340	Exp Rec Fr Fire Dept (AAO)	14918	15440
HOM	DPW	HOM-DPW	203645	HOM ADMINISTRATION	203645	HOM ADMINISTRATION			GFS	10000	GF Annual Account Ctrl	10000	Operating	10026736	HO Administration	1	HO Administration	581068	Sr-DPW-Street Cleaning	-127987	-127987
HOM	DPW	HOM-DPW	203646	HOM PROGRAMS	203646	HOM PROGRAMS			GFS	10000	GF Annual Account Ctrl	10000	Operating	10026740	HO Shelter & Housing for the	1	HO Shelter & Housing for the H	581067	Sr-DPW-Building Repair	-20000	-20000
HOM	DPW	HOM-DPW	207951	DPW BBR Budgetary	207990	DPW Operations	229822	DPW Building Repair	GFS	10040	GF PW Work Order	10002	Interdepartmental-Overhead	10036137	PW HOM IDS	2	BBR HOM M&R	486195	EXP REC Fr HomelessnessSvcsAAO	20000	20700
HOM	DPW	HOM-DPW	207956	DPW SES Budgetary	207990	DPW Operations	229897	DPW Street Environment Svcs	GFS	10040	GF PW Work Order	10002	Interdepartmental-Overhead	10036137	PW HOM IDS	3	SES HOM 440 Turk	486195	EXP REC Fr HomelessnessSvcsAAO	128608	133110
HSA	DPW	HSA-DPW	149657	HSA AM Central Management	149655	HSA Admin Support (HSA)	149657	HSA AM Central Management	GFS	10000	GF Annual Account Ctrl	10000	Operating	10001700	HS AD County Expense Claim	1	Allocable Staff&Overhd	581067	Sr-DPW-Building Repair	-29621	-29621
HSA	DPW	HSA-DPW	149657	HSA AM Central Management	149655	HSA Admin Support (HSA)	149657	HSA AM Central Management	GFS	10000	GF Annual Account Ctrl	10000	Operating	10001700	HS AD County Expense Claim	1	Allocable Staff&Overhd	581068	Sr-DPW-Street Cleaning	-47948	-47948
HSA	DPW	HSA-DPW	207951	DPW BBR Budgetary	207990	DPW Operations	229822	DPW Building Repair	GFS	10040	GF PW Work Order	10002	Interdepartmental-Overhead	10036140	PW HSA IDS	2	BBR HSA M&R	486690	Exp Rec Fr Human Services AAO	29621	29621
HSA	DPW	HSA-DPW	207956	DPW SES Budgetary	207990	DPW Operations	229897	DPW Street Environment Svcs	GFS	10040	GF PW Work Order	10002	Interdepartmental-Overhead	10036140	PW HSA IDS	3	SES HSA 1235 Mission	486690	Exp Rec Fr Human Services AAO	47948	47948
LIB	DPW	LIB-DPW	207950	DPW BDC Budgetary	207989	DPW Buildings	229802	DPW Building Desgn & Construct	GFS	10040	GF PW Work Order	10002	Interdepartmental-Overhead	10036143	PW LIB IDS	2	BDC LIB Const Mgmt	486430	Exp Rec Fr Public Library AAO	100000	100000
LIB	DPW	LIB-DPW	207951	DPW BBR Budgetary	207990	DPW Operations	229822	DPW Building Repair	GFS	10040	GF PW Work Order	10002	Interdepartmental-Overhead	10036143	PW LIB IDS	3	BBR LIB M&R	486430	Exp Rec Fr Public Library AAO	1486519	1538547
LIB	DPW	LIB-DPW	207956	DPW SES Budgetary	207990	DPW Operations	229897	DPW Street Environment Svcs	GFS	10040	GF PW Work Order	10002	Interdepartmental-Overhead	10036143	PW LIB IDS	4	SES LIB Cleaning	486430	Exp Rec Fr Public Library AAO	249461	249461
LIB	DPW	LIB-DPW	232048	LIB Public Library					Self St	13140	SR Public Library Preserv	10000	Operating	10026753	LB Facilities Maintenance	1	Facilities Maintenance	581066	Sr-DPW-Architecture	-100000	-100000
LIB	DPW	LIB-DPW	232048	LIB Public Library					Self St	13140	SR Public Library Preserv	10000	Operating	10026753	LB Facilities Maintenance	1	Facilities Maintenance	581067	Sr-DPW-Building Repair	-1486519	-1538547
LIB	DPW	LIB-DPW	232048	LIB Public Library					Self St	13140	SR Public Library Preserv	10000	Operating	10026753	LB Facilities Maintenance	1	Facilities Maintenance	581068	Sr-DPW-Street Cleaning	-249461	-249461
MTA	DPW	MTA-DPW	138688	MTACCME Admin Services	138672	MTACC CV-Captl Progr & Const	138686	MTACCME Proj Mgmt & Engr	Self St	22305	MTA TS OPR PROJ SUP-PSF I	10000	Operating	10001721	MT Capital Investment	23	Cap General Administration-UND	581066	Sr-DPW-Architecture	0	0
MTA	DPW	MTA-DPW	138725	MTAFAREPM Real Est Prop-Gen	103773	MTAFA Fit Finance & Info Tech	103769	MTAFARE Real Estate Section	Self St	22260	MTA TS Op Annual Account	10000	Operating	10001719	MT Administration	23	Adm General Administration-UND	581066	Sr-DPW-Architecture	-310500	-310500
MTA	DPW	MTA-DPW	138725	MTAFAREPM Real Est Prop-Gen	103773	MTAFA Fit Finance & Info Tech	103769	MTAFARE Real Estate Section	Self St	22260	MTA TS Op Annual Account	10000	Operating	10001719	MT Administration	23	Adm General Administration-UND	581067	Sr-DPW-Building Repair	-654310	-654310
MTA	DPW	MTA-DPW	138725	MTAFAREPM Real Est Prop-Gen	103773	MTAFA Fit Finance & Info Tech	103769	MTAFARE Real Estate Section	Self St	22260	MTA TS Op Annual Account	10000	Operating	10001719	MT Administration	23	Adm General Administration-UND	581068	Sr-DPW-Street Cleaning	-765692	-765692
MTA	DPW	MTA-DPW	138746	MTASMEN Trnsp Eng Signalshp	103745	MTASM Street Management	103742	MTASMEN Transportation Eng	Self St	22870	MTA SS Op Annual Account	10000	Operating	10001723	MS Parking & Traffic Enforce	1	MS Parking & Traffic Enforceme	581067	Sr-DPW-Building Repair	-45410	-45410
MTA	DPW	MTA-DPW	138746	MTASMEN Trnsp Eng Signalshp	103745	MTASM Street Management	103742	MTASMEN Transportation Eng	Self St	22870	MTA SS Op Annual Account	10000	Operating	10001723	MS Parking & Traffic Enforce	1	MS Parking & Traffic Enforceme	581078	Sr-DPW-Street Repair	-1000	-1000
MTA	DPW	MTA-DPW	165646	MTASMFOME Field Operation-G	103745	MTASM Street Management	165645	MTASMFO Field Operation	Self St	22870	MTA SS Op Annual Account	10000	Operating	10001723	MS Parking & Traffic Enforce	1	MS Parking & Traffic Enforceme	581067	Sr-DPW-Building Repair	-87753	-87753
MTA	DPW	MTA-DPW	165646	MTASMFOME Field Operation-G	103745	MTASM Street Management	165645	MTASMFO Field Operation	Self St	22870	MTA SS Op Annual Account	10000	Operating	10001723	MS Parking & Traffic Enforce	1	MS Parking & Traffic Enforceme	581081	Sr-DPW-Urban Forestry	-35065	-35065
MTA	DPW	MTA-DPW	165646	MTASMFOME Field Operation-G	103745	MTASM Street Management	165645	MTASMFO Field Operation	Self St	22870	MTA SS Op Annual Account	10000	Operating	10001723	MS Parking & Traffic Enforce	1	MS Parking & Traffic Enforceme	581940	Sr-DPW-Street Repair	-25000	-25000
MTA	DPW	MTA-DPW	175651	MTAHR Safety	103758	MTAHR Human Resources	175651	MTAHR Safety	Self St	22265	MTA OH OPR AGENCYWIDE	10000	Operating	10001726	MT Security, Safety, Training	23	Sec General Administration-UND	581066	Sr-DPW-Architecture	0	0
MTA	DPW	MTA-DPW	175656	MTATZ Taxi Regulatn & Polcy	175658	MTATZ Taxi & Accessible Svc	175656	MTATZ Taxi Regulatn & Polcy	Self St	22870	MTA SS Op Annual Account	10000	Operating	10001728	MX Taxi Services	1	MX Taxi Services	581081	Sr-DPW-Urban Forestry	-75000	-75000
MTA	DPW	MTA-DPW	207781	MTAFACT Contrct & Procure Cp	103773	MTAFA Fit Finance & Info Tech	175648	MTAFACT Fit Contract & Procure	Self St	22305	MTA TS OPR PROJ SUP-PSF I	10000	Operating	10001719	MT Administration	23	Adm General Administration-UND	581073	Sr-DPW-General Administration	0	0
MTA	DPW	MTA-DPW	207799	MTASMENGE Transp Gas Tax	103745	MTASM Street Management	103742	MTASMEN Transportation Eng	Self St	22870	MTA SS Op Annual Account	10000	Operating	10001723	MS Parking & Traffic Enforce	1	MS Parking & Traffic Enforceme	581069	Sr-DPW-Street Use & Mapping	-394270	-394270
MTA	DPW	MTA-DPW	207801	MTASMENGE Transp Overhead	103745	MTASM Street Management	103742	MTASMEN Transportation Eng	Self St	22870	MTA SS Op Annual Account	10000	Operating	10001723	MS Parking & Traffic Enforce	1	MS Parking & Traffic Enforceme	581068	Sr-DPW-Street Cleaning	-98706	-98706
MTA	DPW	MTA-DPW	207807	MTASMENGE Commuter Shuttle	103745	MTASM Street Management	103742	MTASMEN Transportation Eng	Self St	22870	MTA SS Op Annual Account	10000	Operating	10001723	MS Parking & Traffic Enforce	1	MS Parking & Traffic Enforceme	581081	Sr-DPW-Urban Forestry	0	0
MTA	DPW	MTA-DPW	207813	MTASMPK Administration	103745	MTASM Street Management	180644	MTASMPK Sfpark	Self St	22870	MTA SS Op Annual Account	10000	Operating	10001725	MG Parking Garage & Lot Op	1	MG Parking Garage & Lot Operat	581068	Sr-DPW-Street Cleaning	-518183	-518183
MTA	DPW	MTA-DPW	207852	MTATSMWBI Off Infrast Maint	138753	MTATS Transit Svc Division	138773	MTATSMW Mow And Infrastructur	Self St	22260	MTA TS Op Annual Account	10000	Operating	10001724	MT Rail & Bus Services	16	Bus Non Vehicle Maint-UND	581067	Sr-DPW-Building Repair	0	0
MTA	DPW	MTA-DPW	207852	MTATSMWBI Off Infrast Maint	138753	MTATS Transit Svc Division	138773	MTATSMW Mow And Infrastructur	Self St	22260	MTA TS Op Annual Account	10000	Operating	10001724	MT Rail & Bus Services	16	Bus Non Vehicle Maint-UND	581940	Sr-DPW-Street Repair	-186300	-186300
MTA	DPW	MTA-DPW	207854	MTATSMWBI Bldgs & Grounds	138753	MTATS Transit Svc Division	138773	MTATSMW Mow And Infrastructur	Self St	22260	MTA TS Op Annual Account	10000	Operating	10001724	MT Rail & Bus Services	16	Bus Non Vehicle Maint-UND	581068	Sr-DPW-Street Cleaning	0	0
MTA	DPW	MTA-DPW	207856	MTATSMWBI Oh Lines Maint	138753	MTATS Transit Svc Division	138773	MTATSMW Mow And Infrastructur	Self St	22260	MTA TS Op Annual Account	10000	Operating	10001724	MT Rail & Bus Services	16	Bus Non Vehicle Maint-UND	581067	Sr-DPW-Building Repair	-11475	-11475
MTA	DPW	MTA-DPW	207856	MTATSMWBI Oh Lines Maint	138753	MTATS Transit Svc Division	138773	MTATSMW Mow And Infrastructur	Self St	22260	MTA TS Op Annual Account	10000	Operating	10001724	MT Rail & Bus Services	16	Bus Non Vehicle Maint-UND	581069	Sr-DPW-Street Use & Mapping	-36225	-36225
MTA	DPW	MTA-DPW	207856	MTATSMWBI Oh Lines Maint	138753	MTATS Transit Svc Division	138773	MTATSMW Mow And Infrastructur	Self St	22260	MTA TS Op Annual Account	10000	Operating	10001724	MT Rail & Bus Services	16	Bus Non Vehicle Maint-UND	581081	Sr-DPW-Urban Forestry	-385845	-385845
MTA	DPW	MTA-DPW	207890	MTATSTBAD Storage Tank Comp	138753	MTATS Transit Svc Division	149697	MTATSTB Business Svc-Op Sup	Self St	22260	MTA TS Op Annual Account	10000	Operating	10001724	MT Rail & Bus Services	9	Bus Vehicle Maintenance-UND	581066	Sr-DPW-Architecture	0	0
MTA	DPW	MTA-DPW	207890	MTATSTBAD Storage Tank Comp	138753	MTATS Transit Svc Division	149697	MTATSTB Business Svc-Op Sup	Self St	22305	MTA TS OPR PROJ SUP-PSF I	10000	Operating	10001724	MT Rail & Bus Services	9	Bus Vehicle Maintenance-UND	581066	Sr-DPW-Architecture	-103500	-103500
MTA	DPW	MTA-DPW	207950	DPW BDC Budgetary	207989	DPW Buildings	229802	DPW Building Desgn & Construct	GFS	10040	GF PW Work Order	10002	Interdepartmental-Overhead	10036145	PW MTA IDS	1	Reserves - Project	486460	Exp Rec Fr Muni TransprtnAAO	0	0

15.20.012 3.b.2. Interdepartmental Services Balancing – Detail Level - 2.22.21

Requesting Dept	Performing Dept	Department Pair	Department Code	Department Title	Division Code	Division Title	Section Code	Section Description	GFS Type	Fund Code	Fund Title	Authority Code	Authority Title	Project Code	Project Title	Activity Code	Activity Title	Account Code	Account Title	BY Amt - Dept	BY+1 Amt - Dept Request
MTA	DPW	MTA-DPW	207950	DPW BDC Budgetary	207989	DPW Buildings	229802	DPW Building Desgn & Construct	GFS	10040	GF PW Work Order	10002	Interdepartmental-Overhead	10036145	PW MTA IDS	8	BDC MTA Safety Hazmat Abate	486460	Exp Rec Fr Muni TransprtnAAO	310500	321368
MTA	DPW	MTA-DPW	207950	DPW BDC Budgetary	207989	DPW Buildings	229802	DPW Building Desgn & Construct	GFS	10040	GF PW Work Order	10002	Interdepartmental-Overhead	10036145	PW MTA IDS	20	BDC MTA Storage Tank Comp	486460	Exp Rec Fr Muni TransprtnAAO	103500	107123
MTA	DPW	MTA-DPW	207951	DPW BBR Budgetary	207990	DPW Operations	229822	DPW Building Repair	GFS	10040	GF PW Work Order	10002	Interdepartmental-Overhead	10036145	PW MTA IDS	3	BBR MTASMEN Eng Signlshp M&R	486520	Exp Rec Fr Parking&Traffic AAO	45410	46999
MTA	DPW	MTA-DPW	207951	DPW BBR Budgetary	207990	DPW Operations	229822	DPW Building Repair	GFS	10040	GF PW Work Order	10002	Interdepartmental-Overhead	10036145	PW MTA IDS	5	BBR MTASMFO M&R	486520	Exp Rec Fr Parking&Traffic AAO	87753	90824
MTA	DPW	MTA-DPW	207951	DPW BBR Budgetary	207990	DPW Operations	229822	DPW Building Repair	GFS	10040	GF PW Work Order	10002	Interdepartmental-Overhead	10036145	PW MTA IDS	15	BBR MTATSMW OffInfrast MuniM&R	486460	Exp Rec Fr Muni TransprtnAAO	654310	677211
MTA	DPW	MTA-DPW	207951	DPW BBR Budgetary	207990	DPW Operations	229822	DPW Building Repair	GFS	10040	GF PW Work Order	10002	Interdepartmental-Overhead	10036145	PW MTA IDS	17	BBR MTATSMW Oh Lines M&R	486460	Exp Rec Fr Muni TransprtnAAO	11475	11877
MTA	DPW	MTA-DPW	207951	DPW BBR Budgetary	207990	DPW Operations	229822	DPW Building Repair	GFS	10040	GF PW Work Order	10002	Interdepartmental-Overhead	10036145	PW MTA IDS	21	BBR MTASSEF Enforce Div M&R	486520	Exp Rec Fr Parking&Traffic AAO	76912	79604
MTA	DPW	MTA-DPW	207956	DPW SES Budgetary	207990	DPW Operations	229897	DPW Street Environment Svcs	GFS	10000	GF Annual Account Ctrl	10000	Operating	10029977	PW-Cleaning Services	1	Cleaning Services	486520	Exp Rec Fr Parking&Traffic AAO	0	0
MTA	DPW	MTA-DPW	207956	DPW SES Budgetary	207990	DPW Operations	229897	DPW Street Environment Svcs	GFS	10000	GF Annual Account Ctrl	20680	PW SES - Street Env Services	10034422	PW Operating	1	PW Operating	486520	Exp Rec Fr Parking&Traffic AAO	263314	272530
MTA	DPW	MTA-DPW	207956	DPW SES Budgetary	207990	DPW Operations	229897	DPW Street Environment Svcs	GFS	10040	GF PW Work Order	10002	Interdepartmental-Overhead	10036145	PW MTA IDS	2	SES MTAFARE 3rd St Rail&Platfm	486460	Exp Rec Fr Muni TransprtnAAO	765692	792491
MTA	DPW	MTA-DPW	207956	DPW SES Budgetary	207990	DPW Operations	229897	DPW Street Environment Svcs	GFS	10040	GF PW Work Order	10002	Interdepartmental-Overhead	10036145	PW MTA IDS	12	SES MTASMPK DPT St & Pkg Lots	486520	Exp Rec Fr Parking&Traffic AAO	98706	102161
MTA	DPW	MTA-DPW	207956	DPW SES Budgetary	207990	DPW Operations	229897	DPW Street Environment Svcs	GFS	10040	GF PW Work Order	10002	Interdepartmental-Overhead	10036145	PW MTA IDS	14	SES MTASMEN Yards&TrafficSgns	486460	Exp Rec Fr Muni TransprtnAAO	518183	536319
MTA	DPW	MTA-DPW	207957	DPW BSM Budgetary	207988	DPW Infrastructure	229906	DPW Street Use & Mapping	GFS	10000	GF Annual Account Ctrl	10000	Operating	10029978	PW-BSM Street-Use Mgmt	1	Permits and Street Inspections	486520	Exp Rec Fr Parking&Traffic AAO	0	0
MTA	DPW	MTA-DPW	207957	DPW BSM Budgetary	207988	DPW Infrastructure	229906	DPW Street Use & Mapping	GFS	10000	GF Annual Account Ctrl	20682	PW BSM - Street Use & Mapping	10034422	PW Operating	1	PW Operating	486520	Exp Rec Fr Parking&Traffic AAO	394270	408069
MTA	DPW	MTA-DPW	207957	DPW BSM Budgetary	207988	DPW Infrastructure	229906	DPW Street Use & Mapping	GFS	10040	GF PW Work Order	10002	Interdepartmental-Overhead	10036145	PW MTA IDS	18	BSM MTA Oh Lines Maint SIRP	486460	Exp Rec Fr Muni TransprtnAAO	36225	37493
MTA	DPW	MTA-DPW	207958	DPW SSR Budgetary	207990	DPW Operations	229909	DPW Street & Sewer Repair	GFS	10040	GF PW Work Order	10002	Interdepartmental-Overhead	10036145	PW MTA IDS	4	SSR MTASMEN Eng Signlshp Rpr	486520	Exp Rec Fr Parking&Traffic AAO	1000	5175
MTA	DPW	MTA-DPW	207958	DPW SSR Budgetary	207990	DPW Operations	229909	DPW Street & Sewer Repair	GFS	10040	GF PW Work Order	10002	Interdepartmental-Overhead	10036145	PW MTA IDS	7	SSR MTASMFO Street Rpr	486520	Exp Rec Fr Parking&Traffic AAO	25000	25875
MTA	DPW	MTA-DPW	207958	DPW SSR Budgetary	207990	DPW Operations	229909	DPW Street & Sewer Repair	GFS	10040	GF PW Work Order	10002	Interdepartmental-Overhead	10036145	PW MTA IDS	16	SSR MTATSMW OffInfrast St Rpr	486460	Exp Rec Fr Muni TransprtnAAO	186300	192821
MTA	DPW	MTA-DPW	207959	DPW BUF Budgetary	207990	DPW Operations	249642	DPW Urban Forestry	GFS	10040	GF PW Work Order	10002	Interdepartmental-Overhead	10036145	PW MTA IDS	6	BUF MTASMFO Sidewalk Rpr Meter	486520	Exp Rec Fr Parking&Traffic AAO	35065	36292
MTA	DPW	MTA-DPW	207959	DPW BUF Budgetary	207990	DPW Operations	249642	DPW Urban Forestry	GFS	10040	GF PW Work Order	10002	Interdepartmental-Overhead	10036145	PW MTA IDS	13	BUF MTATZ Commuter Shuttle	486460	Exp Rec Fr Muni TransprtnAAO	75000	77625
MTA	DPW	MTA-DPW	207959	DPW BUF Budgetary	207990	DPW Operations	249642	DPW Urban Forestry	GFS	10040	GF PW Work Order	10002	Interdepartmental-Overhead	10036145	PW MTA IDS	19	BUF MTATSMW Oh Lines Tree Trim	486520	Exp Rec Fr Parking&Traffic AAO	385845	399350
MTA	DPW	MTA-DPW	207964	MTASMEF Enforce Spec Event-G	103745	MTASM Street Management	168645	MTASMEF Enforcement	Self St	22870	MTA SS Op Annual Account	10000	Operating	10022175	SE MTA/SFPD-PKG & TRANSI	1	SE MTA/SFPD-PKG & TRANSIT ENF	581067	Sr-DPW-Building Repair	-76912	-76912
MTA	DPW	MTA-DPW	207964	MTASMEF Enforce Spec Event-G	103745	MTASM Street Management	168645	MTASMEF Enforcement	Self St	22870	MTA SS Op Annual Account	10000	Operating	10022175	SE MTA/SFPD-PKG & TRANSI	1	SE MTA/SFPD-PKG & TRANSIT ENF	581068	Sr-DPW-Street Cleaning	-53314	-53314
MTA	DPW	MTA-DPW	208657	MTAAW Transit-wide	139648	MTAAW Agency-wide	208657	MTAAW Transit-wide	Self St	22265	MTA OH OPR AGENCYWIDE	10000	Operating	10001719	MT Administration	23	Adm General Administration-UND	581068	Sr-DPW-Street Cleaning	-210000	-210000
MTA	DPW	MTA-DPW	208657	MTAAW Transit-wide	139648	MTAAW Agency-wide	208657	MTAAW Transit-wide	Self St	22265	MTA OH OPR AGENCYWIDE	10000	Operating	10001719	MT Administration	23	Adm General Administration-UND	581073	Sr-DPW-General Administration	-41626	-41626
MTA	DPW	MTA-DPW	232636	DPW OFFMA Deputy	229889	DPW Administration	229881	DPW Dpty Director Fin & Admin	GFS	10040	GF PW Work Order	10002	Interdepartmental-Overhead	10036145	PW MTA IDS	1	Reserves - Project	486460	Exp Rec Fr Muni TransprtnAAO	41626	41626
MTA	DPW	MTA-DPW	232636	DPW OFFMA Deputy	229889	DPW Administration	229881	DPW Dpty Director Fin & Admin	GFS	10040	GF PW Work Order	10002	Interdepartmental-Overhead	10036145	PW MTA IDS	9	GEN MTA Adm CAT System Support	486460	Exp Rec Fr Muni TransprtnAAO	0	0
POL	DPW	POL-DPW	207951	DPW BBR Budgetary	207990	DPW Operations	229822	DPW Building Repair	GFS	10040	GF PW Work Order	10002	Interdepartmental-Overhead	10036148	PW POL IDS	2	BBR POL M&R	486500	Exp Rec Fr Police Comssn AAO	1141273	1181217
POL	DPW	POL-DPW	207959	DPW BUF Budgetary	207990	DPW Operations	249642	DPW Urban Forestry	GFS	10040	GF PW Work Order	10002	Interdepartmental-Overhead	10036148	PW POL IDS	3	BUF POL Gardens	486500	Exp Rec Fr Police Comssn AAO	145687	150786
POL	DPW	POL-DPW	232087	POL - FOB - Patrol	232091	POL - FOB - Field Operations	232087	POL - FOB - Patrol	GFS	10000	GF Annual Account Ctrl	10000	Operating	10001911	PC Field Operations	2	Field Operations	581067	Sr-DPW-Building Repair	-1141273	-1181217
POL	DPW	POL-DPW	232087	POL - FOB - Patrol	232091	POL - FOB - Field Operations	232087	POL - FOB - Patrol	GFS	10000	GF Annual Account Ctrl	10000	Operating	10001911	PC Field Operations	2	Field Operations	581081	Sr-DPW-Urban Forestry	-145687	-150786
PRT	DPW	PRT-DPW	109762	PRT MN-Administration	232113	PRT Maintenance	109762	PRT MN-Administration	Self St	23680	PRT-OP Annual Account Ctrl	10000	Operating	10026769	PO Capital Investment	1	PO Capital Investment	581066	Sr-DPW-Architecture	0	0
PRT	DPW	PRT-DPW	109762	PRT MN-Administration	232113	PRT Maintenance	109762	PRT MN-Administration	Self St	23680	PRT-OP Annual Account Ctrl	10000	Operating	10026769	PO Capital Investment	1	PO Capital Investment	581067	Sr-DPW-Building Repair	-22000	-22000
PRT	DPW	PRT-DPW	109762	PRT MN-Administration	232113	PRT Maintenance	109762	PRT MN-Administration	Self St	23680	PRT-OP Annual Account Ctrl	10000	Operating	10026769	PO Capital Investment	1	PO Capital Investment	581068	Sr-DPW-Street Cleaning	-200000	-200000
PRT	DPW	PRT-DPW	109762	PRT MN-Administration	232113	PRT Maintenance	109762	PRT MN-Administration	Self St	23680	PRT-OP Annual Account Ctrl	10000	Operating	10026769	PO Capital Investment	1	PO Capital Investment	581078	Sr-DPW-Street Repair	-46600	-46600
PRT	DPW	PRT-DPW	109762	PRT MN-Administration	232113	PRT Maintenance	109762	PRT MN-Administration	Self St	23680	PRT-OP Annual Account Ctrl	10000	Operating	10026769	PO Capital Investment	1	PO Capital Investment	581081	Sr-DPW-Urban Forestry	-15629	-15629
PRT	DPW	PRT-DPW	109792	PRT EG-Engineering	290644	PRT Engineering	109792	PRT EG-Engineering	Self St	23680	PRT-OP Annual Account Ctrl	10000	Operating	10026771	PO Maritime Operations	1	PO Maritime Operations	581071	Sr-DPW-Engineering	-40600	-40600
PRT	DPW	PRT-DPW	207950	DPW BDC Budgetary	207989	DPW Buildings	229802	DPW Building Desgn & Construct	GFS	10040	GF PW Work Order	10002	Interdepartmental-Overhead	10036149	PW PRT IDS	2	BDC PRT Site Assess Hazmat	486530	Exp Rec Fr Port Commission AAO	0	0
PRT	DPW	PRT-DPW	207951	DPW BBR Budgetary	207990	DPW Operations	229822	DPW Building Repair	GFS	10040	GF PW Work Order	10002	Interdepartmental-Overhead	10036149	PW PRT IDS	3	BBR PRT M&R	486530	Exp Rec Fr Port Commission AAO	22000	22000
PRT	DPW	PRT-DPW	207954	DPW IDC Budgetary	207988	DPW Infrastructure	229863	DPW Infrastcr Desgn & Const	GFS	10040	GF PW Work Order	10002	Interdepartmental-Overhead	10036149	PW PRT IDS	6	IDC PRT Eng Support	486530	Exp Rec Fr Port Commission AAO	0	0
PRT	DPW	PRT-DPW	207956	DPW SES Budgetary	207990	DPW Operations	229897	DPW Street Environment Svcs	GFS	10000	GF Annual Account Ctrl	10000	Operating	10029977	PW-Cleaning Services	1	Cleaning Services	486530	Exp Rec Fr Port Commission AAO	0	0
PRT	DPW	PRT-DPW	207956	DPW SES Budgetary	207990	DPW Operations	229897	DPW Street Environment Svcs	GFS	10000	GF Annual Account Ctrl	20680	PW SES - Street Env Services	10034422	PW Operating	1	PW Operating	486530	Exp Rec Fr Port Commission AAO	200000	200000
PRT	DPW	PRT-DPW	207958	DPW SSR Budgetary	207990	DPW Operations	229909	DPW Street & Sewer Repair	GFS	10040	GF PW Work Order	10002	Interdepartmental-Overhead	10036149	PW PRT IDS	4	SSR PRT Annual Paving Support	486530	Exp Rec Fr Port Commission AAO	46600	48231
PRT	DPW	PRT-DPW	207959	DPW BUF Budgetary	207990	DPW Operations	249642	DPW Urban Forestry	GFS	10040	GF PW Work Order	10002	Interdepartmental-Overhead	10036149	PW PRT IDS	5	BUF PRT Embarcadero	486530	Exp Rec Fr Port Commission AAO	15629	15629
PUC	DPW	PUC-DPW	207950	DPW BDC Budgetary	207989	DPW Buildings	229802	DPW Building Desgn & Construct	GFS	10040	GF PW Work Order	10002	Interdepartmental-Overhead	10036150	PW PUC IDS	11	BDC WWE1003 Site Assess Hazmat	486800	Exp Rec Fr Cleanwater (AAO)	74986	74986
PUC	DPW	PUC-DPW	207950	DPW BDC Budgetary	207989	DPW Buildings	229802	DPW Building Desgn & Construct	GFS	10040	GF PW Work Order	10002	Interdepartmental-Overhead	10036150	PW PUC IDS	17	BDC WTR0703 Architecture	486760	Exp Rec Fr Water Dept (AAO)	53561	53561
PUC	DPW	PUC-DPW	207951	DPW BBR Budgetary	207990	DPW Operations	229822	DPW Building Repair	GFS	10040	GF PW Work Order	10002	Interdepartmental-Overhead	10036150	PW PUC IDS	3	BBR PUCWWE0102 SE Comm Ctr M&	486800	Exp Rec Fr Cleanwater (AAO)	78524	81273
PUC	DPW	PUC-DPW	207951	DPW BBR Budgetary	207990	DPW Operations	229822	DPW Building Repair	GFS	10040	GF PW Work Order	10002	Interdepartmental-Overhead	10036150	PW PUC IDS	5	BBR PUCWWE03 WPC M&R	486800	Exp Rec Fr Cleanwater (AAO)	149166	154387
PUC	DPW	PUC-DPW	207951	DPW BBR Budgetary	207990	DPW Operations	229822	DPW Building Repair	GFS	10040	GF PW Work Order	10002	Interdepartmental-Overhead	10036150	PW PUC IDS	12	BBR PUCWWE1003SrceCtrl BermM&	486800	Exp Rec Fr Cleanwater (AAO)	82953	85857
PUC	DPW	PUC-DPW	207951	DPW BBR Budgetary	207990	DPW Operations	229822	DPW Building Repair	GFS	10040	GF PW Work Order	10002	Interdepartmental-Overhead	10036150	PW PUC IDS	14	BBR PUCWWE1001 Sewer Ops M&R	486800	Exp Rec Fr Cleanwater (AAO)	83691	86620
PUC	DPW	PUC-DPW	207951	DPW BBR Budgetary	207990	DPW Operations	229822	DPW Building Repair	GFS	10040	GF PW Work Order	10002	Interdepartmental-Overhead	10036150	PW PUC IDS	18	BBR PUCHHP0907 Lh&p M&R	486750	Exp Rec Fr Hetch Hetchy (AAO)	11060	11447
PUC	DPW	PUC-DPW	207954	DPW IDC Budgetary	207988	DPW Infrastructure	229863	DPW Infrastcr Desgn & Const	GFS	10040	GF PW Work Order	10002	Interdepartmental-Overhead	10036150	PW PUC IDS	4	IDC WWE0103 PlanReg Eng Supp	486800	Exp Rec Fr Cleanwater (AAO)	146025	146025
PUC	DPW	PUC-DPW	207954	DPW IDC Budgetary	207988	DPW Infrastructure	229863	DPW Infrastcr Desgn & Const	GFS	10040	GF PW Work Order	10002	Interdepartmental-Overhead	10036150	PW PUC IDS	7	IDC WWE04 BaysideOp Eng Supp	486800	Exp Rec Fr Cleanwater (AAO)	27852	27852
PUC	DPW	PUC-DPW	207954	DPW IDC Budgetary	207988	DPW Infrastructure	229863	DPW Infrastcr Desgn & Const	GFS	10040	GF PW Work Order	10002	Interdepartmental-Overhead	10036150	PW PUC IDS	10	IDC PUB0405 ResMgmt Eng Supp	486740	Exp Rec Fr PUC (AAO)	295820	295820
PUC	DPW	PUC-DPW	207954	DPW IDC Budgetary	207988	DPW Infrastructure	229863	DPW Infrastcr Desgn & Const	GFS	10040	GF PW Work Order	10002	Interdepartmental-Overhead	10036150	PW PUC IDS	15	IDC WWE1001 Sewer Eng Support	486800	Exp Rec Fr Cleanwater (AAO)	1418968	1418968
PUC	DPW	PUC-DPW	207956	DPW SES Budgetary	207990	DPW Operations	229897	DPW Street Environment Svcs	GFS	10000	GF Annual Account Ctrl	10000	Operating	10029977	PW-Cleaning Services	1	Cleaning Services	486750	Exp Rec Fr Hetch Hetchy (AAO)	0	0
PUC	DPW	PUC-DPW	207956	DPW SES Budgetary	207990	DPW Operations	229897	DPW Street Environment Svcs	GFS	10000	GF Annual Account Ctrl	10000	Operating	10029977	PW-Cleaning Services	1	Cleaning Services	486800	Exp Rec Fr Cleanwater (AAO)	0	0
PUC	DPW	PUC-DPW	207956	DPW SES Budgetary	207990	DPW Operations	229897	DPW Street Environment Svcs	GFS	10000	GF Annual Account Ctrl	20680	PW SES - Street Env Services	10034422	PW Operating	1	PW Operating	486750	Exp Rec Fr Hetch Hetchy (AAO)	55436	57376
PUC	DPW	PUC-DPW	207956	DPW SES Budgetary	207990	DPW Operations	229897	DPW Street Environment Svcs	GFS	10000	GF Annual Account Ctrl	20680	PW SES - Street Env Services	10034422	PW Operating	1	PW Operating	486800	Exp Rec Fr Cleanwater (AAO)	8055379	8253317
PUC	DPW	PUC-DPW	207957	DPW BSM Budgetary	207988	DPW Infrastructure	229906	DPW Street Use & Mapping	GFS	10040	GF PW Work Order	10002	Interdepartmental-Overhead	10036150	PW PUC IDS	8	BSM WTR0305 Trench & SIRP	486760	Exp Rec Fr Water Dept (AAO)	53561	53561
PUC	DPW	PUC-DPW	207958	DPW SSR Budgetary	207990	DPW Operations	229909	DPW Street & Sewer Repair	GFS	10040	GF PW Work Order	10002	Interdepartmental-Overhead	10036150	PW PUC IDS	2	SSR PUCWWE0101 Great Highway	486800	Exp Rec Fr Cleanwater (AAO)	243649	252177
PUC	DPW	PUC-DPW	207958	DPW SSR Budgetary	207990	DPW Operations	229909	DPW Street & Sewer Repair	GFS	10040	GF PW Work Order	10002	Interdepartmental-Overhead	10036150	PW PUC IDS	13	SSR PUCWTR06 MillbraeWatershed	486760	Exp Rec Fr Water Dept (AAO)	66523	68851
PUC	DPW	PUC-DPW	207958	DPW SSR Budgetary	207990	DPW Operations	229909	DPW Street & Sewer Repair	GFS	10040	GF PW Work Order	10002	Interdepartmental-Overhead	10036150	PW PUC IDS	16	SSR PUCWWE1001 Sewer Repair	486740	Exp Rec Fr PUC (AAO)	0	0
PUC	DPW	PUC-DPW	207958	DPW SSR Budgetary	207990	DPW Operations	229909	DPW Street & Sewer Repair	GFS	10040	GF PW Work Order	10002	Interdepartmental-Overhead	10036150	PW PUC IDS	16	SSR PUCWWE1001 Sewer Repair	486800	Exp Rec Fr Cleanwater (AAO)	6178479	6394726
PUC	DPW	PUC-DPW	207959	DPW BUF Budgetary	207990	DPW Operations	249642	DPW Urban Forestry	GFS	10040	GF PW Work Order	10002	Interdepartmental-Overhead	10036150	PW PUC IDS	6	BUF PUCWWE03 Arborist Work	486800	Exp Rec Fr Cleanwater (AAO)	50000	51750
PUC	DPW	PUC-DPW	207959	DPW BUF Budgetary	207990	DPW Operations	249642	DPW Urban Forestry	GFS	10040	GF PW Work Order	10002	Interdepartmental-Overhead	10036150	PW PUC IDS	9	BUF PUCWTR0305 Sdwk&Road Supp	486760	Exp Rec Fr Water Dept (AAO)	1359159	1406729
PUC	DPW	PUC-DPW	207959	DPW BUF Budgetary	207990	DPW Operations	249642	DPW Urban Forestry	GFS	10040	GF PW Work Order	10002	Interdepartmental-Overhead	10036150	PW PUC IDS	26	BUF PUCWWE Sunset Maintenance	486800	Exp Rec Fr Cleanwater (AAO)	158833	164392
PUC	DPW	PUC-DPW	229267	WWE0101 Administration	229309	WWE Wastewater Enterprise	229271	WWE01 Administration	Self St	20160	WWE Op Annual Account Ct	10000	Operating	10030000	UC Administration WWE	1	General Administration	581073	Sr-DPW-General Administration	-1440000	-1440000
PUC	DPW	PUC-DPW	229267	WWE0101 Administration	229309	WWE Wastewater Enterprise	229271	WWE01 Administration	Self St	20160	WWE Op Annual Account Ct	10000	Operating	10030000	UC Administration WWE	1	General Administration	581078	Sr-DPW-Street Repair	-243649	-243649
PUC	DPW	PUC-DPW	229268	WWE0102 Admin SE Community	229309	WWE Wastewater Enterprise	229271	WWE01 Administration	Self St	20160	WWE Op Annual Account Ct	10000	Operating	10030000	UC Administration WWE	1	General Administration	581067	Sr-DPW-Building Repair	-75869	-75869
PUC	DPW	PUC-DPW	229269	WWE0103 Planning & Regulatio	229309	WWE Wastewater Enterprise	229271	WWE01 Administration	Self St	20160	WWE Op Annual Account Ct	10000	Operating	10030000	UC Administration WWE	1	General Administration	581071	Sr-DPW-Engineering	-136316	-136316
PUC	DPW	PUC-DPW	229269	WWE0103 Planning & Regulatio	229309	WWE Wastewater Enterprise	229271	WWE01 Administration	Self St	20160	WWE Op Annual Account Ct	10000	Operating	10030000	UC Administration WWE	1	General Administration	581081	Sr-DPW-Urban Forestry	-165000	-165000
PUC	DPW	PUC-DPW	229281	WWE03 Maintenance	229309	WWE Wastewater Enterprise	229281	WWE03 Maintenance	Self St	20160	WWE Op Annual Account Ct	10000	Operating	10030002	UC Wastewater Treatment	1	General Treatment	581067	Sr-DPW-Building Repair	-144122	-144122
PUC	DPW	PUC-DPW	229281	WWE03 Maintenance	229309	WWE Wastewater Enterprise	229281	WWE03 Maintenance	Self St	20160	WWE Op Annual Account Ct	10000	Operating	10030002	UC Wastewater Treatment	1	General Treatment	581081	Sr-DPW-Urban Forestry	-29863	-29863
PUC	DPW	PUC-DPW	229292	WWE04 Bayside Operations	229309	WWE Wastewater Enterprise	229292	WWE04 Bayside Operations	Self St	20160	WWE Op Annual Account Ct	10000	Operating	10030002	UC Wastewater Treatment	4	Southeast Treatment Plant	581075	Sr-DPW-Construction Mgmt	-26000	-26000
PUC	DPW	PUC-DPW	232127	PUB0101 General Manager	232176	PUB Public Utilities Bureaus	232130	PUB01 General Manager	Self St	27180	PUC Operating Fund	10000	Operating	10026772	UB Administration	1	General Manager	581073	Sr-DPW-General Administration	-41626	-41626
PUC	DPW	PUC-DPW	232404	WTR0302 CDD Admin	232429	WTR Water Enterprise	232413	WTR03 City Distribution	Self St	25940	WTR Op Annual Account Ctr	10000	Operating	10029998	UW Water Distribution	6	Potable Distribution System	581073	Sr-DPW-General Administration	-960000	-960000
PUC	DPW	PUC-DPW	232411	WTR0305 CDD Const & Maint	232429	WTR Water Enterprise	232413	WTR03 City Distribution	Self St	25940	WTR Op Annual Account Ctr	10000	Operating	10029998	UW Water Distribution	6	Potable Distribution System	581069	Sr-DPW-Street Use & Mapping	-50000	-50000
PUC	DPW	PUC-DPW	232411	WTR0305 CDD Const & Maint	232429	WTR Water Enterprise	232413	WTR03 City Distribution	Self St	25940	WTR Op Annual Account Ctr	10000	Operating	10029998	UW Water Distribution	6	Potable Distribution System	581081	Sr-DPW-Urban Forestry	-1000275	-1000275
PUC	DPW	PUC-DPW	232425	WTR0505 WST Systems Ops	232429	WTR Water Enterprise	232426	WTR05 Water Supply	Self St	25940	WTR Op Annual Account Ctr	10000	Operating	10029996	UW Water Treatment	4	General Water Treatment	581067	Sr-DPW-Building Repair	0	0
PUC	DPW	PUC-DPW	232425	WTR0505 WST Systems Ops	232429	WTR Water Enterprise	232426	WTR05 Water Supply	Self St	25940	WTR Op Annual Account Ctr	10000	Operating	10029996	UW Water Treatment	4	General Water Treatment	581073	Sr-DPW-General Administration	0	0
PUC	DPW	PUC-DPW	232636	DPW OFFMA Deputy	229889	DPW Administration	229881	DPW Dpty Director Fin & Admin	GFS	10040	GF PW Work Order	10002	Interdepartmental-Overhead	10036150	PW PUC IDS	19	GEN PUB0101 Adm Housing Deliv	486740	Exp Rec Fr PUC (AAO)	41626	41626
PUC	DPW	PUC-DPW	276641	PUB0405 Resource Mgmt	232176	PUB Public Utilities Bureaus	232149	PUB04 Infrastructure	Self St	27180	PUC Operating Fund	10000	Operating	10026778	UB Infrastructure	6	Resource Management	581071	Sr-DPW-Engineering	-276151	-276151
PUC	DPW	PUC-DPW	292649	WWE1003 Source Control	229309	WWE Wastewater Enterprise	292647	WWE10 Collection System	Self St	20160	WWE Op Annual Account Ct	10000	Operating	10030002	UC Wastewater Treatment	8	Pretreatment	581066	Sr-DPW-Architecture	-80500	-80500
PUC	DPW	PUC-DPW	292649	WWE1003 Source Control	229309	WWE Wastewater Enterprise	292647	WWE10 Collection System	Self St	20160	WWE Op Annual Account Ct	10000	Operating	10030002	UC Wastewater Treatment	8	Pretreatment	581067	Sr-DPW-Building Repair	-80148	-80148
PUC	DPW	PUC-DPW	292656	WTR06 Natural Resources	232429	WTR Water Enterprise	292656	WTR06 Natural Resources	Self St	25940	WTR Op Annual Account Ctr	10000	Operating	10029995	UW Water Supply & Storage	36	Watershed/Lands: Peninsula	581078	Sr-DPW-Street Repair	-64118	-64118
PUC	DPW	PUC-DPW	292657	WWE1001 Sewer Operations	229309	WWE Wastewater Enterprise	292647	WWE10 Collection System	Self St	20160	WWE Op Annual Account Ct	10000	Operating	10030001	UC Wastewater Collection	5	General Collection System	581067	Sr-DPW-Building Repair	-80861	-80861
PUC	DPW	PUC-DPW	292657	WWE1001 Sewer Operations	229309	WWE Wastewater Enterprise	292647	WWE10 Collection System	Self St	20160	WWE Op Annual Account Ct	10000	Operating	10030001	UC Wastewater Collection	5	General Collection System	581068	Sr-DPW-Street Cleaning	-5490659	-5490659

15.20.012 3.b.2. Interdepartmental Services Balancing – Detail Level - 2.22.21

Requesting Dept	Performing Dept	Department Pair	Department Code	Department Title	Division Code	Division Title	Section Code	Section Description	GFS Type	Fund Code	Fund Title	Authority Code	Authority Title	Project Code	Project Title	Activity Code	Activity Title	Account Code	Account Title	BY Amt - Dept	BY+1 Amt - Dept Request
PUC	DPW	PUC-DPW	292657	WWE1001 Sewer Operations	229309	WWE Wastewater Enterprise	292647	WWE10 Collection System	Self St	20160	WWE Op Annual Account Ct	10000	Operating	10030001	UC Wastewater Collection	5	General Collection System	581071	Sr-DPW-Engineering	-500000	-500000
PUC	DPW	PUC-DPW	292657	WWE1001 Sewer Operations	229309	WWE Wastewater Enterprise	292647	WWE10 Collection System	Self St	20160	WWE Op Annual Account Ct	10000	Operating	10030001	UC Wastewater Collection	5	General Collection System	581079	Sr-DPW-Sewer Repair	-5969544	-5969544
PUC	DPW	PUC-DPW	295647	WTR0703 Water Conservation	232429	WTR Water Enterprise	292651	WTR07 Water Resources	Self St	25940	WTR Op Annual Account Ctr	10000	Operating	10029995	UW Water Supply & Storage	2	Local Water Conservation	581066	Sr-DPW-Architecture	-50000	-50000
PUC	DPW	PUC-DPW	298650	HHP0907 Light Heat & Power	231637	HHP Hetch Hetchy Water & Po	298651	HHP09 Hetchy Power	Self St	24970	HHWP Op Annual Account C	10000	Operating	10029985	UH City Programs HHP	6	Streetlights	581067	Sr-DPW-Building Repair	-10686	-10686
PUC	DPW	PUC-DPW	298650	HHP0907 Light Heat & Power	231637	HHP Hetch Hetchy Water & Po	298651	HHP09 Hetchy Power	Self St	24970	HHWP Op Annual Account C	10000	Operating	10029985	UH City Programs HHP	6	Streetlights	581068	Sr-DPW-Street Cleaning	-53432	-53432
REC	DPW	REC-DPW	150680	REC Park Service Area 2	207912	REC Operations	207914	REC Supt of Parks & Open Space	GFS	10010	GF Annual Authority Ctrl	20148	Park Service Area 2 Operating	10001737	RP Parks & Open Spaces	1	RP Parks & Open Spaces	581068	Sr-DPW-Street Cleaning	0	0
REC	DPW	REC-DPW	150727	REC Marina General	207912	REC Operations	207914	REC Supt of Parks & Open Space	Self St	11902	SR R&P-Marina -Annual	10000	Operating	10001737	RP Parks & Open Spaces	1	RP Parks & Open Spaces	581067	Sr-DPW-Building Repair	-6636	-6636
REC	DPW	REC-DPW	207950	DPW BDC Budgetary	207989	DPW Buildings	229802	DPW Building Desgn & Construct	GFS	10040	GF PW Work Order	10002	Interdepartmental-Overhead	10036151	PW REC IDS	2	BDC REC FM Site Assess Hazmat	486630	Exp Rec Fr Rec & Park (AAO)	212500	212500
REC	DPW	REC-DPW	207951	DPW BBR Budgetary	207990	DPW Operations	229822	DPW Building Repair	GFS	10040	GF PW Work Order	10002	Interdepartmental-Overhead	10036151	PW REC IDS	3	BBR REC Annual M&R	486630	Exp Rec Fr Rec & Park (AAO)	111378	115276
REC	DPW	REC-DPW	207951	DPW BBR Budgetary	207990	DPW Operations	229822	DPW Building Repair	GFS	10040	GF PW Work Order	10002	Interdepartmental-Overhead	10036151	PW REC IDS	5	BBR REC Yacht Hrb Marina M&R	486630	Exp Rec Fr Rec & Park (AAO)	5862	6067
REC	DPW	REC-DPW	207958	DPW SSR Budgetary	207990	DPW Operations	229909	DPW Street & Sewer Repair	GFS	10040	GF PW Work Order	10002	Interdepartmental-Overhead	10036151	PW REC IDS	4	SSR REC Annual Paving Support	486630	Exp Rec Fr Rec & Park (AAO)	134772	139489
REC	DPW	REC-DPW	262672	REC SM Operations	207912	REC Operations	232264	REC Structural Maint -Overhead	GFS	10010	GF Annual Authority Ctrl	20192	RP SM Operating Work Orders	10001742	RP Facilities Maintenance	1	RP Facilities Maintenance	581066	Sr-DPW-Architecture	-212500	-212500
REC	DPW	REC-DPW	262672	REC SM Operations	207912	REC Operations	232264	REC Structural Maint -Overhead	GFS	10010	GF Annual Authority Ctrl	20192	RP SM Operating Work Orders	10001742	RP Facilities Maintenance	1	RP Facilities Maintenance	581067	Sr-DPW-Building Repair	-110604	-114707
REC	DPW	REC-DPW	262672	REC SM Operations	207912	REC Operations	232264	REC Structural Maint -Overhead	GFS	10010	GF Annual Authority Ctrl	20192	RP SM Operating Work Orders	10001742	RP Facilities Maintenance	1	RP Facilities Maintenance	581078	Sr-DPW-Street Repair	-134772	-139489
REC	DPW	REC-DPW	262676	REC Capital Projects	262668	REC Capital Division	262676	REC Capital Projects	Self St	11900	SR R&P-Marina Yacht Harbo	10000	Operating	10001737	RP Parks & Open Spaces	1	RP Parks & Open Spaces	581067	Sr-DPW-Building Repair	0	0
REC	DPW	REC-DPW	262683	REC Health & Safety	232199	REC Admin Services	262683	REC Health & Safety	GFS	10080	GF Overhead-Recreation & F	10002	Interdepartmental-Overhead	10001738	RP Administration	1	RP Administration	581066	Sr-DPW-Architecture	0	0
REG	DPW	REG-DPW	207951	DPW BBR Budgetary	207990	DPW Operations	229822	DPW Building Repair	GFS	10040	GF PW Work Order	10002	Interdepartmental-Overhead	10036152	PW REG IDS	2	BBR REG M&R	486610	Exp Rec Fr Regstar Of Votr AAO	12019	12019
REG	DPW	REG-DPW	232302	REG Elections Services	232302	REG Elections Services			GFS	10000	GF Annual Account Ctrl	10000	Operating	10026787	RG Elections	1	RG Elections	581067	Sr-DPW-Building Repair	-12019	-12019
REG	DPW	REG-DPW	232302	REG Elections Services	232302	REG Elections Services			GFS	10000	GF Annual Account Ctrl	10000	Operating	10035843	REG-2019 Voting System Rep	1	REG-2019 Voting System Replace	581067	Sr-DPW-Building Repair	0	0
RNT	DPW	RNT-DPW	207950	DPW BDC Budgetary	207989	DPW Buildings	229802	DPW Building Desgn & Construct	GFS	10040	GF PW Work Order	10002	Interdepartmental-Overhead	10036154	PW RNT IDS	2	BDC RNT Architecture	486570	Exp Rec Fr Rent ArbtrtonBd AAO	0	0
RNT	DPW	RNT-DPW	232325	RNT Rent Arbitration Board					Self St	10850	SR Rent Arbitration Board	10000	Operating	10026789	RN Rent Stabilization	1	RN Rent Stabilization	581066	Sr-DPW-Architecture	0	0
SHF	DPW	SHF-DPW	207951	DPW BBR Budgetary	207990	DPW Operations	229822	DPW Building Repair	GFS	10040	GF PW Work Order	10002	Interdepartmental-Overhead	10036156	PW SHF IDS	2	BBR SHF Hall of Justice M&R	486670	Exp Rec Fr Sheriff (AAO)	50000	51750
SHF	DPW	SHF-DPW	207951	DPW BBR Budgetary	207990	DPW Operations	229822	DPW Building Repair	GFS	10040	GF PW Work Order	10002	Interdepartmental-Overhead	10036156	PW SHF IDS	3	BBR SHF 425 7th Street M&R	486670	Exp Rec Fr Sheriff (AAO)	183409	189828
SHF	DPW	SHF-DPW	207951	DPW BBR Budgetary	207990	DPW Operations	229822	DPW Building Repair	GFS	10040	GF PW Work Order	10002	Interdepartmental-Overhead	10036156	PW SHF IDS	4	BBR SHF San Bruno Complex M&R	486670	Exp Rec Fr Sheriff (AAO)	108675	112479
SHF	DPW	SHF-DPW	232331	SHF Sheriff					GFS	10000	GF Annual Account Ctrl	10000	Operating	10001941	SH Building Services	2	Hall Of Justice Maintenance	581067	Sr-DPW-Building Repair	-118482	-122628
SHF	DPW	SHF-DPW	232331	SHF Sheriff					GFS	10000	GF Annual Account Ctrl	10000	Operating	10001941	SH Building Services	3	San Bruno Complex Maintenance	581067	Sr-DPW-Building Repair	-213675	-213675
SHF	DPW	SHF-DPW	232331	SHF Sheriff					GFS	10000	GF Annual Account Ctrl	10000	Operating	10001941	SH Building Services	4	425 7Th Street Maintenance	581067	Sr-DPW-Building Repair	-114927	-118950
TIS	DPW	TIS-DPW	207922	DT EA GIS	232337	DT Enterprise Applications	207922	DT EA GIS	Self St	28070	ISTIF Annual Authority Ctrl	17582	DT Dt Operating Master Project	10024777	DT Dt Operating Master Proj	1	DT Operating Master Project	581072	Sr-DPW-Geog. Information Sys	0	0
TIS	DPW	TIS-DPW	207922	DT EA GIS & DaaS	232337	DT Enterprise Applications	207922	DT EA GIS & DaaS	Self St	28070	ISTIF Annual Authority Ctrl	17582	DT Dt Operating Master Project	10024777	DT Dt Operating Master Proj	1	DT Operating Master Project	581072	Sr-DPW-Geog. Information Sys	-55775	-55775
TIS	DPW	TIS-DPW	207922	DT GIS	232337	DT Digital Services	207922	DT Digital Svcs GIS	Self St	28070	ISTIF Annual Authority Ctrl	17582	DT Dt Operating Master Project	10024777	DT Dt Operating Master Proj	1	DT Operating Master Project	581072	Sr-DPW-Geog. Information Sys	0	0
TIS	DPW	TIS-DPW	207933	DT PS Radio	258641	DT Public Safety	207933	DT PS Radio	Self St	28070	ISTIF Annual Authority Ctrl	17582	DT Dt Operating Master Project	10024777	DT Dt Operating Master Proj	1	DT Operating Master Project	581067	Sr-DPW-Building Repair	-166040	-166040
TIS	DPW	TIS-DPW	207933	DT Pub Safety Radio	258641	DT Public Safety	207933	DT Pub Safety Radio	Self St	28070	ISTIF Annual Authority Ctrl	17582	DT Dt Operating Master Project	10024777	DT Dt Operating Master Proj	1	DT Operating Master Project	581067	Sr-DPW-Building Repair	0	0
TIS	DPW	TIS-DPW	207935	DT PS Inside Wiring Ops	258641	DT Public Safety	207935	DT PS Inside Wiring Ops	Self St	28070	ISTIF Annual Authority Ctrl	17582	DT Dt Operating Master Project	10024777	DT Dt Operating Master Proj	1	DT Operating Master Project	581067	Sr-DPW-Building Repair	0	0
TIS	DPW	TIS-DPW	207935	DT Pub Safety Wire Opns	258641	DT Public Safety	207935	DT Pub Safety Wire Opns	Self St	28070	ISTIF Annual Authority Ctrl	17582	DT Dt Operating Master Project	10024777	DT Dt Operating Master Proj	1	DT Operating Master Project	581067	Sr-DPW-Building Repair	0	0
TIS	DPW	TIS-DPW	207951	DPW BBR Budgetary	207990	DPW Operations	229822	DPW Building Repair	GFS	10040	GF PW Work Order	10002	Interdepartmental-Overhead	10036157	PW TIS IDS	3	BBR DTIS Pub Safety Radio M&R	486710	Exp Rec From Isd (AAO)	123191	127503
TIS	DPW	TIS-DPW	207951	DPW BBR Budgetary	207990	DPW Operations	229822	DPW Building Repair	GFS	10040	GF PW Work Order	10002	Interdepartmental-Overhead	10036157	PW TIS IDS	4	BBR DTIS Pub Safety Wire M&R	486710	Exp Rec From Isd (AAO)	42849	44349
TIS	DPW	TIS-DPW	207951	DPW BBR Budgetary	207990	DPW Operations	229822	DPW Building Repair	GFS	10040	GF PW Work Order	10002	Interdepartmental-Overhead	10036157	PW TIS IDS	5	BBR DTIS Administration M&R	486710	Exp Rec From Isd (AAO)	97717	101137
TIS	DPW	TIS-DPW	207957	DPW BSM Budgetary	207988	DPW Infrastructure	229906	DPW Street Use & Mapping	GFS	10040	GF PW Work Order	10002	Interdepartmental-Overhead	10036157	PW TIS IDS	2	BSM DTIS GIS	486710	Exp Rec From Isd (AAO)	65956	68264
TIS	DPW	TIS-DPW	232341	DT Adm Administration	207915	DT Administration	232341	DT Adm Administration	Self St	28070	ISTIF Annual Authority Ctrl	17582	DT Dt Operating Master Project	10024777	DT Dt Operating Master Proj	1	DT Operating Master Project	581067	Sr-DPW-Building Repair	-97717	-97717
UNA	DPW	UNA-DPW	207950	DPW BDC Budgetary	207989	DPW Buildings	229802	DPW Building Desgn & Construct	GFS	10040	GF PW Work Order	10002	Interdepartmental-Overhead	10016163	PW Work Order	2	PW Work Order Budget	486990	Exp Rec-General Unallocated	28380628	28203513
UNA	DPW	UNA-DPW	207951	DPW BBR Budgetary	207990	DPW Operations	229822	DPW Building Repair	GFS	10040	GF PW Work Order	10002	Interdepartmental-Overhead	10016163	PW Work Order	2	PW Work Order Budget	486990	Exp Rec-General Unallocated	11263682	12886749
UNA	DPW	UNA-DPW	207954	DPW IDC Budgetary	207988	DPW Infrastructure	229863	DPW Infrastcr Desgn & Const	GFS	10040	GF PW Work Order	10002	Interdepartmental-Overhead	10016163	PW Work Order	2	PW Work Order Budget	486990	Exp Rec-General Unallocated	26151314	29087070
UNA	DPW	UNA-DPW	207957	DPW BSM Budgetary	207988	DPW Infrastructure	229906	DPW Street Use & Mapping	GFS	10040	GF PW Work Order	10002	Interdepartmental-Overhead	10016163	PW Work Order	2	PW Work Order Budget	486990	Exp Rec-General Unallocated	19571944	19376424
UNA	DPW	UNA-DPW	207958	DPW SSR Budgetary	207990	DPW Operations	229909	DPW Street & Sewer Repair	GFS	10040	GF PW Work Order	10002	Interdepartmental-Overhead	10016163	PW Work Order	2	PW Work Order Budget	486990	Exp Rec-General Unallocated	10613936	10868010
UNA	DPW	UNA-DPW	207959	DPW BUF Budgetary	207990	DPW Operations	249642	DPW Urban Forestry	GFS	10040	GF PW Work Order	10002	Interdepartmental-Overhead	10016163	PW Work Order	2	PW Work Order Budget	486990	Exp Rec-General Unallocated	9152633	9797390
UNA	DPW	UNA-DPW	207956	DPW SES Budgetary	207990	DPW Operations	229897	DPW Street Environment Svcs	GFS	10040	GF PW Work Order	10002	Interdepartmental-Overhead	10016163	PW Work Order	2	PW Work Order Budget	486990	Exp Rec-General Unallocated	4627254	5568216
UNA	DPW	UNA-DPW	232636	DPW OFFMA Deputy	229889	DPW Administration	229881	DPW Dpty Director Fin & Admin	GFS	10040	GF PW Work Order	10002	Interdepartmental-Overhead	10016163	PW Work Order	2	PW Work Order Budget	486990	Exp Rec-General Unallocated	154409	175950

San Francisco Public Works
Building Design and Construction
FY 2021-2022

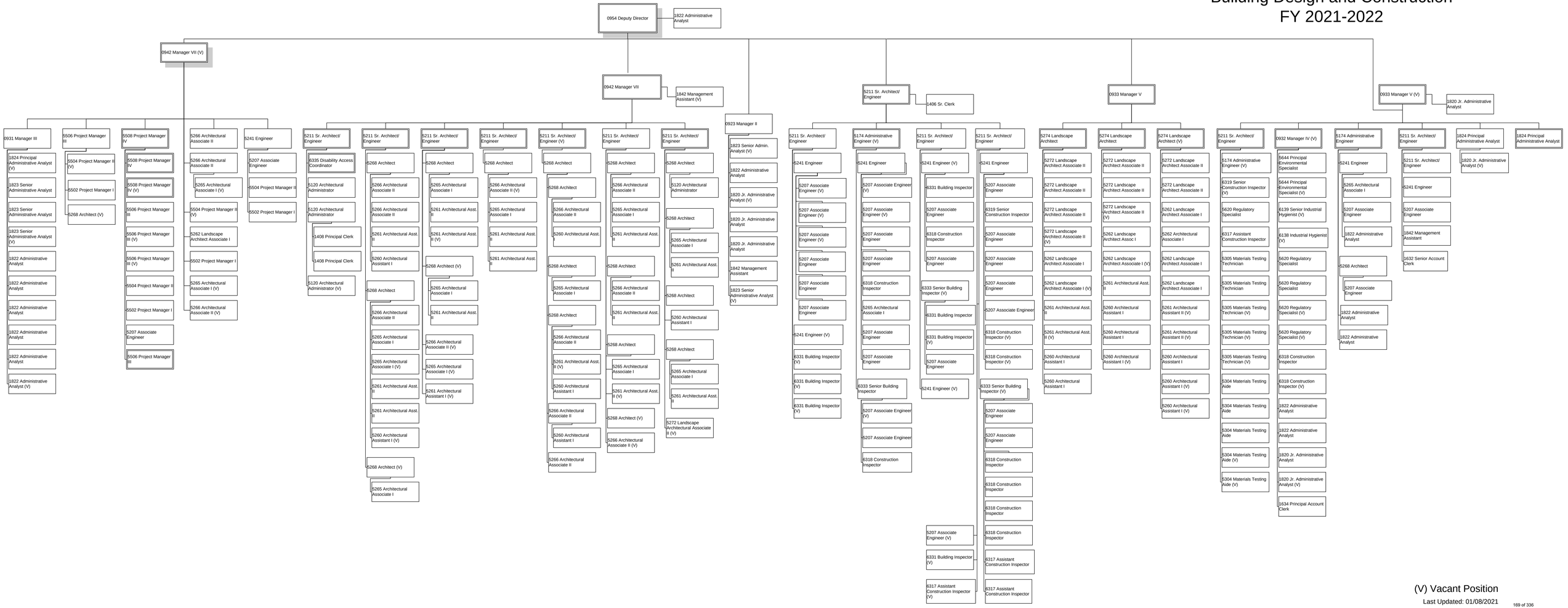

(V) Vacant Position

Last Updated: 01/08/2021

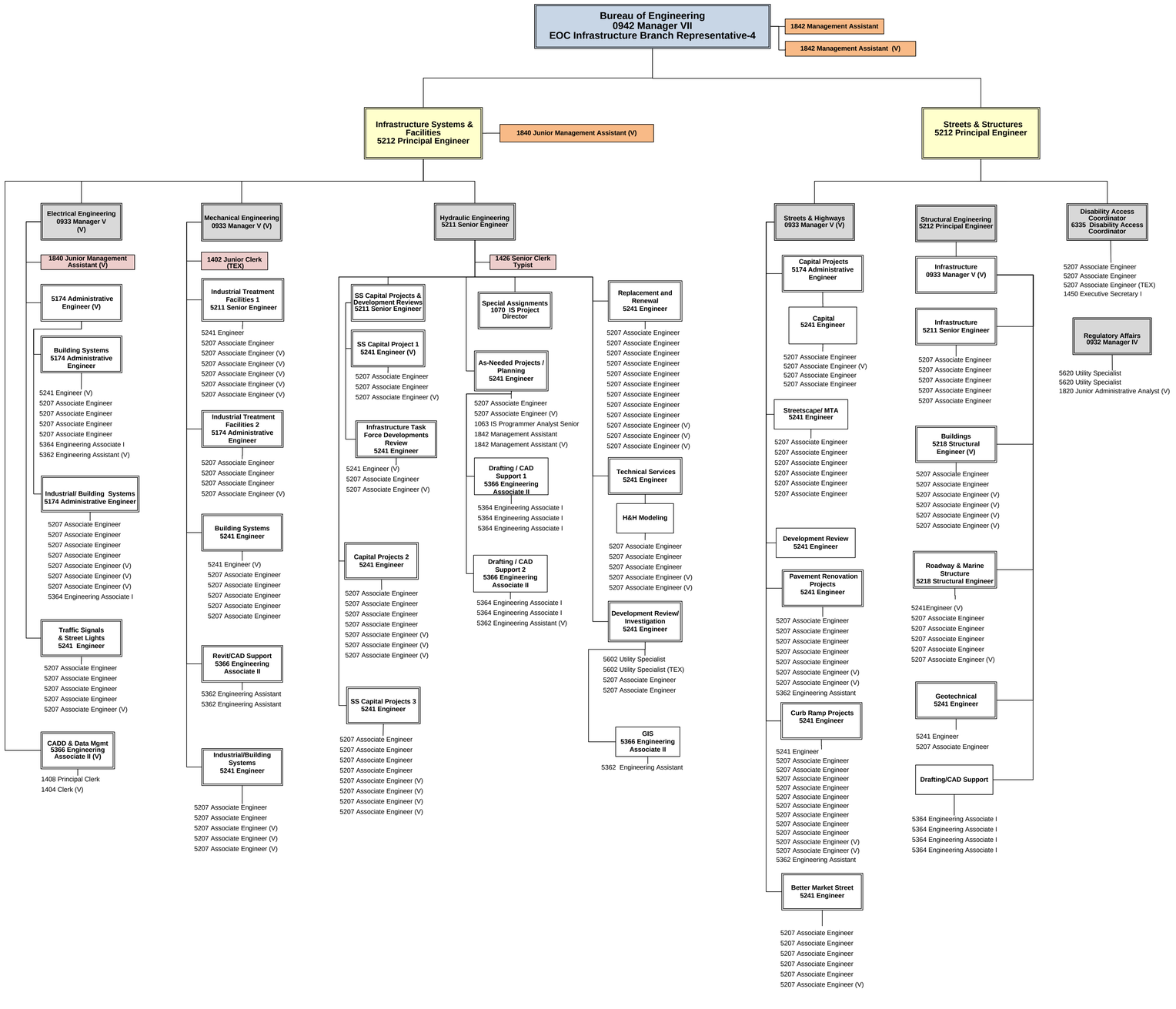
Bureau of Engineering
0942 Manager VII
EOC Infrastructure Branch Representative-4
1842 Management Assistant
1842 Management Assistant (V)
Infrastructure Systems & Facilities
5212 Princpal Engineer
1840 Junior Management Assistant (V)
Streets & Structures
5212 Principal Engineer
Electrical Engineering
0933 Manager V (V)
1840 Junior Management Assistant (V)
5174 Administrative Engineer (V)
Building Systems
5174 Administrative Engineer
5241 Engineer (V)
5207 Associate Engineer
5207 Associate Engineer
5207 Associate Engineer
5207 Associate Engineer
5364 Engineering Associate I
5362 Engineering Assistant (V)
Industrial/ Building Systems
5174 Administrative Engineer
5207 Associate Engineer
5207 Associate Engineer
5207 Associate Engineer
5207 Associate Engineer
5207 Associate Engineer (V)
5207 Associate Engineer (V)
5207 Associate Engineer (V)
5364 Engineering Associate I
Traffic Signals
& Street Lights
5241 Engineer
5207 Associate Engineer
5207 Associate Engineer
5207 Associate Engineer
5207 Associate Engineer
5207 Associate Engineer (V)
CADD & Data Mgmt
5366 Engineering
Associate II (V)
1408 Principal Clerk
1404 Clerk (V)
Mechanical Engineering
0933 Manager V (V)
1402 Junior Clerk
(TEX)
Industrial Treatment
Facilities 1
5211 Senior Engineer
5241 Engineer
5207 Associate Engineer
5207 Associate Engineer (V)
5207 Associate Engineer (V)
5207 Associate Engineer (V)
5207 Associate Engineer (V)
5207 Associate Engineer (V)
Industrial Treatment
Facilities 2
5174 Administrative
Engineer
5207 Associate Engineer
5207 Associate Engineer
5207 Associate Engineer
5207 Associate Engineer (V)
Building Systems
5241 Engineer
5241 Engineer (V)
5207 Associate Engineer
5207 Associate Engineer
5207 Associate Engineer
5207 Associate Engineer
5207 Associate Engineer
Revit/CAD Support
5366 Engineering
Associate II
5362 Engineering Assistant
5362 Engineering Assistant
Industrial/Building
Systems
5241 Engineer
5207 Associate Engineer
5207 Associate Engineer
5207 Associate Engineer (V)
5207 Associate Engineer (V)
5207 Associate Engineer (V)
Hydraulic Engineering
5211 Senior Engineer
1426 Senior Clerk
Typist
SS Capital Projects &
Development Reviews
5211 Senior Engineer
SS Capital Project 1
5241 Engineer (V)
5207 Associate Engineer
5207 Associate Engineer
5207 Associate Engineer (V)
Infrastructure Task
Force Developments
Review
5241 Engineer
5241 Engineer (V)
5207 Associate Engineer
5207 Associate Engineer (V)
Capital Projects 2
5241 Engineer
5207 Associate Engineer
5207 Associate Engineer
5207 Associate Engineer
5207 Associate Engineer
5207 Associate Engineer (V)
5207 Associate Engineer (V)
5207 Associate Engineer (V)
SS Capital Projects 3
5241 Engineer
5207 Associate Engineer
5207 Associate Engineer
5207 Associate Engineer
5207 Associate Engineer
5207 Associate Engineer (V)
5207 Associate Engineer (V)
5207 Associate Engineer (V)
5207 Associate Engineer (V)
Special Assignments
1070 IS Project
Director
As-Needed Projects /
Planning
5241 Engineer
5207 Associate Engineer
5207 Associate Engineer (V)
1063 IS Programmer Analyst Senior
1842 Management Assistant
1842 Management Assistant (V)
Drafting / CAD
Support 1
5366 Engineering
Associate II
5364 Engineering Associate I
5364 Engineering Associate I
5364 Engineering Associate I
Drafting / CAD
Support 2
5366 Engineering
Associate II
5364 Engineering Associate I
5364 Engineering Associate I
5362 Engineering Assistant (V)
Replacement and
Renewal
5241 Engineer
5207 Associate Engineer
5207 Associate Engineer
5207 Associate Engineer
5207 Associate Engineer
5207 Associate Engineer
5207 Associate Engineer
5207 Associate Engineer
5207 Associate Engineer
5207 Associate Engineer
5207 Associate Engineer (V)
5207 Associate Engineer (V)
5207 Associate Engineer (V)
Technical Services
5241 Engineer
H&H Modeling
5207 Associate Engineer
5207 Associate Engineer
5207 Associate Engineer
5207 Associate Engineer (V)
5207 Associate Engineer (V)
Development Review/
Investigation
5241 Engineer
5602 Utility Specialist
5602 Utility Specialist (TEX)
5207 Associate Engineer
5207 Associate Engineer
GIS
5366 Engineering
Associate II
5362 Engineering Assistant
Streets & Highways
0933 Manager V (V)
Capital Projects
5174 Administrative
Engineer
Capital
5241 Engineer
5207 Associate Engineer
5207 Associate Engineer (V)
5207 Associate Engineer
5207 Associate Engineer
Streetscape/ MTA
5241 Engineer
5207 Associate Engineer
5207 Associate Engineer
5207 Associate Engineer
5207 Associate Engineer
5207 Associate Engineer
5207 Associate Engineer
Development Review
5241 Engineer
Pavement Renovation
Projects
5241 Engineer
5207 Associate Engineer
5207 Associate Engineer
5207 Associate Engineer
5207 Associate Engineer
5207 Associate Engineer
5207 Associate Engineer (V)
5207 Associate Engineer (V)
5362 Engineering Assistant
Curb Ramp Projects
5241 Engineer
5241 Engineer
5207 Associate Engineer
5207 Associate Engineer
5207 Associate Engineer
5207 Associate Engineer
5207 Associate Engineer
5207 Associate Engineer
5207 Associate Engineer
5207 Associate Engineer
5207 Associate Engineer
5207 Associate Engineer (V)
5207 Associate Engineer (V)
5362 Engineering Assistant
Better Market Street
5241 Engineer
5207 Associate Engineer
5207 Associate Engineer
5207 Associate Engineer
5207 Associate Engineer
5207 Associate Engineer
5207 Associate Engineer (V)
Structural Engineering
5212 Principal Engineer
Infrastructure
0933 Manager V (V)
Infrastructure
5211 Senior Engineer
5207 Associate Engineer
5207 Associate Engineer
5207 Associate Engineer
5207 Associate Engineer
5207 Associate Engineer
Buildings
5218 Structural
Engineer (V)
5207 Associate Engineer
5207 Associate Engineer
5207 Associate Engineer (V)
5207 Associate Engineer (V)
5207 Associate Engineer (V)
5207 Associate Engineer (V)
Roadway & Marine
Structure
5218 Structural Engineer
5241Engineer (V)
5207 Associate Engineer
5207 Associate Engineer
5207 Associate Engineer
5207 Associate Engineer
5207 Associate Engineer (V)
Geotechnical
5241 Engineer
5241 Engineer
5207 Associate Engineer
Drafting/CAD Support
5364 Engineering Associate I
5364 Engineering Associate I
5364 Engineering Associate I
5364 Engineering Associate I
Disability Access
Coordinator
6335 Disability Access
Coordinator
5207 Associate Engineer
5207 Associate Engineer
5207 Associate Engineer (TEX)
1450 Executive Secretary I
Regulatory Affairs
0932 Manager IV
5620 Utility Specialist
5620 Utility Specialist
1820 Junior Administrative Analyst (V)

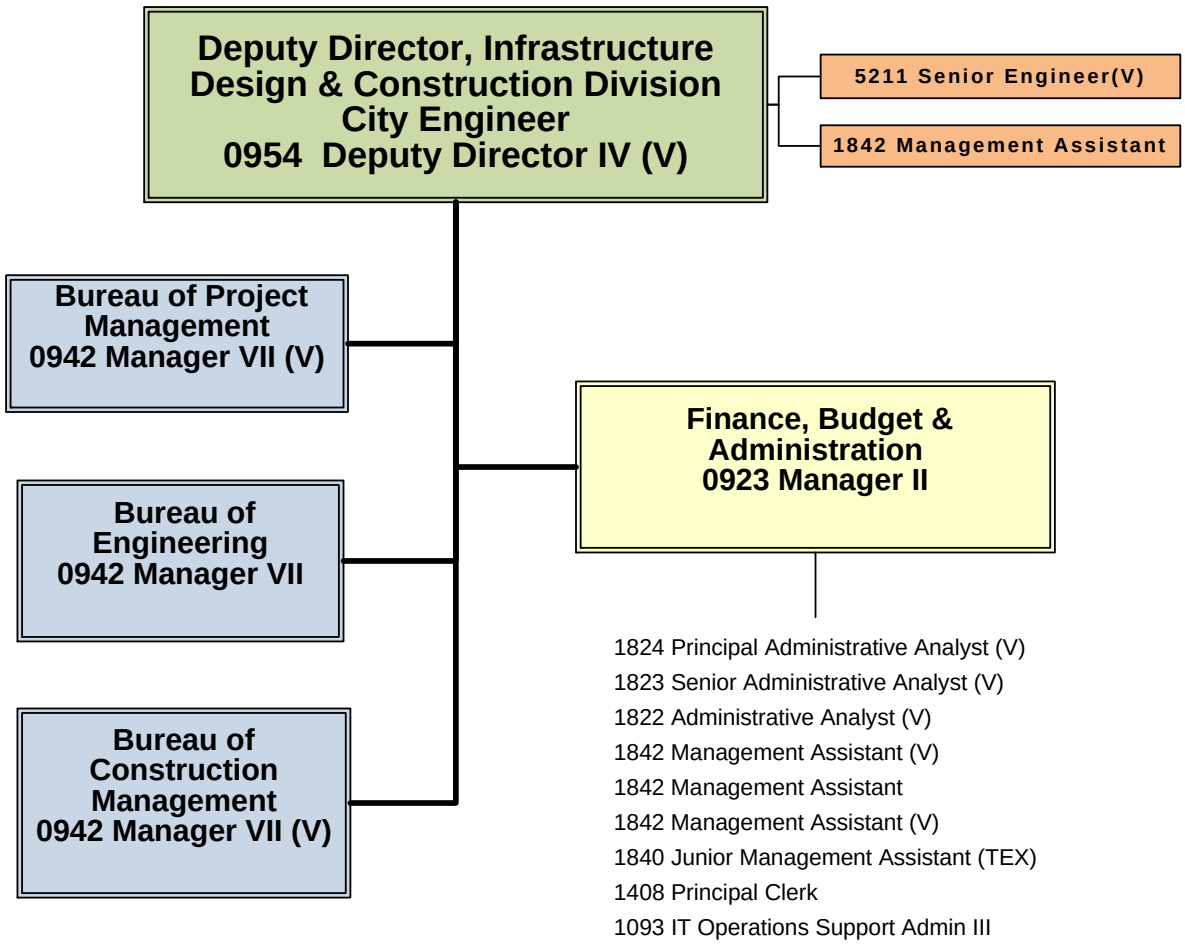
Deputy Director, Infrastructure Design & Construction Division City Engineer
0954 Deputy Director IV (V)
5211 Senior Engineer(V)
1842 Management Assistant
Bureau of Project Management
0942 Manager VII (V)
Bureau of Engineering
0942 Manager VII
Bureau of Construction Management
0942 Manager VII (V)
Finance, Budget & Administration
0923 Manager II
1824 Principal Administrative Analyst (V)
1823 Senior Administrative Analyst (V)
1822 Administrative Analyst (V)
1842 Management Assistant (V)
1842 Management Assistant
1842 Management Assistant (V)
1840 Junior Management Assistant (TEX)
1408 Principal Clerk
1093 IT Operations Support Admin III

IDC Bureau of Construction Management
0942 Manager VII (V)
Bureau Manager

FOR BUDGET PURPOSES ONLY

Construction Management
5212 Principal Engineer (V)
Deputy Bureau Manager

-1823 Senior Administratve Analyst (V)
-1822 Administratve Analyst
-1820 Junior Administratve Analyst (V)

-1842 Management Assistant (V)
-2917 Program Support Analyst

IDC - QA/QC
5211 Senior Engineer

Construction Management Group

Construction Management 1
5211 Senior Engineer (V)

-5241 Engineer
-5241 Engineer
-5241 Engineer
-5207 Associate Engineer
-5207 Associate Engineer
-5207 Associate Engineer
-5207 Associate Engineer
-5207 Associate Engineer
-5207 Associate Engineer
-5207 Associate Engineer (V)
-5207 Associate Engineer (V)
-5207 Associate Engineer (V)
-5207 Associate Engineer (V)
-5207 Associate Engineer (V)
-6319 Senior Construction Inspector
-6319 Senior Construction Inspector
-6319 Senior Construction Inspector (V)
-6318 Construction Inspector
-6318 Construction Inspector
-6318 Construction Inspector
-6318 Construction Inspector
-6318 Construction Inspector
-6318 Construction Inspector (V)
-6317 Assistant Construction Inspector (V)

Construction Management 2
5211 Senior Engineer (V)

-5241 Engineer
-5241 Engineer
-5241 Engineer
-5241 Engineer (V)
-5207 Associate Engineer
-5207 Associate Engineer
-5207 Associate Engineer
-5207 Associate Engineer
-5207 Associate Engineer
-5207 Associate Engineer (V)
-5207 Associate Engineer (V)
-5207 Associate Engineer (V)
-5207 Associate Engineer (V)
-5207 Associate Engineer (V)
-6319 Senior Construction Inspector (V)
-6318 Construction Inspector
-6318 Construction Inspector
-6318 Construction Inspector
-6318 Construction Inspector
-6318 Construction Inspector
-6318 Construction Inspector (V)
-6318 Construction Inspector (V)
-6317 Assistant Construction Inspector

Construction Management 3
Redevelopment South
5211 Senior Engineer

-5241 Engineer
-5241 Engineer (V)
-5207 Associate Engineer
-5207 Associate Engineer
-5207 Associate Engineer
-5207 Associate Engineer
-5207 Associate Engineer
-5207 Associate Engineer
-5207 Associate Engineer (V)
-5207 Associate Engineer (V)
-5207 Associate Engineer (V)
-5207 Associate Engineer (V)
-5207 Associate Engineer (V)
-6319 Senior Construction Inspector
-6318 Construction Inspector
-6318 Construction Inspector
-6318 Construction Inspector
-6318 Construction Inspector
-6318 Construction Inspector
-6318 Construction Inspector (V)
-6318 Construction Inspector (V)
-6318 Construction Inspector (V)

Construction Management 4
Redevelopment North
5211 Senior Engineer (V)

-5174 Administrative Engineer
-5241 Engineer
-5241 Engineer
-5241 Engineer (V)
-5207 Associate Engineer
-5207 Associate Engineer
-5207 Associate Engineer
-5207 Associate Engineer
-5207 Associate Engineer (V)
-5207 Associate Engineer (V)
-5207 Associate Engineer (V)
-5207 Associate Engineer (V)
-5207 Associate Engineer (V)
-5207 Associate Engineer (V)
-5207 Associate Engineer (V)
-6319 Senior Construction Inspector (V)
-6318 Construction Inspector
-6318 Construction Inspector
-6318 Construction Inspector
-6318 Construction Inspector
-6318 Construction Inspector
-6318 Construction Inspector (V)
-6318 Construction Inspector (V)
-6317 Assistant Construction Inspector

Construction Management 5
Better Market Street
5212 Principal Engineer (V)

-5211 Senior Engineer
-5241 Engineer (V)
-5241 Engineer (V)
-5241 Engineer
-5207 Associate Engineer
-5207 Associate Engineer (V) (sub-2917)
-6318 Construction Inspector (V)
-6318 Construction Inspector (V)
-6318 Construction Inspector (V)

Project Controls and Assurances
5174 Administrative Engineer

-5207 Associate Engineer
-5207 Associate Engineer
-5207 Associate Engineer
-5207 Associate Engineer
-5207 Associate Engineer (V)
-5207 Associate Engineer (V)
-5207 Associate Engineer (V)
-5207 Associate Engineer (V)
-5207 Associate Engineer (V)
-5207 Associate Engineer (V)
-5207 Associate Engineer (V)
-6317 Assistant Construction Inspector

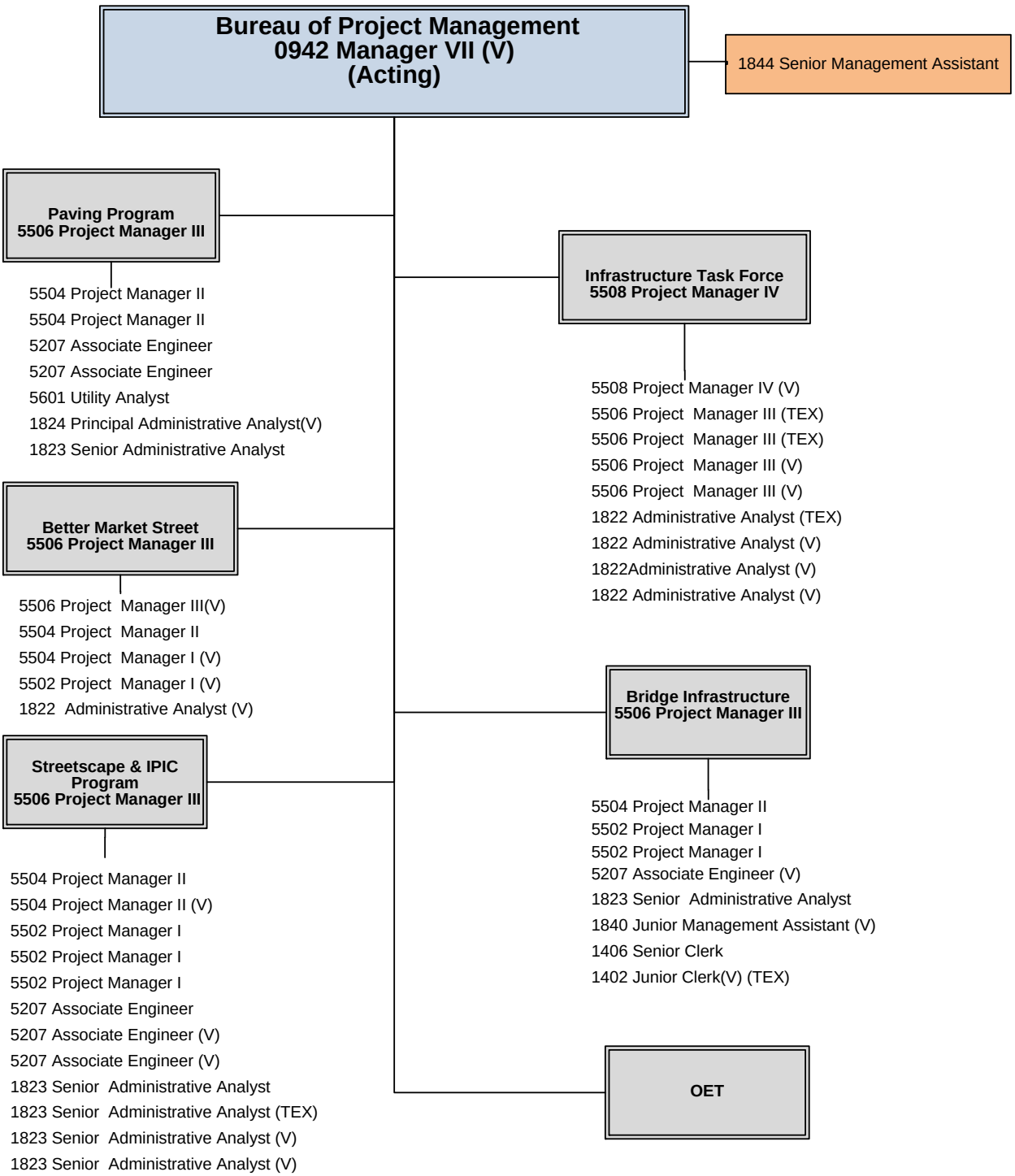
Bureau of Project Management
0942 Manager VII (V)
(Acting)
1844 Senior Management Assistant
Paving Program
5506 Project Manager III
5504 Project Manager II
5504 Project Manager II
5207 Associate Engineer
5207 Associate Engineer
5601 Utility Analyst
1824 Principal Administrative Analyst(V)
1823 Senior Administrative Analyst
Infrastructure Task Force
5508 Project Manager IV
5508 Project Manager IV (V)
5506 Project Manager III (TEX)
5506 Project Manager III (TEX)
5506 Project Manager III (V)
5506 Project Manager III (V)
1822 Administrative Analyst (TEX)
1822 Administrative Analyst (V)
1822Administrative Analyst (V)
1822 Administrative Analyst (V)
Better Market Street
5506 Project Manager III
5506 Project Manager III(V)
5504 Project Manager II
5504 Project Manager I (V)
5502 Project Manager I (V)
1822 Administrative Analyst (V)
Bridge Infrastructure
5506 Project Manager III
5504 Project Manager II
5502 Project Manager I
5502 Project Manager I
5207 Associate Engineer (V)
1823 Senior Administrative Analyst
1840 Junior Management Assistant (V)
1406 Senior Clerk
1402 Junior Clerk(V) (TEX)
Streetscape & IPIC Program
5506 Project Manager III
5504 Project Manager II
5504 Project Manager II (V)
5502 Project Manager I
5502 Project Manager I
5502 Project Manager I
5207 Associate Engineer
5207 Associate Engineer (V)
5207 Associate Engineer (V)
1823 Senior Administrative Analyst
1823 Senior Administrative Analyst (TEX)
1823 Senior Administrative Analyst (V)
1823 Senior Administrative Analyst (V)
OET

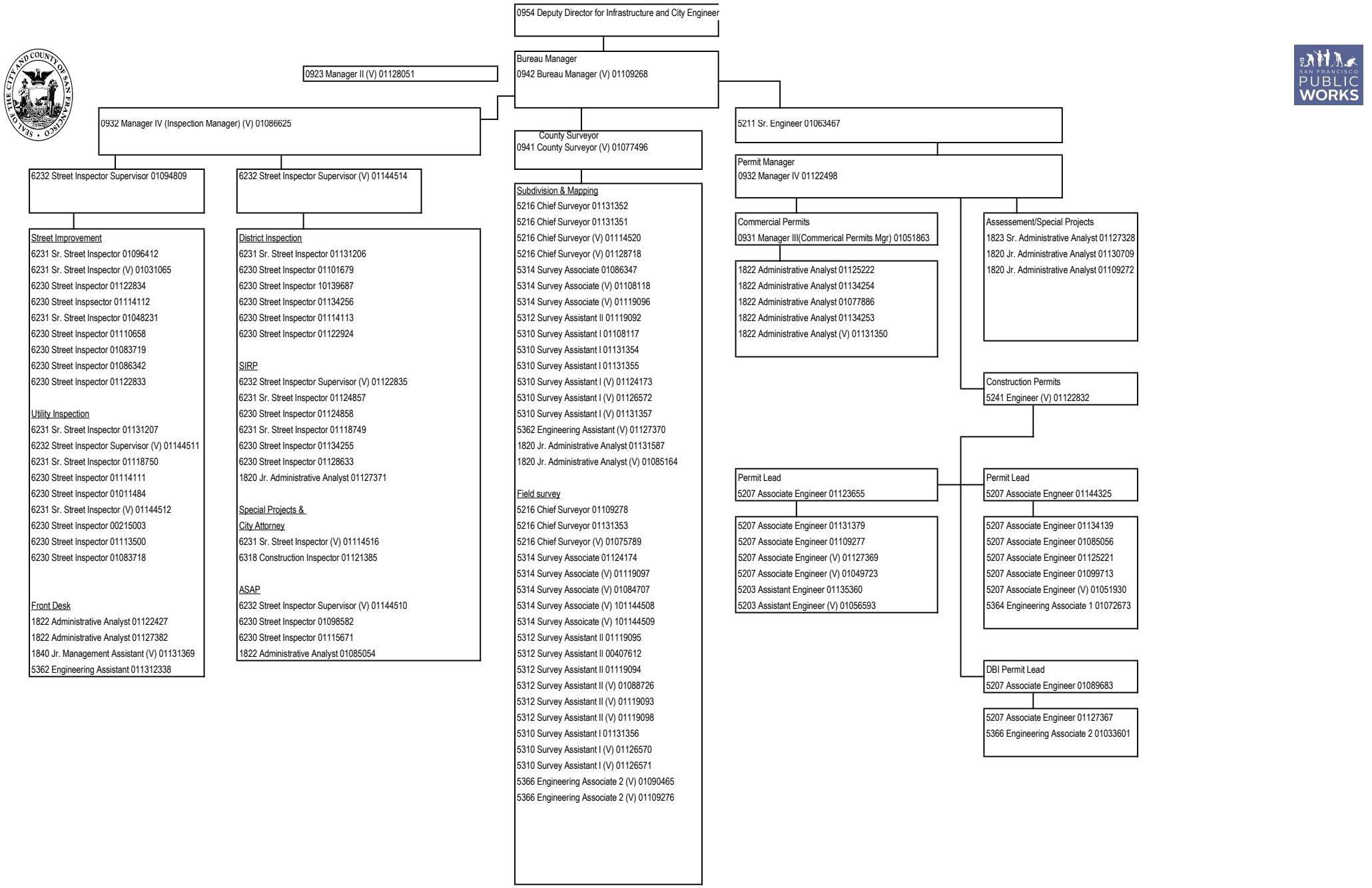

Total: 112
DATE: 12.7.20

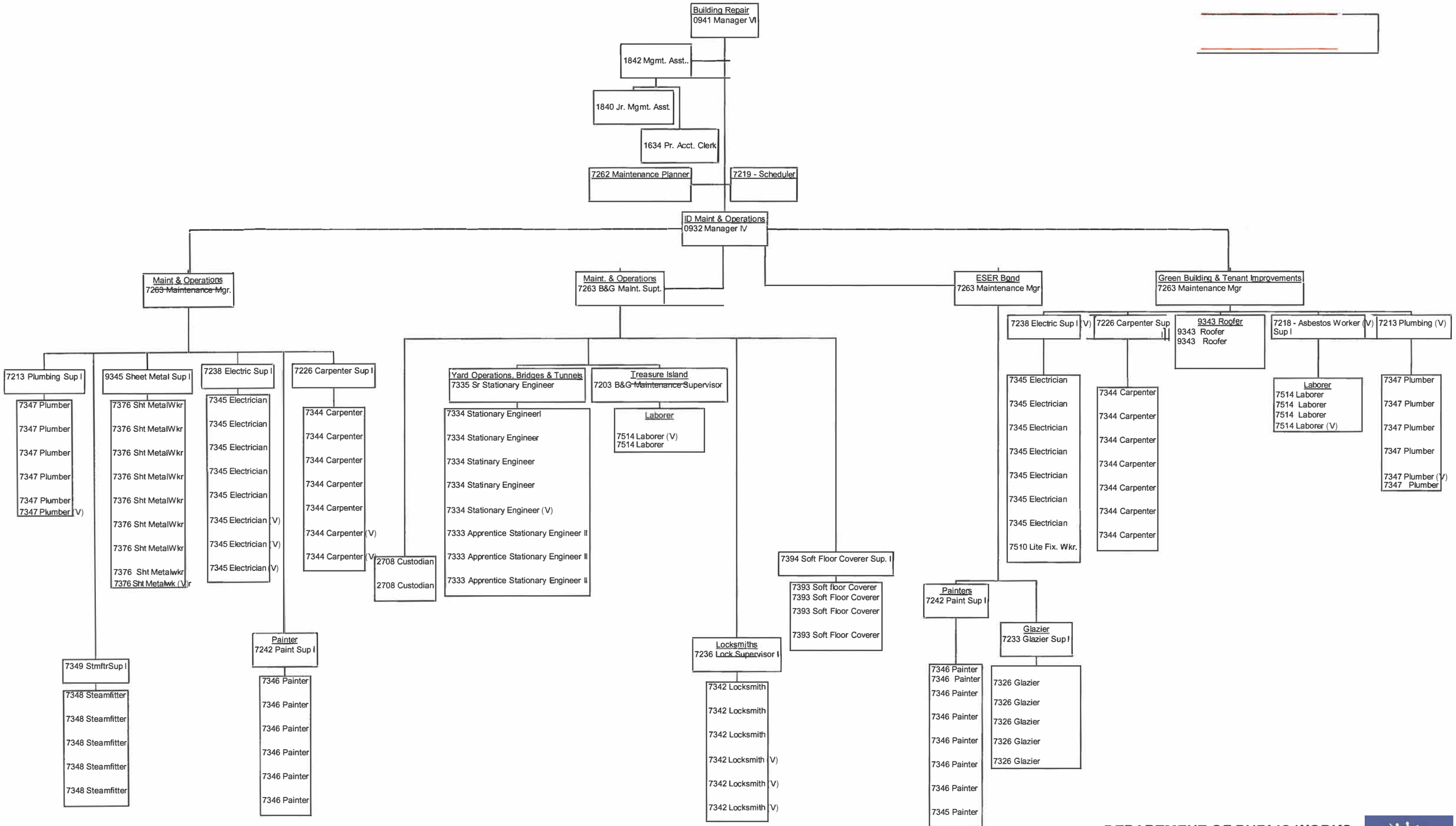

DEPARTMENT OF PUBLIC WORKS
BUREAU OF BUILDING REPAIR
FY 2021 - 2022
Department Proposed

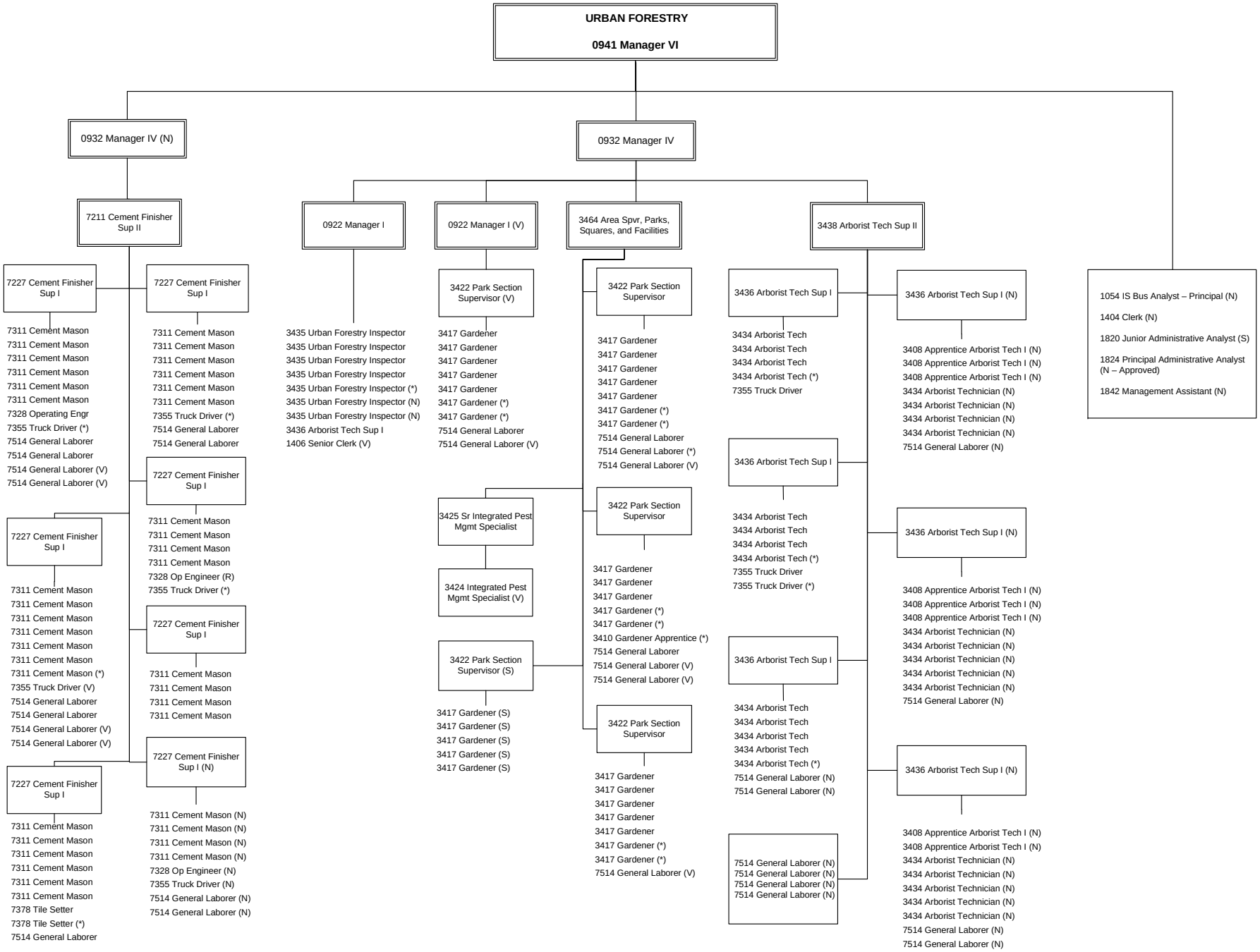

San Francisco Public Works
Bureau of Urban Forestry
FY 2021-22
Department Proposed

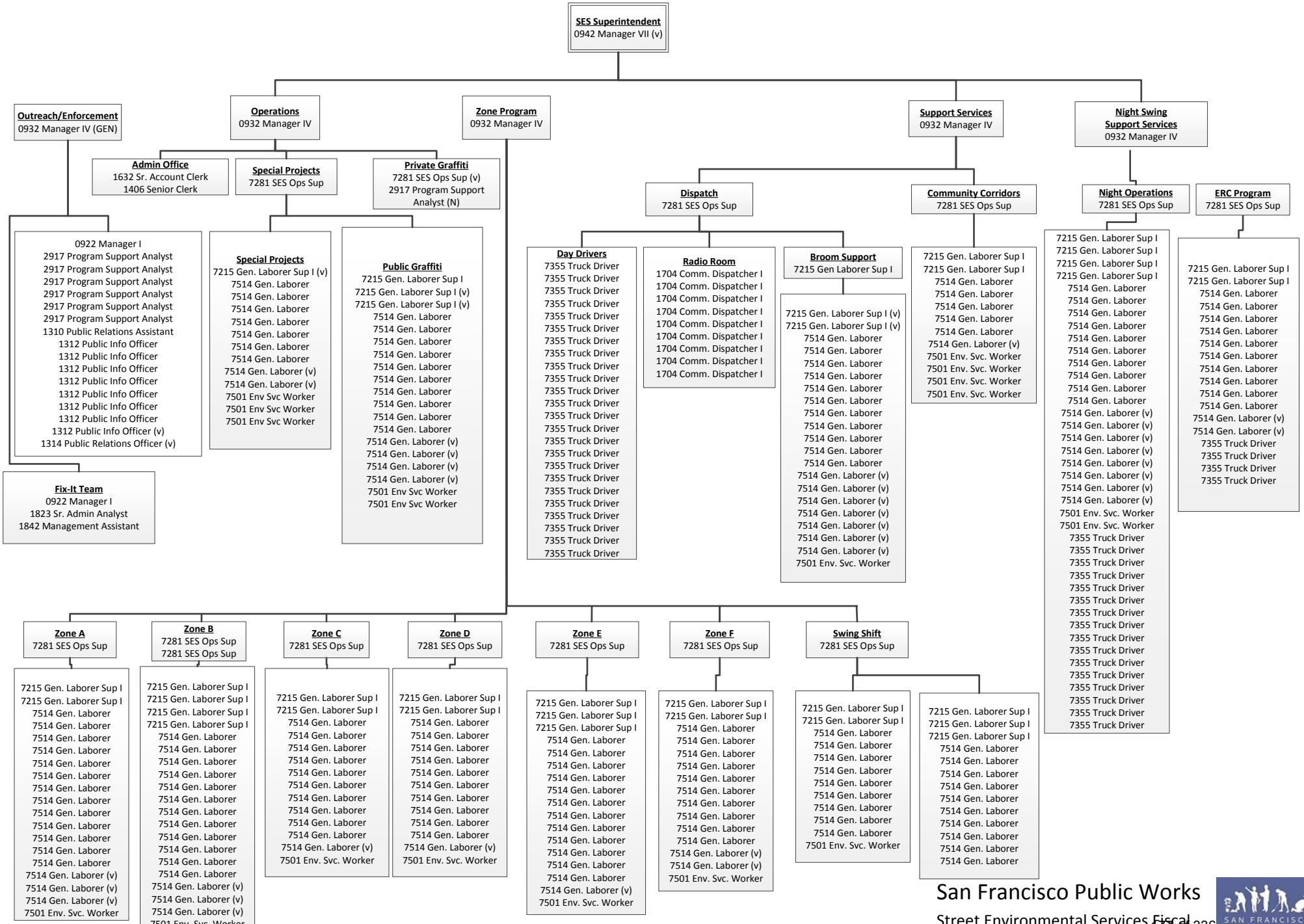
SES Superintendent
0942 Manager VII (v)
Outreach/Enforcement
0932 Manager IV (GEN)
0922 Manager I
2917 Program Support Analyst
2917 Program Support Analyst
2917 Program Support Analyst
2917 Program Support Analyst
2917 Program Support Analyst
2917 Program Support Analyst
1310 Public Relations Assistant
1312 Public Info Officer
1312 Public Info Officer
1312 Public Info Officer
1312 Public Info Officer
1312 Public Info Officer
1312 Public Info Officer
1312 Public Info Officer
1312 Public Info Officer (v)
1314 Public Relations Officer (v)
Fix-It Team
0922 Manager I
1823 Sr. Admin Analyst
1842 Management Assistant
Operations
0932 Manager IV
Admin Office
1632 Sr. Account Clerk
1406 Senior Clerk
Special Projects
7281 SES Ops Sup
Special Projects
7215 Gen. Laborer Sup I (v)
7514 Gen. Laborer
7514 Gen. Laborer
7514 Gen. Laborer
7514 Gen. Laborer
7514 Gen. Laborer
7514 Gen. Laborer
7514 Gen. Laborer
7514 Gen. Laborer (v)
7514 Gen. Laborer (v)
7501 Env Svc Worker
7501 Env Svc Worker
7501 Env Svc Worker
Private Graffiti
7281 SES Ops Sup (v)
2917 Program Support Analyst (N)
Public Graffiti
7215 Gen. Laborer Sup I
7215 Gen. Laborer Sup I (v)
7215 Gen. Laborer Sup I (v)
7514 Gen. Laborer
7514 Gen. Laborer
7514 Gen. Laborer
7514 Gen. Laborer
7514 Gen. Laborer
7514 Gen. Laborer
7514 Gen. Laborer
7514 Gen. Laborer
7514 Gen. Laborer
7514 Gen. Laborer
7514 Gen. Laborer
7514 Gen. Laborer
7514 Gen. Laborer (v)
7514 Gen. Laborer (v)
7514 Gen. Laborer (v)
7514 Gen. Laborer (v)
7501 Env Svc Worker
7501 Env Svc Worker
Zone Program
0932 Manager IV
Support Services
0932 Manager IV
Dispatch
7281 SES Ops Sup
Day Drivers
7355 Truck Driver
7355 Truck Driver
7355 Truck Driver
7355 Truck Driver
7355 Truck Driver
7355 Truck Driver
7355 Truck Driver
7355 Truck Driver
7355 Truck Driver
7355 Truck Driver
7355 Truck Driver
7355 Truck Driver
7355 Truck Driver
7355 Truck Driver
7355 Truck Driver
7355 Truck Driver
7355 Truck Driver
7355 Truck Driver
7355 Truck Driver
7355 Truck Driver
7355 Truck Driver
7355 Truck Driver
7355 Truck Driver
Radio Room
1704 Comm. Dispatcher I
1704 Comm. Dispatcher I
1704 Comm. Dispatcher I
1704 Comm. Dispatcher I
1704 Comm. Dispatcher I
1704 Comm. Dispatcher I
1704 Comm. Dispatcher I
1704 Comm. Dispatcher I
1704 Comm. Dispatcher I
Broom Support
7215 Gen Laborer Sup I
7215 Gen. Laborer Sup I (v)
7215 Gen. Laborer Sup I (v)
7514 Gen. Laborer
7514 Gen. Laborer
7514 Gen. Laborer
7514 Gen. Laborer
7514 Gen. Laborer
7514 Gen. Laborer
7514 Gen. Laborer
7514 Gen. Laborer
7514 Gen. Laborer
7514 Gen. Laborer
7514 Gen. Laborer
7514 Gen. Laborer
7514 Gen. Laborer

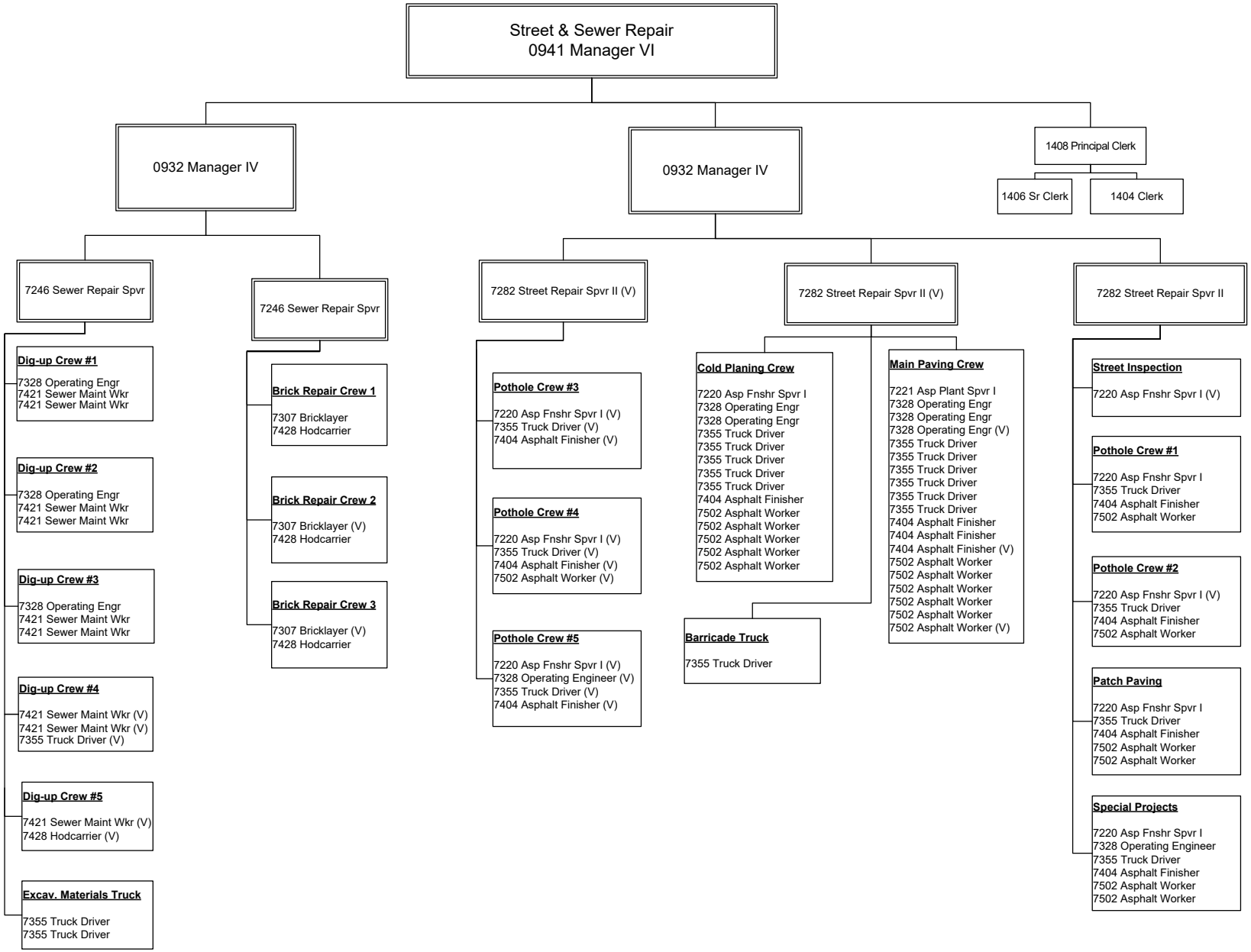
Street & Sewer Repair
0941 Manager VI
0932 Manager IV
0932 Manager IV
1408 Principal Clerk
1406 Sr Clerk
1404 Clerk
7246 Sewer Repair Spvr
7246 Sewer Repair Spvr
7282 Street Repair Spvr II (V)
7282 Street Repair Spvr II (V)
7282 Street Repair Spvr II
Dig-up Crew #1
7328 Operating Engr
7421 Sewer Maint Wkr
7421 Sewer Maint Wkr
Dig-up Crew #2
7328 Operating Engr
7421 Sewer Maint Wkr
7421 Sewer Maint Wkr
Dig-up Crew #3
7328 Operating Engr
7421 Sewer Maint Wkr
7421 Sewer Maint Wkr
Dig-up Crew #4
7421 Sewer Maint Wkr (V)
7421 Sewer Maint Wkr (V)
7355 Truck Driver (V)
Dig-up Crew #5
7421 Sewer Maint Wkr (V)
7428 Hodcarrier (V)
Excav. Materials Truck
7355 Truck Driver
7355 Truck Driver
Brick Repair Crew 1
7307 Bricklayer
7428 Hodcarrier
Brick Repair Crew 2
7307 Bricklayer (V)
7428 Hodcarrier
Brick Repair Crew 3
7307 Bricklayer (V)
7428 Hodcarrier
Pothole Crew #3
7220 Asp Fnshr Spvr I (V)
7355 Truck Driver (V)
7404 Asphalt Finisher (V)
Pothole Crew #4
7220 Asp Fnshr Spvr I (V)
7355 Truck Driver (V)
7404 Asphalt Finisher (V)
7502 Asphalt Worker (V)
Pothole Crew #5
7220 Asp Fnshr Spvr I (V)
7328 Operating Engineer (V)
7355 Truck Driver (V)
7404 Asphalt Finisher (V)
Cold Planing Crew
7220 Asp Fnshr Spvr I
7328 Operating Engr
7328 Operating Engr
7355 Truck Driver
7355 Truck Driver
7355 Truck Driver
7355 Truck Driver
7355 Truck Driver
7404 Asphalt Finisher
7502 Asphalt Worker
7502 Asphalt Worker
7502 Asphalt Worker
7502 Asphalt Worker
7502 Asphalt Worker
Barricade Truck
7355 Truck Driver
Main Paving Crew
7221 Asp Plant Spvr I
7328 Operating Engr
7328 Operating Engr
7328 Operating Engr (V)
7355 Truck Driver
7355 Truck Driver
7355 Truck Driver
7355 Truck Driver
7355 Truck Driver
7355 Truck Driver
7404 Asphalt Finisher
7404 Asphalt Finisher
7404 Asphalt Finisher (V)
7502 Asphalt Worker
7502 Asphalt Worker
7502 Asphalt Worker
7502 Asphalt Worker
7502 Asphalt Worker
7502 Asphalt Worker (V)
Street Inspection
7220 Asp Fnshr Spvr I (V)
Pothole Crew #1
7220 Asp Fnshr Spvr I
7355 Truck Driver
7404 Asphalt Finisher
7502 Asphalt Worker
Pothole Crew #2
7220 Asp Fnshr Spvr I (V)
7355 Truck Driver
7404 Asphalt Finisher
7502 Asphalt Worker
Patch Paving
7220 Asp Fnshr Spvr I
7355 Truck Driver
7404 Asphalt Finisher
7502 Asphalt Worker
7502 Asphalt Worker
Special Projects
7220 Asp Fnshr Spvr I
7328 Operating Engineer
7355 Truck Driver
7404 Asphalt Finisher
7502 Asphalt Worker
7502 Asphalt Worker

San Francisco Public Works
GEN - Central Operations
Department Phase FY 2020-21

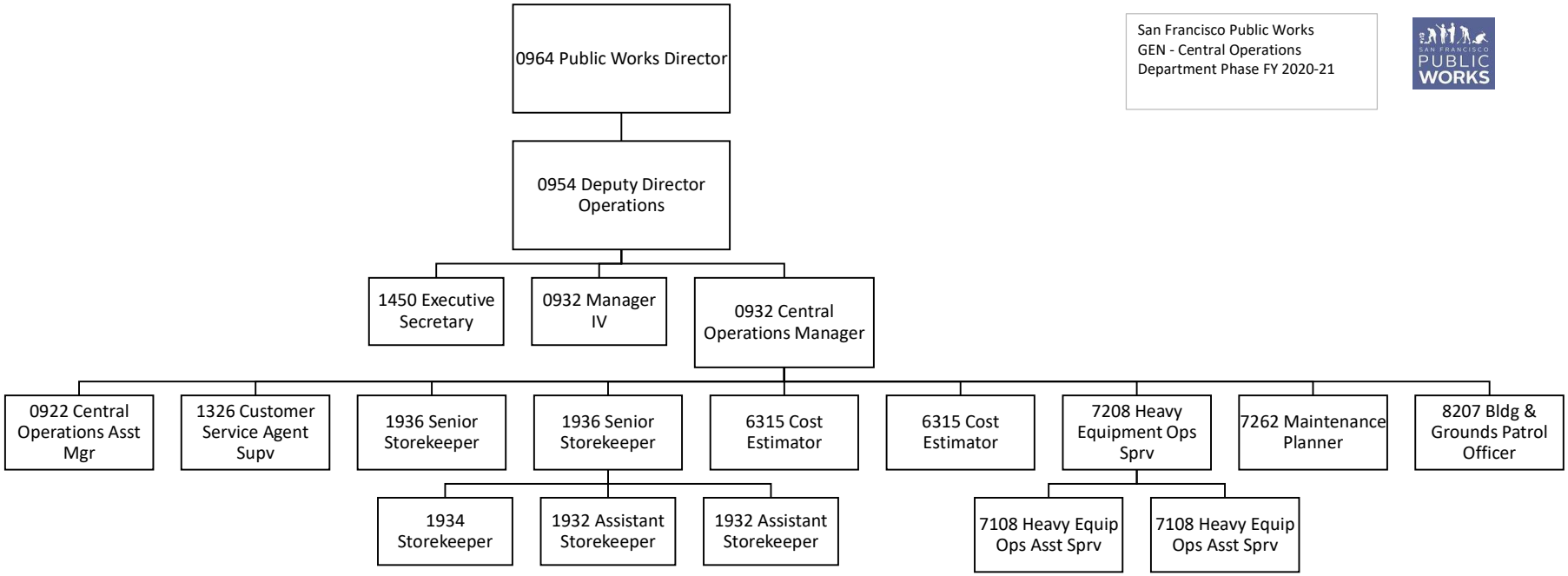

San Francisco Public Works
GEN - Director's Office
Department Phase FY 2021-22

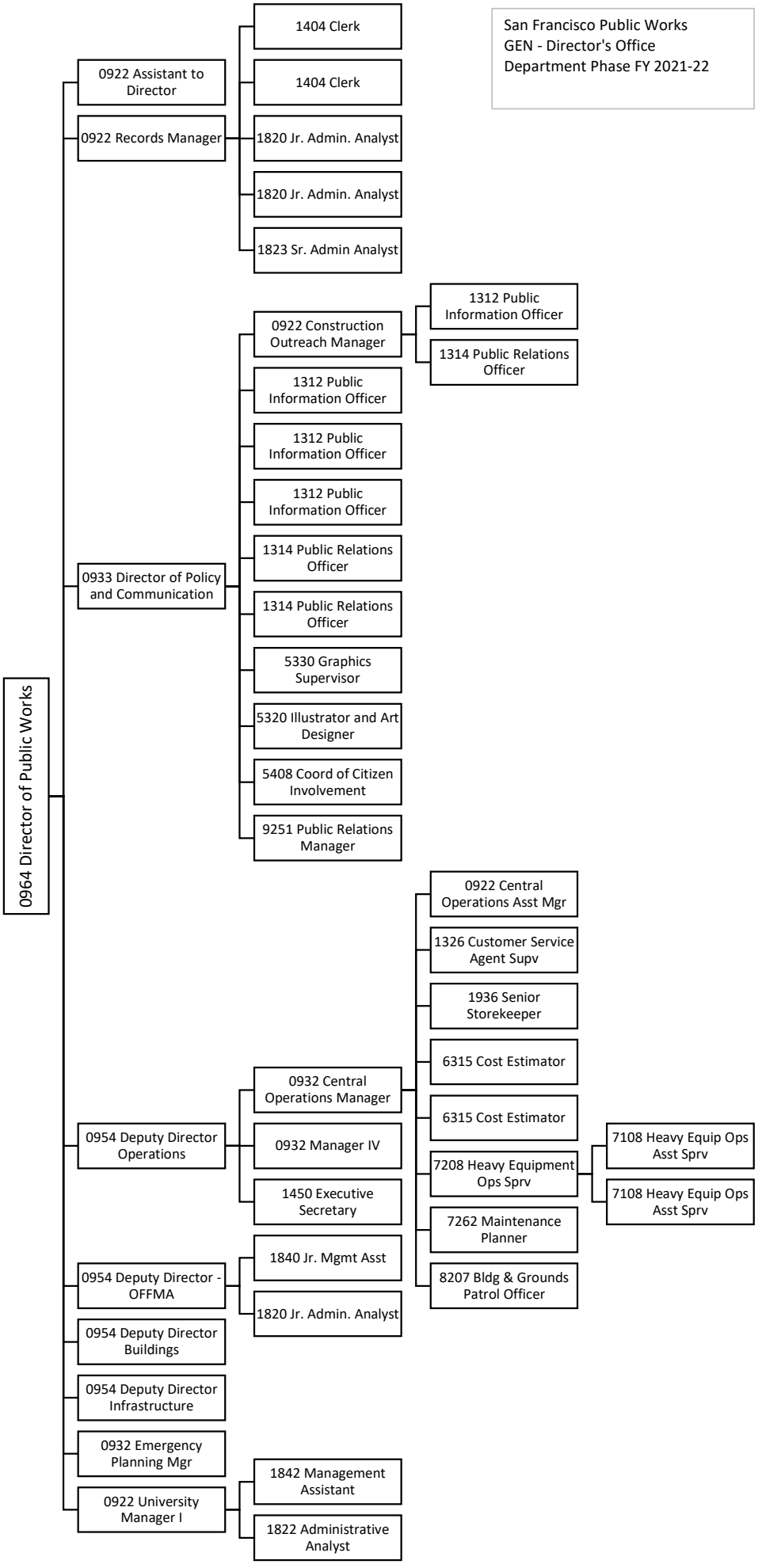

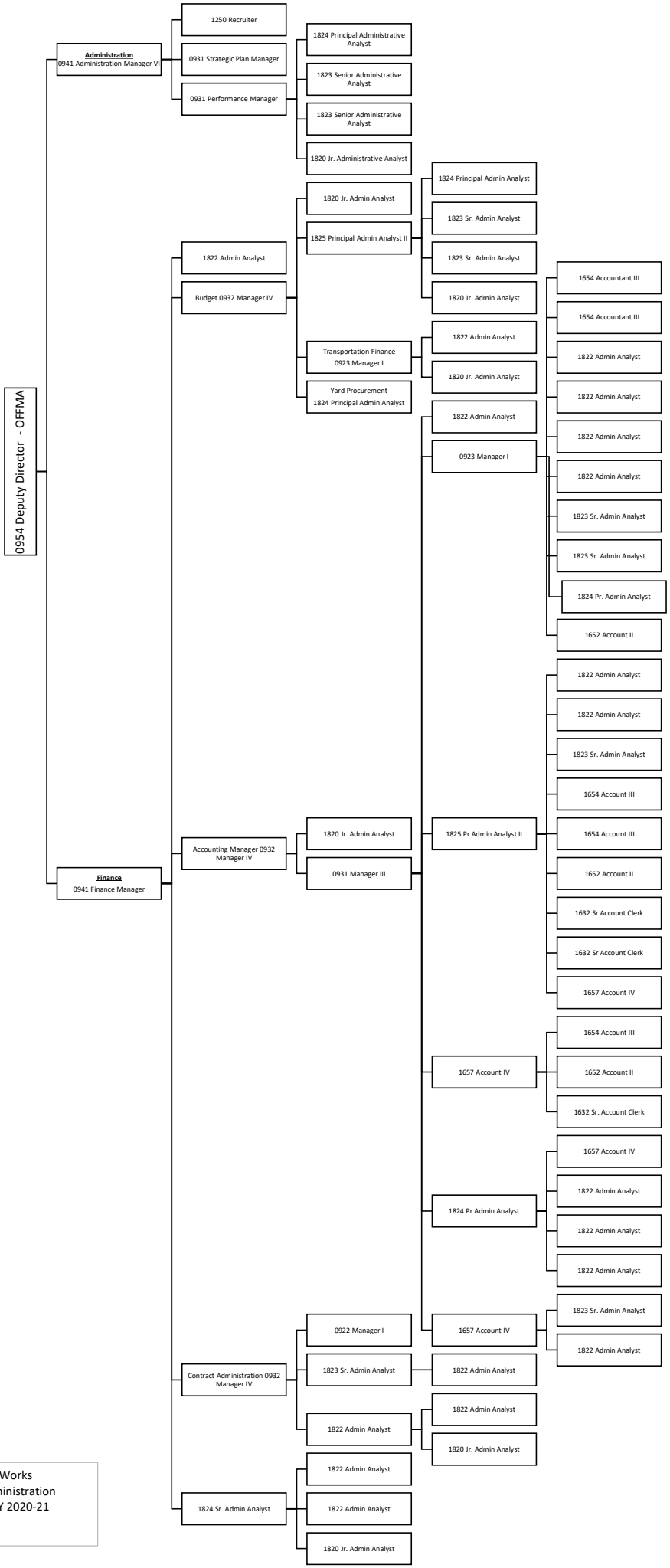

San Francisco Public Works
GEN - Finance & Administration
Department Phase FY 2020-21

San Francisco Public Works
Office of Financial Management & Administration
Information Technology

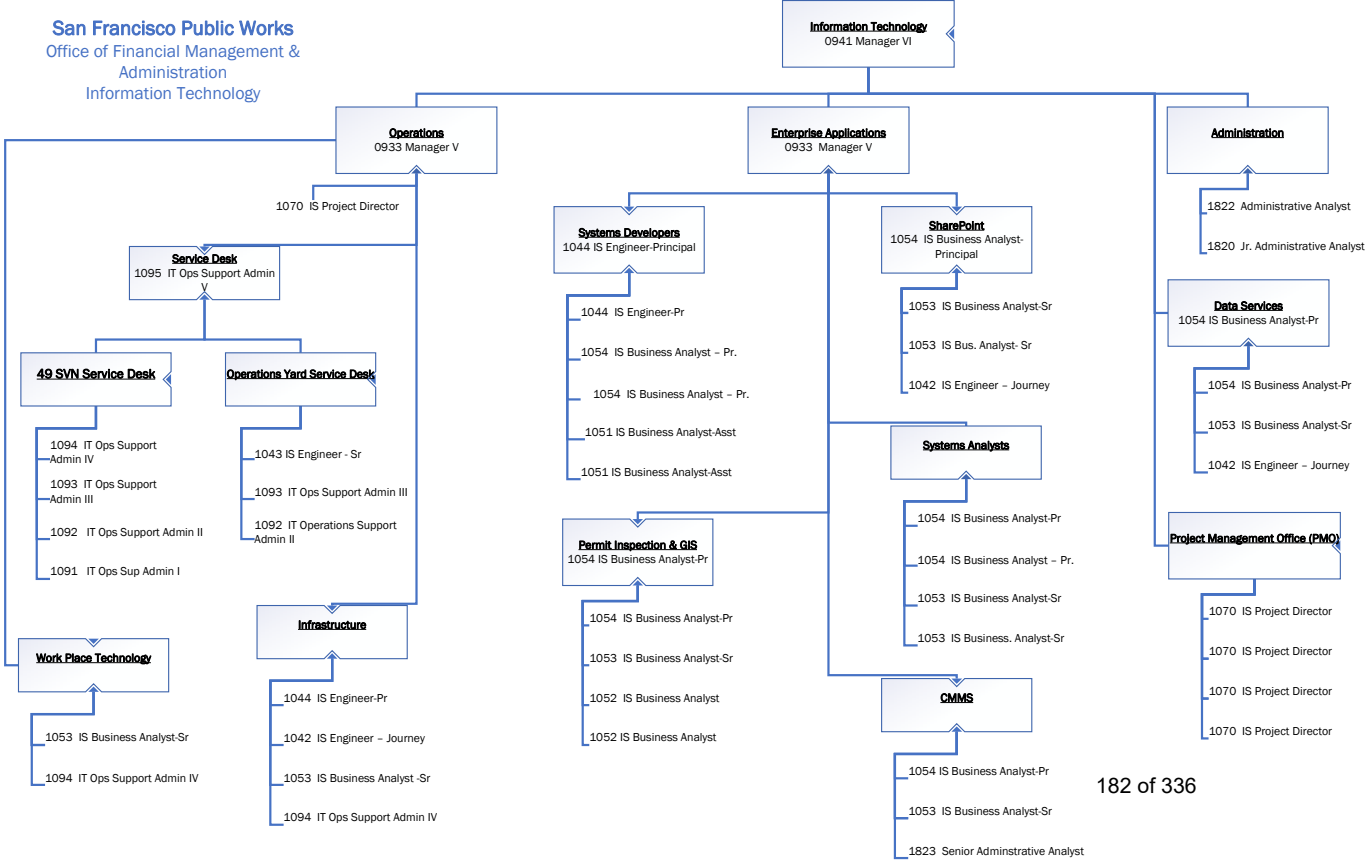

Public Works - FY 2021-22 & FY 2022-23 Budget Initiatives

Initiative Proposals

Initiative amounts and FTE requests not included in proposed budget totals.

Fund	Priority	Title	Description	Labor Cost	Non-Labor Cost	FY 2021-22 Total Cost	FY 2022-23 Total Cost	Comments
General Fund	**1**	SES - **Commercial Corridor Steam Cleaning**	Expansion of current steam cleaning operations from as-needed/hazard-based servicing to steam cleaning Public Works' Community Corridors Program's blocks on a regular basis. 5 neighborhoods - Civic Center/Tenderloin, Chinatown, Castro, Mission, and Bayview - identified as the highest-service corridors and would be serviced weekly (4 times a month); blocks within all other neighborhoods would be serviced once a month.	$ 3,900,925	$ 312,500	$ 4,213,425	$ 5,465,607	New Positions at 0.77 FTE in BY: 7514 Laborers (16.0 FTE) 7215 Laborer Sup I. (2.0 FTE) 7281 Laborer Sup II. (1.0 FTE) Headcount total of 19 Non-Labor: Steamer Trucks, M&S, Central Shops
General Fund	**2**	SES - **Apprenticeship Program**	In partnership with Human Services Agency, JOBSNOW, and local unions, the Public Works apprenticeship program provide training opportunities to participants in Cement Masonry, Gardening, and General Labor/Environmental Service Work, so they may attain the skills and experience needed to transition into part of the workforce. These positions are crucial to the management, coordination, and administration of the department's apprenticeship and workforce development program.	$ 1,115,077	$ -	$ 1,115,077	$ 1,131,803	New Positions for existing staff: 0922 Manager 1 (1.0 FTE) 7281 Laborer Sup II. (1.0 FTE) 1820 Jr. Admin Analyst (1.0 FTE) Headcount total of 3
General Fund	**3**	BSM - **Shared Spaces**	Shared Spaces is a program that allows businesses to activate segments of the PROW (sidewalk, parking lane or any combo therein) as a means to support businesses while abiding by local Public Health Orders as they relate to distancing and indoor dining.	$ 1,680,197	$ -	$ 1,680,197	$ 1,739,004	**Labor Breakdown:** - BSM: $1,375,516; BY+1: $1,423,659 - IDC: $304,681; BY+1: $315,345
General Fund	**4**	Operations Bureaus - **CARB Non-compliant Equipment**	Some equipment in the City's currently operating fleet remains CARB non-compliant. In addition, 38 more heavy-duty trucks with engines older than 2010 will become non-compliant with clean diesel vehicle rules in January 2023. Continued operation of this equipment could carry at least an aggregate fine of $36.4 million per year, with a potential annual increase of $98.8 million in 2023. Many of these same sweepers, vans, and heavy duty trucks are aging and beyond their useful life.	$ -	$ 7,040,437	$ 7,040,437	$ 7,960,723	9 sweepers and 5 passenger vans currently non-compliant (3 sweepers approved in prior year budget process) 38 additional heavy duty trucks will be non-compliant beginning in January 2023.
General Fund	**5**	BUF - **Nighttime Median Maintenance Crew**	Non-maintained medians presents higher risk of vehicular accidents due to blocked sightlines, and defeat the purpose of the Vision Zero project. As the median maintenance crew would perform landscape maintenance on medians in high traffic/speed areas and near tunnels, nighttime shifts would provide for fewer traffic disruptions, reduced staff and public safety risk, increased productivity, and higher quality of work. BUF first submitted this initiative in FY2017-18.	$ 1,268,777	$ 14,700	$ 1,283,477	$ 1,702,232	New Positions at 0.77 FTE in BY: 3417 Gardeners (3.85FTE) 3422 Park Section Sup. (0.77) Headcount total of 6
			Initiatives Total	**$ 7,964,976**	**$ 7,367,637**	**$ 15,332,613**	**$ 17,999,369**	

San Francisco Public Works
2021-22 (BY) Budget Initiative
Street Environmental Services
Commercial Corridor Steam Cleaning

Prepared By:	Victoria Chan		**Phone Number:**	415-205-6316	**Prepared Date:** 2/17/2021
SECTION I		**Budget Initiative Summary Information**			
Budget Year	**2021-22 (BY)**				
Bureau/Division	Street Environmental Services				
Initiative Request	$ 4,213,425	**One-time or On-going Expenditure**	On-going		
Funding Source	General Fund	**Program**	Steam Cleaning		
Initiative Title	Commercial Corridor Steam Cleaning				
Initiative Description	Proposed expansion of current steam cleaning operations from as-needed/hazard based servicing to steam cleaning Public Works' Community Corridor Program's street segments regularly.				
Initiative Purpose	The initiative is to expand the bureau's team cleaning operations, which is currently performed mostly on an as-needed basis, as informed by service requests, and on a regular basis for several known problem areas. For this proposal, the service area would be the 899 blocks that are part of Public Works' existing Community Corridor Program. These blocks, identified as high foot traffic commercial corridors with input from OEWD and the Board of Supervisors, make up 44% of the 2042 total citywide blocks classified as commercial per the Better Streets Plan. Blocks within the following 5 neighborhoods have been identified as high-service corridors that would be serviced weekly (4 times a month) - Civic Center/Tenderloin, Chinatown, Castro, Mission, Bayview. Blocks within all other neighborhoods would be serviced once a month.				
Customer Service Benefits	Safe and clean streets in neighborhoods for residents as well as visitors.				
City Benefits	Ensures streets, sidewalks, and other open spaces in the public right-of-way remain safe and clean for residents and visitors.				
PW Strategic Plan Goal	3B: Advance the maintenance, safety, and activation of public spaces.				

SECTION II — **Budget Detail**

A. LABOR

Class	Position/Description	Head Count	% of FY	FTE Count	Annual Salary	Annual MFB	FY 2021-22 Labor Cost	FY 2022-23 Labor Cost	Comments
7514	General Laborer	16.00	77%	12.32	$ 966,130	$ 436,408	$ 1,402,538	$ 1,848,799	
7215	General Laborer Supervisor 1	2.00	77%	1.54	$ 136,356	$ 61,593	$ 197,949	$ 260,932	8:1 ratio of laborer:working supervisor
7281	Street Environ Svcs Oprs Supv	1.00	77%	0.77	$ 91,838	$ 41,484	$ 133,322	$ 175,743	oversight/coordination
	Steamer Premium			-	$ 24,811	-	$ 24,811	$ 32,222	equipment premium
Labor Sub-Total		**19.00**		**14.63**			**$ 1,758,619**	**$ 2,317,697**	
520190	Dept Overhead						1,370,033	1,805,576	
520290	Division Overhead						772,273	1,017,783	
Total Labor Cost		**19.00**		**14.63**			**$ 3,900,925**	**$ 5,141,057**	

B. NON-LABOR

Account	Description	FY 2021-22 Non-Labor Cost	FY 2022-23 Non-Labor Cost	Comments
540000	Materials and Supplies: Cleaning Supplies, Tools, PPE per FTE	$ 95,000	$ 98,800	Estimated $5K/FTE
560000	Truck with Steamer (15)	$ 172,500	$ 179,400	15 units annualized over 10 years
581000	Equipment Fuel & Maintenance Costs	$ 45,000	$ 46,350	Estimated $3K/unit
Total Non-Labor Cost		**$ 312,500**	**$ 324,550**	
Grand Total		**$ 4,213,425**	**$ 5,465,607**	

San Francisco Public Works
2021-22 (BY) Budget Initiative
Street Environmental Services
Apprenticeship Program

Prepared By:	Victoria Chan		**Phone Number:**	415-205-6316	**Prepared Date:** 2/19/2021

SECTION I — **Budget Initiative Summary Information**

Budget Year	**2021-22 (BY)**		
Bureau/Division	Street Environmental Services		
Initiative Request	$ 1,115,077	**One-time or On-going Expenditure**	On-going
Funding Source	General Fund	**Program**	Manual Cleaning
Initiative Title	Apprenticeship Program		
Initiative Description	Management and Administration of Public Works Apprenticeship Program		
Initiative Purpose	In partnership with Human Services Agency, JOBSNOW, and local unions, the Public Works apprenticeship program provide training opportunities to participants in Cement Masonry, Gardening, and General Labor/Environmental Service Work, so they may attain the skills and experience needed to transition into part of the workforce. These positions are crucial to the management, coordination, and administration of the department's apprenticeship and workforce development program.		
Customer Service Benefits	Provide and maintain a strong apprenticeship program to train and develop high-quality candidates for entry into the City's workforce.		
City Benefits	Build a diverse, resilient, skilled, and experienced workforce to maintain City infrastructure.		
PW Strategic Plan Goal	1A - Reduce time to hire, strengthen recruitment processes and improve onboarding for employees.		

SECTION II — **Budget Detail**

A. LABOR

Class	Position/Description	Head Count	% of FY	FTE Count	Annual Salary	Annual MFB	FY 2021-22 Labor Cost	FY 2022-23 Labor Cost	Comments
922	Manager I	1.00	100%	1.00	$ 145,309	$ 65,637	$ 210,947	$ 214,111	
7281	Street Environ Svcs Oprs Supv	1.00	100%	1.00	$ 119,271	$ 53,875	$ 173,146	$ 175,743	
1820	Junior Administrative Analyst	1.00	100%	1.00	$ 81,702	$ 36,905	$ 118,607	$ 120,387	
Labor Sub-Total		**3.00**		**3.00**			**$ 502,700**	**$ 510,241**	
520190	Dept Overhead						391,623	397,497	
520290	Division Overhead						220,754	224,065	
Total Labor Cost		**3.00**		**3.00**			**$ 1,115,077**	**$ 1,131,803**	

B. NON-LABOR

Account	Description	FY 2021-22 Non-Labor Cost	FY 2022-23 Non-Labor Cost	Comments
Total Non-Labor Cost		$ -	$ -	

Grand Total	**$ 1,115,077**	**$ 1,131,803**

SHARED SPACES PROGRAM COST PROJECTIONS

BSM - SHARED SPACES PROGRAM

		FY 2021-22 Projections				FY 2022-23 Projections			
Job Code	Job Title	Projected Hours	Base Rate (Step 5)	Burden Rate	Cost Projection	Projected Hours	Base Rate+3.5% (Step 5)	Burden Rate	Cost Projection
2917	Program Support Analyst	1,852.22	$ 61.89	$ 193.09	$ 357,649.52	1,852.22	$ 64.05	$ 199.85	$ 370,167.25

BSM - PERMITS

Job Code	Job Title	Projected Hours	Base Rate (Step 5)	Burden Rate	Cost Projection	Projected Hours	Base Rate+3.5% (Step 5)	Burden Rate	Cost Projection
1822	Administrative Analyst	316.17	$ 51.68	$ 161.23	$ 50,975.51	316.17	$ 53.48	$ 166.87	$ 52,759.66
1820	Junior Administrative Analyst	935.06	$ 39.30	$ 122.62	$ 114,655.63	935.06	$ 40.68	$ 126.91	$ 118,668.57
0931	Manager III	1,218.19	$ 64.59	$ 201.53	$ 245,496.79	1,218.19	$ 66.85	$ 208.58	$ 254,089.18
		2,469.43			**$ 411,127.93**	**2,469.43**			**$ 425,517.41**

BSM - INSPECTIONS

Job Code	Job Title	Projected Hours	Base Rate (Step 5)	Burden Rate	Cost Projection	Projected Hours	Base Rate+3.5% (Step 5)	Burden Rate	Cost Projection
6230	Street Inspector	157.98	$ 47.21	$ 147.31	$ 23,271.34	157.98	$ 48.87	$ 152.46	$ 24,085.84
6230	Street Inspector	1,114.33	$ 47.21	$ 147.31	$ 164,146.08	1,114.33	$ 48.87	$ 152.46	$ 169,891.19
6230	Street Inspector	324.89	$ 47.21	$ 147.31	$ 47,858.62	324.89	$ 48.87	$ 152.46	$ 49,533.68
6230	Street Inspector	334.77	$ 47.21	$ 147.31	$ 49,313.08	334.77	$ 48.87	$ 152.46	$ 51,039.04
6231	Senior Street Inspector	1,314.86	$ 54.62	$ 170.42	$ 224,074.66	1,314.86	$ 56.53	$ 176.38	$ 231,917.27
6232	Street Inspection Supervisor	319.72	$ 63.23	$ 197.27	$ 63,071.26	319.72	$ 65.44	$ 204.17	$ 65,278.75
1822	Administrative Analyst	217.11	$ 51.68	$ 161.23	$ 35,003.54	217.11	$ 53.48	$ 166.87	$ 36,228.66
		3,783.65			**$ 606,738.58**	**3,783.65**			**$ 627,974.44**

IDC - ENGINEERING

Job Code	Job Title	Projected Hours	Base Rate (Step 5)	Burden Rate	Cost Projection	Projected Hours	Base Rate+3.5% (Step 5)	Burden Rate	Cost Projection
5207	Assoc Engineer	638	$ 63.90	$ 189.79	$ 121,086.76	638	$ 66.14	$ 196.43	$ 125,324.79
6335	Disability Access Coordinator	273	$ 91.18	$ 270.80	$ 73,928.80	273	$ 94.37	$ 280.28	$ 76,516.31
5241	Engineer	117	$ 81.58	$ 242.29	$ 28,347.92	117	$ 84.43	$ 250.77	$ 29,340.10
5602	Utility Specialist	365	$ 75.01	$ 222.79	$ 81,317.67	365	$ 77.64	$ 230.59	$ 84,163.79
		1,393.00			**$ 304,681.14**	**1,393.00**			**$ 315,344.99**

FY 2021-22 Projections	Cost Projection:
BSM SHARED SPACES:	$ 357,649.52
BSM PERMITS/INSPECT TOTALS:	$ 1,017,866.51
IDC TOTALS:	$ 304,681.14
GRAND TOTAL:	$ 1,680,197.17

FY 2022-23 Projections	Cost Projection:
BSM SHARED SPACES:	$ 370,167.25
BSM PERMITS/INSPECT TOTALS:	$ 1,053,491.84
IDC TOTALS:	$ 315,344.99
GRAND TOTAL:	$ 1,739,004.08

San Francisco Public Works
2021-22 (BY) Budget Initiative
Street Environmental Services
Replace CARB Non-Compliant Equipment

Prepared By:	Victoria Chan		**Phone Number:**	415-205-6316	**Prepared Date:**

SECTION I	**Budget Initiative Summary Information**			
Budget Year	**2021-22 (BY)**			
Bureau/Division	Street Environmental Services			
Initiative Request	$ 7,040,437	**One-time or On-going Expenditure**	One-time	
Funding Source	General Fund	**Program**	Mechanical Cleaning	
Initiative Title	Replace CARB Non-Compliant Equipment			
Initiative Description	To replace Tymco Sweepers and Passenger Vans that are notified by the California Air Resources Board (CARB) as non-compliant			
Initiative Purpose	The initiative is to replace the bureau's remaining 9 Tymco sweepers and 5 1-Ton Passenger Vans which Bay Area Air Quality Management District (BAAQMD) has already notifed Public Works as being equipment CARB non-compliant. Currently, of the City's 50 operating sweepers, 20 sweepers remain non-compliant, of which 11 replacements are currently being procured. Public Works began replacing non-compliant equipment over the last four fiscal years to show good faith efforts, but any remaining non-compliant equipment is still a liability and can lead to substantial fines. Immediate action is required to prevent violation from continuing. In addition, among all the operations bureaus, 38 more heavy-duty trucks with engines older than 2010 will become non-compliant with clean diesel vehicle rules in January 2023. Under CA state law (Health and Safety Code §42403. Title 13, CCR, Sections 2022 and 2022.1) each additional day of noncompliance is considered an additional violation. If not corrected, Public Agencies and Utilities Fleets (which include idling commercial vehicles, trucks and buses in-use diesel, stationary diesel engines) carry a penalty fine of $10,000 per vehicle, per day, and can be retroactive back to when City was first . If 14 non-compliant sweepers and vans continue operating 5 days a week for 1 year alone, they can lead to a $36.4 million fine, with a potential annual increase of $98.8 million in 2023 due to 38 additional non-compliant heavy duty trucks. In addition to being non-compliant, these vehicles are aging and past their useful life. Replacing these vehicles will not only be more cost effective for the City, but it will also reduce pollution.			
Customer Service Benefits	Safe and clean streets in neighborhoods for residents as well as visitors.			
City Benefits	Cleaner air quality, and compliance with State law to eliminate liability for heavy fines.			
PW Strategic Plan Goal	3B: Advanace the maintenance, safety, and activation of public spaces.			

SECTION II — **Budget Detail**

A. Labor

Class	Position/Description	Head Count	% of FY	FTE Count	Annual Salary	Annual MFB	FY 2021-22 Labor Cost	FY 2022-23 Labor Cost	Comments
	-			-	-	-	$ -	-	
	-			-	-	-	$ -	-	
Labor Sub-Total		-		-			**$ -**	**$ -**	
520190	Dept Overhead						-	-	
520290	Division Overhead						-	-	
Total Labor Cost		-		-			**$ -**	**$ -**	

B. Non-Labor

Account	Description	FY 2021-22 Non-Labor Cost	FY 2022-23 Non-Labor Cost	Comments
560000	Street Sweepers (9)	$ 1,086,886	$ 2,260,723	
560000	1-Ton Passenger Vans (5)	$ 253,551		
560000	Heavy Duty Trucks that will be non-compliant in January 2023 (38)	$ 5,700,000	$ 5,700,000	
Total Non-Labor Cost		**$ 7,040,437**	**$ 7,960,723**	

Grand Total — $ 7,040,437 — $ 7,960,723

San Francisco Public Works
2021-22 (BY) Budget Initiative
Urban Forestry
Nighttime Safety and Vision Zero Median Maintenance Crew

Prepared By:	Victoria Chan		**Phone Number:**	415-205-6316	**Prepared Date:** 12/7/2020
SECTION I		**Budget Initiative Summary Information**			
Budget Year	**2021-22 (BY)**				
Bureau/Division	Urban Forestry				
Initiative Request	$ 1,283,477	**One-time or On-going Expenditure**	On-going		
Funding Source	General Fund	**Program**	Landscape		
Initiative Title	Nighttime Safety and Vision Zero Median Maintenance Crew				
Initiative Description	Salary for Night Crew				
Initiative Purpose	The City continues to construct more and more additional medians due to vision zero and streetscape improvement projects. However, BUF has had no incremental increase in gardening staff to care for these new medians. Failure to consistently maintain these medians results in higher risk of vehicular accidents due to blocked sightlines, and defeats the purpose of the Vision Zero project. The nighttime median maintenance crew will perform landscape maintenance on medians in high traffic or high speed areas and near tunnels on a night shift. High volume or higher speed traffic increases the safety risks to staff and the public. As a result, these medians require the strictest traffic control measures, which decreases the speed of work and creates severe traffic congestion. By performing this work on the night shift, vehicle congestion and safety hazards decrease significantly, which in turn means increased productivity and quality of work. Currently we must shift schedules of employees to work on these sites at night, which is shown to be more difficult for employees to adjust to, resulting in over-tired workers at greater risk for injury or accident. Additionally, we have higher absenteeism on mandatory shift changes, resulting in lower productivity. In the past few years, BUF has inherited 111,248 square feet of new medians, with no additional resources. However, while medians like those on 19th Ave may not be very large in terms of overall square footage, they are enormous in terms of the areas that must be coned off to do our maintenance safely. Medians like Octavia, 19th Ave, and upcoming Masonic Streetscape and Potrero Streetscapes are good examples of very high speed areas that are difficult to maintain during regular working hours and much less efficient because of restricted work hours, which only allows us to close lanes between 9am and 2pm. The ability to close the median at night and work a full shift will improve productivity and safety. Currently to addresses these medians we have to do mandatory shift changes, and pay overtime, which then also results in higher absenteeism, as employees are not used to the shift changes. New medians with no additional funding include 19th Ave., Sunset Blvd. center medians, Balboa, Great Highway, Point Lobos, Cesar Chavez, Geneva Ave., Taraval, Polk St. contraflow bike lines, Fell & Oak bio retention, Irving Streetscape, Randolph Streetscape, California Laurel Village improvement, Arguello safety improvement, Inner Sunset, and Transbay and Folsom. Additionally, while not currently PW's responsibility, medians that have already been constructed and that will likely soon require maintenance include Potrero Streetscape, California Laurel Village, Polk Complete street, Masonic Avenue, and Broadway Phase IV.				
Customer Service Benefits	Maximized benefits of medians, including increased traffic calming - one of the vision zero goals, improved pedestrian and traffic safety from consistently clear sightlines, and improved livability and quality of life due to beautiful and well maintained medians. Significantly reduces roadway congestion because work will be done at night, and reduces calls for service.				
City Benefits	Reduces roadway congestion, keeps median sight lights safe, contributes to Vision Zero goals, reduces safety concerns for staff, improves efficiency and reduces calls for service.				
PW Strategic Plan Goal	3C - Maintain clean and safe public spaces; 2A - Embrace continuous improvement and best practices; 1A- Attract, engage and empower a diverse, creative and motivated workforce				

SECTION II — **Budget Detail**

A. Labor

Class	Position/Description	Head Count	% of FY	FTE Count	Annual Salary	Annual MFB	FY 2021-22 Labor Cost	FY 2022-23 Labor Cost	Comments
3417	Gardener	5.00	77%	3.85	$ 332,819	$ 141,174	$ 473,993	$ 636,886	Regular Salary
3422	Park Section Supervisor	1.00	77%	0.77	$ 66,564	$ 34,308	$ 100,872	$ 127,377	Regular Salary
3417	Gardener			-	$ 28,290	$ 12,000	$ 40,289	$ 54,135	Premium Pay
3422	Park Section Supervisor			-	$ 5,658	$ 2,916	$ 8,574	$ 10,827	Premium Pay
	-			-	-	-	$ -	-	
	-			-	-	-	$ -	-	
Labor Sub-Total		**6.00**		**4.62**			**$ 623,728**	**$ 829,226**	
520190	Dept Overhead						405,412	538,982	
520290	Division Overhead						239,637	318,590	
Total Labor Cost		**6.00**		**4.62**			**$ 1,268,777**	**$ 1,686,797**	

B. Non-Labor

Account	Description	FY 2021-22 Non-Labor Cost	FY 2022-23 Non-Labor Cost	Comments
540000	Cones, high-rises, and high-reflective night-time safety gear for crew	$ 14,700	$ 15,435	Materials and Supplies for crew
Total Non-Labor Cost		**$ 14,700**	**$ 15,435**	
Grand Total		**$ 1,283,477**	**$ 1,702,232**	

San Francisco Public Works
Bureau Budget Summary FY 2020-21 through FY 2022-23

Fiscal Year 2020-21 Adopted Budget											
Bureau	Bureau Name	General Fund	IDS Fund	Gas Tax	Road Fund	Tree Maintenance	Solid Waste	Continuing Funds	Total	PTO Fund	Overhead
BDC	Building, Design & Construction	-	37,789,892	-	-	-	-	404,542	**38,194,434**	5,380,552	22,811,943
IDC	Infrastructure Design & Construction	-	26,212,617	-	-	-	-	51,575,525	**77,788,142**	7,568,358	23,058,750
BSM	Street Use & Mapping	4,337,953	18,872,060	-	-	-	-	4,273,883	**27,483,896**	2,440,641	5,972,945
BBR	Building Repair	3,371,902	22,794,997	-	-	-	-	886,149	**27,053,048**	3,088,861	6,306,150
BUF	Urban Forestry	-	12,918,258	8,816,953	-	17,970,000	-	2,202,969	**41,908,180**	2,940,299	6,463,172
SES	Street Environmental Services	65,596,341	7,286,318	8,082,066	-	-	10,953,901	17,991,985	**109,910,611**	7,324,202	16,152,376
SSR	Street & Sewer Repair	-	16,833,733	-	3,917,149	-	-	5,661,320	**26,412,202**	1,794,121	4,709,415
GEN	General Administration	-	407,476	-	-	-	-	2,755,017	**3,162,493**	4,149,513	62,697,258
	Total	**73,306,196**	**143,115,351**	**16,899,019**	**3,917,149**	**17,970,000**	**10,953,901**	**85,751,390**	**351,913,006**	**34,686,547**	**148,172,009**

Fiscal Year 2021-22 Proposed Budget											
Bureau	Bureau Name	General Fund	IDS Fund	Gas Tax	Road Fund	Tree Maintenance	Solid Waste	Continuing Funds	Total	PTO Fund	Overhead
BDC	Building, Design & Construction	-	30,159,293	-	-	-	-	178,549	**30,337,843**	5,521,346	17,608,032
IDC	Infrastructure Design & Construction	-	35,696,951	-	-	-	-	63,393,103	**99,090,054**	8,801,636	25,315,101
BSM	Street Use & Mapping	4,983,069	19,823,792	-	-	-	-	3,977,505	**28,784,366**	3,032,824	7,287,124
BBR	Building Repair	3,576,243	21,465,607	-	-	-	-	1,254,810	**26,296,660**	3,145,265	5,816,540
BUF	Urban Forestry	-	11,784,274	9,823,321	-	19,269,568	-	1,641,757	**42,518,919**	3,874,204	7,145,086
SES	Street Environmental Services	65,178,748	6,572,736	8,937,910	-	-	9,508,301	1,730,640	**91,928,335**	11,729,597	20,038,355
SSR	Street & Sewer Repair	-	17,630,269	-	3,063,808	-	-	4,790,115	**25,484,192**	3,020,893	6,213,143
GEN	General Administration	-	474,900	-	-	-	-	906,130	**1,381,030**	5,059,528	64,334,420
	Total	**73,738,060**	**143,607,822**	**18,761,230**	**3,063,808**	**19,269,568**	**9,508,301**	**77,872,610**	**345,821,399**	**44,185,294**	**153,757,801**

Percent Change from FY 2020-21 to FY 2021-22											
Bureau	Bureau Name	General Fund	IDS Fund	Gas Tax	Road Fund	Tree Maintenance	Solid Waste	Continuing Funds	Total	PTO Fund	Overhead
BDC	Building, Design & Construction	0.0%	-20.2%	0.0%	0.0%	0.0%	0.0%	-55.9%	**-20.6%**	2.6%	-22.8%
IDC	Infrastructure Design & Construction	0.0%	36.2%	0.0%	0.0%	0.0%	0.0%	22.9%	**27.4%**	16.3%	9.8%
BSM	Street Use & Mapping	14.9%	5.0%	0.0%	0.0%	0.0%	0.0%	-6.9%	**4.7%**	24.3%	22.0%
BBR	Building Repair	6.1%	-5.8%	0.0%	0.0%	0.0%	0.0%	41.6%	**-2.8%**	1.8%	-7.8%
BUF	Urban Forestry	0.0%	-8.8%	11.4%	0.0%	7.2%	0.0%	-25.5%	**1.5%**	31.8%	10.6%
SES	Street Environmental Services	-0.6%	-9.8%	10.6%	0.0%	0.0%	-13.2%	-90.4%	**-16.4%**	60.1%	24.1%
SSR	Street & Sewer Repair	0.0%	4.7%	0.0%	-21.8%	0.0%	0.0%	-15.4%	**-3.5%**	68.4%	31.9%
GEN	General Administration	0.0%	16.5%	0.0%	0.0%	0.0%	0.0%	-67.1%	**-56.3%**	21.9%	2.6%
	Total	**0.6%**	**0.3%**	**11.0%**	**-21.8%**	**7.2%**	**-13.2%**	**-9.2%**	**-1.7%**	**27.4%**	**3.8%**

Fiscal Year 2022-23 Proposed Budget											
Bureau	Bureau Name	General Fund	IDS Fund	Gas Tax	Road Fund	Tree Maintenance	Solid Waste	Continuing Funds	Total	PTO Fund	Overhead
BDC	Building, Design & Construction	-	29,996,565	-	-	-	-	520,494	**30,517,059**	5,639,579	17,864,048
IDC	Infrastructure Design & Construction	-	38,632,619	-	-	-	-	7,764,608	**46,397,227**	8,907,334	25,346,391
BSM	Street Use & Mapping	4,912,121	19,631,832	-	-	-	-	287,408	**24,831,361**	2,778,273	6,423,300
BBR	Building Repair	3,855,748	23,384,777	-	-	-	-	71,012	**27,311,536**	3,213,906	6,647,219
BUF	Urban Forestry	-	12,506,424	9,031,986	-	21,779,566	-	1,153,262	**44,471,239**	3,807,023	7,116,956
SES	Street Environmental Services	67,385,603	7,568,145	9,164,281	-	-	9,508,301	1,730,639	**95,356,968**	12,056,656	21,381,119
SSR	Street & Sewer Repair	-	18,129,367	-	3,131,585	-	-	4,047,504	**25,308,457**	2,995,049	6,449,806
GEN	General Administration	-	496,440	-	-	-	-	335,316	**831,755**	5,230,557	66,425,885
	Total	**76,153,471**	**150,346,170**	**18,196,267**	**3,131,585**	**21,779,566**	**9,508,301**	**15,910,242**	**295,025,602**	**44,628,377**	**157,654,723**

Percent Change from FY 2021-22 to FY 2022-23											
Bureau	Bureau Name	General Fund	IDS Fund	Gas Tax	Road Fund	Tree Maintenance	Solid Waste	Continuing Funds	Total	PTO Fund	Overhead
BDC	Building, Design & Construction	0.0%	-0.5%	0.0%	0.0%	0.0%	0.0%	191.5%	**0.6%**	2.1%	1.5%
IDC	Infrastructure Design & Construction	0.0%	8.2%	0.0%	0.0%	0.0%	0.0%	-87.8%	**-53.2%**	1.2%	0.1%
BSM	Street Use & Mapping	-1.4%	-1.0%	0.0%	0.0%	0.0%	0.0%	-92.8%	**-13.7%**	-8.4%	-11.9%
BBR	Building Repair	7.8%	8.9%	0.0%	0.0%	0.0%	0.0%	-94.3%	**3.9%**	2.2%	14.3%
BUF	Urban Forestry	0.0%	6.1%	-8.1%	0.0%	13.0%	0.0%	-29.8%	**4.6%**	-1.7%	-0.4%
SES	Street Environmental Services	3.4%	15.1%	2.5%	0.0%	0.0%	0.0%	0.0%	**3.7%**	2.8%	6.7%
SSR	Street & Sewer Repair	0.0%	2.8%	0.0%	2.2%	0.0%	0.0%	-15.5%	**-0.7%**	-0.9%	3.8%
GEN	General Administration	0.0%	4.5%	0.0%	0.0%	0.0%	0.0%	-63.0%	**-39.8%**	3.4%	3.3%
	Total	**3.3%**	**4.7%**	**-3.0%**	**2.2%**	**13.0%**	**0.0%**	**-79.6%**	**-14.7%**	**1.0%**	**2.5%**

San Francisco Public Works
Bureau Budget Summary - FY20 through FY22

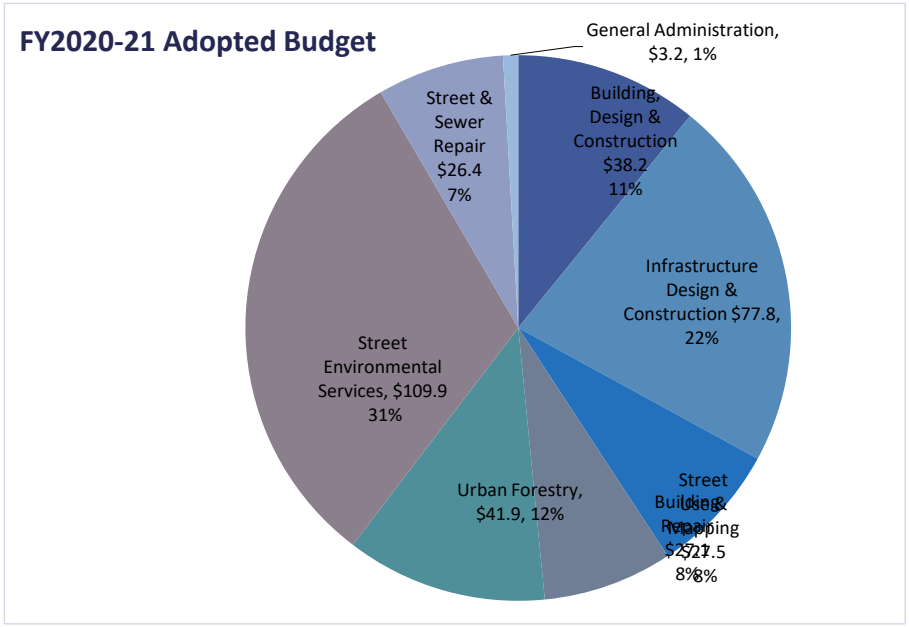

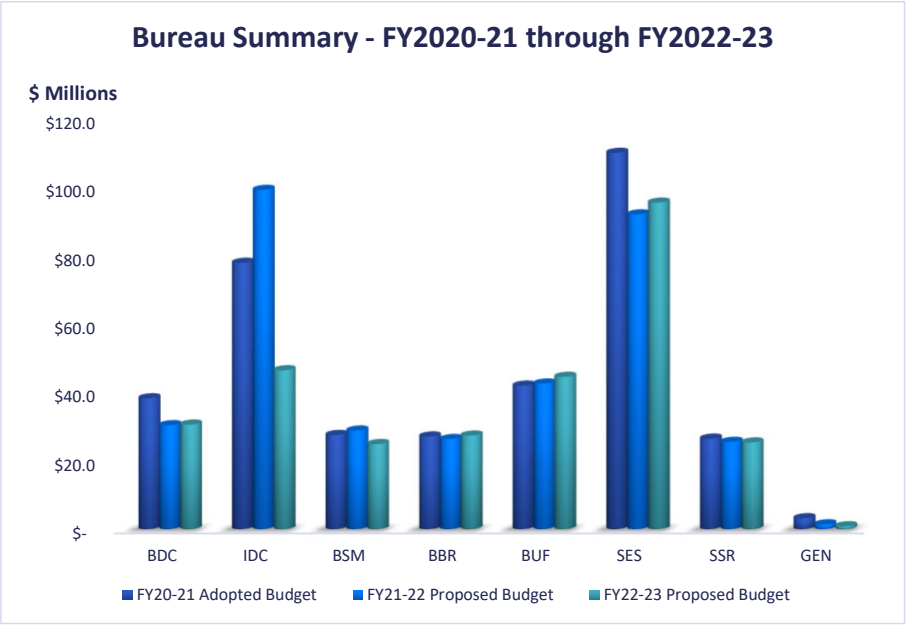

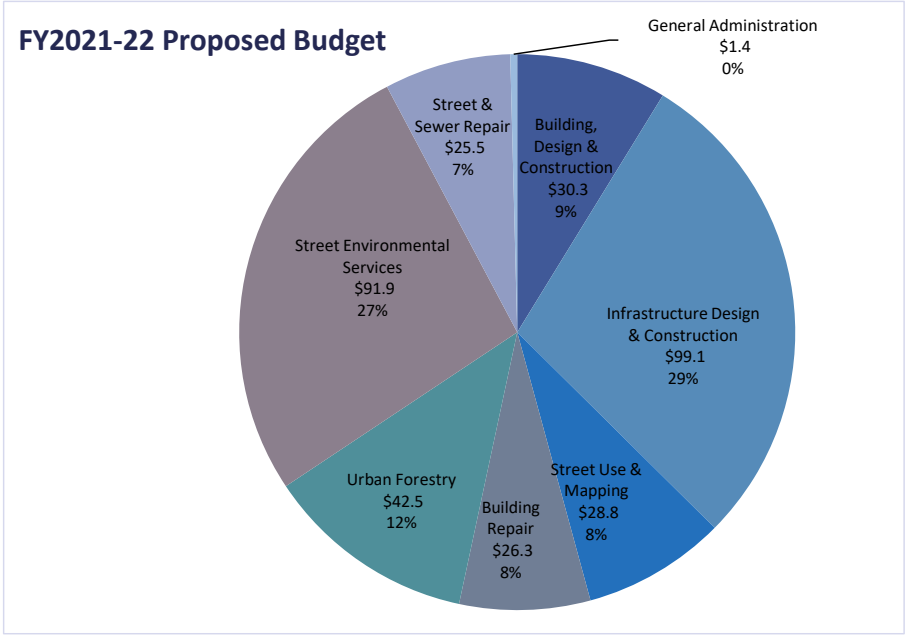

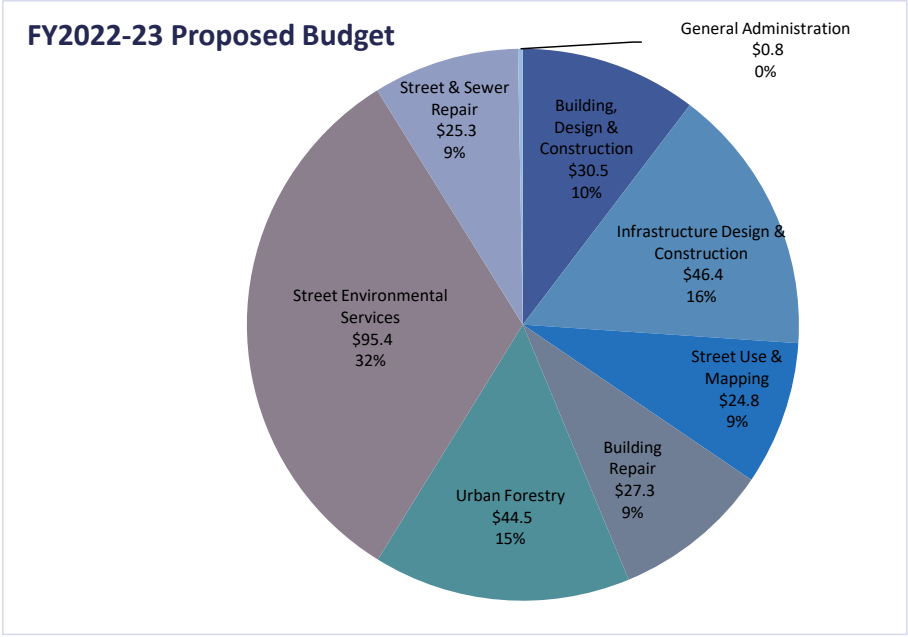

San Francisco Public Works
Full-Time Equivalent (FTE) Permanent Positions - Budget Summary FY 2020-21 through FY 2022-23

Fiscal Year 2020-21 Adopted Budget

Bureau	Bureau Name	General Fund	Gas Tax	Road Fund	Tree Fund	IDS Fund	Overhead	Total
BDC	Building, Design & Construction	-	-	-	-	235.00	38.00	**273.00**
IDC	Infrastructure Design & Construction	-	-	-	-	341.00	36.00	**377.00**
BSM	Street Use & Mapping	21.00	-	-	-	84.00	7.00	**112.00**
BBR	Building Repair	9.00	-	-	-	108.00	7.00	**124.00**
BUF	Urban Forestry	-	43.00	-	60.00	81.00	7.00	**191.00**
SES	Street Environmental Services	250.50	30.00	-	-	49.00	6.00	**335.50**
SSR	Street & Sewer Repair	-	-	11.00	-	82.00	5.00	**98.00**
GEN	General Administration	-	-	-	-	12.00	158.50	**170.50**
	Total	**280.50**	**73.00**	**11.00**	**60.00**	**992.00**	**264.50**	**1,681.00**

Fiscal Year 2021-22 Proposed Budget

Bureau	Bureau Name	General Fund	Gas Tax	Road Fund	Tree Fund	IDS Fund	Overhead	Total
BDC	Building, Design & Construction	-	-	-	-	236.00	37.00	**273.00**
IDC	Infrastructure Design & Construction	-	-	-	-	345.00	38.00	**383.00**
BSM	Street Use & Mapping	20.00	-	-	-	85.00	7.00	**112.00**
BBR	Building Repair	9.00	-	-	-	108.00	7.00	**124.00**
BUF	Urban Forestry	-	43.00	-	60.00	81.00	7.00	**191.00**
SES	Street Environmental Services	250.50	30.00	-	-	49.00	6.00	**335.50**
SSR	Street & Sewer Repair	-	-	11.00	-	82.00	5.00	**98.00**
GEN	General Administration	-	-	-	-	6.00	158.50	**164.50**
	Total	**279.50**	**73.00**	**11.00**	**60.00**	**992.00**	**265.50**	**1,681.00**

Percent Change from FY 2020-21 to FY 2021-22

Bureau	Bureau Name	General Fund	Gas Tax	Road Fund	Tree Fund	IDS Fund	Overhead	Total
BDC	Building, Design & Construction	-	-	-	-	0.4%	-2.6%	0.0%
IDC	Infrastructure Design & Construction	-	-	-	-	1.2%	5.6%	1.6%
BSM	Street Use & Mapping	-4.8%	-	-	-	1.2%	0.0%	0.0%
BBR	Building Repair	0.0%	-	-	-	0.0%	0.0%	0.0%
BUF	Urban Forestry	-	0.0%	-	0.0%	0.0%	0.0%	0.0%
SES	Street Environmental Services	0.0%	0.0%	-	-	0.0%	0.0%	0.0%
SSR	Street & Sewer Repair	-	-	0.0%	-	0.0%	0.0%	0.0%
GEN	General Administration	-	-	-	-	-50.0%	0.0%	-3.5%
	Total	**-0.4%**	**0.0%**	**0.0%**	**0.0%**	**0.0%**	**0.4%**	**0.0%**

Fiscal Year 2022-23 Proposed Budget

Bureau	Bureau Name	General Fund	Gas Tax	Road Fund	Tree Fund	IDS Fund	Overhead	Total
BDC	Building, Design & Construction	-	-	-	-	236.00	37.00	**273.00**
IDC	Infrastructure Design & Construction	-	-	-	-	345.00	38.00	**383.00**
BSM	Street Use & Mapping	20.00	-	-	-	85.00	7.00	**112.00**
BBR	Building Repair	9.00	-	-	-	108.00	7.00	**124.00**
BUF	Urban Forestry	-	43.00	-	60.00	81.00	7.00	**191.00**
SES	Street Environmental Services	250.50	30.00	-	-	49.00	6.00	**335.50**
SSR	Street & Sewer Repair	-	-	11.00	-	82.00	5.00	**98.00**
GEN	General Administration	-	-	-	-	6.00	158.50	**164.50**
	Total	**279.50**	**73.00**	**11.00**	**60.00**	**992.00**	**265.50**	**1,681.00**

Percent Change from FY 2021-22 to FY 2022-23

Bureau	Bureau Name	General Fund	Gas Tax	Road Fund	Tree Fund	IDS Fund	Overhead	Total
BDC	Building, Design & Construction	-	-	-	-	0.0%	0.0%	0.0%
IDC	Infrastructure Design & Construction	-	-	-	-	0.0%	0.0%	0.0%
BSM	Street Use & Mapping	0.0%	-	-	-	0.0%	0.0%	0.0%
BBR	Building Repair	0.0%	-	-	-	0.0%	0.0%	0.0%
BUF	Urban Forestry	-	0.0%	-	0.0%	0.0%	0.0%	0.0%
SES	Street Environmental Services	0.0%	0.0%	-	-	0.0%	0.0%	0.0%
SSR	Street & Sewer Repair	-	-	0.0%	-	0.0%	0.0%	0.0%
GEN	General Administration	-	-	-	-	0.0%	0.0%	0.0%
	Total	**0.0%**	**0.0%**	**0.0%**	**0.0%**	**0.0%**	**0.0%**	**0.0%**

Notes:
FTEs do not include temporary salaries and attrition

San Francisco Public Works
Bureau FTE Budget Summary - Budget Summary FY 2020-21 through FY 2022-23

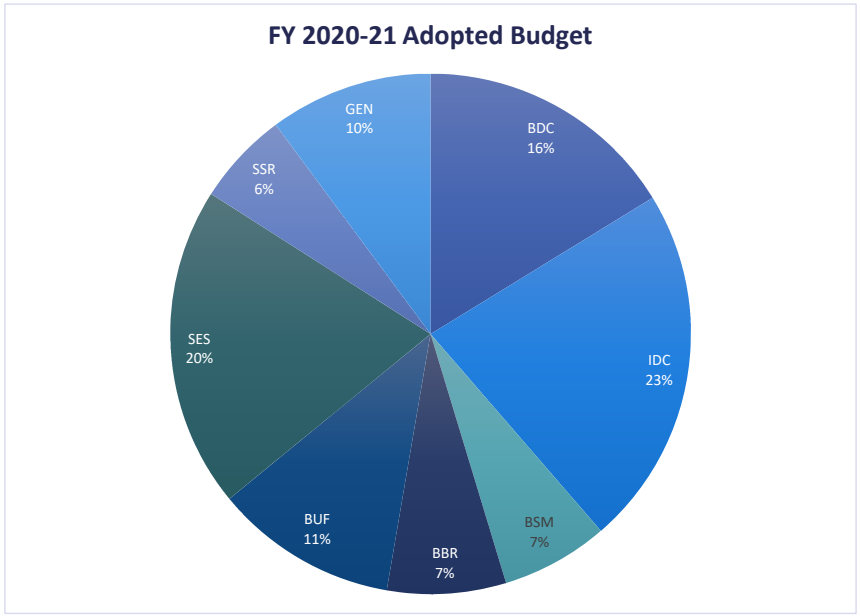

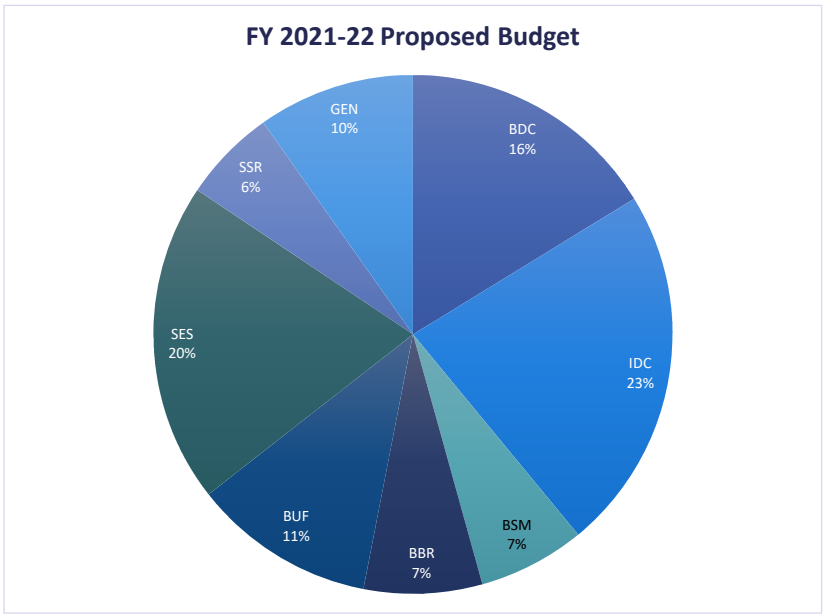

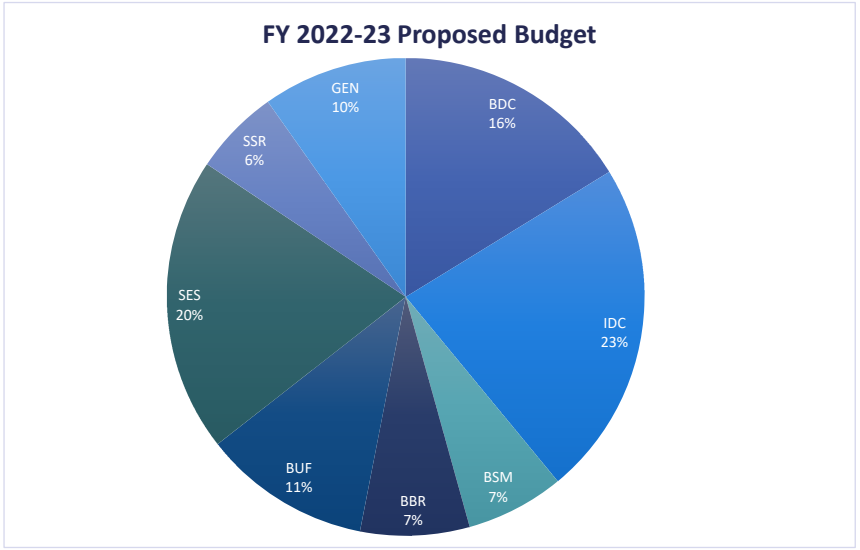

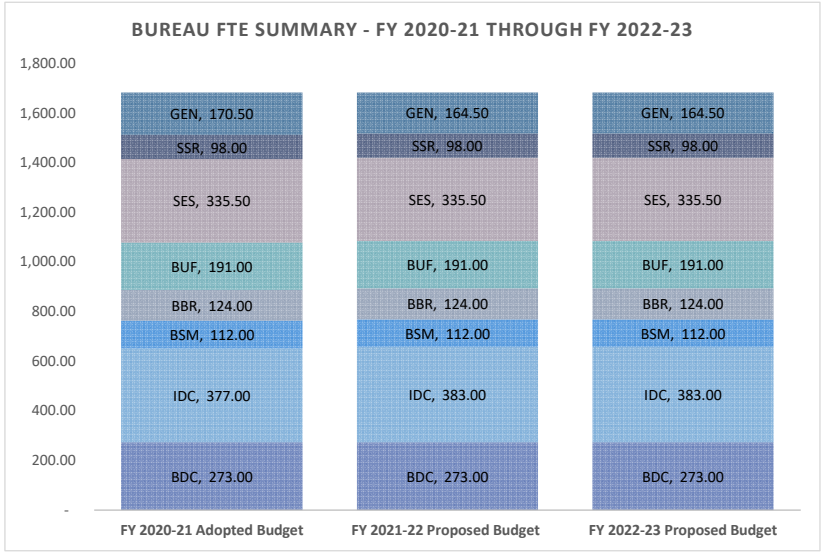

Building Design & Construction
All Funds Summary
Fiscal Year 2021-22

Account	Account Title	IDS Fund	Overhead Fund	Paid Time Off	Grand Total
501010	Perm Salaries-Misc-Regular	$ -	$ 3,388,711	$ 5,494,367	$ 8,883,078
505010	Temp Misc Regular Salaries	$ 386,534	$ 675,069	$ -	$ 1,061,603
511010	Overtime - Scheduled Misc	$ 182,900	$ 7,967	$ -	$ 190,867
		$ 569,434	**$ 4,071,747**	**$ 5,494,367**	**$ 10,135,548**
513010	Retire City Misc	$ -	$ 730,337	$ -	$ 730,337
514010	Social Security (OASDI & HI)	$ 35,305	$ 218,760	$ -	$ 254,065
514020	Social Sec-Medicare(HI Only)	$ 8,257	$ 59,042	$ -	$ 67,299
515010	Health Service-City Match	$ -	$ 125,769	$ -	$ 125,769
515710	Dependent Coverage	$ -	$ 312,906	$ -	$ 312,906
516010	Dental Coverage	$ -	$ 35,896	$ -	$ 35,896
517010	Unemployment Insurance	$ 570	$ 4,072	$ 5,495	$ 10,137
519110	Flexible Benefit Package	$ -	$ 34,912	$ -	$ 34,912
519120	Long Term Disability Insurance	$ -	$ 8,493	$ 21,484	$ 29,977
		$ 44,132	**$ 1,530,187**	**$ 26,979**	**$ 1,601,298**
520100	Overhead Recovery	$ -	$ (12,049,640)	$ (5,379,843)	$ (17,429,483)
520190	Department Overhead	$ 12,116,244	$ -	$ -	$ 12,116,244
520290	Division Overhead	$ 13,019,612	$ -	$ -	$ 13,019,612
520990	Other Overhead Charges	$ 4,409,871	$ -	$ -	$ 4,409,871
		$ 29,545,727	**$ (12,049,640)**	**$ (5,379,843)**	**$ 12,116,244**
521030	Air Travel - Employees	$ -	$ -	$ -	$ -
521050	Non-Air Travel - Employees	$ -	$ -	$ -	$ -
522000	Training - Budget	$ -	$ 110,000	$ -	$ 110,000
524010	Membership Fees	$ -	$ 16,236	$ -	$ 16,236
527000	Prof & Specialized Svcs-Bdgt	$ -	$ 80,000	$ -	$ 80,000
528010	Scavenger Services	$ -	$ 24,500	$ -	$ 24,500
535000	Other Current Expenses - Bdgt	$ -	$ 726,583	$ -	$ 726,583
535960	Software Licensing Fees	$ -	$ 326,000	$ -	$ 326,000
		$ -	**$ 1,283,319**	**$ -**	**$ 1,283,319**
540000	Materials & Supplies-Budget	$ -	$ 248,800	$ -	$ 248,800
549210	Data Processing Supplies	$ -	$ 214,500	$ -	$ 214,500
		$ -	**$ 463,300**	**$ -**	**$ 463,300**
560000	Equipment Purchase-Budget	$ -	$ 52,000	$ -	$ 52,000
567000	Bldgs,Struct&Imprv Proj-Budget	$ -	$ -	$ -	$ -
		$ -	**$ 52,000**	**$ -**	**$ 52,000**
581013	GF-PUC-Ueb	$ -	$ -	$ -	$ -
581051	GF-PUC-Light Heat & Power	$ -	$ -	$ -	$ -
581065	Adm-Real Estate Special Svcs	$ -	$ 3,227	$ -	$ 3,227
581067	Sr-DPW-Building Repair	$ -	$ 730,237	$ -	$ 730,237
581071	Sr-DPW-Engineering	$ -	$ 20,000	$ -	$ 20,000
581072	Sr-DPW-Geog. Information Sys	$ -	$ 20,000	$ -	$ 20,000
581083	ADM-Real Estate 49 SVN Rent	$ -	$ 2,239,730	$ -	$ 2,239,730
581140	DT Technology Projects	$ -	$ 15,000	$ -	$ 15,000
581170	GF-Risk Management Svcs (AAO)	$ -	$ 17,740	$ -	$ 17,740
581210	DT Technology Infrastructure	$ -	$ 334,315	$ -	$ 334,315
581270	GF-City Attorney-Legal Service	$ -	$ 100,000	$ -	$ 100,000
581350	GF-Emergency Communications	$ -	$ 20,671	$ -	$ 20,671
581360	DT Telecommunications Services	$ -	$ 142,699	$ -	$ 142,699
581410	GF-GSA-Facilities Mgmt Svcs	$ -	$ 69,730	$ -	$ 69,730
581500	GF-Human Rights Commission	$ -	$ 480,701	$ -	$ 480,701
581520	Ef-SFGH-Medical Service	$ -	$ 15,934	$ -	$ 15,934
581650	Leases Paid To Real Estate	$ -	$ -	$ -	$ -
581710	Is-Purch-Centrl Shop-AutoMaint	$ -	$ 51,740	$ -	$ 51,740

Building Design & Construction
All Funds Summary
Fiscal Year 2021-22

Account	Account Title	IDS Fund	Overhead Fund	Paid Time Off	Grand Total
581730	Is-Purch-Vehicle Leasing (AAO)	$ -	$ -	$ -	$ -
581740	Is-Purch-Centrl Shop-FuelStock	$ -	$ 15,715	$ -	$ 15,715
581780	OCA-Labor Standard Enforcement	$ -	$ 194,830	$ -	$ 194,830
581790	GF-Purch-Mail Services	$ -	$ -	$ -	$ -
581810	Is-GSA-Flet Pol-CarsHRe Vehcle	$ -	$ -	$ -	$ -
581820	Is-Purch-Reproduction	$ -	$ 83,514	$ -	$ 83,514
581920	GF-HRc Surety Bond	$ -	$ 130,350	$ -	$ 130,350
		$ -	**$ 4,686,133**	**$ -**	**$ 4,686,133**
598040	Designated For General Reserve	$ -	$ -	$ -	$ -
		$ -	**$ -**	**$ -**	**$ -**
		$ 30,159,293	**$ 37,046**	**$ 141,503**	**$ 30,337,843**

Building Design & Construction
All Funds Summary
Fiscal Year 2022-23

Account	Account Title	IDS Fund	Overhead Fund	Paid Time Off	Grand Total
501010	Perm Salaries-Misc-Regular	$ -	$ 3,555,820	$ 5,612,023	$ 9,167,843
505010	Temp Misc Regular Salaries	$ 386,534	$ 675,069	$ -	$ 1,061,603
511010	Overtime - Scheduled Misc	$ 182,900	$ 7,967	$ -	$ 190,867
		$ 569,434	**$ 4,238,856**	**$ 5,612,023**	**$ 10,420,313**
513010	Retire City Misc	$ -	$ 690,868	$ -	$ 690,868
514010	Social Security (OASDI & HI)	$ 35,305	$ 225,929	$ -	$ 261,234
514020	Social Sec-Medicare(HI Only)	$ 8,257	$ 61,463	$ -	$ 69,720
515010	Health Service-City Match	$ -	$ 133,316	$ -	$ 133,316
515710	Dependent Coverage	$ -	$ 331,675	$ -	$ 331,675
516010	Dental Coverage	$ -	$ 37,326	$ -	$ 37,326
517010	Unemployment Insurance	$ 570	$ 4,237	$ 5,612	$ 10,419
519110	Flexible Benefit Package	$ -	$ 37,011	$ -	$ 37,011
519120	Long Term Disability Insurance	$ -	$ 8,909	$ 21,944	$ 30,853
		$ 44,132	**$ 1,530,734**	**$ 27,556**	**$ 1,602,422**
520100	Overhead Recovery	$ -	$ (12,224,469)	$ (5,119,085)	$ (17,343,554)
520190	Department Overhead	$ 12,039,446	$ -	$ -	$ 12,039,446
520290	Division Overhead	$ 13,227,861	$ -	$ -	$ 13,227,861
520990	Other Overhead Charges	$ 4,115,693	$ -	$ -	$ 4,115,693
		$ 29,382,999	**$ (12,224,469)**	**$ (5,119,085)**	**$ 12,039,446**
521030	Air Travel - Employees	$ -	$ -	$ -	$ -
521050	Non-Air Travel - Employees	$ -	$ -	$ -	$ -
522000	Training - Budget	$ -	$ 110,000	$ -	$ 110,000
524010	Membership Fees	$ -	$ 16,236	$ -	$ 16,236
527000	Prof & Specialized Svcs-Bdgt	$ -	$ 80,000	$ -	$ 80,000
528010	Scavenger Services	$ -	$ 24,500	$ -	$ 24,500
535000	Other Current Expenses - Bdgt	$ -	$ 726,583	$ -	$ 726,583
535960	Software Licensing Fees	$ -	$ 326,000	$ -	$ 326,000
		$ -	**$ 1,283,319**	**$ -**	**$ 1,283,319**
540000	Materials & Supplies-Budget	$ -	$ 248,800	$ -	$ 248,800
549210	Data Processing Supplies	$ -	$ 214,500	$ -	$ 214,500
		$ -	**$ 463,300**	**$ -**	**$ 463,300**
560000	Equipment Purchase-Budget	$ -	$ -	$ -	$ -
567000	Bldgs,Struct&Imprv Proj-Budget	$ -	$ -	$ -	$ -
		$ -	**$ -**	**$ -**	**$ -**
581013	GF-PUC-Ueb	$ -	$ -	$ -	$ -
581051	GF-PUC-Light Heat & Power	$ -	$ -	$ -	$ -
581065	Adm-Real Estate Special Svcs	$ -	$ 3,227	$ -	$ 3,227
581067	Sr-DPW-Building Repair	$ -	$ 730,237	$ -	$ 730,237
581071	Sr-DPW-Engineering	$ -	$ 20,000	$ -	$ 20,000
581072	Sr-DPW-Geog. Information Sys	$ -	$ 20,000	$ -	$ 20,000
581083	ADM-Real Estate 49 SVN Rent	$ -	$ 2,239,730	$ -	$ 2,239,730
581140	DT Technology Projects	$ -	$ 15,000	$ -	$ 15,000
581170	GF-Risk Management Svcs (AAO)	$ -	$ 17,740	$ -	$ 17,740
581210	DT Technology Infrastructure	$ -	$ 334,315	$ -	$ 334,315
581270	GF-City Attorney-Legal Service	$ -	$ 100,000	$ -	$ 100,000
581350	GF-Emergency Communications	$ -	$ 20,671	$ -	$ 20,671
581360	DT Telecommunications Services	$ -	$ 142,699	$ -	$ 142,699
581410	GF-GSA-Facilities Mgmt Svcs	$ -	$ 69,730	$ -	$ 69,730
581500	GF-Human Rights Commission	$ -	$ 480,701	$ -	$ 480,701
581520	Ef-SFGH-Medical Service	$ -	$ 15,934	$ -	$ 15,934
581650	Leases Paid To Real Estate	$ -	$ -	$ -	$ -
581710	Is-Purch-Centrl Shop-AutoMaint	$ -	$ 51,740	$ -	$ 51,740

Building Design & Construction
All Funds Summary
Fiscal Year 2022-23

Account	Account Title	IDS Fund	Overhead Fund	Paid Time Off	Grand Total
581730	Is-Purch-Vehicle Leasing (AAO)	$ -	$ -	$ -	$ -
581740	Is-Purch-Centrl Shop-FuelStock	$ -	$ 15,715	$ -	$ 15,715
581780	OCA-Labor Standard Enforcement	$ -	$ 194,830	$ -	$ 194,830
581790	GF-Purch-Mail Services	$ -	$ -	$ -	$ -
581810	Is-GSA-Flet Pol-CarsHRe Vehcle	$ -	$ -	$ -	$ -
581820	Is-Purch-Reproduction	$ -	$ 83,514	$ -	$ 83,514
581920	GF-HRc Surety Bond	$ -	$ 130,350	$ -	$ 130,350
		$ -	**$ 4,686,133**	**$ -**	**$ 4,686,133**
598040	Designated For General Reserve	$ -	$ 22,127	$ -	$ 22,127
		$ -	**$ 22,127**	**$ -**	**$ 22,127**
		$ 29,996,565	**$ (0)**	**$ 520,494**	**$ 30,517,059**

Building Design & Construction
Position Summary
Fiscal Year 2021-22

Job Class ID	Job Class Title	10040 IDS Fund FTE	10040 IDS Fund Amount	13920 Overhead Fund FTE	13920 Overhead Fund Amount	Total FTE	Total Amount
0923	Manager II	-	$ -	1.00	$ 155,931	1.00	$ 155,931
0931	Manager III	-	$ -	1.00	$ 168,121	1.00	$ 168,121
0932	Manager IV	-	$ -	1.00	$ 180,471	1.00	$ 180,471
0933	Manager V	-	$ -	2.00	$ 389,350	2.00	$ 389,350
0941	Manager VI	-	$ -	1.00	$ 208,959	1.00	$ 208,959
0942	Manager VII	-	$ -	2.00	$ 447,652	2.00	$ 447,652
1360	Special Assistant I	-	$ -	-	$ -	-	$ -
1402	Junior Clerk	-	$ -	-	$ -	-	$ -
1404	Clerk	-	$ -	-	$ -	-	$ -
1404	Clerk	-	$ -	1.00	$ 66,385	1.00	$ 66,385
1406	Senior Clerk	-	$ -	1.00	$ 83,504	1.00	$ 83,504
1408	Principal Clerk	-	$ -	2.00	$ 181,849	2.00	$ 181,849
1410	Chief Clerk	-	$ -	-	$ -	-	$ -
1424	Clerk Typist	-	$ -	-	$ -	-	$ -
1426	Senior Clerk Typist	-	$ -	-	$ -	-	$ -
1452	Executive Secretary II	-	$ -	-	$ -	-	$ -
1630	Account Clerk	-	$ -	-	$ -	-	$ -
1632	Senior Account Clerk	1.00	$ -	-	$ -	1.00	$ -
1634	Principal Account Clerk	-	$ -	1.00	$ 93,177	1.00	$ 93,177
1820	Junior Administrative Analyst	1.00	$ -	6.00	$ 490,054	7.00	$ 490,054
1820	Junior Administrative Analyst	-	$ -	(1.00)	$ (81,676)	(1.00)	$ (81,676)
1820	Junior Administrative Analyst	1.00	$ -	-	$ -	1.00	$ -
1822	Administrative Analyst	9.00	$ -	4.00	$ 429,632	13.00	$ 429,632
1823	Senior Administrative Analyst	3.00	$ -	2.00	$ 250,327	5.00	$ 250,327
1824	Principal Administrative Analyst	1.00	$ -	2.00	$ 289,813	3.00	$ 289,813
1827	Administrative Services Manager	-	$ -	-	$ -	-	$ -
1842	Management Assistant	2.00	$ -	1.00	$ 98,848	3.00	$ 98,848
1842	Management Assistant	-	$ -	(1.00)	$ (98,848)	(1.00)	$ (98,848)
1844	Senior Management Assistant	-	$ -	-	$ -	-	$ -
5120	Architectural Administrator	2.00	$ -	2.00	$ 292,781	4.00	$ 292,781
5120	Architectural Administrator	1.00	$ -	-	$ -	1.00	$ -
5120	Architectural Administrator	1.00	$ -	-	$ -	1.00	$ -
5174	Administrative Engineer	3.00	$ -	-	$ -	3.00	$ -
5203	Assistant Engineer	-	$ -	-	$ -	-	$ -
5207	Associate Engineer	30.00	$ -	-	$ -	30.00	$ -
5211	Engineer/Architect/Landscape Architect Senior	5.00	$ -	9.00	$ 1,765,910	14.00	$ 1,765,910
5211	Engineer/Architect/Landscape Architect Senior	-	$ -	(1.00)	$ (196,212)	(1.00)	$ (196,212)
5212	Engineer/Architect Principal	-	$ -	-	$ -	-	$ -
5241	Engineer	9.00	$ -	-	$ -	9.00	$ -
5260	Architectural/Landscape Architectural Assistant I	14.00	$ -	-	$ -	14.00	$ -
5261	Architectural/Landscape Architectural Assistant II	20.00	$ -	-	$ -	20.00	$ -
5262	Landscape Architectural Associate 1	9.00	$ -	-	$ -	9.00	$ -
5265	Architectural Associate I	16.00	$ -	-	$ -	16.00	$ -
5266	Architectural Associate II	15.00	$ -	-	$ -	15.00	$ -
5266	Architectural Associate II	(1.00)	$ -	-	$ -	(1.00)	$ -
5266	Architectural Associate II	(1.00)	$ -	-	$ -	(1.00)	$ -
5268	Architect	20.00	$ -	-	$ -	20.00	$ -
5272	Landscape Architectural Associate II	10.00	$ -	-	$ -	10.00	$ -
5274	Landscape Architect	3.00	$ -	-	$ -	3.00	$ -
5304	Materials Testing Aide	5.00	$ -	-	$ -	5.00	$ -
5305	Materials Testing Technician	5.00	$ -	-	$ -	5.00	$ -
5362	Engineering Assistant	-	$ -	-	$ -	-	$ -
5364	Engineering Associate I	-	$ -	-	$ -	-	$ -
5366	Engineering Associate II	-	$ -	-	$ -	-	$ -
5502	Project Manager I	4.00	$ -	-	$ -	4.00	$ -
5504	Project Manager II	4.00	$ -	-	$ -	4.00	$ -
5506	Project Manager III	5.00	$ -	-	$ -	5.00	$ -
5508	Project Manager IV	3.00	$ -	-	$ -	3.00	$ -
5620	Regulatory Specialist	5.00	$ -	-	$ -	5.00	$ -
5644	Principal Environmental Specialist	2.00	$ -	-	$ -	2.00	$ -
6138	Industrial Hygienist	1.00	$ -	-	$ -	1.00	$ -
6139	Senior Industrial Hygienist	1.00	$ -	-	$ -	1.00	$ -
6317	Assistant Construction Inspector	4.00	$ -	-	$ -	4.00	$ -
6318	Construction Inspector	11.00	$ -	-	$ -	11.00	$ -
6319	Senior Contruction Inspector	2.00	$ -	-	$ -	2.00	$ -

Building Design & Construction
Position Summary
Fiscal Year 2021-22

Job Class ID	Job Class Title	10040 IDS Fund FTE	10040 IDS Fund Amount	13920 Overhead Fund FTE	13920 Overhead Fund Amount	Total FTE	Total Amount
6331	**Building Inspector**	7.00	$ -	-	$ -	7.00	$ -
6333	**Senior Building Inspector**	3.00	$ -	-	$ -	3.00	$ -
6335	**Disability Access Coordinator**	-	$ -	1.00	$ 189,508	1.00	$ 189,508
9991	**One Day Adjustment - Misc**	-	$ -	-	$ 13,700	-	$ 13,700
9991	**One Day Adjustment - Misc**	-	$ -	-	$ (319)	-	$ (319)
9991	**One Day Adjustment - Misc**	-	$ -	-	$ (386)	-	$ (386)
9991	**One Day Adjustment - Misc**	-	$ -	-	$ 260	-	$ 260
9991	**One Day Adjustment - Misc**	-	$ -	-	$ 51	-	$ 51
9993	**Attrition Savings - Miscellaneous**	-	$ -	(8.05)	$ (1,165,914)	(8.05)	$ (1,165,914)
9996	**Estimated Project Funding - Misc**	-	$ -	-	$ (751,086)	-	$ (751,086)
OVER	**Overtime - Miscellaneous**	-	$ 182,900	-	$ 7,967	-	$ 190,867
STEP	**Step Adjustments, Miscellaneous**	-	$ -	-	$ (113,131)	-	$ (113,131)
TEMP	**Temporary - Miscellaneous**	3.40	$ 386,534	5.94	$ 675,069	9.34	$ 1,061,603
		239.40	**$ 569,434**	**34.89**	**$ 4,071,747**	**274.29**	**$ 4,641,181**

Building Design & Construction
Position Summary
Fiscal Year 2022-23

Job Class ID	Job Class Title	10040 IDS Fund FTE	10040 IDS Fund Amount	13920 Overhead Fund FTE	13920 Overhead Fund Amount	Total FTE	Total Amount
0923	Manager II	-	$ -	1.00	$ 163,714	1.00	$ 163,714
0931	Manager III	-	$ -	1.00	$ 176,513	1.00	$ 176,513
0932	Manager IV	-	$ -	1.00	$ 189,479	1.00	$ 189,479
0933	Manager V	-	$ -	2.00	$ 408,784	2.00	$ 408,784
0941	Manager VI	-	$ -	1.00	$ 219,389	1.00	$ 219,389
0942	Manager VII	-	$ -	2.00	$ 469,996	2.00	$ 469,996
1360	Special Assistant I	-	$ -	-	$ -	-	$ -
1402	Junior Clerk	-	$ -	-	$ -	-	$ -
1404	Clerk	-	$ -	-	$ -	-	$ -
1404	Clerk	-	$ -	1.00	$ 69,698	1.00	$ 69,698
1406	Senior Clerk	-	$ -	1.00	$ 87,672	1.00	$ 87,672
1408	Principal Clerk	-	$ -	2.00	$ 190,925	2.00	$ 190,925
1410	Chief Clerk	-	$ -	-	$ -	-	$ -
1424	Clerk Typist	-	$ -	-	$ -	-	$ -
1426	Senior Clerk Typist	-	$ -	-	$ -	-	$ -
1452	Executive Secretary II	-	$ -	-	$ -	-	$ -
1630	Account Clerk	-	$ -	-	$ -	-	$ -
1632	Senior Account Clerk	1.00	$ -	-	$ -	1.00	$ -
1634	Principal Account Clerk	-	$ -	1.00	$ 97,827	1.00	$ 97,827
1820	Junior Administrative Analyst	1.00	$ -	6.00	$ 514,514	7.00	$ 514,514
1820	Junior Administrative Analyst	-	$ -	(1.00)	$ (85,753)	(1.00)	$ (85,753)
1820	Junior Administrative Analyst	1.00	$ -	-	$ -	1.00	$ -
1822	Administrative Analyst	9.00	$ -	4.00	$ 451,076	13.00	$ 451,076
1823	Senior Administrative Analyst	3.00	$ -	2.00	$ 262,822	5.00	$ 262,822
1824	Principal Administrative Analyst	1.00	$ -	2.00	$ 304,278	3.00	$ 304,278
1827	Administrative Services Manager	-	$ -	-	$ -	-	$ -
1842	Management Assistant	2.00	$ -	1.00	$ 103,782	3.00	$ 103,782
1842	Management Assistant	-	$ -	(1.00)	$ (103,782)	(1.00)	$ (103,782)
1844	Senior Management Assistant	-	$ -	-	$ -	-	$ -
5120	Architectural Administrator	2.00	$ -	2.00	$ 307,395	4.00	$ 307,395
5120	Architectural Administrator	1.00	$ -	-	$ -	1.00	$ -
5120	Architectural Administrator	1.00	$ -	-	$ -	1.00	$ -
5174	Administrative Engineer	3.00	$ -	-	$ -	3.00	$ -
5203	Assistant Engineer	-	$ -	-	$ -	-	$ -
5207	Associate Engineer	30.00	$ -	-	$ -	30.00	$ -
5211	Engineer/Architect/Landscape Architect Senior	5.00	$ -	9.00	$ 1,854,053	14.00	$ 1,854,053
5211	Engineer/Architect/Landscape Architect Senior	-	$ -	(1.00)	$ (206,006)	(1.00)	$ (206,006)
5212	Engineer/Architect Principal	-	$ -	-	$ -	-	$ -
5241	Engineer	9.00	$ -	-	$ -	9.00	$ -
5260	Architectural/Landscape Architectural Assistant I	14.00	$ -	-	$ -	14.00	$ -
5261	Architectural/Landscape Architectural Assistant II	20.00	$ -	-	$ -	20.00	$ -
5262	Landscape Architectural Associate 1	9.00	$ -	-	$ -	9.00	$ -
5265	Architectural Associate I	16.00	$ -	-	$ -	16.00	$ -
5266	Architectural Associate II	15.00	$ -	-	$ -	15.00	$ -
5266	Architectural Associate II	(1.00)	$ -	-	$ -	(1.00)	$ -
5266	Architectural Associate II	(1.00)	$ -	-	$ -	(1.00)	$ -
5268	Architect	20.00	$ -	-	$ -	20.00	$ -
5272	Landscape Architectural Associate II	10.00	$ -	-	$ -	10.00	$ -
5274	Landscape Architect	3.00	$ -	-	$ -	3.00	$ -
5304	Materials Testing Aide	5.00	$ -	-	$ -	5.00	$ -
5305	Materials Testing Technician	5.00	$ -	-	$ -	5.00	$ -
5362	Engineering Assistant	-	$ -	-	$ -	-	$ -
5364	Engineering Associate I	-	$ -	-	$ -	-	$ -
5366	Engineering Associate II	-	$ -	-	$ -	-	$ -
5502	Project Manager I	4.00	$ -	-	$ -	4.00	$ -
5504	Project Manager II	4.00	$ -	-	$ -	4.00	$ -
5506	Project Manager III	5.00	$ -	-	$ -	5.00	$ -
5508	Project Manager IV	3.00	$ -	-	$ -	3.00	$ -
5620	Regulatory Specialist	5.00	$ -	-	$ -	5.00	$ -
5644	Principal Environmental Specialist	2.00	$ -	-	$ -	2.00	$ -
6138	Industrial Hygienist	1.00	$ -	-	$ -	1.00	$ -
6139	Senior Industrial Hygienist	1.00	$ -	-	$ -	1.00	$ -
6317	Assistant Construction Inspector	4.00	$ -	-	$ -	4.00	$ -
6318	Construction Inspector	11.00	$ -	-	$ -	11.00	$ -
6319	Senior Contruction Inspector	2.00	$ -	-	$ -	2.00	$ -
6331	Building Inspector	7.00	$ -	-	$ -	7.00	$ -
6333	Senior Building Inspector	3.00	$ -	-	$ -	3.00	$ -
6335	Disability Access Coordinator	-	$ -	1.00	$ 198,966	1.00	$ 198,966

Building Design & Construction
Position Summary
Fiscal Year 2022-23

Job Class ID	Job Class Title	10040 IDS Fund FTE	10040 IDS Fund Amount	13920 Overhead Fund FTE	13920 Overhead Fund Amount	Total FTE	Total Amount
9991	**One Day Adjustment - Misc**	-	$ -	-	$ 14,034	-	$ 14,034
9991	**One Day Adjustment - Misc**	-	$ -	-	$ (330)	-	$ (330)
9991	**One Day Adjustment - Misc**	-	$ -	-	$ (399)	-	$ (399)
9991	**One Day Adjustment - Misc**	-	$ -	-	$ 268	-	$ 268
9991	**One Day Adjustment - Misc**	-	$ -	-	$ 52	-	$ 52
9993	**Attrition Savings - Miscellaneous**	-	$ -	(8.05)	$ (1,224,109)	(8.05)	$ (1,224,109)
9996	**Estimated Project Funding - Misc**	-	$ -	-	$ (790,261)	-	$ (790,261)
OVER	**Overtime - Miscellaneous**	-	$ 182,900	-	$ 7,967	-	$ 190,867
STEP	**Step Adjustments, Miscellaneous**	-	$ -	-	$ (118,777)	-	$ (118,777)
TEMP	**Temporary - Miscellaneous**	3.29	$ 386,534	5.75	$ 675,069	9.04	$ 1,061,603
		239.29	**$ 569,434**	**34.70**	**$ 4,238,856**	**273.99**	**$ 4,808,290**

Building Design and Construction
Budget Line Item Summary
Inter-Departmental Services Fund

Expenditure Budget

Description of Services:

Building Design and Construction provides project management, facility management, planning, programming, design, and construction administration for general obligation bond programs and capital projects such as the Neighborhood Park Facilities Bond Program, Hetch-Hetchy Water System Bond Program, Branch Library Improvement Program, Department of Public Health Centers, San Francisco General Hospital Bond Program and Capital Improvement Program, ADA Improvements programs through Mayor's Office on Disability, Fire Stations, Police Stations, Jails, and various projects for City departments.
The Inter-Departmental Services Fund is primarily supported by work orders; bond programs; State and Federal grants; and the General Fund.

Number of Permanent Positions:

Total permanent budgeted FTE positions:	236.00
Total increase (decrease) of permanent budgeted FTE positions:	1.00

Position Reassignment

FTE	Job Class	Job Class Title	From	To	Reference No.
1.00	1820	Junior Administrative Analyst	GEN - OHF	BDC - IDS	1144650

Position Substitution

From Job Class	Job Class Title	To Job Class	Job Class Title	Reference No.
5266	Architectural Associate 2	5210	Architectural Administrator	1092743
5266	Architectural Associate 2	5210	Architectural Administrator	1144042

Account		Approved FY 2020-21	Base FY 2021-22	Public Works FY 2021-22	Mayor FY 2021-22	Board of Supervisors FY 2021-22	Board of Supervisors FY 2022-23
501010	Permanent Salaries	$ -	$ -	$ -	$ -	$ -	$ -

Account		Approved FY 2020-21	Base FY 2021-22	Public Works FY 2021-22	Mayor FY 2021-22	Board of Supervisors FY 2021-22	Board of Supervisors FY 2022-23
501010	Temporary Salaries	$ 386,534	$ 386,534	$ 386,534	$ -	$ -	$ 386,534

Classification	Total	Temporary Pay Purpose
5380	173,940	Provide flexibility in meeting project schedules
5381	115,960	
5382	77,307	
9922	19,327	

Building Design and Construction
Budget Line Item Summary

Inter-Departmental Services Fund

Account		Approved FY 2020-21	Base FY 2021-22	Public Works FY 2021-22	Mayor FY 2021-22	Board of Supervisors FY 2021-22	Board of Supervisors FY 2022-23
511010	**Overtime Pay**	$ 182,900	$ 182,900	$ 182,900	$ -	$ -	$ 182,900

Classification	Hourly Rate	Hours	Subtotal	Purpose
5174	123.37	101.32	12,499	To meet unanticipated project demands.
5211	132.79	102	13,512	
5241	114.74	102	11,654	
5261	73.58	620	45,603	
5304	58.21	418	24,322	
5305	62.34	206	12,836	
5644	98.13	207	20,268	
5638	60.81	103	6,247	
6318	85.19	309	26,337	
6319	93.92	102	9,622	

Account		Approved FY 2020-21	Base FY 2021-22	Public Works FY 2021-22	Mayor FY 2021-22	Board of Supervisors FY 2021-22	Board of Supervisors FY 2022-23
513000	**Mandatory Fringe Benefits**	$ 45,100	$ 44,132	$ 44,132	$ -	$ -	$ 44,132

Account		Approved FY 2020-21	Base FY 2021-22	Public Works FY 2021-22	Mayor FY 2021-22	Board of Supervisors FY 2021-22	Board of Supervisors FY 2022-23
520190	**Department Overhead**	$ 14,767,967	$ 14,054,565	$ 12,116,244	$ -	$ -	$ 12,039,446

Account		Approved FY 2020-21	Base FY 2021-22	Public Works FY 2021-22	Mayor FY 2021-22	Board of Supervisors FY 2021-22	Board of Supervisors FY 2022-23
520290	**Division Overhead**	$ 18,298,241	$ 17,797,766	$ 13,019,612	$ -	$ -	$ 13,227,861

Account		Approved FY 2020-21	Base FY 2021-22	Public Works FY 2021-22	Mayor FY 2021-22	Board of Supervisors FY 2021-22	Board of Supervisors FY 2022-23
521030	**Air Travel - Employees**	$ -	$ -	$ -	$ -	$ -	$ -

Suspension of all travel

Account		Approved FY 2020-21	Base FY 2021-22	Public Works FY 2021-22	Mayor FY 2021-22	Board of Supervisors FY 2021-22	Board of Supervisors FY 2022-23
535000	**Other Current Expenses**	$ -	$ -	$ -	$ -	$ -	$ -

Building Design and Construction
Budget Line Item Summary

Inter-Departmental Services Fund

Account		Approved FY 2020-21	Base FY 2021-22	Public Works FY 2021-22	Mayor FY 2021-22	Board of Supervisors FY 2021-22	Board of Supervisors FY 2022-23
581170	**Risk Management**	$ -	$ -	$ -	$ -	$ -	$ -

As per performing department's recommendation.

Inter-Departmental Revenue:

Account		Approved FY 2020-21	Base FY 2021-22	Public Works FY 2021-22	Mayor FY 2021-22	Board of Supervisors FY 2021-22	Board of Supervisors FY 2022-23
486990	**Rev-General Unallocated**	$ 35,946,180	$ 35,085,787	$ 28,380,476	$ -	$ -	$ 28,203,257

Revenue provided by other city departments for services performed.

Building Design and Construction
Budget Line Item Summary
Overhead Fund

Expenditure Budget

Description of Services:

Overhead staff provides management, administrative support, contract compliance monitoring, maintains and updates the Public Works Procedures Manual, coordinates the Department's APWA Accreditation process, and provides clerical support for all other programs in the Division. Additional expenditures provide training, material, transportation, health and safety, and computer support for all programs of the Division.

Number of Permanent Positions:

Total permanent budgeted FTE positions:	37.00
Total increase (decrease) of permanent budgeted FTE positions:	(1.00)

Position Reassignment

FTE	Job Class	Job Class Title	From	To	Reference No.
(1.00)	1842	Pr Administrative Analyst	BDC - OHF	GEN - OHF	1131318
(1.00)	1820	Junior Administrative Analyst	BDC - OHF	IDC - OHF	1027673
1.00	1404	Clerk	IDC - OHF	BDC - OHF	1128026

Position Substitution

FTE	From Job Class	Job Class Title	To Job Class	Job Class Title	Reference No.
1.00	5211	Eng/Arch/Landscape Arch Sr	941	Manager VI	1114680

Account		Approved FY 2020-21	Base FY 2021-22	Public Works FY 2021-22	Mayor FY 2021-22	Board of Supervisors FY 2021-22	Board of Supervisors FY 2022-23
501010	**Permanent Salaries**	$ 3,322,715	$ 3,559,884	$ 3,388,711	$ -	$ -	$ 3,555,820

Account		Approved FY 2020-21	Base FY 2021-22	Public Works FY 2021-22	Mayor FY 2021-22	Board of Supervisors FY 2021-22	Board of Supervisors FY 2022-23
505010	**Temporary Salaries**	$ 868,269	$ 868,269	$ 675,069	$ -	$ -	$ 675,069

Classification	Total	Temporary Pay Purpose
Various	250,000	Training - ID full-time permanent employee's labor budget training time for both technical and managerial training needs. Technical training emphasis is on BIM/REVIT/CAD management and team coordination, and design and production software; Supervisory training; Project Management including scheduling, estimating, and project controls; EPM database user inputs and feedback. Also included is funding for Safety training classes, as well as for the administration of a mandated Safety Training program.
Various	60,000	Unfunded Planning and Estimating - ID permanent employee labor for activities unrelated to specific funded projects; including time for preliminary client meetings, investigations and cost estimation necessary to define project scopes and establish or pursue project funding; and time for maintaining or updating Division records or procedures.
Various	85,000	Strategic Planning - ID full-time permanent employees labor budget training time for strategic planning.

Building Design and Construction
Budget Line Item Summary
Overhead Fund

Classification	Total	Temporary Pay Purpose
Various	100,000	Unfunded Projects - Provides flexibility for unfunded projects in meeting within schedules.
Various	27,000	Department Operations Center (DOC) Activation - Each year Public Works activates our DOC to support major citywide activities, such as Bay to Breakers, Pride, and Fleet Week. These activations are an important part of preparing the department to respond to any natural or manmade disasters. It provides an opportunity for staff to practice and learn how to work with each other and other city departments to coordinate activities citywide.
5380	19,269	Interns - Youth Employment college internship program and providing support, Finance and Administrative services.
Various	118,816	For ID staff leading the mentorship program

Account		Approved FY 2020-21	Base FY 2021-22	Public Works FY 2021-22	Mayor FY 2021-22	Board of Supervisors FY 2021-22	Board of Supervisors FY 2022-23
511010	**Overtime Pay**	$ 7,967	$ 7,967	$ 7,967	$ -	$ -	$ 7,967

Classification	Hourly Rate	Hours	Subtotal	Purpose
1408	62.15	10	602	To meet unanticipated project demands.
1820	55.82	6	321	
1822	73.42	6	450	
5211	132.79	7	974	
5266	98.13	6	559	
5268	113.64	6	647	
5366	80.74	55	4,415	

Account		Approved FY 2020-21	Base FY 2021-22	Public Works FY 2021-22	Mayor FY 2021-22	Board of Supervisors FY 2021-22	Board of Supervisors FY 2022-23
513000	**Mandatory Fringe Benefits**	$ 1,536,031	$ 1,606,999	$ 1,530,187	$ -	$ -	$ 1,530,734

Account		Approved FY 2020-21	Base FY 2021-22	Public Works FY 2021-22	Mayor FY 2021-22	Board of Supervisors FY 2021-22	Board of Supervisors FY 2022-23
520100	**Overhead Recovery**	$ (17,431,391)	$ (16,923,640)	$ (12,049,640)	$ -	$ -	$ (12,224,469)

Account		Approved FY 2020-21	Base FY 2021-22	Public Works FY 2021-22	Mayor FY 2021-22	Board of Supervisors FY 2021-22	Board of Supervisors FY 2022-23
521030	**Air Travel - Employees**	$ -	$ 12,144	$ -	$ -	$ -	$ -

Suspension of all travel

Account		Approved FY 2020-21	Base FY 2021-22	Public Works FY 2021-22	Mayor FY 2021-22	Board of Supervisors FY 2021-22	Board of Supervisors FY 2022-23
521050	**Non Air Travel - Employees**	$ -	$ 37,854	$ -	$ -	$ -	$ -

Suspension of all travel

Building Design and Construction
Budget Line Item Summary
Overhead Fund

Account		Approved FY 2020-21	Base FY 2021-22	Public Works FY 2021-22	Mayor FY 2021-22	Board of Supervisors FY 2021-22	Board of Supervisors FY 2022-23
522000	**Training**	$ 121,500	$ 110,000	$ 110,000	$ -	$ -	$ 110,000

FY 2021-22	Description
7,200	Training Team Leaders, Project Architects and Management Staff - Training with Leading Learning Organizations - Innovation, Associates and the American Management Association focusing on quality improvements, service delivery, and to gain tools to move BDC to a team & results oriented organization grounded in customer and client satisfaction.
8,000	Project Management/Risk Management Training - To meet the Division's goal of delivering projects on time and on budget, project managers will receive training in the areas of scheduling, communications and negotiations. UC Berkeley Extension offers a certificate program in Project & Program Management that will consist of 6 core courses.
4,840	ADA disability requirements (required annually) - The Division is required to meet disability access requirements in its projects as legally mandated by the Federal Government. Training is available with ADA representatives on a quarterly basis.
5,100	Microsoft Operating System and Microsoft Office Training - In order to maximize the productiveness of staff, it is necessary that our personnel attend training sessions on a continuous basis to achieve the maximum return on this investment. Staff will be utilizing database programs more frequently and this will be a focus for the upcoming budget years.
6,000	Autodesk Revit application - To meet the Division's projected productivity increases in the use of Computer Aided Design (CAD), our personnel will need to attend training sessions at the intermediate, advanced, and management levels of the Autodesk Revit application.
8,900	Team Lead, Architects, and Management Training - Courses/seminars in Sustainable design, irrigation design, Low Impact Development, drought resistant/low maintenance planting design. Negotiation Skills provided by outside trainer.
20,000	Public Works University - Courses offered by Public Works University
7,500	ACI Certification Training - The American Concrete Institute certification and recertification for Materials Testing Lab Technician and Field Testing Technician as required by the American Society of Testing and Materials.
3,200	Field Inspection Training - Inspection training required for inspectors and resident engineers on various project inspections in order to provide and maintain level of service with updated policy and procedures, and code requirement, including ACI Reinforced Concrete Inspection, and Nuclear Gauge training.
11,500	Intermediate C AutoCAD Civil 3D with Ideate, Rhino, and Adobe Creative Suite (Photoshop, Illustrator, InDesign, & Bridge) - Intermediate AutoCAD Civil 3D is a comprehensive course providing the student with the tools to design, implement, and manage land development projects. The course teaches how to map, plan, visualize, and edit sites, as well as create and label survey points, create and edit digital terrain models, calculate volumes, define roadway alignments and define parcels.
8,110	AWS Training - Provide training for Testing Laboratory personnel to perform special tests and welding inspection as required by QA programs for CCSF, California State: DGS – DSA, etc.
2,650	APWA Accreditation Preparation - As Public Works prepares for accreditation from the American Public Works Association, the Materials Testing Lab personnel need to research the requirements that entails and perform comparative analysis with various testing labs from public and private sectors.
4,800	Asphalt Institute Training - The Asphalt Institute offers webinars, seminars and certification for Materials Testing Lab personnel in Basic Binder Technician Training, National Binder Technician, Basic Emulsion Technician Training, Basic Mixture Technician Training, and Principles of Construction Quality Asphalt Pavements.
5,300	Asbestos, Mold, and Lead Training Recertification - Annual refresher course to maintain current certification as required by the Asbestos Hazardous Emergency Response Act (AHERA) and Occupational Safety and Health Administration (OSHA).
5,400	Hazardous Materials Training Recertification - HAZWOPER refresher training for Testing Lab and Site Assessment and Remediation groups.
2,000	Scheduling & Estimating Training - To train the Department's cost estimators in scheduling and estimating that are currently performed with the help of consultants.

Building Design and Construction
Budget Line Item Summary
Overhead Fund

FY 2021-22	Description
4,000	First Aid, CPR, Blood borne Pathogens, AED Certification Training - To train the Division's staff to maintain current certification per Health and Safety Requirements.
7,000	Other Various Management & Technical Workshops for Administration staff, Administrative Analysts, and Lab Technicians - Continuous professional & technical training for Managers, Architects, Landscape Architects, Engineers and Lab technicians not identified above.

Account		Approved FY 2020-21	Base FY 2021-22	Public Works FY 2021-22	Mayor FY 2021-22	Board of Supervisors FY 2021-22	Board of Supervisors FY 2022-23
524010	**Membership Fees**	$ 16,236	$ 16,236	$ 16,236	$ -	$ -	$ 16,236

FY 2021-22	Description	FY 2021-22	Description
2,660	AIA & AIA Continuing Education Provider	1,460	American Society for Testing & Materials (ASTM)
100	California Counties of Architects & Engineers Assoc.	215	American Industrial Hygiene Association (AIHA)
175	National Fire Protection Agency (NFPA)	500	Design Build Institute of America (DBIA)
370	International Code Council (ICC)	800	Cal OSHA Certified Asbestos Consultant
1,100	San Francisco Planning and Urban Research Assoc.	3,127	CA DPH Lead License, Inspector/Assessor, Supr
2,370	American Society of Landscape Architects (ASLA)	900	Nat'l Council of Architectural Registration Boards
1,470	American Society of Civil Engineers (ASCE)	799	Institute of Architects Education System Provider
190	American Public Works Association (APWA)		

Account		Approved FY 2020-21	Base FY 2021-22	Public Works FY 2021-22	Mayor FY 2021-22	Board of Supervisors FY 2021-22	Board of Supervisors FY 2022-23
527000	**Professional Services**	$ 49,800	$ 80,000	$ 80,000	$ -	$ -	$ 80,000

FY 2020-21	FY 2021-22	FY 2022-23	Description
20,000	20,000	20,000	As-needed support in Testing Lab tests such as metallurgical analysis of metallic materials (AWSS pipes, structural steel, etc.), chemical analysis of soils, identification of unknown substances, and welding inspection of steel structures (X-ray and ultrasonic testing), and participation in the Reference Sampling Program, required by FHWA.
18,000	18,000	18,000	As-needed support in construction contracts, Constructability Reviews, Renderings, Portfolio, and Project Photos through as needed Architectural Photographer. Project Partnering, Project Audit, Partnering, and Dispute Resolution, etc.
11,800	11,800	11,800	As-needed support in Digital Inventory of Existing to transition to Online Architectural Library using Master format 2012 CSI (Construction Specification Institute) to update Architectural and Interiors Library, Architectural Material & Samples, provides orientation to staff on how to use the library, and Monthly Library Maintenance.
	10,000	10,000	Sampling and testing services for Materials Testing Lab (MTL). Conduct Proficiency Certification using two ASTM Test Methods (ASTM D6938 & ASTM D2419) to verify MTL's compliance with Caltran's Quality Assurance Plan. MTL will seek third party to perform the required testing for verification of standards compliance.
	15,000	15,000	To provide consultation services for electronic records management. As-needed support in providing technical support and programming for updating AutoDocs program. This program is pertinent to preparation of bid documents for projects to be advertised.
	5,200	5,200	For professional photography services.

Building Design and Construction
Budget Line Item Summary
Overhead Fund

Account		Approved FY 2020-21	Base FY 2021-22	Public Works FY 2021-22	Mayor FY 2021-22	Board of Supervisors FY 2021-22	Board of Supervisors FY 2022-23
528010	**Scavenger Services**	$ 24,500	$ 24,500	$ 24,500	$ -	$ -	$ 24,500

Services provided for offices.

Account		Approved FY 2020-21	Base FY 2021-22	Public Works FY 2021-22	Mayor FY 2021-22	Board of Supervisors FY 2021-22	Board of Supervisors FY 2022-23
535000	**Other Current Expenses**	$ 674,206	$ 1,014,206	$ 726,583	$ -	$ -	$ 726,583

FY 2020-21	FY 2021-22	FY 2022-23	Description
3,600	3,600	3,600	Field expenses and auto mileage for City vehicles conducting City business, including reimbursements for mileage and parking toll fees per memorandum of understanding.
3,840	3,840	3,840	Provide Clipper cards to staff for parking and transit to the site of projects, meeting with clients, etc.
23,800	23,800	23,800	Hazardous Materials Inspection & Permit fee required by Article 21 of SF Health Code. Radioactive Materials License Fee as required to handle nuclear testing equipment. Participation in the AASHTO, CCRL, and AMRL Accreditation Programs to provide mechanism for formally recognizing the competency of a testing laboratory to perform specific tests on construction materials. ISO 9001: 2008 Certification Research: As DPW prepares for Quality Management Standardization, the Materials Testing Lab personnel are assigned researching requirements and the cost of ISO 9001:2008 Certification. As ISO offers various modules of certification, MTL staff also need to look into comparing and contrasting ISO 9001 (Quality Management Standardization) and ISO 17025 (Testing Lab Standardization). Comparative analysis w/ other public + private labs will also help with this research.
15,000	10,000	10,000	Codes, Standards - MasterFormat publication, International Code Council Code books (PDF and physical copies)
110,000	-	-	Security Services for 49SVN.
18,000	18,000	18,000	Maintenance and repair for MTL equipment on as needed basis.
20,300	20,300	20,300	Annual requirement to meet standards and specified regulations. Maintenance and repair of Materials Testing Lab equipment, including calibration of testing machines, nuclear testing equipment, and other laboratory equipment, etc.
7,000	7,000	7,000	Maintenance of Air and Noise Monitoring Equipment used by SAR staff.
1,500	1,500	1,500	Offsite data storage of BDC's hardcopy archives to secure storage service within the Bay Area and outside the Bay Area.
420,121	269,998	269,998	Material Testing Lab Rent & Services and Utilities
106,592	106,592	106,592	Parking for 24 City Vehicles at Impark Parking Garage
2,650	2,650	2,650	Fees for job fair registration, job posting advertisements, and subscriptions for job recruitments.
7,793	7,793	7,793	Delivery services for ensuring that contract drawing, specifications, shop drawings and samples are delivered in a timely manner to clients, consultants and contractors; so as not to delay the Division's numerous projects. Many of the Division's schedules are mandated by law or desired by the City. Courier services, freight deliveries, MTL laundry, bid advertisement, subscriptions.
97,500	85,000	85,000	Copy machines, plotter and scanner machines rental and maintenance.

Building Design and Construction
Budget Line Item Summary
Overhead Fund

FY 2020-21	FY 2021-22	FY 2022-23	Description
6,500	6,500	6,500	Annual update of Master Specification Service. This service enables our personnel to save time by eliminating much of the repetitious paper work involved in the preparation of construction specifications.
35,000	35,000	35,000	Blueprinting and CAD plotting services used for design development, presentation and contract drawings. Drafting time is saved by revising and reusing portions of existing plans through the reproduction process. Project advertisements and bid documents. Funds for unexpected request and projects.
20,000	10,000	10,000	Building maintenance for MTL - pest control, unexpected emergency response.
2,400	2,400	2,400	Delivery service, special freight, and subscription to technical journals.
33,710	33,710	33,710	Reimbursement of employees for professional license renewal.
74,400	74,400	74,400	Annual parking permits for meter parking for City vehicles.
4,500	4,500	4,500	Mentorship stipend

Account		Approved FY 2020-21	Base FY 2021-22	Public Works FY 2021-22	Mayor FY 2021-22	Board of Supervisors FY 2021-22	Board of Supervisors FY 2022-23
535960	**Software Licensing Fees**	$ 295,000	$ 326,000	$ 326,000	$ -	$ -	$ 326,000

FY 2020-21	FY 2021-22	FY 2022-23	Description
114,000	145,000	145,000	Licensed Support Software; Architectural Design. This includes new software, upgrades, and maintenance subscriptions that need to be funded in order to maintain a uniform software set throughout the Division and also provide software specific to the Division's needs. MS Project, SU Podium, Sketch Up, V-Ray, Bluebeam, PlanGrid, Lumion, LumenRT, Plant Factory, Rhino, Revizto, Enscape, Ideate, Avail, ASAP, LAND FX, Knowledge Smart, ESRI Photogrammetry, 10K Ft.,Avitru Master Spec, Leica Cyclone, Miro; new licenses, subscriptions, and upgrades.
130,000	130,000	130,000	Autodesk Architectural Design Software Upgrades and Renewal – Autodesk AEC Collections. Note: Mandatory Conversion to Subscriptions Required by Autodesk
31,000	31,000	31,000	Document Management System and Database Software for SAR
20,000	20,000	20,000	NoteVault Software License for CM

Account		Approved FY 2020-21	Base FY 2021-22	Public Works FY 2021-22	Mayor FY 2021-22	Board of Supervisors FY 2021-22	Board of Supervisors FY 2022-23
540000	**Materials & Supplies**	$ 263,587	$ 248,800	$ 248,800	$ -	$ -	$ 248,800

FY 2020-21	FY 2021-22	FY 2022-23	Description
9,000	9,000	9,000	Small construction tools and instruments and other hardware.
15,000	15,000	15,000	Air quality monitoring for measuring total dust, lead and asbestos particulates will be needed to replace lost and aging equipment.
7,700	7,700	7,700	Cellular phones for management, senior architects, construction management, Project Controls & Services field staff and other on-field personnel.
42,900	42,900	42,900	Materials Testing Lab supplies – radiology supplies, capping compound, concrete test molds, core drill bits, cylinder molds, shaker with trays, sieves set with pan, and toggle clamp.

Building Design and Construction
Budget Line Item Summary
Overhead Fund

FY 2020-21	FY 2021-22	FY 2022-23	Description
25,475	25,475	25,475	Personal protection gear, personal health and safety supplies – safety boots, vests, hard hats, first-aid kits, gloves, hard hats, safety glasses, respirators, overalls, and safety lights.
81,970	81,970	81,970	Office supplies and portable accessories.
50,000	50,000	50,000	General office supplies & stationeries including plotter paper, opaque bond, vellum paper, and toner.
9,100	9,100	9,100	Small construction tools and instruments and other hardware for MTL and SAR.
7,655	7,655	7,655	Supplies for interviewing panels, special events, professional workshops, and Public Works

Account		Approved FY 2020-21	Base FY 2021-22	Public Works FY 2021-22	Mayor FY 2021-22	Board of Supervisors FY 2021-22	Board of Supervisors FY 2022-23
549210	**Data Processing Supplies**	$ 697,379	$ 214,500	$ 214,500	$ -	$ -	$ 214,500

FY 2020-21	FY 2021-22	FY 2022-23	Description
29,000	29,000	29,000	Data processing and telecommuting supplies.
15,000	15,000	15,000	AV, Television and Projectors Purchase of display panels and projectors for conference rooms, new and or replacement AV supplies, display panels, projectors, and or screens with mounting systems for new and existing conference rooms. The organization relies on the displays in our heavily used conference rooms. Some of this budget is reserved for emergency replacement in the event of equipment failure which was experienced in the last fiscal year.
150,000	150,000	150,000	Replacement Workstations This is a replacement of 4+ years old high-end workstations that have reached the end of their useful life cycle. These high performance replacement workstations are required to meet the demanding requirements of 3D modeling and rendering software that are utilized by the Division's Architects and Landscape Architects to produce their work product. In addition, the newer technology of these workstations incorporates energy saving features to minimize power consumption.
20,500	20,500	20,500	Replacement of older laptops and tablets: The laptops and tablets will enable City personnel working in the field to have access to job-specific documentation including CAD drawings, specifications, contracts, written communications, etc. In addition to this job-specific information existing on City servers, these personnel need to be able to document and submit job specific information currently being submitted in paper form.

Account		Approved FY 2020-21	Base FY 2021-22	Public Works FY 2021-22	Mayor FY 2021-22	Board of Supervisors FY 2021-22	Board of Supervisors FY 2022-23
560000	**Equipment Purchases**	$ 149,959	$ -	$ 52,000	$ 52,000	$ 52,000	$ -

Equipment No.	Quantity	Total	Description
PW2201N	2	54,000	Concrete Grinder: One unit is to replace an older grinder and adding a second unit to improve work efficiency at the Materials Testing Lab. Demand for material testing has increased and the equipment will overall improve productivity in testing construction materials.

Building Design and Construction
Budget Line Item Summary
Overhead Fund

Account		Approved FY 2020-21	Base FY 2021-22	Public Works FY 2021-22	Mayor FY 2021-22	Board of Supervisors FY 2021-22	Board of Supervisors FY 2022-23
581210	**TIS-ISD Infrastructure**	$ 323,530	$ 334,315	$ 334,315	$ -	$ -	$ 334,315

Services for the radio communication infrastructure. As per DTIS.

Account		Approved FY 2020-21	Base FY 2021-22	Public Works FY 2021-22	Mayor FY 2021-22	Board of Supervisors FY 2021-22	Board of Supervisors FY 2022-23
581360	**TIS-Telephone**	$ 151,614	$ 142,699	$ 142,699	$ -	$ -	$ 142,699

As per performing department's recommendation.

Account		Approved FY 2020-21	Base FY 2021-22	Public Works FY 2021-22	Mayor FY 2021-22	Board of Supervisors FY 2021-22	Board of Supervisors FY 2022-23
581520	**SFGH-Medical Service**	$ 15,934	$ 15,934	$ 15,934	$ -	$ -	$ 15,934

As per performing department’s recommendation, medical examinations are required by OSHA for monitoring employees who are exposed to potentially hazardous chemical and physical agents. Also, employees who do frequent construction on-site visits receive Hepatitis B Immunization, Respirator and Hearing tests, x-rays, respirator, audiogram, and Lead & asbestos screening, inoculations (Hep B, TB, & Tetanus)

Account		Approved FY 2020-21	Base FY 2021-22	Public Works FY 2021-22	Mayor FY 2021-22	Board of Supervisors FY 2021-22	Board of Supervisors FY 2022-23
581065	**Real Estate Special Svcs**	$ 3,091	$ 3,227	$ 3,227	$ -	$ -	$ 3,227

For janitorial services.

Account		Approved FY 2020-21	Base FY 2021-22	Public Works FY 2021-22	Mayor FY 2021-22	Board of Supervisors FY 2021-22	Board of Supervisors FY 2022-23
581710	**Auto Maint. Central Shops**	$ 52,173	$ 51,740	$ 51,740	$ -	$ -	$ 51,740

As per performing department’s recommendation.

Account		Approved FY 2020-21	Base FY 2021-22	Public Works FY 2021-22	Mayor FY 2021-22	Board of Supervisors FY 2021-22	Board of Supervisors FY 2022-23
581740	**Fuel Central Shops**	$ 14,425	$ 15,715	$ 15,715	$ -	$ -	$ 15,715

As per performing department’s recommendation.

Building Design and Construction
Budget Line Item Summary
Overhead Fund

Account		Approved FY 2020-21	Base FY 2021-22	Public Works FY 2021-22	Mayor FY 2021-22	Board of Supervisors FY 2021-22	Board of Supervisors FY 2022-23
581051	**Light, Heat, & Power**	$ 13,401	$ -	$ -	$ -	$ -	$ -

As per performing department's recommendation.

Account		Approved FY 2020-21	Base FY 2021-22	Public Works FY 2021-22	Mayor FY 2021-22	Board of Supervisors FY 2021-22	Board of Supervisors FY 2022-23
581820	**Reproduction**	$ 83,514	$ 83,514	$ 83,514	$ -	$ -	$ 83,514

Reproduction services, mail services, developing photographic film, making prints and enlargements; printing of various forms.

Account		Approved FY 2020-21	Base FY 2021-22	Public Works FY 2021-22	Mayor FY 2021-22	Board of Supervisors FY 2021-22	Board of Supervisors FY 2022-23
581013	**PUC - Ueb**	$ -	$ -	$ -	$ -	$ -	$ -

For Project Pull, an internship in which high school students are paired with mentors in the profession of architecture, law, business, science, or engineering.

Account		Approved FY 2020-21	Base FY 2021-22	Public Works FY 2021-22	Mayor FY 2021-22	Board of Supervisors FY 2021-22	Board of Supervisors FY 2022-23
581067	**DPW-Building Repair**	$ 730,237	$ 730,237	$ 730,237	$ -	$ -	$ 730,237

As per performing department's recommendation.

Account		Approved FY 2020-21	Base FY 2021-22	Public Works FY 2021-22	Mayor FY 2021-22	Board of Supervisors FY 2021-22	Board of Supervisors FY 2022-23
581072	**DPW-GIS Mapping**	$ 20,000	$ 20,000	$ 20,000	$ -	$ -	$ 20,000

To update and maintain the Geographic Information Services (GIS) Base map layers and related data in concert with other departments to ensure data integrity, accuracy, and delivery; to process requests to perform data cleanup; to perform conversion of data between platforms; to generate maps, tables, and reports in response to users' request; to develop inter-departmental interfaces for access to GIS data layers; to provide GIS technical assistance and training to users; to identify opportunities for improving GIS data and access through automation.

Account		Approved FY 2020-21	Base FY 2021-22	Public Works FY 2021-22	Mayor FY 2021-22	Board of Supervisors FY 2021-22	Board of Supervisors FY 2022-23
581071	**DPW - Engineering**	$ 20,000	$ 20,000	$ 20,000	$ -	$ -	$ 20,000

For engineering design support for building maintenance.

Building Design and Construction
Budget Line Item Summary
Overhead Fund

Account		Approved FY 2020-21	Base FY 2021-22	Public Works FY 2021-22	Mayor FY 2021-22	Board of Supervisors FY 2021-22	Board of Supervisors FY 2022-23
581065	**ADM-Real Estate Special**	$ 3,091	$ 3,227	$ 3,227	$ -	$ -	$ 3,227

1680 Mission contracts for elevator & fire alarm services.

Account		Approved FY 2020-21	Base FY 2021-22	Public Works FY 2021-22	Mayor FY 2021-22	Board of Supervisors FY 2021-22	Board of Supervisors FY 2022-23
581083	**ADM-Real Estate 49 SVN**	$ 1,767,311	$ 1,767,311	$ 2,239,730	$ -	$ -	$ 2,239,730

As per performing department's recommendation.

Account		Approved FY 2020-21	Base FY 2021-22	Public Works FY 2021-22	Mayor FY 2021-22	Board of Supervisors FY 2021-22	Board of Supervisors FY 2022-23
581140	**DTIS-Isd Services**	$ 15,000	$ 15,000	$ 15,000	$ -	$ -	$ 15,000

Services for new and replacement phones for new staff.

Account		Approved FY 2020-21	Base FY 2021-22	Public Works FY 2021-22	Mayor FY 2021-22	Board of Supervisors FY 2021-22	Board of Supervisors FY 2022-23
581270	**CAT - Legal Services**	$ 100,000	$ 100,000	$ 100,000	$ -	$ -	$ 100,000

Non-project specific general advice.

Account		Approved FY 2020-21	Base FY 2021-22	Public Works FY 2021-22	Mayor FY 2021-22	Board of Supervisors FY 2021-22	Board of Supervisors FY 2022-23
581350	**GF-Emergency Communications**	$ 20,671	$ 20,671	$ 20,671	$ -	$ -	$ 20,671

Radio Replacement as per performing department's recommendation.

Account		Approved FY 2020-21	Base FY 2021-22	Public Works FY 2021-22	Mayor FY 2021-22	Board of Supervisors FY 2021-22	Board of Supervisors FY 2022-23
581410	**GSA - Facilities Mgmt Svcs**	$ 72,077	$ 69,730	$ 69,730	$ -	$ -	$ 69,730

For custodial services at Material Testing Lab.

Building Design and Construction
Budget Line Item Summary
Overhead Fund

Account		Approved FY 2020-21	Base FY 2021-22	Public Works FY 2021-22	Mayor FY 2021-22	Board of Supervisors FY 2021-22	Board of Supervisors FY 2022-23
581500	**Human Rights Commission**	$ 502,197	$ 480,701	$ 480,701	$ -	$ -	$ 480,701

Funding is required for the Human Rights Commission to monitor and enforce the 12B and 14B Provisions of the Administrative Code

Account		Approved FY 2020-21	Base FY 2021-22	Public Works FY 2021-22	Mayor FY 2021-22	Board of Supervisors FY 2021-22	Board of Supervisors FY 2022-23
581650	**Real Estate Leases Paid**	$ 349,600	$ -	$ -	$ -	$ -	$ -

FY 2020-21	FY 2021-22	FY 2022-23	Location
140,475	-	-	30 Van Ness, Suites 3000 and 3900 (18,551 sf)
200,167	-	-	30 Van Ness, Suites 4100, 4400 (26,434 sf)
8,958	-	-	30 Van Ness, Storage 4100 Mezzanine (1,183 sf)

Account		Approved FY 2020-21	Base FY 2021-22	Public Works FY 2021-22	Mayor FY 2021-22	Board of Supervisors FY 2021-22	Board of Supervisors FY 2022-23
581780	**OCA - Labor Standard Enforc**	$ 194,830	$ 194,830	$ 194,830	$ -	$ -	$ 194,830

Public Works' share of Elation system and for Office of Contract Administration to administer and enforce the requirements for prevailing wage rates associated with OLSE, Public Works construction contracts and Job Order Contracting (50K).

Account		Approved FY 2020-21	Base FY 2021-22	Public Works FY 2021-22	Mayor FY 2021-22	Board of Supervisors FY 2021-22	Board of Supervisors FY 2022-23
581920	**HRC - Surety bond**	$ 130,350	$ 130,350	$ 130,350	$ -	$ -	$ 130,350

Support of City Wide Surety Bond Assistance Program that provides technical assistance to Minority owned Business Enterprises and Women owned Business Enterprises.

Infrastructure Design & Construction
All Funds Summary
Fiscal Year 2021-22

Account	Account Title	IDS Fund	Overhead Fund	SR Market & Octavia CI	SR RMRA City Capital	SR RMRA County	SR Road	SR Services to Outside	SR Special Gas Tax St	Paid Time Off	Grand Total
501010	Perm Salaries-Misc-Regular	$ -	$ 4,300,510	$ -	$ -	$ -	$ -	$ -	$ -	$ 8,474,887	$ 12,775,398
505010	Temp Misc Regular Salaries	$ 659,456	$ 483,671	$ -	$ -	$ -	$ -	$ -	$ -	$ -	$ 1,143,127
511010	Overtime - Scheduled Misc	$ 633,913	$ 22,611	$ -	$ -	$ -	$ -	$ -	$ -	$ -	$ 656,524
		$ 1,293,369	**$ 4,806,792**	**$ -**	**$ -**	**$ -**	**$ -**	**$ -**	**$ -**	**$ 8,474,887**	**$ 14,575,049**
506070	Programmatic Projects-Budget	$ -	$ -	$ -	$ -	$ -	$ -	$ 1,000,000	$ -	$ -	$ 1,050,000
		$ -	**$ -**	**$ -**	**$ -**	**$ -**	**$ -**	**$ 1,000,000**	**$ -**	**$ -**	**$ 1,050,000**
513010	Retire City Misc	$ -	$ 927,048	$ -	$ -	$ -	$ -	$ -	$ -	$ -	$ 927,048
514010	Social Security (OASDI & HI)	$ 80,189	$ 240,938	$ -	$ -	$ -	$ -	$ -	$ -	$ -	$ 321,127
514020	Social Sec-Medicare(HI Only)	$ 18,755	$ 69,700	$ -	$ -	$ -	$ -	$ -	$ -	$ -	$ 88,455
515010	Health Service-City Match	$ -	$ 147,303	$ -	$ -	$ -	$ -	$ -	$ -	$ -	$ 147,303
515710	Dependent Coverage	$ -	$ 366,810	$ -	$ -	$ -	$ -	$ -	$ -	$ -	$ 366,810
516010	Dental Coverage	$ -	$ 42,096	$ -	$ -	$ -	$ -	$ -	$ -	$ -	$ 42,096
517010	Unemployment Insurance	$ 1,293	$ 4,807	$ -	$ -	$ -	$ -	$ -	$ -	$ 8,475	$ 14,575
519010	Fringe Adjustments-Budget	$ -	$ -	$ -	$ -	$ -	$ -	$ -	$ -	$ -	$ -
519110	Flexible Benefit Package	$ -	$ 43,344	$ -	$ -	$ -	$ -	$ -	$ -	$ -	$ 43,344
519120	Long Term Disability Insurance	$ -	$ 10,789	$ -	$ -	$ -	$ -	$ -	$ -	$ 33,138	$ 43,927
		$ 100,237	**$ 1,852,835**	**$ -**	**$ -**	**$ -**	**$ -**	**$ -**	**$ -**	**$ 41,613**	**$ 1,994,685**
520100	Overhead Recovery	$ -	$ (12,577,387)	$ -	$ -	$ -	$ -	$ -	$ -	$ (8,801,637)	$ (21,379,023)
520190	Department Overhead	$ 12,924,322	$ -	$ -	$ -	$ -	$ -	$ -	$ -	$ -	$ 12,924,322
520290	Division Overhead	$ 13,887,939	$ -	$ -	$ -	$ -	$ -	$ -	$ -	$ -	$ 13,887,939
520990	Other Overhead Charges	$ 7,491,085	$ -	$ -	$ -	$ -	$ -	$ -	$ -	$ -	$ 7,491,085
		$ 34,303,345	**$ (12,577,387)**	**$ -**	**$ -**	**$ -**	**$ -**	**$ -**	**$ -**	**$ (8,801,637)**	**$ 12,924,322**
521030	Air Travel - Employees	$ -	$ -	$ -	$ -	$ -	$ -	$ -	$ -	$ -	$ -
521050	Non-Air Travel - Employees	$ -	$ -	$ -	$ -	$ -	$ -	$ -	$ -	$ -	$ -
522000	Training - Budget	$ -	$ 104,450	$ -	$ -	$ -	$ -	$ -	$ -	$ -	$ 104,450
524010	Membership Fees	$ -	$ 3,026	$ -	$ -	$ -	$ -	$ -	$ -	$ -	$ 3,026
527000	Prof & Specialized Svcs-Bdgt	$ -	$ 46,050	$ -	$ -	$ -	$ -	$ -	$ -	$ -	$ 46,050
527610	Systems Consulting Services	$ -	$ 155,000	$ -	$ -	$ -	$ -	$ -	$ -	$ -	$ 155,000
528010	Scavenger Services	$ -	$ 17,500	$ -	$ -	$ -	$ -	$ -	$ -	$ -	$ 17,500
529110	Dp-Wp Equipment Maint	$ -	$ 10,400	$ -	$ -	$ -	$ -	$ -	$ -	$ -	$ 10,400
530410	Base Rent-Debt Svc-Bldg-Struct	$ -	$ -	$ -	$ -	$ -	$ -	$ -	$ -	$ -	$ 5,358,583
535000	Other Current Expenses - Bdgt	$ -	$ 783,469	$ -	$ -	$ -	$ -	$ -	$ -	$ -	$ 783,469
535960	Software Licensing Fees	$ -	$ 868,650	$ -	$ -	$ -	$ -	$ -	$ -	$ -	$ 868,650
		$ -	**$ 1,988,545**	**$ -**	**$ -**	**$ -**	**$ -**	**$ -**	**$ -**	**$ -**	**$ 7,347,128**
540000	Materials & Supplies-Budget	$ -	$ 205,352	$ -	$ -	$ -	$ -	$ -	$ -	$ -	$ 205,352
549210	Data Processing Supplies	$ -	$ 220,000	$ -	$ -	$ -	$ -	$ -	$ -	$ -	$ 220,000
		$ -	**$ 425,352**	**$ -**	**$ -**	**$ -**	**$ -**	**$ -**	**$ -**	**$ -**	**$ 425,352**
560000	Equipment Purchase-Budget	$ -	$ 45,000	$ -	$ -	$ -	$ -	$ -	$ -	$ -	$ 45,000
567000	Bldgs,Struct&Imprv Proj-Budget	$ -	$ -	$ 10,018,680	$ 16,164,228	$ 8,625,772	$ 2,867,138	$ -	$ 5,372,862	$ -	$ 53,048,442
584030	Capital Renewal Projects	$ -	$ -	$ -	$ -	$ -	$ -	$ -	$ -	$ -	$ -
		$ -	**$ 45,000**	**$ 10,018,680**	**$ 16,164,228**	**$ 8,625,772**	**$ 2,867,138**	**$ -**	**$ 5,372,862**	**$ -**	**$ 53,093,442**
500010	Facilities Maintenance-Budget	$ -	$ -	$ -	$ -	$ -	$ -	$ -	$ -	$ -	$ -
		$ -	**$ -**	**$ -**	**$ -**	**$ -**	**$ -**	**$ -**	**$ -**	**$ -**	**$ -**
581013	GF-PUC-Ueb	$ -	$ -	$ -	$ -	$ -	$ -	$ -	$ -	$ -	$ -
581051	GF-PUC-Light Heat & Power	$ -	$ -	$ -	$ -	$ -	$ -	$ -	$ -	$ -	$ -
581065	Adm-Real Estate Special Svcs	$ -	$ -	$ -	$ -	$ -	$ -	$ -	$ -	$ -	$ -
581067	Sr-DPW-Building Repair	$ -	$ 599,600	$ -	$ -	$ -	$ -	$ -	$ -	$ -	$ 599,600
581072	Sr-DPW-Geog. Information Sys	$ -	$ 20,000	$ -	$ -	$ -	$ -	$ -	$ -	$ -	$ 20,000
581083	ADM-Real Estate 49 SVN Rent	$ -	$ 5,000,339	$ -	$ -	$ -	$ -	$ -	$ -	$ -	$ 5,000,339
581140	DT Technology Projects	$ -	$ 15,000	$ -	$ -	$ -	$ -	$ -	$ -	$ -	$ 15,000
581210	DT Technology Infrastructure	$ -	$ 214,171	$ -	$ -	$ -	$ -	$ -	$ -	$ -	$ 214,171
581250	GF-City Planning	$ -	$ 247,687	$ -	$ -	$ -	$ -	$ -	$ -	$ -	$ 247,687
581270	GF-City Attorney-Legal Service	$ -	$ 100,000	$ -	$ -	$ -	$ -	$ -	$ -	$ -	$ 100,000
581350	GF-Emergency Communications	$ -	$ 24,921	$ -	$ -	$ -	$ -	$ -	$ -	$ -	$ 24,921
581360	DT Telecommunications Services	$ -	$ 96,442	$ -	$ -	$ -	$ -	$ -	$ -	$ -	$ 96,442
581410	GF-GSA-Facilities Mgmt Svcs	$ -	$ -	$ -	$ -	$ -	$ -	$ -	$ -	$ -	$ -
581500	GF-Human Rights Commission	$ -	$ 480,703	$ -	$ -	$ -	$ -	$ -	$ -	$ -	$ 480,703
581520	Ef-SFGH-Medical Service	$ -	$ 22,281	$ -	$ -	$ -	$ -	$ -	$ -	$ -	$ 22,281
581650	Leases Paid To Real Estate	$ -	$ 40,911	$ -	$ -	$ -	$ -	$ -	$ -	$ -	$ 40,911
581710	Is-Purch-Centrl Shop-AutoMaint	$ -	$ 64,950	$ -	$ -	$ -	$ -	$ -	$ -	$ -	$ 64,950
581730	Is-Purch-Vehicle Leasing (AAO)	$ -	$ -	$ -	$ -	$ -	$ -	$ -	$ -	$ -	$ -
581740	Is-Purch-Centrl Shop-FuelStock	$ -	$ 21,213	$ -	$ -	$ -	$ -	$ -	$ -	$ -	$ 21,213
581780	OCA-Labor Standard Enforcement	$ -	$ 144,830	$ -	$ -	$ -	$ -	$ -	$ -	$ -	$ 144,830
581790	GF-Purch-Mail Services	$ -	$ -	$ -	$ -	$ -	$ -	$ -	$ -	$ -	$ -
581810	Is-GSA-Flet Pol-CarsHRe Vehcle	$ -	$ -	$ -	$ -	$ -	$ -	$ -	$ -	$ -	$ -
581820	Is-Purch-Reproduction	$ -	$ 160,000	$ -	$ -	$ -	$ -	$ -	$ -	$ -	$ 160,000
581860	GF-Real Estate Service	$ -	$ -	$ -	$ -	$ -	$ -	$ -	$ -	$ -	$ -
581890	GF-Rent Paid To Real Estate	$ -	$ 11,543	$ -	$ -	$ -	$ -	$ -	$ -	$ -	$ 11,543
581920	GF-HRc Surety Bond	$ -	$ 130,350	$ -	$ -	$ -	$ -	$ -	$ -	$ -	$ 130,350
		$ -	**$ 7,394,941**	**$ -**	**$ -**	**$ -**	**$ -**	**$ -**	**$ -**	**$ -**	**$ 7,394,941**
598040	Designated For General Reserve	$ -	$ -	$ -	$ -	$ -	$ -	$ -	$ -	$ 285,136	$ 285,136
		$ -	**$ -**	**$ -**	**$ -**	**$ -**	**$ -**	**$ -**	**$ -**	**$ 285,136**	**$ 285,136**
		$ 35,696,951	**$ 3,936,079**	**$ 10,018,680**	**$ 16,164,228**	**$ 8,625,772**	**$ 2,867,138**	**$ 1,000,000**	**$ 5,372,862**	**$ (1)**	**$ 99,090,054**

Infrastructure Design & Construction
All Funds Summary
Fiscal Year 2022-23

Account	Account Title	CPSIF COP REFUNDING S	CPSIF Street Impvt-Fed	IDS Fund	Overhead Fund	Continuing Funds	Paid Time Off	Grand Total
501010	Perm Salaries-Misc-Regular	$ -	$ -	$ -	$ 4,512,664	$ -	$ 8,653,244	$ 13,165,907
505010	Temp Misc Regular Salaries	$ -	$ -	$ 671,456	$ 483,671	$ -	$ -	$ 1,155,127
511010	Overtime - Scheduled Misc	$ -	$ -	$ 667,913	$ 22,611	$ -	$ -	$ 690,524
		$ -	**$ -**	**$ 1,339,369**	**$ 5,018,946**	**$ -**	**$ 8,653,244**	**$ 15,011,558**
506070	Programmatic Projects-Budget	$ -	$ -	$ -	$ -	$ 50,000	$ -	$ 50,000
		$ -	**$ -**	**$ -**	**$ -**	**$ 50,000**	**$ -**	**$ 50,000**
513010	Retire City Misc	$ -	$ -	$ -	$ 876,984	$ -	$ -	$ 876,984
514010	Social Security (OASDI & HI)	$ -	$ -	$ 83,041	$ 249,618	$ -	$ -	$ 332,659
514020	Social Sec-Medicare(HI Only)	$ -	$ -	$ 19,422	$ 72,775	$ -	$ -	$ 92,197
515010	Health Service-City Match	$ -	$ -	$ -	$ 156,143	$ -	$ -	$ 156,143
515710	Dependent Coverage	$ -	$ -	$ -	$ 388,813	$ -	$ -	$ 388,813
516010	Dental Coverage	$ -	$ -	$ -	$ 43,774	$ -	$ -	$ 43,774
517010	Unemployment Insurance	$ -	$ -	$ 1,339	$ 5,020	$ -	$ 8,654	$ 15,013
519010	Fringe Adjustments-Budget	$ -	$ -	$ -	$ -	$ -	$ -	$ -
519110	Flexible Benefit Package	$ -	$ -	$ -	$ 45,949	$ -	$ -	$ 45,949
519120	Long Term Disability Insurance	$ -	$ -	$ -	$ 11,323	$ -	$ 33,836	$ 45,159
		$ -	**$ -**	**$ 103,802**	**$ 1,850,399**	**$ -**	**$ 42,490**	**$ 1,996,691**
520100	Overhead Recovery	$ -	$ -	$ -	$ (14,083,032)	$ -	$ (8,907,334)	$ (22,990,366)
520190	Department Overhead	$ -	$ -	$ 14,051,510	$ -	$ -	$ -	$ 14,051,510
520290	Division Overhead	$ -	$ -	$ 15,438,537	$ -	$ -	$ -	$ 15,438,537
520990	Other Overhead Charges	$ -	$ -	$ 7,551,829	$ -	$ -	$ -	$ 7,551,829
		$ -	**$ -**	**$ 37,041,876**	**$ (14,083,032)**	**$ -**	**$ (8,907,334)**	**$ 14,051,510**
521030	Air Travel - Employees	$ -	$ -	$ -	$ -	$ -	$ -	$ -
521050	Non-Air Travel - Employees	$ -	$ -	$ -	$ -	$ -	$ -	$ -
522000	Training - Budget	$ -	$ -	$ -	$ 104,450	$ -	$ -	$ 104,450
524010	Membership Fees	$ -	$ -	$ -	$ 3,026	$ -	$ -	$ 3,026
527000	Prof & Specialized Svcs-Bdgt	$ -	$ -	$ -	$ 46,050	$ -	$ -	$ 46,050
527610	Systems Consulting Services	$ -	$ -	$ -	$ 155,000	$ -	$ -	$ 155,000
528010	Scavenger Services	$ -	$ -	$ -	$ 17,500	$ -	$ -	$ 17,500
529110	Dp-Wp Equipment Maint	$ -	$ -	$ -	$ 10,400	$ -	$ -	$ 10,400
530410	Base Rent-Debt Svc-Bldg-Struct	$ -	$ -	$ -	$ -	$ 5,358,583	$ -	$ 5,358,583
535000	Other Current Expenses - Bdgt	$ -	$ -	$ -	$ 783,469	$ -	$ -	$ 783,469
535960	Software Licensing Fees	$ -	$ -	$ -	$ 581,150	$ -	$ -	$ 581,150
		$ -	**$ -**	**$ -**	**$ 1,701,045**	**$ 5,358,583**	**$ -**	**$ 7,059,628**
540000	Materials & Supplies-Budget	$ -	$ -	$ -	$ 197,352	$ -	$ -	$ 197,352
549210	Data Processing Supplies	$ -	$ -	$ -	$ 220,000	$ -	$ -	$ 220,000
		$ -	**$ -**	**$ -**	**$ 417,352**	**$ -**	**$ -**	**$ 417,352**
560000	Equipment Purchase-Budget	$ -	$ -	$ 147,572	$ -	$ -	$ -	$ 147,572
567000	Bldgs,Struct&Imprv Proj-Budget	$ -	$ -	$ -	$ -	$ -	$ -	$ -
584030	Capital Renewal Projects	$ -	$ -	$ -	$ -	$ -	$ -	$ -
		$ -	**$ -**	**$ 147,572**	**$ -**	**$ -**	**$ -**	**$ 147,572**
500010	Facilities Maintenance-Budget	$ -	$ -	$ -	$ -	$ -	$ -	$ -
		$ -	**$ -**	**$ -**	**$ -**	**$ -**	**$ -**	**$ -**
581013	GF-PUC-Ueb	$ -	$ -	$ -	$ -	$ -	$ -	$ -
581051	GF-PUC-Light Heat & Power	$ -	$ -	$ -	$ -	$ -	$ -	$ -
581065	Adm-Real Estate Special Svcs	$ -	$ -	$ -	$ -	$ -	$ -	$ -
581067	Sr-DPW-Building Repair	$ -	$ -	$ -	$ 599,600	$ -	$ -	$ 599,600
581072	Sr-DPW-Geog. Information Sys	$ -	$ -	$ -	$ 20,000	$ -	$ -	$ 20,000
581083	ADM-Real Estate 49 SVN Rent	$ -	$ -	$ -	$ 5,000,339	$ -	$ -	$ 5,000,339
581140	DT Technology Projects	$ -	$ -	$ -	$ 15,000	$ -	$ -	$ 15,000
581210	DT Technology Infrastructure	$ -	$ -	$ -	$ 214,171	$ -	$ -	$ 214,171
581250	GF-City Planning	$ -	$ -	$ -	$ 304,061	$ -	$ -	$ 304,061
581270	GF-City Attorney-Legal Service	$ -	$ -	$ -	$ 100,000	$ -	$ -	$ 100,000
581350	GF-Emergency Communications	$ -	$ -	$ -	$ 24,921	$ -	$ -	$ 24,921
581360	DT Telecommunications Services	$ -	$ -	$ -	$ 96,442	$ -	$ -	$ 96,442
581410	GF-GSA-Facilities Mgmt Svcs	$ -	$ -	$ -	$ -	$ -	$ -	$ -
581500	GF-Human Rights Commission	$ -	$ -	$ -	$ 480,703	$ -	$ -	$ 480,703
581520	Ef-SFGH-Medical Service	$ -	$ -	$ -	$ 22,281	$ -	$ -	$ 22,281
581650	Leases Paid To Real Estate	$ -	$ -	$ -	$ 40,911	$ -	$ -	$ 40,911
581710	Is-Purch-Centrl Shop-AutoMaint	$ -	$ -	$ -	$ 64,950	$ -	$ -	$ 64,950
581730	Is-Purch-Vehicle Leasing (AAO)	$ -	$ -	$ -	$ -	$ -	$ -	$ -
581740	Is-Purch-Centrl Shop-FuelStock	$ -	$ -	$ -	$ 21,213	$ -	$ -	$ 21,213
581780	OCA-Labor Standard Enforcement	$ -	$ -	$ -	$ 144,830	$ -	$ -	$ 144,830
581790	GF-Purch-Mail Services	$ -	$ -	$ -	$ -	$ -	$ -	$ -
581810	Is-GSA-Flet Pol-CarsHRe Vehcle	$ -	$ -	$ -	$ -	$ -	$ -	$ -
581820	Is-Purch-Reproduction	$ -	$ -	$ -	$ 160,000	$ -	$ -	$ 160,000
581860	GF-Real Estate Service	$ -	$ -	$ -	$ -	$ -	$ -	$ -
581890	GF-Rent Paid To Real Estate	$ -	$ -	$ -	$ 11,543	$ -	$ -	$ 11,543
581920	GF-HRc Surety Bond	$ -	$ -	$ -	$ 130,350	$ -	$ -	$ 130,350
		$ -	**$ -**	**$ -**	**$ 7,451,315**	**$ -**	**$ -**	**$ 7,451,315**
598040	Designated For General Reserve	$ -	$ -	$ -	$ -	$ -	$ 211,600	$ 211,600
		$ -	**$ -**	**$ -**	**$ -**	**$ -**	**$ 211,600**	**$ 211,600**
		$ -	**$ -**	**$ 38,632,619**	**$ 2,356,025**	**$ 5,408,583**	**$ 0**	**$ 46,397,227**

Infrastructure Design & Construction
Position Summary
Fiscal Year 2021-22

Job Class ID	Job Class Title	10040 IDS Fund FTE	10040 IDS Fund Amount	13920 Overhead Fund FTE	13920 Overhead Fund Amount	Total FTE	Total Amount
0922	Manager I	1.00	$ -	-	$ -	1.00	$ -
0923	Manager II	-	$ -	1.00	$ 155,931	1.00	$ 155,931
0931	Manager III	-	$ -	-	$ -	-	$ -
0932	Manager IV	-	$ -	1.00	$ 180,471	1.00	$ 180,471
0933	Manager V	-	$ -	3.00	$ 584,026	3.00	$ 584,026
0942	Manager VII	-	$ -	3.00	$ 671,478	3.00	$ 671,478
0942	Manager VII	-	$ -	1.00	$ 223,826	1.00	$ 223,826
1053	IS Business Analyst-Senior	-	$ -	-	$ -	-	$ -
1063	IS Programmer Analyst-Senior	1.00	$ -	-	$ -	1.00	$ -
1070	IS Project Director	1.00	$ -	-	$ -	1.00	$ -
1093	IT Operations Support Administrator III	-	$ -	1.00	$ 109,766	1.00	$ 109,766
1312	Public Information Officer	1.00	$ -	-	$ -	1.00	$ -
1312	Public Information Officer	1.00	$ -	-	$ -	1.00	$ -
1312	Public Information Officer	1.00	$ -	-	$ -	1.00	$ -
1314	Public Relations Officer	-	$ -	-	$ -	-	$ -
1314	Public Relations Officer	1.00	$ -	-	$ -	1.00	$ -
1314	Public Relations Officer	1.00	$ -	-	$ -	1.00	$ -
1404	Clerk	-	$ -	1.00	$ 66,385	1.00	$ 66,385
1404	Clerk	-	$ -	(1.00)	$ (66,385)	(1.00)	$ (66,385)
1408	Principal Clerk	1.00	$ -	1.00	$ 90,924	2.00	$ 90,924
1408	Principal Clerk	(1.00)	$ -	1.00	$ 90,924	-	$ 90,924
1426	Senior Clerk Typist	-	$ -	-	$ -	-	$ -
1450	Executive Secretary I	-	$ -	1.00	$ 90,924	1.00	$ 90,924
1820	Junior Administrative Analyst	1.00	$ -	1.00	$ 81,676	2.00	$ 81,676
1820	Junior Administrative Analyst	-	$ -	1.00	$ 81,676	1.00	$ 81,676
1820	Junior Administrative Analyst	-	$ -	1.00	$ 81,676	1.00	$ 81,676
1822	Administrative Analyst	7.00	$ -	1.00	$ 107,408	8.00	$ 107,408
1823	Senior Administrative Analyst	4.00	$ -	3.00	$ 375,490	7.00	$ 375,490
1823	Senior Administrative Analyst	1.00	$ -	(1.00)	$ (125,163)	-	$ (125,163)
1824	Principal Administrative Analyst	1.00	$ -	1.00	$ 144,907	2.00	$ 144,907
1840	Junior Management Assistant	1.00	$ -	2.00	$ 174,164	3.00	$ 174,164
1840	Junior Management Assistant	-	$ -	(1.00)	$ (87,082)	(1.00)	$ (87,082)
1842	Management Assistant	2.00	$ -	4.00	$ 395,393	6.00	$ 395,393
1842	Management Assistant	(1.00)	$ -	1.00	$ 98,848	-	$ 98,848
1844	Senior Management Assistant	-	$ -	1.00	$ 113,291	1.00	$ 113,291
1924	Materials And Supplies Supervisor	-	$ -	-	$ -	-	$ -
5174	Administrative Engineer	7.00	$ -	-	$ -	7.00	$ -
5203	Assistant Engineer	-	$ -	-	$ -	-	$ -
5207	Associate Engineer	186.00	$ -	2.00	$ 292,834	188.00	$ 292,834
5207	Associate Engineer	1.00	$ -	(1.00)	$ (146,417)	-	$ (146,417)
5211	Engineer/Architect/Landscape Architect Senior	8.00	$ -	3.00	$ 588,637	11.00	$ 588,637
5211	Engineer/Architect/Landscape Architect Senior	(1.00)	$ -	1.00	$ 196,212	-	$ 196,212
5211	Engineer/Architect/Landscape Architect Senior	-	$ -	(1.00)	$ (196,212)	(1.00)	$ (196,212)
5212	Engineer/Architect Principal	2.00	$ -	3.00	$ 734,762	5.00	$ 734,762
5212	Engineer/Architect Principal	(1.00)	$ -	1.00	$ 244,921	-	$ 244,921
5218	Structural Engineer	3.00	$ -	-	$ -	3.00	$ -
5241	Engineer	40.00	$ -	-	$ -	40.00	$ -
5262	Landscape Architectural Associate 1	1.00	$ -	-	$ -	1.00	$ -
5265	Architectural Associate I	-	$ -	-	$ -	-	$ -
5314	Survey Associate	2.00	$ -	-	$ -	2.00	$ -
5362	Engineering Assistant	7.00	$ -	-	$ -	7.00	$ -
5364	Engineering Associate I	11.00	$ -	-	$ -	11.00	$ -
5366	Engineering Associate II	4.00	$ -	-	$ -	4.00	$ -
5502	Project Manager I	3.00	$ -	-	$ -	3.00	$ -
5504	Project Manager II	4.00	$ -	-	$ -	4.00	$ -
5506	Project Manager III	4.00	$ -	-	$ -	4.00	$ -
5508	Project Manager IV	-	$ -	1.00	$ 265,035	1.00	$ 265,035
5601	Utility Analyst	-	$ -	-	$ -	-	$ -
5602	Utility Specialist	1.00	$ -	-	$ -	1.00	$ -
5620	Regulatory Specialist	1.00	$ -	1.00	$ 130,252	2.00	$ 130,252
6317	Assistant Construction Inspector	2.00	$ -	-	$ -	2.00	$ -
6318	Construction Inspector	30.00	$ -	-	$ -	30.00	$ -
6319	Senior Contruction Inspector	6.00	$ -	-	$ -	6.00	$ -
6335	Disability Access Coordinator	-	$ -	1.00	$ 189,508	1.00	$ 189,508
9251	Public Relations Manager	-	$ -	-	$ -	-	$ -

Infrastructure Design & Construction
Position Summary
Fiscal Year 2021-22

Job Class ID	Job Class Title	10040 IDS Fund FTE	10040 IDS Fund Amount	13920 Overhead Fund FTE	13920 Overhead Fund Amount	Total FTE	Total Amount
9254	**Airport Communications Officer**	-	$ -	-	$ -	-	$ -
9991	**One Day Adjustment - Misc**	-	$ -	-	$ 15,281	-	$ 15,281
9991	**One Day Adjustment - Misc**	-	$ -	-	$ 319	-	$ 319
9991	**One Day Adjustment - Misc**	-	$ -	-	$ 956	-	$ 956
9991	**One Day Adjustment - Misc**	-	$ -	-	$ 355	-	$ 355
9991	**One Day Adjustment - Misc**	-	$ -	-	$ 766	-	$ 766
9991	**One Day Adjustment - Misc**	-	$ -	-	$ (572)	-	$ (572)
9991	**One Day Adjustment - Misc**	-	$ -	-	$ 386	-	$ 386
9991	**One Day Adjustment - Misc**	-	$ -	-	$ (260)	-	$ (260)
9991	**One Day Adjustment - Misc**	-	$ -	-	$ (489)	-	$ (489)
9991	**One Day Adjustment - Misc**	-	$ -	-	$ 109	-	$ 109
9991	**One Day Adjustment - Misc**	-	$ -	-	$ (22)	-	$ (22)
9993	**Attrition Savings - Miscellaneous**	-	$ -	(4.09)	$ (629,077)	(4.09)	$ (629,077)
9994	**MCCP Offset - Misc**	-	$ -	-	$ 9,791	-	$ 9,791
9996	**Estimated Project Funding - Misc**	-	$ -	-	$ (1,016,845)	-	$ (1,016,845)
OVER	**Overtime - Miscellaneous**	-	$ 633,913	-	$ 22,611	-	$ 656,524
STEP	**Step Adjustments, Miscellaneous**	-	$ -	-	$ (20,274)	-	$ (20,274)
TEMP	**Temporary - Miscellaneous**	5.80	$ 659,456	4.26	$ 483,671	10.06	$ 1,143,127
		350.80	**$ 1,293,369**	**38.17**	**$ 4,806,792**	**388.97**	**$ 6,100,161**

Infrastructure Design & Construction
Position Summary
Fiscal Year 2022-23

Job Class ID	Job Class Title	10040 IDS Fund FTE	10040 IDS Fund Amount	13920 Overhead Fund FTE	13920 Overhead Fund Amount	Total FTE	Total Amount
0922	Manager I	1.00	$ -	-	$ -	1.00	$ -
0923	Manager II	-	$ -	1.00	$ 163,714	1.00	$ 163,714
0931	Manager III	-	$ -	-	$ -	-	$ -
0932	Manager IV	-	$ -	1.00	$ 189,479	1.00	$ 189,479
0933	Manager V	-	$ -	3.00	$ 613,177	3.00	$ 613,177
0942	Manager VII	-	$ -	3.00	$ 704,994	3.00	$ 704,994
0942	Manager VII	-	$ -	1.00	$ 234,998	1.00	$ 234,998
1053	IS Business Analyst-Senior	-	$ -	-	$ -	-	$ -
1063	IS Programmer Analyst-Senior	1.00	$ -	-	$ -	1.00	$ -
1070	IS Project Director	1.00	$ -	-	$ -	1.00	$ -
1093	IT Operations Support Administrator III	-	$ -	1.00	$ 115,245	1.00	$ 115,245
1312	Public Information Officer	1.00	$ -	-	$ -	1.00	$ -
1312	Public Information Officer	1.00	$ -	-	$ -	1.00	$ -
1312	Public Information Officer	1.00	$ -	-	$ -	1.00	$ -
1314	Public Relations Officer	-	$ -	-	$ -	-	$ -
1314	Public Relations Officer	1.00	$ -	-	$ -	1.00	$ -
1314	Public Relations Officer	1.00	$ -	-	$ -	1.00	$ -
1404	Clerk	-	$ -	1.00	$ 69,698	1.00	$ 69,698
1404	Clerk	-	$ -	(1.00)	$ (69,698)	(1.00)	$ (69,698)
1408	Principal Clerk	1.00	$ -	1.00	$ 95,463	2.00	$ 95,463
1408	Principal Clerk	(1.00)	$ -	1.00	$ 95,463	-	$ 95,463
1426	Senior Clerk Typist	-	$ -	-	$ -	-	$ -
1450	Executive Secretary I	-	$ -	1.00	$ 95,463	1.00	$ 95,463
1820	Junior Administrative Analyst	1.00	$ -	1.00	$ 85,753	2.00	$ 85,753
1820	Junior Administrative Analyst	-	$ -	1.00	$ 85,753	1.00	$ 85,753
1820	Junior Administrative Analyst	-	$ -	1.00	$ 85,753	1.00	$ 85,753
1822	Administrative Analyst	7.00	$ -	1.00	$ 112,769	8.00	$ 112,769
1823	Senior Administrative Analyst	4.00	$ -	3.00	$ 394,232	7.00	$ 394,232
1823	Senior Administrative Analyst	1.00	$ -	(1.00)	$ (131,410)	-	$ (131,410)
1824	Principal Administrative Analyst	1.00	$ -	1.00	$ 152,139	2.00	$ 152,139
1840	Junior Management Assistant	1.00	$ -	2.00	$ 182,856	3.00	$ 182,856
1840	Junior Management Assistant	-	$ -	(1.00)	$ (91,428)	(1.00)	$ (91,428)
1842	Management Assistant	2.00	$ -	4.00	$ 415,128	6.00	$ 415,128
1842	Management Assistant	(1.00)	$ -	1.00	$ 103,782	-	$ 103,782
1844	Senior Management Assistant	-	$ -	1.00	$ 118,946	1.00	$ 118,946
1924	Materials And Supplies Supervisor	-	$ -	-	$ -	-	$ -
5174	Administrative Engineer	7.00	$ -	-	$ -	7.00	$ -
5203	Assistant Engineer	-	$ -	-	$ -	-	$ -
5207	Associate Engineer	186.00	$ -	2.00	$ 307,451	188.00	$ 307,451
5207	Associate Engineer	1.00	$ -	(1.00)	$ (153,725)	-	$ (153,725)
5211	Engineer/Architect/Landscape Architect Senior	8.00	$ -	3.00	$ 618,018	11.00	$ 618,018
5211	Engineer/Architect/Landscape Architect Senior	(1.00)	$ -	1.00	$ 206,006	-	$ 206,006
5211	Engineer/Architect/Landscape Architect Senior	-	$ -	(1.00)	$ (206,006)	(1.00)	$ (206,006)
5212	Engineer/Architect Principal	2.00	$ -	3.00	$ 771,437	5.00	$ 771,437
5212	Engineer/Architect Principal	(1.00)	$ -	1.00	$ 257,145	-	$ 257,145
5218	Structural Engineer	3.00	$ -	-	$ -	3.00	$ -
5241	Engineer	40.00	$ -	-	$ -	40.00	$ -
5262	Landscape Architectural Associate 1	1.00	$ -	-	$ -	1.00	$ -
5265	Architectural Associate I	-	$ -	-	$ -	-	$ -
5314	Survey Associate	2.00	$ -	-	$ -	2.00	$ -
5362	Engineering Assistant	7.00	$ -	-	$ -	7.00	$ -
5364	Engineering Associate I	11.00	$ -	-	$ -	11.00	$ -
5366	Engineering Associate II	4.00	$ -	-	$ -	4.00	$ -
5502	Project Manager I	3.00	$ -	-	$ -	3.00	$ -
5504	Project Manager II	4.00	$ -	-	$ -	4.00	$ -
5506	Project Manager III	4.00	$ -	-	$ -	4.00	$ -
5508	Project Manager IV	-	$ -	1.00	$ 278,264	1.00	$ 278,264
5601	Utility Analyst	-	$ -	-	$ -	-	$ -
5602	Utility Specialist	1.00	$ -	-	$ -	1.00	$ -
5620	Regulatory Specialist	1.00	$ -	1.00	$ 136,753	2.00	$ 136,753
6317	Assistant Construction Inspector	2.00	$ -	-	$ -	2.00	$ -
6318	Construction Inspector	30.00	$ -	-	$ -	30.00	$ -
6319	Senior Contruction Inspector	6.00	$ -	-	$ -	6.00	$ -
6335	Disability Access Coordinator	-	$ -	1.00	$ 198,966	1.00	$ 198,966
9251	Public Relations Manager	-	$ -	-	$ -	-	$ -
9254	Airport Communications Officer	-	$ -	-	$ -	-	$ -
9991	One Day Adjustment - Misc	-	$ -	-	$ 15,688	-	$ 15,688
9991	One Day Adjustment - Misc	-	$ -	-	$ 330	-	$ 330

Infrastructure Design & Construction
Position Summary
Fiscal Year 2022-23

Job Class ID	Job Class Title	10040 IDS Fund FTE	10040 IDS Fund Amount	13920 Overhead Fund FTE	13920 Overhead Fund Amount	Total FTE	Total Amount
9991	**One Day Adjustment - Misc**	-	$ -	-	$ 989	-	$ 989
9991	**One Day Adjustment - Misc**	-	$ -	-	$ 367	-	$ 367
9991	**One Day Adjustment - Misc**	-	$ -	-	$ 792	-	$ 792
9991	**One Day Adjustment - Misc**	-	$ -	-	$ (591)	-	$ (591)
9991	**One Day Adjustment - Misc**	-	$ -	-	$ 399	-	$ 399
9991	**One Day Adjustment - Misc**	-	$ -	-	$ (268)	-	$ (268)
9991	**One Day Adjustment - Misc**	-	$ -	-	$ (506)	-	$ (506)
9991	**One Day Adjustment - Misc**	-	$ -	-	$ 112	-	$ 112
9991	**One Day Adjustment - Misc**	-	$ -	-	$ (21)	-	$ (21)
9993	**Attrition Savings - Miscellaneous**	-	$ -	(4.09)	$ (660,476)	(4.09)	$ (660,476)
9994	**MCCP Offset - Misc**	-	$ -	-	$ 10,280	-	$ 10,280
9996	**Estimated Project Funding - Misc**	-	$ -	-	$ (1,069,723)	-	$ (1,069,723)
OVER	**Overtime - Miscellaneous**	-	$ 667,913	-	$ 22,611	-	$ 690,524
STEP	**Step Adjustments, Miscellaneous**	-	$ -	-	$ (21,286)	-	$ (21,286)
TEMP	**Temporary - Miscellaneous**	5.72	$ 671,456	4.13	$ 483,671	9.85	$ 1,155,127
		350.72	**$ 1,339,369**	**38.04**	**$ 5,018,946**	**388.76**	**$ 6,358,315**

Infrastructure Design and Construction
Budget Line Item Summary
Inter-Departmental Services Fund

Expenditure Budget

Description of Services:

The Infrastructure Design and Construction Division provides project management, planning, design, and construction management services, Task Force, and design services during construction for City capital projects as well as engineering consultation and management assistance dealing with City streets, wastewater, water and AWSS system facilities, and City Buildings and Structures. Capital projects include city projects with various City agencies such as Fire Department, Rec & Park, Municipal Transportation Agency, and Public Utilities Commission.
The Inter-Departmental Services Fund budget is primarily supported by work orders, bond programs, State and Federal grants, and the General Fund.

Number of Permanent Positions:

Total permanent budgeted FTE positions:	345.00
Total increase (decrease) of permanent budgeted FTE positions:	4.00

Position Reassignment

FTE	Job Class	Job Class Title	From	To	Reference No.
(1.00)	5212	Engineer/Architect Principal	IDC - IDS	IDC - OHF	1068713
(1.00)	1408	Principal Clerk	IDC - IDS	IDC - OHF	1096434
(1.00)	5211	Eng/Arch/Landscape Arch Sr	IDC - IDS	IDC - OHF	1102952
(1.00)	1842	Management Assistant	IDC - IDS	IDC - OHF	1120545
1.00	5207	Assoc Engineer	IDC - OHF	IDC - IDS	1118063
1.00	1823	Senior Administrative Analyst	IDC - OHF	IDC - IDS	1140381
1.00	922	Manager I	GEN-IDS	IDC-IDS	1116152
1.00	1312	Public Information Officer	GEN-IDS	IDC-IDS	1134134
1.00	1312	Public Information Officer	GEN-IDS	IDC-IDS	1125454
1.00	1312	Public Information Officer	GEN-IDS	IDC-IDS	1127374
1.00	1314	Public Relations Officer	GEN-IDS	IDC-IDS	1097055
1.00	1314	Public Relations Officer	GEN-IDS	IDC-IDS	1134125

Account		Approved FY 2020-21	Base FY 2021-22	Public Works FY 2021-22	Mayor FY 2021-22	Board of Supervisors FY 2021-22	Board of Supervisors FY 2022-23
501010	Permanent Salaries	$ -	$ -	$ -	$ -	$ -	$ -

Account		Approved FY 2020-21	Base FY 2021-22	Public Works FY 2021-22	Mayor FY 2021-22	Board of Supervisors FY 2021-22	Board of Supervisors FY 2022-23
505010	Temporary Salaries	$ 460,456	$ 460,456	$ 659,456	$ -	$ -	$ 671,456

Classification	Total	Temporary Pay Purpose
5380	848,575	Part-time college interns to help with various projects.
5381	169,715	

Infrastructure Design and Construction
Budget Line Item Summary

Inter-Departmental Services Fund

Account		Approved FY 2020-21	Base FY 2021-22	Public Works FY 2021-22	Mayor FY 2021-22	Board of Supervisors FY 2021-22	Board of Supervisors FY 2022-23
511010	**Overtime Pay**	$ 116,913	$ 116,913	$ 633,913	$ -	$ -	$ 667,913

Classification	Hourly Rate	Hours	Subtotal	Purpose
5203	85.13	813	69,217	Engineering Services: driven by mandated funding deadlines, operational needs, public and community demands, right-of-way needs or constraints, and for emergency work.
5207	65.41	1,137	74,364	
5241	75.75	379	28,705	
5362	41.94	112	4,677	
5364	46.50	223	10,368	
6318	56.78	1,208	68,575	
6319	62.60	1,208	75,603	

Account		Approved FY 2020-21	Base FY 2021-22	Public Works FY 2021-22	Mayor FY 2021-22	Board of Supervisors FY 2021-22	Board of Supervisors FY 2022-23
513000	**Mandatory Fringe Benefits**	$ 45,728	$ 44,746	$ 100,237	$ -	$ -	$ 103,802

Account		Approved FY 2020-21	Base FY 2021-22	Public Works FY 2021-22	Mayor FY 2021-22	Board of Supervisors FY 2021-22	Board of Supervisors FY 2022-23
520190	**Department Overhead**	$ 8,903,133	$ 10,250,777	$ 12,924,322	$ -	$ -	$ 14,051,510

Account		Approved FY 2020-21	Base FY 2021-22	Public Works FY 2021-22	Mayor FY 2021-22	Board of Supervisors FY 2021-22	Board of Supervisors FY 2022-23
520290	**Division Overhead**	$ 10,923,093	$ 12,783,773	$ 13,887,939	$ -	$ -	$ 15,438,537

Account		Approved FY 2020-21	Base FY 2021-22	Public Works FY 2021-22	Mayor FY 2021-22	Board of Supervisors FY 2021-22	Board of Supervisors FY 2022-23
521030	**Air Travel - Employees**	$ -	$ -	$ -	$ -	$ -	$ -

Account		Approved FY 2020-21	Base FY 2021-22	Public Works FY 2021-22	Mayor FY 2021-22	Board of Supervisors FY 2021-22	Board of Supervisors FY 2022-23
521050	**Non Air Travel - Employees**	$ -	$ -	$ -	$ -	$ -	$ -

Inter-Departmental Revenue:

Account		Approved FY 2020-21	Base FY 2021-22	Public Works FY 2021-22	Mayor FY 2021-22	Board of Supervisors FY 2021-22	Board of Supervisors FY 2022-23
486990	**Rev-General Unallocated**	$ 16,730,510	$ 20,423,913	$ 26,150,978	$ -	$ -	$ 29,086,646

Revenue provided by other city departments for services performed.

Infrastructure Design and Construction
Budget Line Item Summary
Overhead Fund

Expenditure Budget

Description of Services:

The Infrastructure Design and Construction Division (Divisions of Design & Engineering and Project Management & Construction) Overhead Program includes staffing in the areas of Management, Finance, General Administrative, analytical and Clerical Support, Construction, Employees' Health and Safety and Computer Support for all programs in the Divisions.

Number of Permanent Positions:

Total permanent budgeted FTE positions:	38.00
Total increase (decrease) of permanent budgeted FTE positions:	2.00

Position Reassignment

FTE	Job Class	Job Class Title	From	To	Reference No.
(1.00)	1404	Clerk	IDC-OHF	BDC-OHF	1128026
1.00	5212	Engineer/Architect Principal	IDC-IDS	IDC-OHF	1068713
1.00	1408	Principal Clerk	IDC-IDS	IDC-OHF	1096434
1.00	1842	Management Assistant	IDC-IDS	IDC-OHF	1120545

Position Substitution

FTE	From Job Class	Job Class Title	To Job Class	Job Class Title	Reference No.
1.00	5211	Eng/Arch/Landscape Arch Sr	5212	Engineer/Architect Principal	1102952
1.00	5212	Engineer/Architect Principal	942	Manager VII	1102952
1.00	1840	Junior Management Assistant	1820	Junior Administrative Analyst	1128025

Account		Approved FY 2020-21	Base FY 2021-22	Public Works FY 2021-22	Mayor FY 2021-22	Board of Supervisors FY 2021-22	Board of Supervisors FY 2022-23
501010	Permanent Salaries	$ 3,834,794	$ 4,137,227	$ 4,300,510	$ -	$ -	$ 4,512,664

Account		Approved FY 2020-21	Base FY 2021-22	Public Works FY 2021-22	Mayor FY 2021-22	Board of Supervisors FY 2021-22	Board of Supervisors FY 2022-23
505010	Temporary Salaries	$ 1,070,671	$ 1,070,671	$ 483,671	$ -	$ -	$ 483,671

Classification	Total	Temporary Pay Purpose
Various	317,691	Training – ID permanent employees labor budget for training time for both technical and managerial training needs. Technical training emphasis is on computer-assisted design (CAD) and management information systems (MIS). Also included is funding for training classes in safety, the administration of a mandated safety training program.
Various (PMC and DE)	23,000	Department Operations Center (DOC) Activation - Each year Public Works activates our DOC to support major citywide activities, such as Bay to Breakers, Pride, and Fleet Week. These activations are an important part of preparing the department to respond to any natural or manmade disasters. It provides an opportunity for staff to practice and learn how to work with each other and other city departments to coordinate activities citywide .
5380	97,465	Interns - Youth Employment college internship program

Infrastructure Design and Construction
Budget Line Item Summary
Overhead Fund

Account		Approved FY 2020-21	Base FY 2021-22	Public Works FY 2021-22	Mayor FY 2021-22	Board of Supervisors FY 2021-22	Board of Supervisors FY 2022-23
511010	**Overtime Pay**	$ 22,611	$ 22,611	$ 22,611	$ -	$ -	$ 22,611

Classification	Hourly Rate	Hours	Subtotal	Purpose
1842	67.56	11	760	Engineering and Construction Management Services: Driven by mandated funding deadlines, operational needs, public and community demands, right-of-way needs or constraints and for emergency work and to meet expected administrative coverage and demands as needed.
1820	55.82	25	1,387	
1824	99.04	12	1,156	
5203	85.13	63	5,340	
5207	99.08	52	5,180	Engineering and Construction Management Services: Driven by mandated funding deadlines, operational needs, public/community demands, right-of-way needs or constraints and for emergency work and to meet expected administrative coverage and demands as needed.
5241	114.74	25	2,879	
6318	85.19	33	2,822	
6319	93.92	33	3,111	

Account		Approved FY 2020-21	Base FY 2021-22	Public Works FY 2021-22	Mayor FY 2021-22	Board of Supervisors FY 2021-22	Board of Supervisors FY 2022-23
513000	**Mandatory Fringe Benefits**	$ 1,741,335	$ 1,821,233	$ 1,852,835	$ -	$ -	$ 1,850,399

Account		Approved FY 2020-21	Base FY 2021-22	Public Works FY 2021-22	Mayor FY 2021-22	Board of Supervisors FY 2021-22	Board of Supervisors FY 2022-23
520100	**Overhead Recovery**	$ (9,929,511)	$ (11,781,768)	$ (12,577,387)	$ -	$ -	$ (14,083,032)

Account		Approved FY 2020-21	Base FY 2021-22	Public Works FY 2021-22	Mayor FY 2021-22	Board of Supervisors FY 2021-22	Board of Supervisors FY 2022-23
521030	**Air Travel - Employees**	$ -	$ 17,870	$ -	$ -	$ -	$ -

Suspension on travel

Account		Approved FY 2020-21	Base FY 2021-22	Public Works FY 2021-22	Mayor FY 2021-22	Board of Supervisors FY 2021-22	Board of Supervisors FY 2022-23
521050	**Non Air Travel - Employees**	$ 50,400	$ 52,416	$ -	$ -	$ -	$ -

Suspension on travel

Account		Approved FY 2020-21	Base FY 2021-22	Public Works FY 2021-22	Mayor FY 2021-22	Board of Supervisors FY 2021-22	Board of Supervisors FY 2022-23
522000	**Training**	$ 100,000	$ 104,450	$ 104,450	$ -	$ -	$ 104,450

FY 2021-22	Description
5,000	Intermediate Civil 3D Class: To train 8 to 10 design and technician staff to achieve an intermediate level of skill within the Auto CAD industry standards, for improved speed and accuracy (Engineering).
5,000	Advance Civil 3D Class: To train 8 to 10 of our BOE design and technical staff to achieve an advanced level of skill within the AutoCAD industry Standard and to improve their productivity (Engineering).

Infrastructure Design and Construction
Budget Line Item Summary
Overhead Fund

FY 2021-22	Description
5,000	Beginning Civil 3D Class: Introduction to AutoCAD Civil 3D (C3D) is a comprehensive course providing the student with the tools to design, implement, and manage land development projects. The course how to map, plan, visualize, and edit sites, as well as create and label survey points, create and edit digital terrain models, calculate volumes, define roadway alignments and define parcels. All course segments are based on current civil engineering survey practices (Engineering).
10,000	Revit Project Mentoring & Training: To mentor 12 design and technical (Structural, Mechanical and Electrical) staff to be able to complete Revit Type projects for buildings/facilities as demanding by the clients and to improve their productivity (Engineering).
15,000	Other Various Management & Technical Workshops for Managers, Engineers, Technical Staff and Administrative Staff in Engineering Bureau. Continuous professional & technical training and workshops for Managers, Engineers, & Technicians not identified above (Engineering).
4,450	Cured In Place Lining Training For Inspectors and Engineers (CM and BOE)
8,000	First Aid/CPR/Blood borne Pathogens/AED Certification Training: To train the Division's staff to maintain current certification per Health and Safety Requirements (For Engineering and PMC)
1,700	Other Various Management & Technical Workshops for Managers, Engineers, Technical and Administrative Staff. Continuous professional & technical training and workshops not identified above. (PMC)
3,250	TECHNICAL: Asphalt Training 2019-20 MS-22 One-day Seminar in N.CA. (CM) Purpose: To train staff of 30 engineers and inspectors to achieve an intermediate level of understanding and inspection of asphalt concrete materials, for improved quality controls and assurances.
5,000	QUALITY: Construction Quality Management (CM) Purpose: 20 of our engineering and inspection staff to possess Construction Quality Management (CQM) training specific to quality control and assurance procedures with understanding of responsibilities of the Government and the Contractor; and to make CQM Programs work effectively so that the level of quality required in a construction program is achieved.
5,000	SCHEDULEING: Scheduling Training - P6 Beginner - Intermediate - Advanced (CM) Advanced training for 2. 2-day course introduction to P6 for Project Engineers and Project Managers (Staff of 20). This 2 day course introduces project engineers and project managers to Primavera P6. Students will be able to: 1. Use P6 to analyze and review the CPM schedule 2. Produce reports 3. Understand Time Impact and Time extension
3,800	CERTIFICATION: Certified Public Infrastructure Inspector (CM) Purpose of the Public Infrastructure Inspector Certification is to promote quality infrastructure throughout the community by advancing the knowledge and practice of construction inspection to benefit the community and public agencies. The Certified Public Infrastructure Inspector certification program is intended for individuals that inspect the construction of public infrastructure (e.g., roadways, highways, utilities, bridges) and facilities (e.g., pump stations, treatment plants, water storage facilities) and other types of construction work and materials to ensure compliance with plans and specifications. Duties may include observation, measurement, testing, and documentation. Intended for Staff of 3 Inspectors.
3,050	CERTIFICATION: Certified Construction Manager (CM) CCMs provide professional services which apply effective management techniques to the planning, design, and construction of a project from inception to completion for the purpose of controlling time, cost and quality. The purpose of the CCM is to improve delivery of the built environment by identifying the CMs who are best qualified by education and experience to deliver professional CM services at the highest level of quality and ethical conduct. Intended for Staff of 3 Engineers.
8,000	CERTIFICAITON: Project Management Professional (PM) Experienced project manager responsible for all aspects of project delivery, leading and directing cross-functional teams. Intended for Staff of 8 Project Managers.
4,050	ESTIMATING: RS Mean (CM) Purpose of this training is to improve on Construction Management's staff to create budgets, estimate projects, validate cost data from within or from Contractors for ongoing work activities. Provides a means of accessing a dynamic collection of data points actively monitored by experienced Cost Engineers. Intended for staff of 5 Engineers.

Infrastructure Design and Construction
Budget Line Item Summary
Overhead Fund

FY 2021-22	Description
3,550	SAFETY: Hazwoper 24 hours and 8 hours Refresher Safety Training (CM) Purpose of this training is to provide construction management staff with a set of guidelines produced and maintained by OSHA which regulates hazardous waste operations and emergency services. This training course is designed to present information on the nature of hazardous materials and help employees reduce or eliminate potential exposure to hazardous materials in their work environments. The course is comprised of nine sections covering topics pertaining to workplace hazards associated with Hazardous Waste Operations and Emergency Response (HAZWOPER). Topics include HAZWOPER regulations, Site Characterization, Toxicology, Hazard Recognition, Personal Protective Equipment, Decontamination, Medical Surveillance, Confined Space Entry and Emergency Procedures
3,800	INSPECTIONS: Fundamental of Inspection Practice (CM) Purpose of this training is for staff to gain good working knowledge of the sources, scope, and limits of the inspector's authority and responsibilities, including the importance of inspectors for reducing liability risks for the public agency. Learn how to inspect wood construction, structural steel, earthworks, pavement, pipelines, Portland Cement concrete, protective coatings, what to do when a problem is found, and how to be an effective member of the construction project team. Intended for staff of 20 Engineers and inspectors.
8,000	PMI – Risk Management Professional (PMI-RMP) Certification Training - 5 day PMI-RMP Boot Camp Risk management aims to improve this situation by identifying and addressing risks throughout the project to increase the likelihood of success. The PMI-RMP certification course focuses on the critical need of planning for risk throughout projects. Intended for staff of 8 project managers. (PM)
2,800	PMI Scheduling Professional (PMI-SP) Certification Training- 8 Hour Self Paced Course. Exam preparation focuses on building the scheduling skills necessary to achieve project objectives. Students completing the PMI-SP certification training will possess the knowledge and skills needed to successfully plan, manage and maintain project schedules. Intended for staff of 8 project managers. (PM)

Account		Approved FY 2020-21	Base FY 2021-22	Public Works FY 2021-22	Mayor FY 2021-22	Board of Supervisors FY 2021-22	Board of Supervisors FY 2022-23
524010	**Membership Fees**	$ 2,910	$ 3,026	$ 3,026	$ -	$ -	$ 3,026

FY 2021-22	Description	FY 2021-22	Description
232	American Concrete Institute	179	American Water Works Association
295	American Public Works Association	197	Institute of Electrical & Electronic Engineers
202	Society of Heating, Refrigeration & Air Condition Engineers	270	Structural Engineers Association of Northern California
375	American Society of Civil Engineers	291	Water Environment Federation
225	American Society of Mechanical Engineers	350	North California Pipe Users Group
410	AICP		

Account		Approved FY 2020-21	Base FY 2021-22	Public Works FY 2021-22	Mayor FY 2021-22	Board of Supervisors FY 2021-22	Board of Supervisors FY 2022-23
527000	**Professional Services**	$ 46,050	$ 46,050	$ 46,050	$ -	$ -	$ 46,050

FY 2020-21	FY 2021-22	FY 2022-23	Description
21,050	21,050	21,050	SF is a member of this statewide committee that shares information and learns from one another about the delivery of Capital improvement projects. The cost is our share of the Benchmarking study which is shared among seven participating agencies.
25,000	25,000	25,000	To provide consulting engineering services for revisions to the Envista-Accela Utility Coordination Process, in accordance to Public Works' agreement with Utility Agencies.

Infrastructure Design and Construction
Budget Line Item Summary
Overhead Fund

Account		Approved FY 2020-21	Base FY 2021-22	Public Works FY 2021-22	Mayor FY 2021-22	Board of Supervisors FY 2021-22	Board of Supervisors FY 2022-23
527610	**Systems Consulting Svcs**	$ 155,000	$ 155,000	$ 155,000	$ -	$ -	$ 155,000

FY 2020-21	FY 2021-22	FY 2022-23	Description
15,000	15,000	15,000	To provide consultation services for electronic records management.
15,000	15,000	15,000	Build Application to find engineering documents based on Project Location (On-Street, From-Street, & To-Street) and related staff training
10,000	10,000	10,000	To provide CAD consultation services in order to maintain & upgrade existing CAD standards.
45,000	45,000	45,000	Database management tool for the post-earthquake evaluation of buildings and structures.
45,000	45,000	45,000	Environmental Clearance Strategies - Database with web-based frontend (PHP framework) tool for delivery and legal sufficiency that tracks project environmental clearance strategies, milestones, deliverables (studies, environmental documents, permits), environmental commitments, expenditures and communications through various stages of environmental review.
25,000	25,000	25,000	Contract Cost Database - Enhance existing database management tool for cost estimating for Roadway and Sewer Projects.

Account		Approved FY 2020-21	Base FY 2021-22	Public Works FY 2021-22	Mayor FY 2021-22	Board of Supervisors FY 2021-22	Board of Supervisors FY 2022-23
528010	**Scavenger Services**	$ 17,500	$ 17,500	$ 17,500	$ -	$ -	$ 17,500

Services provided for offices.

Account		Approved FY 2020-21	Base FY 2021-22	Public Works FY 2021-22	Mayor FY 2021-22	Board of Supervisors FY 2021-22	Board of Supervisors FY 2022-23
529110	**Equipment Maintenance**	$ 10,000	$ 10,400	$ 10,400	$ -	$ -	$ 10,400

FY 2020-21	FY 2021-22	FY 2022-23	Description
8,800	10,000	10,000	Equipment repair

Account		Approved FY 2020-21	Base FY 2021-22	Public Works FY 2021-22	Mayor FY 2021-22	Board of Supervisors FY 2021-22	Board of Supervisors FY 2022-23
535000	**Other Current Expenses**	$ 783,469	$ 783,469	$ 783,469	$ -	$ -	$ 783,469

FY 2020-21	FY 2021-22	FY 2022-23	Description
5,000	5,000	5,000	Field expenses for employees using personal vehicles conducting City Business including reimbursement on mileage, parking, toll fees, etc. per MOU.
3,000	3,000	3,000	Provide clipper cards to staff for parking and transit to the site of projects and meetings.
1,000	1,000	1,000	Security alarm services at 1680 Mission office.
5,600	5,600	5,600	Building maintenance-fire extinguishers, pest control, unexpected emergency response.
252,000	252,000	252,000	Parking garage expenses for 68 City vehicles. (increase of 22 spaces due to moving from 30 VN & 13th str parking lot)

Infrastructure Design and Construction
Budget Line Item Summary
Overhead Fund

FY 2020-21	FY 2021-22	FY 2022-23	Description
30,000	30,000	30,000	Printing includes blueprints, report reproduction and binding, reproducible reproductions and reductions, photograph and offset printing at ARC. This reflects the cost of professional copying for the Project Managers when they provide information for public meetings.
45,000	45,000	45,000	Copy Machines Rental.
900	900	900	Special freight and delivery services, subscription to technical journals
4,000	4,000	4,000	Fees for job fair registration, job posting advertisements, subscription for job recruitment for student interns
13,100	13,100	13,100	Subscription services ($12,000-Northwest Information Center California Historical Resources Information System NWIC CHRIS Access, $600-California Natural Diversity Database Subscription, CEQA print - $500)
9,983	9,983	9,983	Codes, Standards (Hydraulic Institute Standards - $4800, ASCE 7-$450, ASCE 41-$231, ACI 318 - $250, ACI 350-182, ACI 530-$150, ASIC-Steel Construction Manual plus seismic-$270, NDS - $150, AWS -$1500, ASTM -$2000, AWWA)
258,886	258,886	258,886	Fees for software license renewals, CAD workstation upgrades, and professional licenses and registration
5,000	5,000	5,000	Fees and Licenses - Reimbursement to employees for professional license renewal as authorized by MOU
2,500	2,500	2,500	License Fees and permits for Building Maintenance and upgrades - DOSH license, DPH Diesel tank license, Fire license for Generator
143,000	143,000	143,000	Annual parking permits for meter parking for City vehicles
4,500	4,500	4,500	Public Works Mentorship Stipend

Account		Approved FY 2020-21	Base FY 2021-22	Public Works FY 2021-22	Mayor FY 2021-22	Board of Supervisors FY 2021-22	Board of Supervisors FY 2022-23
535960	**Software Licensing Fees**	$ 420,000	$ 441,150	$ 868,650	$ -	$ -	$ 581,150

FY 2020-21	FY 2021-22	FY 2022-23	Description
12,000	12,000	12,000	GIS (Munsys) Software License Purchase/Renewal/Upgrade
172,146	178,396	178,396	Renewal of all current Autodesk Licenses; ASTM; Ideate Sticky
1,650	1,700	1,700	CHVAC v8/unlimited, 1 single user license (Mechanical Engineering)
750	750	750	SP Column -Structural Point (Structural Engineering software)
2,100	2,100	2,100	RISA-2D and 3D (Structural Engineering software)
20,800	21,525	21,525	CSI Support (Structural)
525	550	550	Lighting Analysis (Electrical Engineering Software)
1,750	2,000	2,000	Transoft Solutions (Transportation Engineering Software)
650	650	650	SP Column - Structure Point (Structural Engineering)
525	525	525	Bentley 3515 (Structural Ram Steel)
1,850	1,850	1,850	SKM (Electrical)
2,000	2,000	2,000	EnergySoft Non Residential T 24 Energy Plus Performance License (Mechanical)
6,450	6,500	6,500	DVTDM software & web maintenance and support
425	425	425	OPENLM server and Autodesk license maintenance
6,900	6,900	6,900	Software for Construction Inspectors
10,000	10,000	10,000	Personal Computer Storm Water Management Model (PCSWMM)
10,000	10,000	10,000	Oracle License

Infrastructure Design and Construction
Budget Line Item Summary
Overhead Fund

FY 2020-21	FY 2021-22	FY 2022-23	Description
28,600	29,000	29,000	Innovyze InfoWorks Integrated Catchment Modeling
5,600	5,750	5,750	IESVE Modeling Software (Mechanical)
41,000	45,000	45,000	Cost Estimating Software (Licenses for All Disciplines)
900	900	900	Google Sketch-Up
2,000	2,500	2,500	Time-Clock Plus V. 7
11,350	11,350	11,350	AFT Fathom 9.0
1,500	-	-	EnerCalc (renewal)
10,925	10,925	10,925	Hilti Profis, EnSoft LPile, PT Data, Geotechnical LiqSVs (EST)
8,500	8,750	8,750	SIMFLOW (Computational Fluid Dynamics)
25,404	25,404	25,404	Primavera P6 PPM - Traditional P6 scheduling software package with the client interface and Bridge Analysis and Design Software (EST)
3,700	3,700	3,700	RS Means 2016 Site Work and Landscape Cost Data
10,000	20,000	20,000	Blue Beam Software
20,000	20,000	20,000	Resource Management Software
-	427,500	140,000	Right-of-Way Software

Account		Approved FY 2020-21	Base FY 2021-22	Public Works FY 2021-22	Mayor FY 2021-22	Board of Supervisors FY 2021-22	Board of Supervisors FY 2022-23
540000	**Materials & Supplies**	$ 187,352	$ 197,352	$ 205,352	$ -	$ -	$ 197,352

FY 2020-21	FY 2021-22	FY 2022-23	Description
69,560	69,560	69,560	General Materials/ Supplies: paper, opaque bond and vellum paper, toner.
15,000	15,000	15,000	General office furniture.
50,000	20,000	20,000	Ergonomic supplies: For ergonomic furniture and accessories; chairs and workstation additions/modifications as dictated by Environmental Health/Safety.
20,000	50,000	50,000	Personal Protective Supplies: For Safety Boots, safety vests, safety jackets, rain coats, rain boots, hard hats, first-aid kits, gloves, and Prescription Safety Glasses as dictated by Environmental Health and Safety.
5,000	5,000	5,000	Safety signs for construction project sites required by Environmental Health and Safety.
20,000	20,000	20,000	Office supplies and portable accessories – Unit price over $250
15,000	15,000	15,000	Cell Phone Purchases. Increase for new 20 CM staff and 10 PMs and replacement of existing.
2,792	2,792	2,792	Supplies for professional workshops and special events such as the California Multi-Agency Benchmark Committee all-day meeting.
-	8,000	-	Four (4) gas detectors for field work; 2 for BoE and 2 for BCM.

Account		Approved FY 2020-21	Base FY 2021-22	Public Works FY 2021-22	Mayor FY 2021-22	Board of Supervisors FY 2021-22	Board of Supervisors FY 2022-23
549210	**Data Processing Supplies**	$ 639,895	$ 220,000	$ 220,000	$ -	$ -	$ 220,000

Infrastructure Design and Construction
Budget Line Item Summary
Overhead Fund

FY 2020-21	FY 2021-22	FY 2022-23	Description
429,895	10,000	10,000	Data processing supplies for telecommuting
25,000	25,000	25,000	Replacement for 4+ years old CAD stations, monitors and other essential peripherals.
160,000	160,000	160,000	Replacement for 4+ years old PC with high performance computer workstations that have reached the end of their useful life cycle. The high performance computer workstations are required to meet the demanding requirements of 2D-Hydraulic Modeling, REVIT engineering drafting and design. The Modeling and REVIT software require much faster computer processors and much larger RAM capacities. Our 4+ year old REVIT workstations cannot meet the minimum required speed of computer processors and RAM capacity.
25,000	25,000	25,000	Replacement of older laptops for CM/PM (10) & Engineering Staff (6) and Microsoft Surface Studio for Engineering. FY 20-21: Replacement of older laptops for CM/PM (8) & Engineering Staff (8) and Microsoft surface studio for Engineering.

Account		Approved FY 2020-21	Base FY 2021-22	Public Works FY 2021-22	Mayor FY 2021-22	Board of Supervisors FY 2021-22	Board of Supervisors FY 2022-23
560000	**Equipment Purchases**	$ 54,717	$ -	$ 45,000	$ 45,000	$ 45,000	$ -

Equipment No.	Quantity	Total	Description
PW2202N	1	45,000	Inter Falcon 8+ Drone (Structural)

Account		Approved FY 2020-21	Base FY 2021-22	Public Works FY 2021-22	Mayor FY 2021-22	Board of Supervisors FY 2021-22	Board of Supervisors FY 2022-23
581210	**TIS-ISD Infrastructure**	$ 207,262	$ 214,171	$ 214,171	$ -	$ -	$ 214,171

Services for the radio communication infrastructure. As per performing department's recommendation.

Account		Approved FY 2020-21	Base FY 2021-22	Public Works FY 2021-22	Mayor FY 2021-22	Board of Supervisors FY 2021-22	Board of Supervisors FY 2022-23
581360	**TIS-Telephone**	$ 102,468	$ 96,442	$ 96,442	$ -	$ -	$ 96,442

As per performing department's recommendation.

Account		Approved FY 2020-21	Base FY 2021-22	Public Works FY 2021-22	Mayor FY 2021-22	Board of Supervisors FY 2021-22	Board of Supervisors FY 2022-23
581520	**SFGH-Medical Service**	$ 22,281	$ 22,281	$ 22,281	$ -	$ -	$ 22,281

Medical services required, based on actual need for x-rays, audiogram, respirator, lead & asbestos screening, and inoculations (Hep B, TB, & Tetanus). Certain job classifications are required to have physical examinations for asbestos screening so that we can properly protect them with a respirator. This is required annually by the Environmental Health and Safety Office.

Infrastructure Design and Construction
Budget Line Item Summary
Overhead Fund

Account		Approved FY 2020-21	Base FY 2021-22	Public Works FY 2021-22	Mayor FY 2021-22	Board of Supervisors FY 2021-22	Board of Supervisors FY 2022-23
581710	**Auto Maint. Central Shops**	$ 65,495	$ 64,950	$ 64,950	$ -	$ -	$ 64,950

Maintenance and leasing. As per performing department's recommendation.

Account		Approved FY 2020-21	Base FY 2021-22	Public Works FY 2021-22	Mayor FY 2021-22	Board of Supervisors FY 2021-22	Board of Supervisors FY 2022-23
581740	**Fuel Central Shops**	$ 19,472	$ 21,213	$ 21,213	$ -	$ -	$ 21,213

As per performing department’s recommendation.

Account		Approved FY 2020-21	Base FY 2021-22	Public Works FY 2021-22	Mayor FY 2021-22	Board of Supervisors FY 2021-22	Board of Supervisors FY 2022-23
581051	**Light, Heat, & Power**	$ 45,464	$ -	$ -	$ -	$ -	$ -

Light, Heat, and Power at 1680 Mission St. from Public Utility Commission.

Account		Approved FY 2020-21	Base FY 2021-22	Public Works FY 2021-22	Mayor FY 2021-22	Board of Supervisors FY 2021-22	Board of Supervisors FY 2022-23
581820	**Reproduction**	$ 160,000	$ 160,000	$ 160,000	$ -	$ -	$ 160,000

Reproduction and mail services.

Account		Approved FY 2020-21	Base FY 2021-22	Public Works FY 2021-22	Mayor FY 2021-22	Board of Supervisors FY 2021-22	Board of Supervisors FY 2022-23
581067	**DPW-Building Repair**	$ 599,600	$ 599,600	$ 599,600	$ -	$ -	$ 599,600

For maintenance and repairs.

Account		Approved FY 2020-21	Base FY 2021-22	Public Works FY 2021-22	Mayor FY 2021-22	Board of Supervisors FY 2021-22	Board of Supervisors FY 2022-23
581072	**DPW-GIS Mapping**	$ 20,000	$ 20,000	$ 20,000	$ -	$ -	$ 20,000

To update and maintain the Geographic Information Services (GIS) Base map layers and related data in concert with other departments to ensure data integrity, accuracy, and delivery; to process requests to perform data cleanup; to perform conversion of data between platforms; to generate maps, tables, and reports in response to users’ request; to develop inter-departmental interfaces for access to GIS data layers; to provide GIS technical assistance and training to users; to identify opportunities for improving GIS data and access through automation.

Account		Approved FY 2020-21	Base FY 2021-22	Public Works FY 2021-22	Mayor FY 2021-22	Board of Supervisors FY 2021-22	Board of Supervisors FY 2022-23
581083	**GF-Human Rights Commission**	$ 3,024,580	$ 6,128,539	$ 5,000,339	$ -	$ -	$ 5,000,339

As per performing department's recommendation.

Account		Approved FY 2020-21	Base FY 2021-22	Public Works FY 2021-22	Mayor FY 2021-22	Board of Supervisors FY 2021-22	Board of Supervisors FY 2022-23
581890	**Real Estate - Rent Paid**	$ 10,647	$ 11,543	$ 11,543	$ -	$ -	$ 11,543

As per performing department's recommendation.

Account		Approved FY 2020-21	Base FY 2021-22	Public Works FY 2021-22	Mayor FY 2021-22	Board of Supervisors FY 2021-22	Board of Supervisors FY 2022-23
581140	**DTIS-Isd Services**	$ 15,000	$ 15,000	$ 15,000	$ -	$ -	$ 15,000

For equipment and installation services. As per performing department's recommendation.

Account		Approved FY 2020-21	Base FY 2021-22	Public Works FY 2021-22	Mayor FY 2021-22	Board of Supervisors FY 2021-22	Board of Supervisors FY 2022-23
581270	**CAT - Legal Services**	$ 100,000	$ 100,000	$ 100,000	$ -	$ -	$ 100,000

Non-project specific general advice.

Account		Approved FY 2020-21	Base FY 2021-22	Public Works FY 2021-22	Mayor FY 2021-22	Board of Supervisors FY 2021-22	Board of Supervisors FY 2022-23
581350	**GF-Emergency Communications**	$ 24,921	$ 24,921	$ 24,921	$ -	$ -	$ 24,921

Radio Replacement as per performing department's recommendation.

Account		Approved FY 2020-21	Base FY 2021-22	Public Works FY 2021-22	Mayor FY 2021-22	Board of Supervisors FY 2021-22	Board of Supervisors FY 2022-23
581500	**Human Rights Commission**	$ 502,200	$ 480,703	$ 480,703	$ -	$ -	$ 480,703

As per performing department's recommendation. Funding is required for the Human Rights Commission to monitor and enforce the 12B and 14B Provisions of the Administrative Code.

Account		Approved FY 2020-21	Base FY 2021-22	Public Works FY 2021-22	Mayor FY 2021-22	Board of Supervisors FY 2021-22	Board of Supervisors FY 2022-23
581650	**Real Estate Leases Paid**	$ 855,448	$ 40,911	$ 40,911	$ -	$ -	$ 40,911

Infrastructure Design and Construction
Budget Line Item Summary
Overhead Fund

FY 2020-21	FY 2021-22	FY 2022-23	Location
40,911	40,911	40,911	255 12th Street Parking
1,541,830	287,923	-	30 Van Ness, 5th Floor (38,023 sf)
22,302	4,165	-	30 Van Ness, Mezzanine (550 sf)
137,870	25,746	-	30 Van Ness, Suite 5000 (3,400 sf)
1,566,398	496,703	-	1680 Mission St

Account		Approved FY 2020-21	Base FY 2021-22	Public Works FY 2021-22	Mayor FY 2021-22	Board of Supervisors FY 2021-22	Board of Supervisors FY 2022-23
581780	**OCA - Labor Standard Enforc**	$ 144,830	$ 144,830	$ 144,830	$ -	$ -	$ 144,830

Share of Elation system and for Office of Contract Administration to administer and enforce the requirements for prevailing wage rates associated with Public Works construction contracts. Bureau's share of three 2978 Contract Compliance Officers and one 0923 Manager IV. As per performing department's recommendation.

Account		Approved FY 2020-21	Base FY 2021-22	Public Works FY 2021-22	Mayor FY 2021-22	Board of Supervisors FY 2021-22	Board of Supervisors FY 2022-23
581920	**HRC - Surety bond**	$ 130,350	$ 130,350	$ 130,350	$ -	$ -	$ 130,350

Support of City Wide Surety Bond Assistance Program that provides technical assistance to Minority owned Business Enterprises and Women owned Business Enterprises.

Account		Approved FY 2020-21	Base FY 2021-22	Public Works FY 2021-22	Mayor FY 2021-22	Board of Supervisors FY 2021-22	Board of Supervisors FY 2022-23
581250	**GF-City Planning**	$ 303,670	$ 247,687	$ 247,687	$ -	$ -	$ 304,061

As per performing department's recommendation.

Street Use & Mapping
All Funds Summary
Fiscal Year 2021-22

Account	Account Title	General Fund	IDS Fund	Overhead Fund	Continuing Funds	SR Other Special	Paid Time Off	Grand Total
501010	Perm Salaries-Misc-Regular	$ 1,509,786	$ 7,091,365	$ 806,833	$ -	$ -	$ 2,574,633	$ 11,982,616
505010	Temp Misc Regular Salaries	$ 20,000	$ 120,705	$ 121,793	$ -	$ -	$ -	$ 262,498
509010	Premium Pay - Misc	$ 7,530	$ -	$ -	$ -	$ -	$ -	$ 7,530
511010	Overtime - Scheduled Misc	$ 4,584	$ 12,696	$ 1,590	$ -	$ -	$ -	$ 18,870
		$ 1,541,900	**$ 7,224,766**	**$ 930,216**	**$ -**	**$ -**	**$ 2,574,633**	**$ 12,271,514**
506070	Programmatic Projects-Budget	$ -	$ -	$ -	$ 250,000	$ -	$ -	$ 250,000
		$ -	**$ -**	**$ -**	**$ 250,000**	**$ -**	**$ -**	**$ 250,000**
513010	Retire City Misc	$ 327,840	$ 1,541,865	$ 174,027	$ -	$ -	$ -	$ 2,043,732
514010	Social Security (OASDI & HI)	$ 95,210	$ 433,798	$ 49,116	$ -	$ -	$ -	$ 578,124
514020	Social Sec-Medicare(HI Only)	$ 22,358	$ 104,757	$ 13,488	$ -	$ -	$ -	$ 140,603
515010	Health Service-City Match	$ 67,262	$ 308,914	$ 27,662	$ -	$ -	$ -	$ 403,838
515710	Dependent Coverage	$ 184,846	$ 841,017	$ 71,981	$ -	$ -	$ -	$ 1,097,844
516010	Dental Coverage	$ 20,588	$ 93,945	$ 8,304	$ -	$ -	$ -	$ 122,837
517010	Unemployment Insurance	$ 1,542	$ 7,224	$ 932	$ -	$ -	$ 2,575	$ 12,273
519110	Flexible Benefit Package	$ -	$ 10,264	$ 19,806	$ -	$ -	$ -	$ 30,070
519120	Long Term Disability Insurance	$ 5,359	$ 24,314	$ 930	$ -	$ -	$ 10,067	$ 40,670
		$ 725,005	**$ 3,366,098**	**$ 366,246**	**$ -**	**$ -**	**$ 12,642**	**$ 4,469,991**
520010	Indirect Cost Reimbursement	$ -	$ -	$ -	$ -	$ -	$ -	$ -
520100	Overhead Recovery	$ -	$ -	$ (4,254,300)	$ -	$ -	$ (3,032,825)	$ (7,287,124)
520190	Department Overhead	$ 1,029,435	$ 3,596,533	$ -	$ -	$ -	$ -	$ 4,625,968
520290	Division Overhead	$ 1,005,717	$ 3,513,668	$ -	$ -	$ -	$ -	$ 4,519,384
520990	Other Overhead Charges	$ 645,013	$ 2,122,727	$ -	$ -	$ -	$ -	$ 2,767,740
		$ 2,680,164	**$ 9,232,928**	**$ (4,254,300)**	**$ -**	**$ -**	**$ (3,032,825)**	**$ 4,625,968**
521030	Air Travel - Employees	$ -	$ -	$ -	$ -	$ -	$ -	$ -
521050	Non-Air Travel - Employees	$ -	$ -	$ -	$ -	$ -	$ -	$ -
522000	Training - Budget	$ -	$ -	$ 18,500	$ -	$ -	$ -	$ 18,500
535000	Other Current Expenses - Bdgt	$ 35,500	$ -	$ 147,467	$ -	$ -	$ -	$ 182,967
535960	Software Licensing Fees	$ -	$ -	$ 752,225	$ -	$ -	$ -	$ 752,225
		$ 35,500	**$ -**	**$ 918,192**	**$ -**	**$ -**	**$ -**	**$ 953,692**
540000	Materials & Supplies-Budget	$ 500	$ -	$ 64,486	$ -	$ -	$ -	$ 64,986
549210	Data Processing Supplies	$ -	$ -	$ 135,199	$ -	$ -	$ -	$ 135,199
		$ 500	**$ -**	**$ 199,685**	**$ -**	**$ -**	**$ -**	**$ 200,185**
560000	Equipment Purchase-Budget	$ -	$ -	$ -	$ -	$ -	$ -	$ -
567000	Bldgs,Struct&Imprv Proj-Budget	$ -	$ -	$ -	$ 1,135,663	$ 2,591,843	$ -	$ 3,727,506
584030	Capital Renewal Projects	$ -	$ -	$ -	$ -	$ -	$ -	$ -
		$ -	**$ -**	**$ -**	**$ 1,135,663**	**$ 2,591,843**	**$ -**	**$ 3,727,506**
581013	GF-PUC-Ueb	$ -	$ -	$ -	$ -	$ -	$ -	$ -
581067	Sr-DPW-Building Repair	$ -	$ -	$ 34,700	$ -	$ -	$ -	$ 34,700
581083	ADM-Real Estate 49 SVN Rent	$ -	$ -	$ 1,261,652	$ -	$ -	$ -	$ 1,261,652
581210	DT Technology Infrastructure	$ -	$ -	$ 174,907	$ -	$ -	$ -	$ 174,907
581350	GF-Emergency Communications	$ -	$ -	$ 16,254	$ -	$ -	$ -	$ 16,254
581360	DT Telecommunications Services	$ -	$ -	$ 78,084	$ -	$ -	$ -	$ 78,084
581520	Ef-SFGH-Medical Service	$ -	$ -	$ 7,901	$ -	$ -	$ -	$ 7,901
581650	Leases Paid To Real Estate	$ -	$ -	$ -	$ -	$ -	$ -	$ -
581710	Is-Purch-Centrl Shop-AutoMaint	$ -	$ -	$ 58,819	$ -	$ -	$ -	$ 58,819
581730	Is-Purch-Vehicle Leasing (AAO)	$ -	$ -	$ -	$ -	$ -	$ -	$ -
581740	Is-Purch-Centrl Shop-FuelStock	$ -	$ -	$ 26,074	$ -	$ -	$ -	$ 26,074
581790	GF-Purch-Mail Services	$ -	$ -	$ -	$ -	$ -	$ -	$ -
581810	Is-GSA-Flet Pol-CarsHRe Vehcle	$ -	$ -	$ -	$ -	$ -	$ -	$ -
581820	Is-Purch-Reproduction	$ -	$ -	$ 47,709	$ -	$ -	$ -	$ 47,709
		$ -	**$ -**	**$ 1,706,100**	**$ -**	**$ -**	**$ -**	**$ 1,706,100**
598040	Designated For General Reserve	$ -	$ -	$ 133,861	$ -	$ -	$ 445,549	$ 579,410
		$ -	**$ -**	**$ 133,861**	**$ -**	**$ -**	**$ 445,549**	**$ 579,410**
		$ 4,983,069	**$ 19,823,792**	**$ (0)**	**$ 1,385,663**	**$ 2,591,843**	**$ (1)**	**$ 28,784,366**

Street Use & Mapping
All Funds Summary
Fiscal Year 2022-23

Account	Account Title	General Fund	IDS Fund	Overhead Fund	Continuing Funds	Paid Time Off	Grand Total
501010	Perm Salaries-Misc-Regular	$ 1,584,001	$ 7,440,112	$ 846,547	$ -	$ 2,628,085	$ 12,498,745
505010	Temp Misc Regular Salaries	$ 20,000	$ 120,705	$ 121,793	$ -	$ -	$ 262,498
509010	Premium Pay - Misc	$ 7,530	$ -	$ -	$ -	$ -	$ 7,530
511010	Overtime - Scheduled Misc	$ 4,584	$ 12,696	$ 1,590	$ -	$ -	$ 18,870
		$ 1,616,115	**$ 7,573,513**	**$ 969,930**	**$ -**	**$ 2,628,085**	**$ 12,787,643**
506070	Programmatic Projects-Budget	$ -	$ -	$ -	$ 250,000	$ -	$ 250,000
		$ -	**$ -**	**$ -**	**$ 250,000**	**$ -**	**$ 250,000**
513010	Retire City Misc	$ 310,331	$ 1,459,754	$ 164,624	$ -	$ -	$ 1,934,709
514010	Social Security (OASDI & HI)	$ 99,328	$ 453,320	$ 50,823	$ -	$ -	$ 603,471
514020	Social Sec-Medicare(HI Only)	$ 23,434	$ 109,817	$ 14,065	$ -	$ -	$ 147,316
515010	Health Service-City Match	$ 71,296	$ 327,443	$ 29,323	$ -	$ -	$ 428,062
515710	Dependent Coverage	$ 195,930	$ 891,449	$ 76,301	$ -	$ -	$ 1,163,680
516010	Dental Coverage	$ 21,411	$ 97,698	$ 8,635	$ -	$ -	$ 127,744
517010	Unemployment Insurance	$ 1,617	$ 7,574	$ 970	$ -	$ 2,628	$ 12,789
519110	Flexible Benefit Package	$ -	$ 10,881	$ 20,996	$ -	$ -	$ 31,877
519120	Long Term Disability Insurance	$ 5,623	$ 25,511	$ 976	$ -	$ 10,276	$ 42,386
		$ 728,970	**$ 3,383,447**	**$ 366,713**	**$ -**	**$ 12,904**	**$ 4,492,034**
520010	Indirect Cost Reimbursement	$ -	$ -	$ -	$ -	$ -	$ -
520100	Overhead Recovery	$ -	$ -	$ (3,607,618)	$ -	$ (2,778,274)	$ (6,385,892)
520190	Department Overhead	$ 1,088,206	$ 3,731,810	$ -	$ -	$ -	$ 4,820,016
520290	Division Overhead	$ 876,400	$ 3,005,458	$ -	$ -	$ -	$ 3,881,857
520990	Other Overhead Charges	$ 566,430	$ 1,937,605	$ -	$ -	$ -	$ 2,504,035
		$ 2,531,036	**$ 8,674,872**	**$ (3,607,618)**	**$ -**	**$ (2,778,274)**	**$ 4,820,016**
521030	Air Travel - Employees	$ -	$ -	$ -	$ -	$ -	$ -
521050	Non-Air Travel - Employees	$ -	$ -	$ -	$ -	$ -	$ -
522000	Training - Budget	$ -	$ -	$ 48,000	$ -	$ -	$ 48,000
535000	Other Current Expenses - Bdgt	$ 35,500	$ -	$ 211,438	$ -	$ -	$ 246,938
535960	Software Licensing Fees	$ -	$ -	$ 143,160	$ -	$ -	$ 143,160
		$ 35,500	**$ -**	**$ 402,598**	**$ -**	**$ -**	**$ 438,098**
540000	Materials & Supplies-Budget	$ 500	$ -	$ 64,486	$ -	$ -	$ 64,986
549210	Data Processing Supplies	$ -	$ -	$ 135,199	$ -	$ -	$ 135,199
		$ 500	**$ -**	**$ 199,685**	**$ -**	**$ -**	**$ 200,185**
560000	Equipment Purchase-Budget	$ -	$ -	$ -	$ -	$ -	$ -
567000	Bldgs,Struct&Imprv Proj-Budget	$ -	$ -	$ -	$ -	$ -	$ -
584030	Capital Renewal Projects	$ -	$ -	$ -	$ -	$ -	$ -
		$ -	**$ -**	**$ -**	**$ -**	**$ -**	**$ -**
581013	GF-PUC-Ueb	$ -	$ -	$ -	$ -	$ -	$ -
581067	Sr-DPW-Building Repair	$ -	$ -	$ 34,700	$ -	$ -	$ 34,700
581083	ADM-Real Estate 49 SVN Rent	$ -	$ -	$ 1,261,652	$ -	$ -	$ 1,261,652
581210	DT Technology Infrastructure	$ -	$ -	$ 174,907	$ -	$ -	$ 174,907
581350	GF-Emergency Communications	$ -	$ -	$ 16,254	$ -	$ -	$ 16,254
581360	DT Telecommunications Services	$ -	$ -	$ 78,084	$ -	$ -	$ 78,084
581520	Ef-SFGH-Medical Service	$ -	$ -	$ 7,901	$ -	$ -	$ 7,901
581650	Leases Paid To Real Estate	$ -	$ -	$ -	$ -	$ -	$ -
581710	Is-Purch-Centrl Shop-AutoMaint	$ -	$ -	$ 58,819	$ -	$ -	$ 58,819
581730	Is-Purch-Vehicle Leasing (AAO)	$ -	$ -	$ -	$ -	$ -	$ -
581740	Is-Purch-Centrl Shop-FuelStock	$ -	$ -	$ 26,074	$ -	$ -	$ 26,074
581790	GF-Purch-Mail Services	$ -	$ -	$ -	$ -	$ -	$ -
581810	Is-GSA-Flet Pol-CarsHRe Vehcle	$ -	$ -	$ -	$ -	$ -	$ -
581820	Is-Purch-Reproduction	$ -	$ -	$ 47,709	$ -	$ -	$ 47,709
		$ -	**$ -**	**$ 1,706,100**	**$ -**	**$ -**	**$ 1,706,100**
598040	Designated For General Reserve	$ -	$ -	$ -	$ -	$ 137,284	$ 137,284
		$ -	**$ -**	**$ -**	**$ -**	**$ 137,284**	**$ 137,284**
		$ 4,912,121	**$ 19,631,832**	**$ 37,408**	**$ 250,000**	**$ (1)**	**$ 24,831,361**

Street Use & Mapping
Position Summary
Fiscal Year 2021-22

Job Class ID	Job Class Title	10000 General Fund FTE	10000 General Fund Amount	10040 IDS Fund FTE	10040 IDS Fund Amount	13920 Overhead Fund FTE	13920 Overhead Fund Amount	Total FTE	Total Amount
0922	**Manager I**	-	$ -	-	$ -	-	$ -	-	$ -
0923	**Manager II**	-	$ -	-	$ -	1.00	$ 155,931	1.00	$ 155,931
0923	**Manager II**	-	$ -	1.00	$ -	-	$ -	1.00	$ -
0931	**Manager III**	-	$ -	1.00	$ 168,121	-	$ -	1.00	$ 168,121
0932	**Manager IV**	-	$ -	1.00	$ 180,471	1.00	$ 180,471	2.00	$ 360,942
0941	**Manager VI**	-	$ -	-	$ -	1.00	$ 208,959	1.00	$ 208,959
0942	**Manager VII**	-	$ -	-	$ -	1.00	$ 223,826	1.00	$ 223,826
1053	**IS Business Analyst-Senior**	-	$ -	-	$ -	-	$ -	-	$ -
1406	**Senior Clerk**	-	$ -	-	$ -	-	$ -	-	$ -
1408	**Principal Clerk**	-	$ -	-	$ -	-	$ -	-	$ -
1820	**Junior Administrative Analyst**	1.00	$ 81,676	4.00	$ 326,702	-	$ -	5.00	$ 408,378
1822	**Administrative Analyst**	-	$ -	6.00	$ 644,448	2.00	$ 214,816	8.00	$ 859,264
1823	**Senior Administrative Analyst**	1.00	$ 125,163	-	$ -	-	$ -	1.00	$ 125,163
1827	**Administrative Services Manager**	-	$ -	-	$ -	-	$ -	-	$ -
1840	**Junior Management Assistant**	1.00	$ 87,082	-	$ -	-	$ -	1.00	$ 87,082
3435	**Urban Forestry Inspector**	-	$ -	-	$ -	-	$ -	-	$ -
3436	**Arborist Technician Supervisor I**	-	$ -	-	$ -	-	$ -	-	$ -
5201	**Junior Engineer**	-	$ -	-	$ -	-	$ -	-	$ -
5203	**Assistant Engineer**	1.00	$ 125,800	1.00	$ 125,800	-	$ -	2.00	$ 251,600
5207	**Associate Engineer**	6.00	$ 878,503	7.00	$ 732,086	-	$ -	13.00	$ 1,610,589
5211	**Engineer/Architect/Landscape Architect Senior**	-	$ -	1.00	$ 196,212	-	$ -	1.00	$ 196,212
5216	**Chief Surveyor**	-	$ -	7.00	$ 1,170,171	-	$ -	7.00	$ 1,170,171
5241	**Engineer**	-	$ -	1.00	$ 169,553	-	$ -	1.00	$ 169,553
5310	**Survey Assistant I**	-	$ -	9.00	$ 841,216	-	$ -	9.00	$ 841,216
5312	**Survey Assistant II**	-	$ -	7.00	$ 735,345	-	$ -	7.00	$ 735,345
5314	**Survey Associate**	-	$ -	8.00	$ 968,235	-	$ -	8.00	$ 968,235
5320	**Illustrator And Art Designer**	-	$ -	-	$ -	-	$ -	-	$ -
5362	**Engineering Assistant**	-	$ -	2.00	$ 184,075	-	$ -	2.00	$ 184,075
5364	**Engineering Associate I**	1.00	$ 102,055	-	$ -	-	$ -	1.00	$ 102,055
5366	**Engineering Associate II**	-	$ -	3.00	$ 354,422	-	$ -	3.00	$ 354,422
5506	**Project Manager III**	-	$ -	-	$ -	-	$ -	-	$ -
5508	**Project Manager IV**	-	$ -	-	$ -	-	$ -	-	$ -
6230	**Street Inspector**	10.00	$ 981,326	11.00	$ 1,079,459	-	$ -	21.00	$ 2,060,785
6230	**Street Inspector**	(1.00)	$ (98,133)	1.00	$ 98,133	-	$ -	-	$ -
6231	**Senior Street Inspector**	-	$ -	10.00	$ 794,707	-	$ -	10.00	$ 794,707
6232	**Street Inspection Supervisor**	-	$ -	5.00	$ 657,089	-	$ -	5.00	$ 657,089
6232	**Street Inspection Supervisor**	-	$ -	-	$ (131,418)	-	$ -	-	$ (131,418)
6232	**Street Inspection Supervisor**	-	$ -	(1.00)	$ -	-	$ -	(1.00)	$ -
6266	**Senior Plan Checker**	-	$ -	-	$ -	-	$ -	-	$ -
6318	**Construction Inspector**	-	$ -	-	$ -	1.00	$ 124,633	1.00	$ 124,633
9991	**One Day Adjustment - Misc**	-	$ 6,307	-	$ 27,858	-	$ 3,158	-	$ 37,323
9991	**One Day Adjustment - Misc**	-	$ (383)	-	$ 383	-	$ -	-	$ -
9991	**One Day Adjustment - Misc**	-	$ -	-	$ (513)	-	$ -	-	$ (513)
9993	**Attrition Savings - Miscellaneous**	(3.41)	$ (386,848)	(3.32)	$ (391,527)	(0.53)	$ (83,884)	(7.26)	$ (862,259)
9996	**Estimated Project Funding - Misc**	-	$ (390,301)	-	$ (1,829,109)	-	$ (205,702)	-	$ (2,425,112)
OVER	**Overtime - Miscellaneous**	-	$ 4,584	-	$ 12,696	-	$ 1,590	-	$ 18,870
PREM	**Premium Pay - Miscellaneous**	-	$ 7,530	-	$ -	-	$ -	-	$ 7,530
STEP	**Step Adjustments, Miscellaneous**	-	$ (2,462)	-	$ (10,554)	-	$ (15,375)	-	$ (28,391)
TEMP	**Temporary - Miscellaneous**	0.18	$ 20,000	1.06	$ 120,705	1.07	$ 121,793	2.31	$ 262,498
		16.77	**$ 1,541,899**	**82.74**	**$ 7,224,766**	**7.54**	**$ 930,216**	**107.05**	**$ 9,696,881**

Building Repair & Maintenance
Position Summary
Fiscal Year 2022-23

Job Class ID	Job Class Title	10000 General Fund FTE	10000 General Fund Amount	10040 IDS Fund FTE	10040 IDS Fund Amount	13920 Overhead Fund FTE	13920 Overhead Fund Amount	Total FTE	Total Amount
0932	Manager IV	-	$ -	-	$ -	1.00	$ 189,479	1.00	$ 189,479
0941	Manager VI	-	$ -	-	$ -	1.00	$ 219,389	1.00	$ 219,389
1404	Clerk	-	$ -	-	$ -	-	$ -	-	$ -
1632	Senior Account Clerk	-	$ -	-	$ -	-	$ -	-	$ -
1634	Principal Account Clerk	-	$ -	-	$ -	1.00	$ 97,827	1.00	$ 97,827
1840	Junior Management Assistant	-	$ -	-	$ -	2.00	$ 182,856	2.00	$ 182,856
1842	Management Assistant	-	$ -	-	$ -	1.00	$ 103,782	1.00	$ 103,782
2708	Custodian	2.00	$ 145,628	-	$ -	-	$ -	2.00	$ 145,628
7120	Buildings And Grounds Maintenance Superintendent	-	$ -	-	$ -	-	$ -	-	$ -
7213	Plumber Supervisor I	-	$ -	2.00	$ 292,092	-	$ -	2.00	$ 292,092
7218	Asbestos Abatement Worker II	-	$ -	-	$ -	-	$ -	-	$ -
7219	Maintenance Scheduler	-	$ -	-	$ -	1.00	$ 97,827	1.00	$ 97,827
7226	Carpenter Supervisor I	-	$ -	2.00	$ 275,342	-	$ -	2.00	$ 275,342
7233	Glazier Supervisor I	-	$ -	1.00	$ 137,671	-	$ -	1.00	$ 137,671
7236	Locksmith Supervisor I	-	$ -	1.00	$ 137,671	-	$ -	1.00	$ 137,671
7238	Electrician Supervisor I	-	$ -	2.00	$ 283,745	-	$ -	2.00	$ 283,745
7242	Painter Supervisor I	-	$ -	2.00	$ 245,961	-	$ -	2.00	$ 245,961
7262	Maintenance Planner	-	$ -	1.00	$ 145,302	-	$ -	1.00	$ 145,302
7263	Maintenance Manager	1.00	$ 170,632	3.00	$ 511,895	-	$ -	4.00	$ 682,527
7276	Electrician Supervisor II	-	$ -	1.00	$ 157,871	-	$ -	1.00	$ 157,871
7326	Glazier	-	$ -	5.00	$ 563,845	-	$ -	5.00	$ 563,845
7334	Stationary Engineer	4.00	$ 454,658	1.00	$ 113,664	-	$ -	5.00	$ 568,322
7335	Senior Stationary Engineer	1.00	$ 128,820	-	$ -	-	$ -	1.00	$ 128,820
7342	Locksmith	-	$ -	6.00	$ 669,435	-	$ -	6.00	$ 669,435
7344	Carpenter	-	$ -	12.00	$ 1,338,871	-	$ -	12.00	$ 1,338,871
7345	Electrician	1.00	$ 125,429	16.00	$ 1,881,431	-	$ -	17.00	$ 2,006,860
7346	Painter	-	$ -	9.00	$ 821,352	-	$ -	9.00	$ 821,352
7347	Plumber	-	$ -	13.00	$ 1,428,685	-	$ -	13.00	$ 1,428,685
7348	Steamfitter	-	$ -	7.00	$ 779,282	-	$ -	7.00	$ 779,282
7349	Steamfitter Supervisor I	-	$ -	1.00	$ 146,046	-	$ -	1.00	$ 146,046
7376	Sheet Metal Worker	-	$ -	10.00	$ 1,305,761	-	$ -	10.00	$ 1,305,761
7393	Soft Floor Coverer	-	$ -	3.00	$ 223,145	-	$ -	3.00	$ 223,145
7394	Soft Floor Coverer Supervisor I	-	$ -	1.00	$ 137,671	-	$ -	1.00	$ 137,671
7510	Lighting Fixture Maintenance Worker	-	$ -	1.00	$ 72,647	-	$ -	1.00	$ 72,647
7514	General Laborer	-	$ -	5.00	$ 411,372	-	$ -	5.00	$ 411,372
9343	Roofer	-	$ -	2.00	$ 208,454	-	$ -	2.00	$ 208,454
9345	Sheet Metal Supervisor I	-	$ -	1.00	$ 146,046	-	$ -	1.00	$ 146,046
9991	One Day Adjustment - Misc	-	$ 2,856	-	$ 32,349	-	$ 5,161	-	$ 40,366
9993	Attrition Savings - Miscellaneous	(0.19)	$ (21,263)	(13.05)	$ (1,590,628)	(0.77)	$ (98,543)	(14.01)	$ (1,710,434)
9995	Positions Not Detailed - Miscellaneous	-	$ -	-	$ -	-	$ 913,164	-	$ 913,164
9996	Estimated Project Funding - Misc	-	$ (216,212)	-	$ (2,421,732)	-	$ (354,811)	-	$ (2,992,755)
OVER	Overtime - Miscellaneous	-	$ 78,035	-	$ 200,619	-	$ 21,479	-	$ 300,133
PREM	Premium Pay - Miscellaneous	-	$ 53,987	-	$ 48,566	-	$ 55,936	-	$ 158,489
STEP	Step Adjustments, Miscellaneous	-	$ (45,011)	-	$ (11,157)	-	$ (8,832)	-	$ (65,000)
TEMP	Temporary - Miscellaneous	1.26	$ 147,599	2.54	$ 298,249	0.71	$ 83,047	4.51	$ 528,895
		10.07	**$ 1,025,158**	**97.49**	**$ 8,991,523**	**6.94**	**$ 1,507,761**	**114.50**	**$ 11,524,442**

Street Use and Mapping
Budget Line Item Summary
General Fund

Expenditure Budget

Description of Services:

Bureau staff ensures that sidewalks and streets are safe and accessible by regulating construction in the public right-of-way. Street furniture such as planters, café tables & chairs, benches, flower markets, news racks, merchandise displays, phone booths, debris boxes, banners, signs, construction materials, etc. that impede travel are regulated & inspected to meet permit requirements under City ordinances. The staff also inspect and permit parklets and mobile food facilities and respond to complaints, issue penalties, inspect streets and sidewalks to minimize claims and maintain state-mandated monuments and benchmarks utilized in developments, subdivisions, and property related disputes.

Number of Permanent Positions:

Total permanent budgeted FTE positions:	20.00
Total increase (decrease) of permanent budgeted FTE positions:	(1.00)

Position Reassignment

FTE	Job Class	Job Class Title	From	To	Reference No.
(1.00)	6230	Street Inspector	BSM-GF	BSM-IDS	1011484

Account		Approved FY 2020-21	Base FY 2021-22	Public Works FY 2021-22	Mayor FY 2021-22	Board of Supervisors FY 2021-22	Board of Supervisors FY 2022-23
501010	**Permanent Salaries**	$ 1,572,319	$ 1,670,943	$ 1,509,786	$ -	$ -	$ 1,584,001

Account		Approved FY 2020-21	Base FY 2021-22	Public Works FY 2021-22	Mayor FY 2021-22	Board of Supervisors FY 2021-22	Board of Supervisors FY 2022-23
505010	**Temporary Salaries**	$ 20,000	$ 20,000	$ 20,000	$ -	$ -	$ 20,000

Classification	Total	Temporary Pay Purpose
5366	20,000	Plan reviews during peak workloads.

Account		Approved FY 2020-21	Base FY 2021-22	Public Works FY 2021-22	Mayor FY 2021-22	Board of Supervisors FY 2021-22	Board of Supervisors FY 2022-23
509010	**Premium Pay**	$ 7,530	$ 7,530	$ 7,530	$ -	$ -	$ 7,530

The following classes are entitled to premium pay per MOU agreements:

Classification	Hourly Rate	Hours	Subtotal	Premium Pay Type
6230	3	2215	7,530	Night duty pay. Inspectors will work evenings to inspect construction and inspect evening use by merchants on the public right of way.

Street Use and Mapping
Budget Line Item Summary
General Fund

Account		Approved FY 2020-21	Base FY 2021-22	Public Works FY 2021-22	Mayor FY 2021-22	Board of Supervisors FY 2021-22	Board of Supervisors FY 2022-23
511010	**Overtime Pay**	$ 4,584	$ 4,584	$ 4,584	$ -	$ -	$ 4,584

Classification	Hourly Rate	Hours	Subtotal	Purpose
6230	61	75	4,584	Provide enhanced enforcement in commercial districts during peak times like Chinese New Year and Stockton Street Enforcement.

Account		Approved FY 2020-21	Base FY 2021-22	Public Works FY 2021-22	Mayor FY 2021-22	Board of Supervisors FY 2021-22	Board of Supervisors FY 2022-23
513000	**Mandatory Fringe Benefits**	$ 753,495	$ 789,747	$ 725,005	$ -	$ -	$ 728,970

Account		Approved FY 2020-21	Base FY 2021-22	Public Works FY 2021-22	Mayor FY 2021-22	Board of Supervisors FY 2021-22	Board of Supervisors FY 2022-23
520190	**Department Overhead**	$ 886,044	$ 864,103	$ 1,029,435	$ -	$ -	$ 1,088,206

Account		Approved FY 2020-21	Base FY 2021-22	Public Works FY 2021-22	Mayor FY 2021-22	Board of Supervisors FY 2021-22	Board of Supervisors FY 2022-23
520290	**Division Overhead**	$ 671,949	$ 559,453	$ 1,005,717	$ -	$ -	$ 876,400

Account		Approved FY 2020-21	Base FY 2021-22	Public Works FY 2021-22	Mayor FY 2021-22	Board of Supervisors FY 2021-22	Board of Supervisors FY 2022-23
535000	**Other Current Expenses**	$ 35,500	$ 35,500	$ 35,500	$ -	$ -	$ 35,500

FY 2020-21	FY 2021-22	FY 2022-23	Description
10,500	10,500	10,500	Public Notification as required
17,000	13,000	13,000	Printing, laminating plastic, vinyl, aluminum construction placards and signs
14,000	12,000	12,000	For littering citations hearings

Account		Approved FY 2020-21	Base FY 2021-22	Public Works FY 2021-22	Mayor FY 2021-22	Board of Supervisors FY 2021-22	Board of Supervisors FY 2022-23
540000	**Materials & Supplies**	$ 500	$ 500	$ 500	$ -	$ -	$ 500

FY 2020-21	FY 2021-22	FY 2022-23	Description
500	500	500	Sidewalk marking paint, sprayer, measuring wheel, and levels.

Account		Approved FY 2020-21	Base FY 2021-22	Public Works FY 2021-22	Mayor FY 2021-22	Board of Supervisors FY 2021-22	Board of Supervisors FY 2022-23
560000	**Equipment Purchases**	$ -	$ -	$ -	$ -	$ -	$ -

Street Use and Mapping
Budget Line Item Summary
General Fund

Revenue Budget

Account		Approved FY 2020-21	Base FY 2021-22	Public Works FY 2021-22	Mayor FY 2021-22	Board of Supervisors FY 2021-22	Board of Supervisors FY 2022-23
420320	**Café Tables & Chairs**	$ 187,500	$ 290,000	$ 75,000	$ -	$ -	$ 375,000

Permits for Café Tables & Chairs on the Public Right of Way.

Account		Approved FY 2020-21	Base FY 2021-22	Public Works FY 2021-22	Mayor FY 2021-22	Board of Supervisors FY 2021-22	Board of Supervisors FY 2022-23
420340	**Sidewalk Display**	$ 75,000	$ 115,000	$ 30,000	$ -	$ -	$ 120,000

Permits for Sidewalk Display on the Public Right of Way.

Account		Approved FY 2020-21	Base FY 2021-22	Public Works FY 2021-22	Mayor FY 2021-22	Board of Supervisors FY 2021-22	Board of Supervisors FY 2022-23
420350	**Sidewalk Flower Markets**	$ 3,000	$ 3,000	$ 3,000	$ -	$ -	$ 3,000

Permits for Sidewalk Flower Markets on the Public Right of Way.

Account		Approved FY 2020-21	Base FY 2021-22	Public Works FY 2021-22	Mayor FY 2021-22	Board of Supervisors FY 2021-22	Board of Supervisors FY 2022-23
420370	**Newsrack Fees**	$ 30,000	$ 30,000	$ 25,000	$ -	$ -	$ 25,000

Permits for Newsrack Fees on the Public Right of Way.

Account		Approved FY 2020-21	Base FY 2021-22	Public Works FY 2021-22	Mayor FY 2021-22	Board of Supervisors FY 2021-22	Board of Supervisors FY 2022-23
460500	**Parklets' Permit Fee**	$ 16,330	$ 16,500	$ 4,000	$ -	$ -	$ 12,500

Permits for Parklets' Permit Fee on the Public Right of Way.

Account		Approved FY 2020-21	Base FY 2021-22	Public Works FY 2021-22	Mayor FY 2021-22	Board of Supervisors FY 2021-22	Board of Supervisors FY 2022-23
460600	**Mobile Food Facilities Permit**	$ 16,747	$ 17,000	$ 10,000	$ -	$ -	$ 8,000

Permits for Mobile Food Facilities Permit on the Public Right of Way.

Street Use and Mapping
Budget Line Item Summary
General Fund

Account		Approved FY 2020-21	Base FY 2021-22	Public Works FY 2021-22	Mayor FY 2021-22	Board of Supervisors FY 2021-22	Board of Supervisors FY 2022-23
460627	**Curb Reconfiguration**	$ 26,518	$ 26,900	$ 20,000	$ -	$ -	$ 20,000

Permits for Curb Reconfiguration on the Public Right of Way.

Account		Approved FY 2020-21	Base FY 2021-22	Public Works FY 2021-22	Mayor FY 2021-22	Board of Supervisors FY 2021-22	Board of Supervisors FY 2022-23
460637	**Street Space**	$ 11,043,695	$ 12,028,873	$ 10,572,011	$ -	$ -	$ 10,552,230

Permits for Street Space on the Public Right of Way.

Account		Approved FY 2020-21	Base FY 2021-22	Public Works FY 2021-22	Mayor FY 2021-22	Board of Supervisors FY 2021-22	Board of Supervisors FY 2022-23
460639	**Misc. Service Charges-DPW**	$ 1,010,000	$ 1,020,000	$ 940,000	$ -	$ -	$ 940,000

Permits for Misc. Service Charges-DPW on the Public Right of Way.

Account		Approved FY 2020-21	Base FY 2021-22	Public Works FY 2021-22	Mayor FY 2021-22	Board of Supervisors FY 2021-22	Board of Supervisors FY 2022-23
460641	**Debris Boxes**	$ 584,250	$ 590,000	$ 570,000	$ -	$ -	$ 624,307

Permits for Debris Boxes on the Public Right of Way.

Account		Approved FY 2020-21	Base FY 2021-22	Public Works FY 2021-22	Mayor FY 2021-22	Board of Supervisors FY 2021-22	Board of Supervisors FY 2022-23
460642	**Sidewalk Permit**	$ 43,568	$ 44,000	$ 30,000	$ -	$ -	$ 40,000

Permits for Sidewalk Permit on the Public Right of Way.

Account		Approved FY 2020-21	Base FY 2021-22	Public Works FY 2021-22	Mayor FY 2021-22	Board of Supervisors FY 2021-22	Board of Supervisors FY 2022-23
460647	**Right-Of-Way Assessment Fee**	$ 170,424	$ 172,000	$ 600,000	$ -	$ -	$ 600,000

Permits for Right-Of-Way Assessment Fee on the Public Right of Way.

Account		Approved FY 2020-21	Base FY 2021-22	Public Works FY 2021-22	Mayor FY 2021-22	Board of Supervisors FY 2021-22	Board of Supervisors FY 2022-23
460675	**Encroachment Assessment Fee**	$ 1,568,773	$ 1,585,000	$ 1,750,000	$ -	$ -	$ 1,800,000

Permits for Encroachment Assessment Fee on the Public Right of Way.

Street Use and Mapping
Budget Line Item Summary
General Fund

Account		Approved FY 2020-21	Base FY 2021-22	Public Works FY 2021-22	Mayor FY 2021-22	Board of Supervisors FY 2021-22	Board of Supervisors FY 2022-23
461122	**Parking Plan Admin Fees**	$ 201,467	$ 204,000	$ 250,000	$ -	$ -	$ 250,000

Permits for Parking Plan Admin Fees on the Public Right of Way.

Account		Approved FY 2020-21	Base FY 2021-22	Public Works FY 2021-22	Mayor FY 2021-22	Board of Supervisors FY 2021-22	Board of Supervisors FY 2022-23
461123	**Parking Plan Inspection Fees**	$ 566,498	$ 572,000	$ 665,000	$ -	$ -	$ 665,000

Permits for Parking Plan Inspection Fees on the Public Right of Way.

Account		Approved FY 2020-21	Base FY 2021-22	Public Works FY 2021-22	Mayor FY 2021-22	Board of Supervisors FY 2021-22	Board of Supervisors FY 2022-23
486520	**MTA - Parking & Traffic**	$ 390,000	$ 394,270	$ 394,270	$ -	$ -	$ 408,069

Permits for MTA - Parking & Traffic on the Public Right of Way.

Street Use and Mapping
Budget Line Item Summary
Inter-Departmental Services Fund

Expenditure Budget

Description of Services:

The County Surveyor (CS) has legal authority to assure compliance to the California Map Act and the San Francisco Subdivision code. The Subdivision and Mapping Division under direction from the CS is responsible for the official City data related to every piece of land within San Francisco. This includes the official maps, subdivision of land, condominium conversions, air rights, lot-line adjustments, record of surveys, street name changes, street vacations, and grade changes.
Budgeted staff also charge fees for services such as plan checking, inspections, and enforcement of local, State and Federal Codes in the regulation & use of the public right-of-way. The excavation group strives for improved street maintenance coordination by minimizing the impact projects have on neighborhoods where they occur. In extremely high density areas, construction work is performed during nights and weekends to minimize disruption to residents & businesses.

Number of Permanent Positions:

Total permanent budgeted FTE positions:	85.00
Total increase (decrease) of permanent budgeted FTE positions:	1.00

Position Reassignment

FTE	Job Class	Job Class Title	From	To	Reference No.
1.00	6230	Street Inspector	BSM-GF	BSM-IDS	1011484

Position Substitution

FTE	From Job Class	Job Class Title	To Job Class	Job Class Title	Reference No.
1.00	6232	Street Inspection Supervisor	923	Manager II	1144511

Account		Approved FY 2020-21	Base FY 2021-22	Public Works FY 2021-22	Mayor FY 2021-22	Board of Supervisors FY 2021-22	Board of Supervisors FY 2022-23
505010	**Temporary Salaries**	$ 120,705	$ 120,705	$ 120,705	$ -	$ -	$ 120,705

Classification	Total	Temporary Pay Purpose
5380	120,705	Engineering/Architecture student trainees from local colleges to work on subdivision, mapping, MIS, surveying, and assist in the issuance of various BSM permits.

Account		Approved FY 2020-21	Base FY 2021-22	Public Works FY 2021-22	Mayor FY 2021-22	Board of Supervisors FY 2021-22	Board of Supervisors FY 2022-23
501010	**Permanent Salaries**	$ 7,009,395	$ 7,492,928	$ 7,091,365	$ -	$ -	$ 7,440,112

Street Use and Mapping
Budget Line Item Summary
Inter-Departmental Services Fund

Account		Approved FY 2020-21	Base FY 2021-22	Public Works FY 2021-22	Mayor FY 2021-22	Board of Supervisors FY 2021-22	Board of Supervisors FY 2022-23
511010	**Overtime Pay**	$ 12,696	$ 12,696	$ 12,696	$ -	$ -	$ 12,696

Classification	Hourly Rate	Hours	Subtotal	Purpose
5312	43.18	106	4,593	To provide Map Checking, Monument Referencing and/or Land Surveying services for Subdivision and Construction projects.
5310	38.42	106	4,079	To provide Map Checking, Monument Referencing and/or Land Surveying services for Subdivision and Construction projects.
6230	40.72	99	4,024	To provide inspection services at night and on weekends for street excavation and construction projects. To attend community meetings after hours.

Account		Approved FY 2020-21	Base FY 2021-22	Public Works FY 2021-22	Mayor FY 2021-22	Board of Supervisors FY 2021-22	Board of Supervisors FY 2022-23
513000	**Mandatory Fringe Benefits**	$ 3,343,083	$ 3,484,567	$ 3,366,098	$ -	$ -	$ 3,383,447

Account		Approved FY 2020-21	Base FY 2021-22	Public Works FY 2021-22	Mayor FY 2021-22	Board of Supervisors FY 2021-22	Board of Supervisors FY 2022-23
520190	**Department Overhead**	$ 3,738,205	$ 3,871,126	$ 3,596,533	$ -	$ -	$ 3,731,810

Account		Approved FY 2020-21	Base FY 2021-22	Public Works FY 2021-22	Mayor FY 2021-22	Board of Supervisors FY 2021-22	Board of Supervisors FY 2022-23
520290	**Division Overhead**	$ 2,834,941	$ 2,506,313	$ 3,513,668	$ -	$ -	$ 3,005,458

Inter-Departmental Revenue:

Account		Approved FY 2020-21	Base FY 2021-22	Public Works FY 2021-22	Mayor FY 2021-22	Board of Supervisors FY 2021-22	Board of Supervisors FY 2022-23
486990	**Rev-General Unallocated**	$ 18,632,398	$ 18,602,393	$ 19,572,064	$ -	$ -	$ 19,376,528

Revenue provided by other city departments for services performed.

Street Use and Mapping
Budget Line Item Summary
Overhead Fund

Expenditure Budget

Description of Services:

The staff provide management, administrative, computer, and analytical support for all programs in the Bureau. Additional expenditures provide training, supplies, transportation, health and safety, and computer support for the Bureau.

Number of Permanent Positions:

Total permanent budgeted FTE positions:	7.00
Total increase (decrease) of permanent budgeted FTE positions:	-

Account		Approved FY 2020-21	Base FY 2021-22	Public Works FY 2021-22	Mayor FY 2021-22	Board of Supervisors FY 2021-22	FY 2022-23
501010	**Permanent Salaries**	$ 801,335	$ 848,504	$ 806,833	$ -	$ -	$ 846,547

Account		Approved FY 2020-21	Base FY 2021-22	Public Works FY 2021-22	Mayor FY 2021-22	Board of Supervisors FY 2021-22	FY 2022-23
505010	**Temporary Salaries**	$ 121,793	$ 121,793	$ 121,793	$ -	$ -	$ 121,793

Classification	Total	Temporary Pay Purpose
5380	23,214	Part-time college interns to help with various BSM projects
Various	2,579	Each year Public Works activates our DOC to support major citywide activities.
Various	96,000	49 South Van Ness office relocation and mentorship program

Account		Approved FY 2020-21	Base FY 2021-22	Public Works FY 2021-22	Mayor FY 2021-22	Board of Supervisors FY 2021-22	FY 2022-23
511010	**Overtime Pay**	$ 1,590	$ 1,590	$ 1,590	$ -	$ -	$ 1,590

Classification	Hourly Rate	Hours	Subtotal	Purpose
1820	50.85	31	1,590	For attending evening community and Board of Supervisors meetings.

Account		Approved FY 2020-21	Base FY 2021-22	Public Works FY 2021-22	Mayor FY 2021-22	Board of Supervisors FY 2021-22	FY 2022-23
513000	**Mandatory Fringe Benefits**	$ 362,969	$ 378,070	$ 366,246	$ -	$ -	$ 366,713

Account		Approved FY 2020-21	Base FY 2021-22	Public Works FY 2021-22	Mayor FY 2021-22	Board of Supervisors FY 2021-22	FY 2022-23
520100	**Overhead Recovery**	$ (3,297,926)	$ (2,854,973)	$ (4,254,300)	$ -	$ -	$ (3,607,618)

Street Use and Mapping
Budget Line Item Summary
Overhead Fund

Account		Approved FY 2020-21	Base FY 2021-22	Public Works FY 2021-22	Mayor FY 2021-22	Board of Supervisors FY 2021-22	Board of Supervisors FY 2022-23
522000	**Training - Budget**	$ -	$ -	$ 18,500	$ -	$ -	$ 48,000

FY 2021-22	FY 2022-23	Description
6,000	6,000	Mandatory safety training for field and office staff (First Aid/CPR, defensive driver training per Health and Safety requirement)
-	22,000	Fundamental of Inspection Practice Purpose of this training is for staff to gain good working knowledge of the sources, scope, and limits of the inspector's authority and responsibilities, including the importance of inspectors for reducing liability risks for the public agency. Learn how to inspect and respond when a problem is found, and how to be an effective member of the project team.
-	5,500	Supervisory and Management training
7,500	7,500	Blue Beam Training
5,000	5,000	CAD Training
-	2,000	Other Various Management & Technical Workshops for Managers, Engineers, Technical Staff and Administrative Staff. Continuous professional & technical training and workshops

Account		Approved FY 2020-21	Base FY 2021-22	Public Works FY 2021-22	Mayor FY 2021-22	Board of Supervisors FY 2021-22	Board of Supervisors FY 2022-23
535000	**Other Current Expenses**	$ 147,467	$ 147,467	$ 147,467	$ -	$ -	$ 211,438

FY 2020-21	FY 2021-22	FY 2022-23	Description
9,561	9,561	9,561	Copy Machine - Minolta Konica
400	400	400	Printing - plans, specifications, contracts
15,120	15,120	-	Parking 6 city vehicles @ 210 each - - garage rent
-	-	144,312	Parking 43 city vehicles @ 280 each - - garage rent
1,033	15,000	15,000	Advertising - Daily Journal Corpn - CA Newspaper
837	1,876	1,876	Professional licenses & registration
338	2,307	2,307	Litigation expenses - City Attorney
1,039	-	-	CPR training
354	-	-	1 cylindrical gas detector quad
281	-	-	Multi unit charger
-	15,000		GRM - Offsite storage for plans and maps
118,503	88,203	37,982	Based on prior year expenditure trends the bureau requires an increase in OH support to facilitate operations

Account		Approved FY 2020-21	Base FY 2021-22	Public Works FY 2021-22	Mayor FY 2021-22	Board of Supervisors FY 2021-22	Board of Supervisors FY 2022-23
535960	**Software Licensing Fees**	$ -	$ -	$ 752,225	$ -	$ -	$ 143,160

Street Use and Mapping
Budget Line Item Summary
Overhead Fund

FY 2020-21	FY 2021-22	FY 2022-23	Description
-	15,600	17,160	Blue Beam Revu Standard software licenses: 48 x $325 Blue Beam software licenses for Permitting and Subdivision Mapping Teams.
-	736,625	126,000	Permit Software: Upgrade and maintainence of a centralized database for permits.

Account		Approved FY 2020-21	Base FY 2021-22	Public Works FY 2021-22	Mayor FY 2021-22	Board of Supervisors FY 2021-22	Board of Supervisors FY 2022-23
540000	**Materials & Supplies**	$ 213,816	$ 64,486	$ 64,486	$ -	$ -	$ 64,486

FY 2020-21	FY 2021-22	FY 2022-23	Description
1,277	3,000	3,000	Health and Safety Supplies & personal protective gear as required in union MOU's. Safety boots, hard hats, vests, first-aid kits, gloves, rain gear, and overalls.
9,120	-	-	Gas detectors to safely test & work in confined spaces
14,000	8,000	8,000	Office supplies –citywide contract
500	500	500	Supplies for interview panelists
104	-	-	Plumbing supplies
9,655	9,686	9,686	Other materials & supplies
9,998	7,500	7,500	Meters for measuring construction noise
4,686	10,000	10,000	Leica Surveying & drafting supplies
182	-	-	Water & sewage treatment supplies
657	1,000	1,000	Minor furnishings replacement and repair; cubicle parts
3,881	3,800	1,900	Permitting (headsets 25@$150 - mandatory safety required PPE for staff working on Permit Center)
10,000	10,000	14,650	Ergonomic supplies, chairs, sit-stand stations, etc.
426	11,000	11,000	Small construction tools, instruments
-	-	-	One time purchase of surveying material for new FTEs
149,329	-	-	One time purchase of stations for the Permit Center

Account		Approved FY 2020-21	Base FY 2021-22	Public Works FY 2021-22	Mayor FY 2021-22	Board of Supervisors FY 2021-22	Board of Supervisors FY 2022-23
549210	**Data Processing Supplies**	$ 240,173	$ 135,199	$ 135,199	$ -	$ -	$ 135,199

FY 2020-21	FY 2021-22	FY 2022-23	Description
107,522	16,644	16,644	Data processing supplies for telecommuting
1,790	6,600	6,600	Communication supplies
82,320	-	-	30 CAD workstations
12,954	12,955	12,955	60 monitors & display port cables for CAD stations
21,726	20,000	20,000	25 DELL Ultra-sharp 34 curved USB-C Monitor U 3419W 25@$800
4,222	-	-	Six ASUS ROG-STRIX-RXVEGA56-O8G HD Graphics Card
2,267	-	-	Six Blue Beam Revu Standard 2018 document editing software licenses
1,772	-	-	1 docking station
5,600	5,600	5,600	Eight Touchscreen Monitors for Front Desk for FY 19-20 and eight for FY 20-21

Street Use and Mapping
Budget Line Item Summary
Overhead Fund

FY 2020-21	FY 2021-22	FY 2022-23	Description
-	55,000	55,000	General IT devices upgrades and replacements
-	18,400	18,400	Inspection and Subdivison - Tablets upgrades and replacement for outdated devices for inspectors and field surveyors

Account		Approved FY 2020-21	Base FY 2021-22	Public Works FY 2021-22	Mayor FY 2021-22	Board of Supervisors FY 2021-22	Board of Supervisors FY 2022-23
581067	**DPW - Building Repair**	$ 34,700	$ 34,700	$ 34,700	$ -	$ -	$ 34,700

As needed services of the Bureau of Building Repair for facilities maintenance and repair, tenant improvements, glazing, painting, carpentry, soft floor, sheet metal, electrical, locksmith, and plumbing.

Account		Approved FY 2020-21	Base FY 2021-22	Public Works FY 2021-22	Mayor FY 2021-22	Board of Supervisors FY 2021-22	Board of Supervisors FY 2022-23
581083	**ADM-Real Estate 49 SVN Rent**	$ 981,026	$ 981,027	$ 1,261,652	$ -	$ -	$ 1,261,652

As per performing department’s recommendation.

Account		Approved FY 2020-21	Base FY 2021-22	Public Works FY 2021-22	Mayor FY 2021-22	Board of Supervisors FY 2021-22	Board of Supervisors FY 2022-23
581210	**TIS-ISD Infrastructure**	$ 169,264	$ 174,907	$ 174,907	$ -	$ -	$ 174,907

Services for the radio communication infrastructure. As per performing department's recommendation.

Account		Approved FY 2020-21	Base FY 2021-22	Public Works FY 2021-22	Mayor FY 2021-22	Board of Supervisors FY 2021-22	Board of Supervisors FY 2022-23
581350	**GF-Emergency Communications**	$ 16,254	$ 16,254	$ 16,254	$ -	$ -	$ 16,254

Radio Replacement as per performing department's recommendation.

Account		Approved FY 2020-21	Base FY 2021-22	Public Works FY 2021-22	Mayor FY 2021-22	Board of Supervisors FY 2021-22	Board of Supervisors FY 2022-23
581360	**TIS-Telephone**	$ 82,962	$ 78,084	$ 78,084	$ -	$ -	$ 78,084

As per performing department's recommendation.

Street Use and Mapping
Budget Line Item Summary
Overhead Fund

Account		Approved FY 2020-21	Base FY 2021-22	Public Works FY 2021-22	Mayor FY 2021-22	Board of Supervisors FY 2021-22	Board of Supervisors FY 2022-23
581520	**SFGH-Medical Service**	$ 7,901	$ 7,901	$ 7,901	$ -	$ -	$ 7,901

Funds to Department of Public Health to conduct annual respiratory protection exams, hearing loss exams, medical exposure monitoring for workers exposed to lead, asbestos, tuberculosis and any other hazards related to health and welfare of employees for compliance under California Code Title 8 and General Industry Safety Order #J144.

Account		Approved FY 2020-21	Base FY 2021-22	Public Works FY 2021-22	Mayor FY 2021-22	Board of Supervisors FY 2021-22	Board of Supervisors FY 2022-23
581650	**Real Estate - Leases Paid**	$ 220,099	$ -	$ -	$ -	$ -	$ -

FY 2020-21	FY 2021-22	FY 2022-23	Location
43,458	-	-	1155 Market St, 1st Floor (3,705 sf)
164,378	-	-	1155 Market St, 3rd Floor (14,014 sf)
511	-	-	1155 Market St, Parking (3 Spots)
11,752	-	-	1660 Mission St, 4th and 5th (747 sf)

Account		Approved FY 2020-21	Base FY 2021-22	Public Works FY 2021-22	Mayor FY 2021-22	Board of Supervisors FY 2021-22	Board of Supervisors FY 2022-23
581710	**Auto Maint. Central Shops**	$ 59,312	$ 58,819	$ 58,819	$ -	$ -	$ 58,819

Maintenance and leasing costs for vehicles. As per performing department's recommendation.

Account		Approved FY 2020-21	Base FY 2021-22	Public Works FY 2021-22	Mayor FY 2021-22	Board of Supervisors FY 2021-22	Board of Supervisors FY 2022-23
581740	**Fuel Central Shops**	$ 23,934	$ 26,074	$ 26,074	$ -	$ -	$ 26,074

As per performing department's recommendation.

Account		Approved FY 2020-21	Base FY 2021-22	Public Works FY 2021-22	Mayor FY 2021-22	Board of Supervisors FY 2021-22	Board of Supervisors FY 2022-23
581820	**Reproduction**	$ 47,709	$ 47,709	$ 47,709	$ -	$ -	$ 47,709

Reproduction and mail services.

Building Repair & Maintenance
All Funds Summary
Fiscal Year 2021-22

Account	Account Title	General Fund	IDS Fund	Overhead Fund	Continuing Funds	Paid Time Off	Grand Total
501010	Perm Salaries-Misc-Regular	$ 710,793	$ 8,048,617	$ 1,281,796	$ -	$ 3,129,898	$ 13,171,104
505010	Temp Misc Regular Salaries	$ 147,599	$ 298,249	$ 83,047	$ -	$ -	$ 528,895
509010	Premium Pay - Misc	$ 53,987	$ 48,566	$ 55,936	$ -	$ -	$ 158,489
511010	Overtime - Scheduled Misc	$ 78,035	$ 200,619	$ 21,479	$ -	$ -	$ 300,133
		$ 990,414	**$ 8,596,051**	**$ 1,442,258**	**$ -**	**$ 3,129,898**	**$ 14,158,621**
506070	Programmatic Projects-Budget	$ -	$ -	$ -	$ 71,000	$ -	$ 71,000
		$ -	**$ -**	**$ -**	**$ 71,000**	**$ -**	**$ 71,000**
513010	Retire City Misc	$ 155,122	$ 1,755,566	$ 277,928	$ -	$ -	$ 2,188,616
514010	Social Security (OASDI & HI)	$ 60,628	$ 530,547	$ 80,091	$ -	$ -	$ 671,266
514020	Social Sec-Medicare(HI Only)	$ 14,362	$ 124,643	$ 20,911	$ -	$ -	$ 159,916
515010	Health Service-City Match	$ 29,258	$ 230,651	$ 29,144	$ -	$ -	$ 289,053
515710	Dependent Coverage	$ 112,416	$ 1,294,417	$ 63,854	$ -	$ -	$ 1,470,687
516010	Dental Coverage	$ 11,849	$ 128,132	$ 7,550	$ -	$ -	$ 147,531
517010	Unemployment Insurance	$ 991	$ 8,595	$ 1,444	$ -	$ 3,130	$ 14,160
519010	Fringe Adjustments-Budget	$ -	$ -	$ -	$ -	$ -	$ -
519110	Flexible Benefit Package	$ 5,244	$ 14,015	$ 9,505	$ -	$ -	$ 28,764
519120	Long Term Disability Insurance	$ 2,318	$ 30,175	$ 2,713	$ -	$ 12,237	$ 47,443
		$ 392,188	**$ 4,116,741**	**$ 493,140**	**$ -**	**$ 15,367**	**$ 5,017,436**
520100	Overhead Recovery	$ -	$ -	$ (2,325,470)	$ -	$ (2,797,726)	$ (5,123,196)
520190	Department Overhead	$ 659,160	$ 4,218,219	$ -	$ -	$ -	$ 4,877,379
520290	Division Overhead	$ 373,216	$ 2,388,352	$ -	$ -	$ -	$ 2,761,568
520990	Other Overhead Charges	$ 215,384	$ 2,146,244	$ -	$ -	$ -	$ 2,361,628
		$ 1,247,760	**$ 8,752,815**	**$ (2,325,470)**	**$ -**	**$ (2,797,726)**	**$ 4,877,379**
521030	Air Travel - Employees	$ -	$ -	$ 506	$ -	$ -	$ 506
521050	Non-Air Travel - Employees	$ -	$ -	$ 1,400	$ -	$ -	$ 1,400
522000	Training - Budget	$ -	$ -	$ 13,750	$ -	$ -	$ 13,750
524010	Membership Fees	$ -	$ -	$ 75	$ -	$ -	$ 75
527990	Other Professional Services	$ 50,000	$ -	$ -	$ -	$ -	$ 50,000
529110	Dp-Wp Equipment Maint	$ -	$ -	$ 2,200	$ -	$ -	$ 2,200
535000	Other Current Expenses - Bdgt	$ 27,500	$ -	$ 35,000	$ -	$ -	$ 62,500
		$ 77,500	**$ -**	**$ 52,931**	**$ -**	**$ -**	**$ 130,431**
540000	Materials & Supplies-Budget	$ 193,514	$ -	$ 188,179	$ -	$ -	$ 381,693
549210	Data Processing Supplies	$ -	$ -	$ 2,686	$ -	$ -	$ 2,686
		$ 193,514	**$ -**	**$ 190,865**	**$ -**	**$ -**	**$ 384,379**
560000	Equipment Purchase-Budget	$ -	$ -	$ -	$ -	$ -	$ -
567000	Bldgs,Struct&Imprv Proj-Budget	$ -	$ -	$ -	$ -	$ -	$ -
584030	Capital Renewal Projects	$ -	$ -	$ -	$ -	$ -	$ -
		$ -	**$ -**	**$ -**	**$ -**	**$ -**	**$ -**
500010	Facilities Maintenance-Budget	$ -	$ -	$ -	$ 490,466	$ -	$ 490,466
		$ -	**$ -**	**$ -**	**$ 490,466**	**$ -**	**$ 490,466**
581051	GF-PUC-Light Heat & Power	$ 348,760	$ -	$ -	$ -	$ -	$ 348,760
581063	PUC Sewer Service Charges	$ 153,100	$ -	$ -	$ -	$ -	$ 153,100
581065	Adm-Real Estate Special Svcs	$ 18,789	$ -	$ -	$ -	$ -	$ 18,789
581066	Sr-DPW-Architecture	$ 4,500	$ -	$ -	$ -	$ -	$ 4,500
581080	Sr-Building Inspection	$ -	$ -	$ -	$ -	$ -	$ -
581210	DT Technology Infrastructure	$ -	$ -	$ 116,544	$ -	$ -	$ 116,544
581350	GF-Emergency Communications	$ -	$ -	$ 17,667	$ -	$ -	$ 17,667
581360	DT Telecommunications Services	$ -	$ -	$ 76,805	$ -	$ -	$ 76,805
581490	GF-HR-Drug Testing	$ -	$ -	$ 2,170	$ -	$ -	$ 2,170
581520	Ef-SFGH-Medical Service	$ -	$ -	$ 75,784	$ -	$ -	$ 75,784
581710	Is-Purch-Centrl Shop-AutoMaint	$ 45,329	$ -	$ 201,302	$ -	$ -	$ 246,631
581730	Is-Purch-Vehicle Leasing (AAO)	$ -	$ -	$ -	$ -	$ -	$ -
581740	Is-Purch-Centrl Shop-FuelStock	$ 104,389	$ -	$ -	$ -	$ -	$ 104,389
581810	Is-GSA-Flet Pol-CarsHRe Vehcle	$ -	$ -	$ -	$ -	$ -	$ -
581820	Is-Purch-Reproduction	$ -	$ -	$ 1,809	$ -	$ -	$ 1,809
		$ 674,867	**$ -**	**$ 492,081**	**$ -**	**$ -**	**$ 1,166,948**
598040	Designated For General Reserve	$ -	$ -	$ -	$ -	$ -	$ -
		$ -	**$ -**	**$ -**	**$ -**	**$ -**	**$ -**
		$ 3,576,243	**$ 21,465,607**	**$ 345,805**	**$ 561,466**	**$ 347,539**	**$ 26,296,660**

Building Repair & Maintenance
All Funds Summary
Fiscal Year 2022-23

Account	Account Title	General Fund	IDS Fund	Overhead Fund	Continuing Funds	Paid Time Off	Grand Total
501010	Perm Salaries-Misc-Regular	$ 745,535	$ 8,444,088	$ 1,347,299	$ -	$ 3,198,203	$ 13,735,125
505010	Temp Misc Regular Salaries	$ 147,599	$ 298,249	$ 83,047	$ -	$ -	$ 528,895
509010	Premium Pay - Misc	$ 53,987	$ 48,566	$ 55,936	$ -	$ -	$ 158,489
511010	Overtime - Scheduled Misc	$ 78,035	$ 200,619	$ 21,479	$ -	$ -	$ 300,133
		$ 1,025,156	**$ 8,991,522**	**$ 1,507,761**	**$ -**	**$ 3,198,203**	**$ 14,722,642**
506070	Programmatic Projects-Budget	$ -	$ -	$ -	$ 71,000	$ -	$ 71,000
		$ -	**$ -**	**$ -**	**$ 71,000**	**$ -**	**$ 71,000**
513010	Retire City Misc	$ 146,878	$ 1,662,575	$ 263,530	$ -	$ -	$ 2,072,983
514010	Social Security (OASDI & HI)	$ 62,640	$ 554,578	$ 83,327	$ -	$ -	$ 700,545
514020	Social Sec-Medicare(HI Only)	$ 14,866	$ 130,378	$ 21,862	$ -	$ -	$ 167,106
515010	Health Service-City Match	$ 31,016	$ 244,489	$ 30,993	$ -	$ -	$ 306,498
515710	Dependent Coverage	$ 119,158	$ 1,372,078	$ 67,903	$ -	$ -	$ 1,559,139
516010	Dental Coverage	$ 12,321	$ 133,292	$ 7,876	$ -	$ -	$ 153,489
517010	Unemployment Insurance	$ 1,026	$ 8,992	$ 1,506	$ -	$ 3,198	$ 14,722
519010	Fringe Adjustments-Budget	$ -	$ -	$ -	$ -	$ -	$ -
519110	Flexible Benefit Package	$ 5,559	$ 14,857	$ 10,109	$ -	$ -	$ 30,525
519120	Long Term Disability Insurance	$ 2,431	$ 31,651	$ 2,851	$ -	$ 12,505	$ 49,438
		$ 395,895	**$ 4,152,890**	**$ 489,957**	**$ -**	**$ 15,703**	**$ 5,054,445**
520100	Overhead Recovery	$ -	$ -	$ (3,433,313)	$ -	$ (3,213,894)	$ (6,647,207)
520190	Department Overhead	$ 688,314	$ 4,393,659	$ -	$ -	$ -	$ 5,081,973
520290	Division Overhead	$ 526,171	$ 3,358,660	$ -	$ -	$ -	$ 3,884,830
520990	Other Overhead Charges	$ 274,330	$ 2,488,046	$ -	$ -	$ -	$ 2,762,377
		$ 1,488,815	**$ 10,240,365**	**$ (3,433,313)**	**$ -**	**$ (3,213,894)**	**$ 5,081,973**
521030	Air Travel - Employees	$ -	$ -	$ 506	$ -	$ -	$ 506
521050	Non-Air Travel - Employees	$ -	$ -	$ 1,400	$ -	$ -	$ 1,400
522000	Training - Budget	$ -	$ -	$ 13,750	$ -	$ -	$ 13,750
524010	Membership Fees	$ -	$ -	$ 75	$ -	$ -	$ 75
527990	Other Professional Services	$ 50,000	$ -	$ -	$ -	$ -	$ 50,000
529110	Dp-Wp Equipment Maint	$ -	$ -	$ 2,200	$ -	$ -	$ 2,200
535000	Other Current Expenses - Bdgt	$ 27,500	$ -	$ 35,000	$ -	$ -	$ 62,500
		$ 77,500	**$ -**	**$ 52,931**	**$ -**	**$ -**	**$ 130,431**
540000	Materials & Supplies-Budget	$ 193,514	$ -	$ 188,179	$ -	$ -	$ 381,693
549210	Data Processing Supplies	$ -	$ -	$ 2,686	$ -	$ -	$ 2,686
		$ 193,514	**$ -**	**$ 190,865**	**$ -**	**$ -**	**$ 384,379**
560000	Equipment Purchase-Budget	$ -	$ -	$ -	$ -	$ -	$ -
567000	Bldgs,Struct&Imprv Proj-Budget	$ -	$ -	$ -	$ -	$ -	$ -
584030	Capital Renewal Projects	$ -	$ -	$ -	$ -	$ -	$ -
		$ -	**$ -**	**$ -**	**$ -**	**$ -**	**$ -**
500010	Facilities Maintenance-Budget	$ -	$ -	$ -	$ -	$ -	$ -
		$ -	**$ -**	**$ -**	**$ -**	**$ -**	**$ -**
581051	GF-PUC-Light Heat & Power	$ 348,760	$ -	$ -	$ -	$ -	$ 348,760
581063	PUC Sewer Service Charges	$ 153,100	$ -	$ -	$ -	$ -	$ 153,100
581065	Adm-Real Estate Special Svcs	$ 18,789	$ -	$ -	$ -	$ -	$ 18,789
581066	Sr-DPW-Architecture	$ 4,500	$ -	$ -	$ -	$ -	$ 4,500
581080	Sr-Building Inspection	$ -	$ -	$ -	$ -	$ -	$ -
581210	DT Technology Infrastructure	$ -	$ -	$ 116,544	$ -	$ -	$ 116,544
581350	GF-Emergency Communications	$ -	$ -	$ 17,667	$ -	$ -	$ 17,667
581360	DT Telecommunications Services	$ -	$ -	$ 76,805	$ -	$ -	$ 76,805
581490	GF-HR-Drug Testing	$ -	$ -	$ 2,170	$ -	$ -	$ 2,170
581520	Ef-SFGH-Medical Service	$ -	$ -	$ 75,784	$ -	$ -	$ 75,784
581710	Is-Purch-Centrl Shop-AutoMaint	$ 45,329	$ -	$ 201,302	$ -	$ -	$ 246,631
581730	Is-Purch-Vehicle Leasing (AAO)	$ -	$ -	$ -	$ -	$ -	$ -
581740	Is-Purch-Centrl Shop-FuelStock	$ 104,389	$ -	$ -	$ -	$ -	$ 104,389
581810	Is-GSA-Flet Pol-CarsHRe Vehcle	$ -	$ -	$ -	$ -	$ -	$ -
581820	Is-Purch-Reproduction	$ -	$ -	$ 1,809	$ -	$ -	$ 1,809
		$ 674,867	**$ -**	**$ 492,081**	**$ -**	**$ -**	**$ 1,166,948**
598040	Designated For General Reserve	$ -	$ -	$ 699,718	$ -	$ -	$ 699,718
		$ -	**$ -**	**$ 699,718**	**$ -**	**$ -**	**$ 699,718**
		$ 3,855,748	**$ 23,384,777**	**$ (0)**	**$ 71,000**	**$ 12**	**$ 27,311,536**

Building Repair & Maintenance
Position Summary
Fiscal Year 2021-22

Job Class ID	Job Class Title	10000 General Fund FTE	10000 General Fund Amount	10040 IDS Fund FTE	10040 IDS Fund Amount	13920 Overhead Fund FTE	13920 Overhead Fund Amount	Total FTE	Total Amount
0932	Manager IV	-	$ -	-	$ -	1.00	$ 180,471	1.00	$ 180,471
0941	Manager VI	-	$ -	-	$ -	1.00	$ 208,959	1.00	$ 208,959
1404	Clerk	-	$ -	-	$ -	-	$ -	-	$ -
1632	Senior Account Clerk	-	$ -	-	$ -	-	$ -	-	$ -
1634	Principal Account Clerk	-	$ -	-	$ -	1.00	$ 93,177	1.00	$ 93,177
1840	Junior Management Assistant	-	$ -	-	$ -	2.00	$ 174,164	2.00	$ 174,164
1842	Management Assistant	-	$ -	-	$ -	1.00	$ 98,848	1.00	$ 98,848
2708	Custodian	2.00	$ 138,705	-	$ -	-	$ -	2.00	$ 138,705
7120	Buildings And Grounds Maintenance Superintendent	-	$ -	-	$ -	-	$ -	-	$ -
7213	Plumber Supervisor I	-	$ -	2.00	$ 278,206	-	$ -	2.00	$ 278,206
7218	Asbestos Abatement Worker II	-	$ -	-	$ -	-	$ -	-	$ -
7219	Maintenance Scheduler	-	$ -	-	$ -	1.00	$ 93,177	1.00	$ 93,177
7226	Carpenter Supervisor I	-	$ -	2.00	$ 262,252	-	$ -	2.00	$ 262,252
7233	Glazier Supervisor I	-	$ -	1.00	$ 131,126	-	$ -	1.00	$ 131,126
7236	Locksmith Supervisor I	-	$ -	1.00	$ 131,126	-	$ -	1.00	$ 131,126
7238	Electrician Supervisor I	-	$ -	2.00	$ 270,256	-	$ -	2.00	$ 270,256
7242	Painter Supervisor I	-	$ -	2.00	$ 234,267	-	$ -	2.00	$ 234,267
7262	Maintenance Planner	-	$ -	1.00	$ 138,046	-	$ -	1.00	$ 138,046
7263	Maintenance Manager	1.00	$ 162,112	3.00	$ 486,336	-	$ -	4.00	$ 648,448
7276	Electrician Supervisor II	-	$ -	1.00	$ 150,366	-	$ -	1.00	$ 150,366
7326	Glazier	-	$ -	5.00	$ 537,040	-	$ -	5.00	$ 537,040
7334	Stationary Engineer	4.00	$ 433,044	1.00	$ 108,261	-	$ -	5.00	$ 541,305
7335	Senior Stationary Engineer	1.00	$ 122,696	-	$ -	-	$ -	1.00	$ 122,696
7342	Locksmith	-	$ -	6.00	$ 637,611	-	$ -	6.00	$ 637,611
7344	Carpenter	-	$ -	12.00	$ 1,275,221	-	$ -	12.00	$ 1,275,221
7345	Electrician	1.00	$ 119,466	16.00	$ 1,791,987	-	$ -	17.00	$ 1,911,453
7346	Painter	-	$ -	9.00	$ 782,305	-	$ -	9.00	$ 782,305
7347	Plumber	-	$ -	13.00	$ 1,360,765	-	$ -	13.00	$ 1,360,765
7348	Steamfitter	-	$ -	7.00	$ 742,236	-	$ -	7.00	$ 742,236
7349	Steamfitter Supervisor I	-	$ -	1.00	$ 139,103	-	$ -	1.00	$ 139,103
7376	Sheet Metal Worker	-	$ -	10.00	$ 1,243,685	-	$ -	10.00	$ 1,243,685
7393	Soft Floor Coverer	-	$ -	3.00	$ 212,537	-	$ -	3.00	$ 212,537
7394	Soft Floor Coverer Supervisor I	-	$ -	1.00	$ 131,126	-	$ -	1.00	$ 131,126
7510	Lighting Fixture Maintenance Worker	-	$ -	1.00	$ 69,194	-	$ -	1.00	$ 69,194
7514	General Laborer	-	$ -	5.00	$ 391,815	-	$ -	5.00	$ 391,815
9343	Roofer	-	$ -	2.00	$ 198,544	-	$ -	2.00	$ 198,544
9345	Sheet Metal Supervisor I	-	$ -	1.00	$ 139,103	-	$ -	1.00	$ 139,103
9991	One Day Adjustment - Misc	-	$ 2,785	-	$ 31,552	-	$ 4,962	-	$ 39,299
9993	Attrition Savings - Miscellaneous	(0.19)	$ (20,105)	(13.05)	$ (1,514,643)	(0.79)	$ (96,320)	(14.03)	$ (1,631,068)
9995	Positions Not Detailed - Miscellaneous	-	$ -	-	$ -	-	$ 869,754	-	$ 869,754
9996	Estimated Project Funding - Misc	-	$ (205,352)	-	$ (2,300,183)	-	$ (336,983)	-	$ (2,842,518)
OVER	Overtime - Miscellaneous	-	$ 78,035	-	$ 200,619	-	$ 21,479	-	$ 300,133
PREM	Premium Pay - Miscellaneous	-	$ 53,987	-	$ 48,566	-	$ 55,936	-	$ 158,489
STEP	Step Adjustments, Miscellaneous	-	$ (42,560)	-	$ (10,624)	-	$ (8,412)	-	$ (61,596)
TEMP	Temporary - Miscellaneous	1.30	$ 147,599	2.62	$ 298,249	0.73	$ 83,047	4.65	$ 528,895
		10.11	**$ 990,412**	**97.57**	**$ 8,596,050**	**6.94**	**$ 1,442,259**	**114.62**	**$ 11,028,721**

Building Repair & Maintenance
Position Summary
Fiscal Year 2022-23

Job Class ID	Job Class Title	10000 General Fund FTE	10000 General Fund Amount	10040 IDS Fund FTE	10040 IDS Fund Amount	13920 Overhead Fund FTE	13920 Overhead Fund Amount	Total FTE	Total Amount
0932	Manager IV	-	$ -	-	$ -	1.00	$ 189,479	1.00	$ 189,479
0941	Manager VI	-	$ -	-	$ -	1.00	$ 219,389	1.00	$ 219,389
1404	Clerk	-	$ -	-	$ -	-	$ -	-	$ -
1632	Senior Account Clerk	-	$ -	-	$ -	-	$ -	-	$ -
1634	Principal Account Clerk	-	$ -	-	$ -	1.00	$ 97,827	1.00	$ 97,827
1840	Junior Management Assistant	-	$ -	-	$ -	2.00	$ 182,856	2.00	$ 182,856
1842	Management Assistant	-	$ -	-	$ -	1.00	$ 103,782	1.00	$ 103,782
2708	Custodian	2.00	$ 145,628	-	$ -	-	$ -	2.00	$ 145,628
7120	Buildings And Grounds Maintenance Superintendent	-	$ -	-	$ -	-	$ -	-	$ -
7213	Plumber Supervisor I	-	$ -	2.00	$ 292,092	-	$ -	2.00	$ 292,092
7218	Asbestos Abatement Worker II	-	$ -	-	$ -	-	$ -	-	$ -
7219	Maintenance Scheduler	-	$ -	-	$ -	1.00	$ 97,827	1.00	$ 97,827
7226	Carpenter Supervisor I	-	$ -	2.00	$ 275,342	-	$ -	2.00	$ 275,342
7233	Glazier Supervisor I	-	$ -	1.00	$ 137,671	-	$ -	1.00	$ 137,671
7236	Locksmith Supervisor I	-	$ -	1.00	$ 137,671	-	$ -	1.00	$ 137,671
7238	Electrician Supervisor I	-	$ -	2.00	$ 283,745	-	$ -	2.00	$ 283,745
7242	Painter Supervisor I	-	$ -	2.00	$ 245,961	-	$ -	2.00	$ 245,961
7262	Maintenance Planner	-	$ -	1.00	$ 145,302	-	$ -	1.00	$ 145,302
7263	Maintenance Manager	1.00	$ 170,632	3.00	$ 511,895	-	$ -	4.00	$ 682,527
7276	Electrician Supervisor II	-	$ -	1.00	$ 157,871	-	$ -	1.00	$ 157,871
7326	Glazier	-	$ -	5.00	$ 563,845	-	$ -	5.00	$ 563,845
7334	Stationary Engineer	4.00	$ 454,658	1.00	$ 113,664	-	$ -	5.00	$ 568,322
7335	Senior Stationary Engineer	1.00	$ 128,820	-	$ -	-	$ -	1.00	$ 128,820
7342	Locksmith	-	$ -	6.00	$ 669,435	-	$ -	6.00	$ 669,435
7344	Carpenter	-	$ -	12.00	$ 1,338,871	-	$ -	12.00	$ 1,338,871
7345	Electrician	1.00	$ 125,429	16.00	$ 1,881,431	-	$ -	17.00	$ 2,006,860
7346	Painter	-	$ -	9.00	$ 821,352	-	$ -	9.00	$ 821,352
7347	Plumber	-	$ -	13.00	$ 1,428,685	-	$ -	13.00	$ 1,428,685
7348	Steamfitter	-	$ -	7.00	$ 779,282	-	$ -	7.00	$ 779,282
7349	Steamfitter Supervisor I	-	$ -	1.00	$ 146,046	-	$ -	1.00	$ 146,046
7376	Sheet Metal Worker	-	$ -	10.00	$ 1,305,761	-	$ -	10.00	$ 1,305,761
7393	Soft Floor Coverer	-	$ -	3.00	$ 223,145	-	$ -	3.00	$ 223,145
7394	Soft Floor Coverer Supervisor I	-	$ -	1.00	$ 137,671	-	$ -	1.00	$ 137,671
7510	Lighting Fixture Maintenance Worker	-	$ -	1.00	$ 72,647	-	$ -	1.00	$ 72,647
7514	General Laborer	-	$ -	5.00	$ 411,372	-	$ -	5.00	$ 411,372
9343	Roofer	-	$ -	2.00	$ 208,454	-	$ -	2.00	$ 208,454
9345	Sheet Metal Supervisor I	-	$ -	1.00	$ 146,046	-	$ -	1.00	$ 146,046
9991	One Day Adjustment - Misc	-	$ 2,856	-	$ 32,349	-	$ 5,161	-	$ 40,366
9993	Attrition Savings - Miscellaneous	(0.19)	$ (21,263)	(13.05)	$ (1,590,628)	(0.77)	$ (98,543)	(14.01)	$ (1,710,434)
9995	Positions Not Detailed - Miscellaneous	-	$ -	-	$ -	-	$ 913,164	-	$ 913,164
9996	Estimated Project Funding - Misc	-	$ (216,212)	-	$ (2,421,732)	-	$ (354,811)	-	$ (2,992,755)
OVER	Overtime - Miscellaneous	-	$ 78,035	-	$ 200,619	-	$ 21,479	-	$ 300,133
PREM	Premium Pay - Miscellaneous	-	$ 53,987	-	$ 48,566	-	$ 55,936	-	$ 158,489
STEP	Step Adjustments, Miscellaneous	-	$ (45,011)	-	$ (11,157)	-	$ (8,832)	-	$ (65,000)
TEMP	Temporary - Miscellaneous	1.26	$ 147,599	2.54	$ 298,249	0.71	$ 83,047	4.51	$ 528,895
		10.07	**$ 1,025,158**	**97.49**	**$ 8,991,523**	**6.94**	**$ 1,507,761**	**114.50**	**$ 11,524,442**

Building Repair
Budget Line Item Summary
General Fund

Expenditure Budget

Description of Services:

Provide operational and repair and maintenance services for buildings, structures and equipment. This includes routine and preventative maintenance, repairs at 2323 Cesar Chavez Street (DPW Operations Complex),United Nations Plaza, Hallidie Plaza, Ferry Plaza, Justin Herman Plaza, Embarcadero Plaza, Vaillancourt Fountain, 4th Street Bridge, Lefty O'Doul Bridge, Islais Creek Bridge, Broadway Tunnel, Stockton Tunnel, and Geary Street Tunnel/Overpass, Market Street historical clocks, Blue Bridge (Fillmore and Geary), Flying Book Square (Columbus and Broadway), Pink Triangle, Seventeenth and Market temporary plaza, Jack Kerouac Alley, and Civic Center Steam Loop.

Number of Permanent Positions:

Total permanent budgeted FTE positions:	9.00
Total increase (decrease) of permanent budgeted FTE positions:	-

Account		Approved FY 2020-21	Base FY 2021-22	Public Works FY 2021-22	Mayor FY 2021-22	Board of Supervisors FY 2021-22	FY 2022-23
501010	**Permanent Salaries**	$ 702,690	$ 764,231	$ 710,793			$ 745,535

Account		Approved FY 2020-21	Base FY 2021-22	Public Works FY 2021-22	Mayor FY 2021-22	Board of Supervisors FY 2021-22	FY 2022-23
505010	**Temporary Salaries**	$ 147,599	$ 147,599	$ 147,599			$ 147,599

Classification	Total	Temporary Pay Purpose
7334	73,800	Funding for additional part time to complete deferred maintenance
7335	10,332	
7344	4,428	
7346	2,952	
7510	11,808	
7345	26,568	
7348	10,332	
7376	7,380	

Account		Approved FY 2020-21	Base FY 2021-22	Public Works FY 2021-22	Mayor FY 2021-22	Board of Supervisors FY 2021-22	FY 2022-23
509010	**Premium Pay**	$ 53,987	$ 53,987	$ 53,987			$ 53,987

The following classes are entitled to premium pay per MOU agreements:

Classification	Hourly Rate	Hours	Subtotal	Premium Pay Type
2708	1.41	1,914	2,699	Night shift, swing shift, and equipment premiums
7120	3.27	2,476	8,098	
7334	1.83	8,850	16,196	
7335	2.50	4,319	10,797	
Various			16,196	

Building Repair
Budget Line Item Summary
General Fund

Account		Approved FY 2020-21	Base FY 2021-22	Public Works FY 2021-22	Mayor FY 2021-22	Board of Supervisors FY 2021-22	Board of Supervisors FY 2022-23
511010	**Overtime Pay**	$ 78,035	$ 78,035	$ 78,035	$ -	$ -	$ 78,035

Classification	Hourly Rate	Hours	Subtotal	Purpose
2708	47.64	49	2,341	Overtime salaries are for 24-hour coverage of emergency repair to building systems at the Operations Yard, and during evenings and weekends when failures pose hazards to life, health or property. Temporary employees are used for this purpose when their knowledge of the facilities is adequate and they are available, otherwise regular staff are called in on overtime. The hiring of additional permanent employees to cover emergency repair would create redundancy and an increase in overall budget.
7120	106.96	15	1,561	
7334	73.45	712	52,283	
7335	83.25	66	5,462	
7344	72.99	53	3,902	
7345	82.07	48	3,902	
7347	84.98	37	3,121	
7348	84.98	64	5,462	

Account		Approved FY 2020-21	Base FY 2021-22	Public Works FY 2021-22	Mayor FY 2021-22	Board of Supervisors FY 2021-22	Board of Supervisors FY 2022-23
513000	**Mandatory Fringe Benefits**	$ 388,771	$ 408,108	$ 392,188	$ -	$ -	$ 395,895

Account		Approved FY 2020-21	Base FY 2021-22	Public Works FY 2021-22	Mayor FY 2021-22	Board of Supervisors FY 2021-22	Board of Supervisors FY 2022-23
520190	**Department Overhead**	$ 472,816	$ 463,498	$ 659,160	$ -	$ -	$ 688,314

Account		Approved FY 2020-21	Base FY 2021-22	Public Works FY 2021-22	Mayor FY 2021-22	Board of Supervisors FY 2021-22	Board of Supervisors FY 2022-23
520290	**Division Overhead**	$ 345,552	$ 319,915	$ 373,216	$ -	$ -	$ 526,171

Account		Approved FY 2020-21	Base FY 2021-22	Public Works FY 2021-22	Mayor FY 2021-22	Board of Supervisors FY 2021-22	Board of Supervisors FY 2022-23
520990	**Other Overhead Charges**	$ 176,036	$ 185,458	$ 215,384	$ -	$ -	$ 274,330

Account		Approved FY 2020-21	Base FY 2021-22	Public Works FY 2021-22	Mayor FY 2021-22	Board of Supervisors FY 2021-22	Board of Supervisors FY 2022-23
527990	**Professional Services**	$ 50,000	$ 50,000	$ 50,000	$ -	$ -	$ 50,000

FY 2020-21	FY 2021-22	FY 2022-23	Description
50,000	-	50,000	Inspection and maintenance for the Bridges and Tunnels

Account		Approved FY 2020-21	Base FY 2021-22	Public Works FY 2021-22	Mayor FY 2021-22	Board of Supervisors FY 2021-22	Board of Supervisors FY 2022-23
535000	**Other Current Expenses**	$ 27,500	$ 27,500	$ 27,500	$ -	$ -	$ 27,500

FY 2020-21	FY 2021-22	FY 2022-23	Description
7,000	7,000	7,000	Equipment Maintenance
1,500	1,500	1,500	Chemically treated dust cloth service
11,000	11,000	11,000	Pest Control
8,000	8,000	8,000	Services such as life safety testing

Building Repair
Budget Line Item Summary
General Fund

Account		Approved FY 2020-21	Base FY 2021-22	Public Works FY 2021-22	Mayor FY 2021-22	Board of Supervisors FY 2021-22	Board of Supervisors FY 2022-23
540000	**Materials & Supplies**	$ 193,514	$ 193,514	$ 193,514	$ -	$ -	$ 193,514

FY 2020-21	FY 2021-22	FY 2022-23	Description
61,924	61,924	61,924	Steam Loop Materials & Supplies
11,611	11,611	11,611	Electrical Supplies
5,805	5,805	5,805	Fire Extinguishers
3,870	3,870	3,870	Furnishings
9,676	9,676	9,676	Maintenance Supplies
7,741	7,741	7,741	Lighting Tubes & Bulbs
13,546	13,546	13,546	Building Maintenance Supplies
3,870	3,870	3,870	Painters Supplies
3,870	3,870	3,870	Carpenter Supplies
5,805	5,805	5,805	Plumbers Supplies
13,546	13,546	13,546	Safety Supplies
11,611	11,611	11,611	Small Tools
7,741	7,741	7,741	Hardware
5,805	5,805	5,805	Construction Materials
15,481	15,481	15,481	Basic Materials
1,935	1,935	1,935	Fuels and Lubricants
3,870	3,870	3,870	Other
5,805	5,805	5,805	Household

Account		Approved FY 2020-21	Base FY 2021-22	Public Works FY 2021-22	Mayor FY 2021-22	Board of Supervisors FY 2021-22	Board of Supervisors FY 2022-23
560000	**Equipment Purchases**	$ 337,664	$ -	$ -	$ -	$ -	$ -

Account		Approved FY 2020-21	Base FY 2021-22	Public Works FY 2021-22	Mayor FY 2021-22	Board of Supervisors FY 2021-22	Board of Supervisors FY 2022-23
581051	**Light, Heat, & Power**	$ 91,311	$ 348,760	$ 348,760	$ -	$ -	$ 348,760

For utilities at DPW Operations Yard and UN Plaza. As per performing department's recommendation.

Account		Approved FY 2020-21	Base FY 2021-22	Public Works FY 2021-22	Mayor FY 2021-22	Board of Supervisors FY 2021-22	Board of Supervisors FY 2022-23
581063	**Sewer Service Charge**	$ 142,400	$ 153,100	$ 153,100	$ -	$ -	$ 153,100

Sewer Service charges for Cesar Chavez Street facilities. As per performing department's recommendation.

Account		Approved FY 2020-21	Base FY 2021-22	Public Works FY 2021-22	Mayor FY 2021-22	Board of Supervisors FY 2021-22	Board of Supervisors FY 2022-23
581065	**Real Estate Special Srvcs**	$ 17,996	$ 18,789	$ 18,789	$ -	$ -	$ 18,789

For Elevator Maintenance for Hallidie Plaza. As per performing department's recommendation.

Building Repair
Budget Line Item Summary
General Fund

Account		Approved FY 2020-21	Base FY 2021-22	Public Works FY 2021-22	Mayor FY 2021-22	Board of Supervisors FY 2021-22	Board of Supervisors FY 2022-23
581066	**DPW Architecture**	$ 4,500	$ 4,500	$ 4,500	$ -	$ -	$ 4,500

Mandated by the U.S. Department of Transportation Federal Highway Administration for integrity testing of fuel and storage tanks by the Bureau of Construction Management (Site Assessment and Remediation Division).

Account		Approved FY 2020-21	Base FY 2021-22	Public Works FY 2021-22	Mayor FY 2021-22	Board of Supervisors FY 2021-22	Board of Supervisors FY 2022-23
581710	**Auto Maint.**	$ 45,709	$ 45,329	$ 45,329	$ -	$ -	$ 45,329

Leasing and Central Shops – for machinist's services for the Bridges and Tunnel Program. As per performing department's recommendation.

Account		Approved FY 2020-21	Base FY 2021-22	Public Works FY 2021-22	Mayor FY 2021-22	Board of Supervisors FY 2021-22	Board of Supervisors FY 2022-23
581740	**Centrl Shop - FuelStock**	$ 95,822	$ 104,389	$ 104,389	$ -	$ -	$ 104,389

As per performing department's recommendation.

Building Repair
Budget Line Item Summary
Inter-Departmental Services Fund

Expenditure Budget

Description of Services:

To provide building operations, maintenance, and a variety of repairs, alterations, and new construction services to other agencies on a work order basis at a cost that is competitive with private industry. This funding source is based on prior year experience. While a given amount of work order funds is committed at the beginning of the fiscal year, numerous agencies provide additional funds throughout the year as maintenance and repair needs materialize.

Number of Permanent Positions:

Total permanent budgeted FTE positions:	108.00
Total increase (decrease) of permanent budgeted FTE positions:	-

Account		Approved FY 2020-21	Base FY 2021-22	Public Works FY 2021-22	Mayor FY 2021-22	Board of Supervisors FY 2021-22	FY 2022-23
501010	**Permanent Salaries**	$ 8,093,167	$ 8,633,318	$ 8,048,617	$ -	$ -	$ 8,444,088

Account		Approved FY 2020-21	Base FY 2021-22	Public Works FY 2021-22	Mayor FY 2021-22	Board of Supervisors FY 2021-22	FY 2022-23
505010	**Temporary Salaries**	$ 298,249	$ 298,249	$ 298,249	$ -	$ -	$ 298,249

Account		Approved FY 2020-21	Base FY 2021-22	Public Works FY 2021-22	Mayor FY 2021-22	Board of Supervisors FY 2021-22	FY 2022-23
509010	**Premium Pay**	$ 48,566	$ 48,566	$ 48,566	$ -	$ -	$ 48,566

The following classes are entitled to premium pay per MOU agreements:

Classification	Hourly Rate	Hours	Subtotal	Premium Pay Type
7242	0.50	582	291	Premium salaries per MOU agreements including, lead worker, shift assignment and equipment operation premiums.
7346	0.50	3,594	1,797	
7213	0.75	129	97	
7233	0.75	65	49	
7242	0.75	65	49	
7326	0.75	907	680	
7347	0.75	129	97	
7348	0.75	129	97	
7349	0.75	65	49	
7376	0.75	777	583	
9345	0.75	65	49	
7326	1.25	4,002	5,002	
7342	1.25	3,458	4,322	
7344	1.25	4,818	6,022	
7345	1.25	5,478	6,848	
7346	1.25	5,206	6,508	
7347	1.25	4,430	5,537	
7348	1.25	3,963	4,954	
7376	1.25	4,430	5,537	

Building Repair
Budget Line Item Summary
Inter-Departmental Services Fund

Account		Approved FY 2020-21	Base FY 2021-22	Public Works FY 2021-22	Mayor FY 2021-22	Board of Supervisors FY 2021-22	Board of Supervisors FY 2022-23
511010	**Overtime Pay**	$ 200,619	$ 200,619	$ 200,619	$ -	$ -	$ 200,619

Classification	Hourly Rate	Hours	Subtotal	Purpose
7213	95.08	19	1,806	Overtime salaries are for 24-hour coverage for emergency repair to city-owned facilities and building systems, ensuring that police, fire, and all other public safety operations are fully functional. Additionally, many other City clients request work to be performed during evenings, weekends, and holidays, so as to avoid interruptions or disturbances during their normal business day. Examples include Superior and Municipal Courts while in session, rehearsal hours at the Opera House and Davies Hall, and City College while classes are in session.
7226	89.61	74	6,620	
7236	89.61	20	1,806	
7238	92.35	167	15,448	
7242	80.06	195	15,648	
7344	72.63	204	14,846	
7345	81.67	656	53,565	
7346	66.86	441	29,491	
7347	84.55	349	29,491	
7348	84.55	223	18,858	
7376	85.01	87	7,423	
7393	72.63	28	2,006	
9345	95.08	38	3,611	

Account		Approved FY 2020-21	Base FY 2021-22	Public Works FY 2021-22	Mayor FY 2021-22	Board of Supervisors FY 2021-22	Board of Supervisors FY 2022-23
513000	**Mandatory Fringe Benefits**	$ 4,112,104	$ 4,291,608	$ 4,116,741	$ -	$ -	$ 4,152,890

Account		Approved FY 2020-21	Base FY 2021-22	Public Works FY 2021-22	Mayor FY 2021-22	Board of Supervisors FY 2021-22	Board of Supervisors FY 2022-23
520190	**Department Overhead**	$ 4,405,767	$ 4,532,169	$ 4,218,219	$ -	$ -	$ 4,393,659

Account		Approved FY 2020-21	Base FY 2021-22	Public Works FY 2021-22	Mayor FY 2021-22	Board of Supervisors FY 2021-22	Board of Supervisors FY 2022-23
520290	**Division Overhead**	$ 3,219,904	$ 3,128,190	$ 2,388,352	$ -	$ -	$ 3,358,660

Account		Approved FY 2020-21	Base FY 2021-22	Public Works FY 2021-22	Mayor FY 2021-22	Board of Supervisors FY 2021-22	Board of Supervisors FY 2022-23
520990	**Other Overhead Charges**	$ 2,416,621	$ 2,628,760	$ 2,146,244	$ -	$ -	$ 2,488,046

Inter-Departmental Revenue:

Account		Approved FY 2020-21	Base FY 2021-22	Public Works FY 2021-22	Mayor FY 2021-22	Board of Supervisors FY 2021-22	Board of Supervisors FY 2022-23
486010	**Asian Arts Museum**	$ 10,712	$ 11,087	$ 11,087	$ -	$ -	$ 11,475

Building maintenance and repair services per requesting department.

Account		Approved FY 2020-21	Base FY 2021-22	Public Works FY 2021-22	Mayor FY 2021-22	Board of Supervisors FY 2021-22	Board of Supervisors FY 2022-23
486020	**Airport**	$ 155,436	$ 57,376	$ 10,000	$ -	$ -	$ 57,376

Building maintenance and repair services per requesting department.

Building Repair
Budget Line Item Summary
Inter-Departmental Services Fund

Account		Approved FY 2020-21	Base FY 2021-22	Public Works FY 2021-22	Mayor FY 2021-22	Board of Supervisors FY 2021-22	FY 2022-23
486030	**ADM**	$ 847,682	$ 870,857	$ 870,966	$ -	$ -	$ 897,472

Building maintenance and repair services per requesting department.

Account		Approved FY 2020-21	Base FY 2021-22	Public Works FY 2021-22	Mayor FY 2021-22	Board of Supervisors FY 2021-22	FY 2022-23
486050	**Adult Probation**	$ 27,718	$ 28,688	$ 10,000	$ -	$ -	$ 10,000

Building maintenance and repair services per requesting department.

Account		Approved FY 2020-21	Base FY 2021-22	Public Works FY 2021-22	Mayor FY 2021-22	Board of Supervisors FY 2021-22	FY 2022-23
486090	**Board of Supervisors**	$ 22,895	$ 23,697	$ 23,696	$ -	$ -	$ 24,526

Building maintenance and repair services per requesting department.

Account		Approved FY 2020-21	Base FY 2021-22	Public Works FY 2021-22	Mayor FY 2021-22	Board of Supervisors FY 2021-22	FY 2022-23
486195	**Homelessness and Supportive Housing**	$ 20,000	$ 20,000	$ 20,000	$ -	$ -	$ 20,700

Building maintenance and repair services per requesting department.

Account		Approved FY 2020-21	Base FY 2021-22	Public Works FY 2021-22	Mayor FY 2021-22	Board of Supervisors FY 2021-22	FY 2022-23
486270	**District Attorney**	$ 5,000	$ 5,000	$ 5,000	$ -	$ -	$ 5,175

Building maintenance and repair services per requesting department.

Account		Approved FY 2020-21	Base FY 2021-22	Public Works FY 2021-22	Mayor FY 2021-22	Board of Supervisors FY 2021-22	FY 2022-23
486290	**Emergency Communication**	$ 118,803	$ 118,803	$ 118,804	$ -	$ -	$ 122,962

Building maintenance and repair services per requesting department.

Account		Approved FY 2020-21	Base FY 2021-22	Public Works FY 2021-22	Mayor FY 2021-22	Board of Supervisors FY 2021-22	FY 2022-23
486340	**Fire**	$ 166,571	$ 172,402	$ 172,401	$ -	$ -	$ 178,435

Building maintenance and repair services per requesting department.

Account		Approved FY 2020-21	Base FY 2021-22	Public Works FY 2021-22	Mayor FY 2021-22	Board of Supervisors FY 2021-22	FY 2022-23
486370	**DPH - Community**	$ 217,538	$ 225,153	$ 225,152	$ -	$ -	$ 233,032

Building maintenance and repair services per requesting department.

Building Repair
Budget Line Item Summary
Inter-Departmental Services Fund

Account		Approved FY 2020-21	Base FY 2021-22	Public Works FY 2021-22	Mayor FY 2021-22	Board of Supervisors FY 2021-22	FY 2022-23
486380	**DPH - SF General**	$ 398,444	$ 412,390	$ 412,389	$ -	$ -	$ 426,823

Building maintenance and repair services per requesting department.

Account		Approved FY 2020-21	Base FY 2021-22	Public Works FY 2021-22	Mayor FY 2021-22	Board of Supervisors FY 2021-22	FY 2022-23
486390	**DPH - Laguna Honda**	$ 443,954	$ 459,492	$ 475,575	$ -	$ -	$ 492,220

Building maintenance and repair services per requesting department.

Account		Approved FY 2020-21	Base FY 2021-22	Public Works FY 2021-22	Mayor FY 2021-22	Board of Supervisors FY 2021-22	FY 2022-23
486430	**Public Library**	$ 1,436,250	$ 1,486,519	$ 1,486,519	$ -	$ -	$ 1,538,547

Building maintenance and repair services per requesting department.

Account		Approved FY 2020-21	Base FY 2021-22	Public Works FY 2021-22	Mayor FY 2021-22	Board of Supervisors FY 2021-22	FY 2022-23
486460	**MTA - MUNI Railway**	$ 661,517	$ 665,785	$ 665,785	$ -	$ -	$ 689,088

Building maintenance and repair services per requesting department.

Account		Approved FY 2020-21	Base FY 2021-22	Public Works FY 2021-22	Mayor FY 2021-22	Board of Supervisors FY 2021-22	FY 2022-23
486500	**Police**	$ 1,047,040	$ 1,141,273	$ 1,141,273	$ -	$ -	$ 1,181,217

Building maintenance and repair services per requesting department.

Account		Approved FY 2020-21	Base FY 2021-22	Public Works FY 2021-22	Mayor FY 2021-22	Board of Supervisors FY 2021-22	FY 2022-23
486520	**MTA - Parking & Traffic**	$ 206,857	$ 210,075	$ 210,075	$ -	$ -	$ 217,427

Building maintenance and repair services per requesting department.

Account		Approved FY 2020-21	Base FY 2021-22	Public Works FY 2021-22	Mayor FY 2021-22	Board of Supervisors FY 2021-22	FY 2022-23
486530	**Port**	$ 42,000	$ 42,000	$ 22,000	$ -	$ -	$ 22,000

Building maintenance and repair services per requesting department.

Account		Approved FY 2020-21	Base FY 2021-22	Public Works FY 2021-22	Mayor FY 2021-22	Board of Supervisors FY 2021-22	FY 2022-23
486560	**Public Works**	$ 2,952,125	$ 2,952,125	$ 2,452,125	$ -	$ -	$ 2,452,125

Building maintenance and repair services per various bureaus in Public Works.

Building Repair
Budget Line Item Summary
Inter-Departmental Services Fund

Account		Approved FY 2020-21	Base FY 2021-22	Public Works FY 2021-22	Mayor FY 2021-22	Board of Supervisors FY 2021-22	FY 2022-23
486600	**ADM - Real Estate Division**	$ 690,272	$ 698,827	$ 698,826	$ -	$ -	$ 707,678

Building maintenance and repair services per requesting department.

Account		Approved FY 2020-21	Base FY 2021-22	Public Works FY 2021-22	Mayor FY 2021-22	Board of Supervisors FY 2021-22	FY 2022-23
486610	**Elections**	$ 12,019	$ 12,440	$ 12,019	$ -	$ -	$ 12,019

Building maintenance and repair services per requesting department.

Account		Approved FY 2020-21	Base FY 2021-22	Public Works FY 2021-22	Mayor FY 2021-22	Board of Supervisors FY 2021-22	FY 2022-23
486630	**Recreation & Parks**	$ 117,240	$ 117,240	$ 117,240	$ -	$ -	$ 121,343

Building maintenance and repair services per requesting department.

Account		Approved FY 2020-21	Base FY 2021-22	Public Works FY 2021-22	Mayor FY 2021-22	Board of Supervisors FY 2021-22	FY 2022-23
486670	**Sheriff**	$ 330,516	$ 342,084	$ 342,084	$ -	$ -	$ 354,057

Building maintenance and repair services per requesting department.

Account		Approved FY 2020-21	Base FY 2021-22	Public Works FY 2021-22	Mayor FY 2021-22	Board of Supervisors FY 2021-22	FY 2022-23
486690	**Human Services Agency**	$ 28,619	$ 29,621	$ 29,621	$ -	$ -	$ 29,621

Building maintenance and repair services per requesting department.

Account		Approved FY 2020-21	Base FY 2021-22	Public Works FY 2021-22	Mayor FY 2021-22	Board of Supervisors FY 2021-22	FY 2022-23
486710	**Technology**	$ 254,838	$ 263,757	$ 263,757	$ -	$ -	$ 272,989

Building maintenance and repair services per requesting department.

Account		Approved FY 2020-21	Base FY 2021-22	Public Works FY 2021-22	Mayor FY 2021-22	Board of Supervisors FY 2021-22	FY 2022-23
486750	**PUC - Hetch Hetchy Power**	$ 10,712	$ 11,087	$ 11,060	$ -	$ -	$ 11,447

Building maintenance and repair services per requesting department.

Account		Approved FY 2020-21	Base FY 2021-22	Public Works FY 2021-22	Mayor FY 2021-22	Board of Supervisors FY 2021-22	FY 2022-23
486800	**PUC - Wastewater**	$ 446,106	$ 461,719	$ 394,334	$ -	$ -	$ 408,137

Building maintenance and repair services per requesting department.

Building Repair
Budget Line Item Summary
Inter-Departmental Services Fund

Account		Approved FY 2020-21	Base FY 2021-22	Public Works FY 2021-22	Mayor FY 2021-22	Board of Supervisors FY 2021-22	Board of Supervisors FY 2022-23
486990	**Rev-General Unallocated**	$ 12,124,134	$ 12,311,875	$ 11,263,819	$ -	$ -	$ 12,886,886

Revenue provided by other city departments for services performed.

Building Repair
Budget Line Item Summary
Overhead Fund

Expenditure Budget

Description of Services:

Provide for overall operation of the bureau, including personnel, budget, training, safety and management/supervision strategic planning/implementation, resource allocation, policy compliance and development, interdepartmental coordination, employee development, record keeping and reporting, time roll, material and equipment purchases.

Number of Permanent Positions:

Total permanent budgeted FTE positions:	7.00
Total increase (decrease) of permanent budgeted FTE positions:	-

Account		Approved FY 2020-21	Base FY 2021-22	Public Works FY 2021-22	Mayor FY 2021-22	Board of Supervisors FY 2021-22	Board of Supervisors FY 2022-23
501010	**Permanent Salaries**	$ 1,391,660	$ 1,442,688	$ 1,281,796	$ -	$ -	$ 1,347,299

Account		Approved FY 2020-21	Base FY 2021-22	Public Works FY 2021-22	Mayor FY 2021-22	Board of Supervisors FY 2021-22	Board of Supervisors FY 2022-23
505010	**Temporary Salaries**	$ 83,047	$ 83,047	$ 83,047	$ -	$ -	$ 83,047

Classification	Total	Temporary Pay Purpose
7262	58,963	To provide back-up to permanent staff
Various	24,084	Mandated training of temporary as-needed employees for all classes in Right to Know handling of hazardous materials at work site. California Administrative Code Title 8, and General Industry Safety Orders #J144 to meet unanticipated clerical deadlines and serve as backup.

Account		Approved FY 2020-21	Base FY 2021-22	Public Works FY 2021-22	Mayor FY 2021-22	Board of Supervisors FY 2021-22	Board of Supervisors FY 2022-23
509010	**Premium Pay**	$ 55,936	$ 55,936	$ 55,936	$ -	$ -	$ 55,936

The following classes are entitled to premium pay per MOU agreements:

Classification	Hourly Rate	Hours	Subtotal	Premium Pay Type
7335	8.60	3,577	30,765	Night shift, swing shift, and equipment premiums
Various			25,171	

Account		Approved FY 2020-21	Base FY 2021-22	Public Works FY 2021-22	Mayor FY 2021-22	Board of Supervisors FY 2021-22	Board of Supervisors FY 2022-23
511010	**Overtime Pay**	$ 21,479	$ 21,479	$ 21,479	$ -	$ -	$ 21,479

Classification	Hourly Rate	Hours	Subtotal	Purpose
1842	67.56	22	1,504	Overtime to complete administrative tasks is necessary to meet critical operational and budgetary deadlines.
1632	56.36	130	7,303	
Various			-	

Account		Approved FY 2020-21	Base FY 2021-22	Public Works FY 2021-22	Mayor FY 2021-22	Board of Supervisors FY 2021-22	Board of Supervisors FY 2022-23
513000	**Mandatory Fringe Benefits**	$ 544,663	$ 553,665	$ 493,140	$ -	$ -	$ 489,957

Building Repair
Budget Line Item Summary
Overhead Fund

Account		Approved FY 2020-21	Base FY 2021-22	Public Works FY 2021-22	Mayor FY 2021-22	Board of Supervisors FY 2021-22	Board of Supervisors FY 2022-23
520100	**Overhead Recovery**	$ (3,217,289)	$ (3,097,603)	$ (2,325,470)	$ -	$ -	$ (3,433,313)

Account		Approved FY 2020-21	Base FY 2021-22	Public Works FY 2021-22	Mayor FY 2021-22	Board of Supervisors FY 2021-22	Board of Supervisors FY 2022-23
521030	**Air Travel**	$ 506	$ 506	$ 506	$ -	$ -	$ 506

Description	Total Airfare	13% Carbon Offset	Location	Total Budget
APWA Conference	448	58	TBD	506

Account		Approved FY 2020-21	Base FY 2021-22	Public Works FY 2021-22	Mayor FY 2021-22	Board of Supervisors FY 2021-22	Board of Supervisors FY 2022-23
521050	**Non-Air Travel**	$ 1,400	$ 1,400	$ 1,400	$ -	$ -	$ 1,400

Trip #	Description	Location	Total Budget
1	American Public Works Association Conference	TBD	950
2	American Public Works Association Conference	TBD	450

Bureau Superintendent and an Assistant Superintendent. If unavailable, another staff member will attend.

Account		Approved FY 2020-21	Base FY 2021-22	Public Works FY 2021-22	Mayor FY 2021-22	Board of Supervisors FY 2021-22	Board of Supervisors FY 2022-23
522000	**Training**	$ 13,750	$ 13,750	$ 13,750	$ -	$ -	$ 13,750

The need for training Bureau employees includes health and safety requirements such as: hazmat training, asbestos identification in the workplace, infections, diseases, HIV, AIDS, defensive driving, toxic spills, in addition to training to provide upgraded employee skills to meet new technology and code changes such as welding certification - sheet metal, steamfitters, HVAC training, refrigerant capture - stationary engineers, steam fitters, sheet metal, backflow prevention - plumbers, epoxy Injection - cement finishers, solid state circuitry, controls - electricians, asbestos practices & procedures - all trades, codes changes - all trades, boiler combustion and controls, LAN system administrator training, and estimating training – maintenance planners.

Account		Approved FY 2020-21	Base FY 2021-22	Public Works FY 2021-22	Mayor FY 2021-22	Board of Supervisors FY 2021-22	Board of Supervisors FY 2022-23
524010	**Membership Fees**	$ 75	$ 75	$ 75	$ -	$ -	$ 75

CDPH Lead Certification.

Account		Approved FY 2020-21	Base FY 2021-22	Public Works FY 2021-22	Mayor FY 2021-22	Board of Supervisors FY 2021-22	Board of Supervisors FY 2022-23
529110	**DP/WP Equip Maintenance**	$ 2,200	$ 2,200	$ 2,200	$ -	$ -	$ 2,200

FY 2020-21	FY 2021-22	FY 2022-23	Description
2,200	2,200	2,200	Equipment maintenance

Building Repair
Budget Line Item Summary
Overhead Fund

Account		Approved FY 2020-21	Base FY 2021-22	Public Works FY 2021-22	Mayor FY 2021-22	Board of Supervisors FY 2021-22	Board of Supervisors FY 2022-23
535000	**Other Current Expenses**	$ 35,000	$ 35,000	$ 35,000	$ -	$ -	$ 35,000

FY 2020-21	FY 2021-22	FY 2022-23	Description
8,000	8,000	8,000	For Fees and Permits - Mandated Annual Certification permits, Hazardous Materials (HAZMAT) - Including Lead Abatement.
7,000	7,000	7,000	Copy Machine
8,000	8,000	8,000	Equipment rentals
200	200	200	Subscriptions
6,800	11,800	11,800	Uniform Cleaning, Pest Control, other expenses

Account		Approved FY 2020-21	Base FY 2021-22	Public Works FY 2021-22	Mayor FY 2021-22	Board of Supervisors FY 2021-22	Board of Supervisors FY 2022-23
540000	**Materials & Supplies**	$ 158,749	$ 158,749	$ 188,179	$ -	$ -	$ 188,179

FY 2020-21	FY 2021-22	FY 2022-23	Description
8,000	8,000	8,000	Safety supplies, gloves, goggles, respirators, prescription safety glasses.
18,147	18,147	18,147	Office supplies, printed forms, etc.
83,862	83,862	83,862	Laboratory type full suits with head and footwear, special tools and hand protection.
17,000	17,000	17,000	Saw blades, welding gases, rods and supplies, refrigerants, etc.
30,600	30,600	30,600	Small hand and power tools.
1,140	1,140	1,140	GPS removal/installation into replacement vehicles.
-	29,430	29,430	HEPA vacuums

Account		Approved FY 2020-21	Base FY 2021-22	Public Works FY 2021-22	Mayor FY 2021-22	Board of Supervisors FY 2021-22	Board of Supervisors FY 2022-23
549210	**Data Processing Supplies**	$ 2,686	$ 2,686	$ 2,686	$ -	$ -	$ 2,686

FY 2020-21	FY 2021-22	FY 2022-23	Description
2,686	2,686	2,686	Minor IT accessories, back-up: storage tapes, disks, drives, batteries, cables, etc.

Account		Approved FY 2020-21	Base FY 2021-22	Public Works FY 2021-22	Mayor FY 2021-22	Board of Supervisors FY 2021-22	Board of Supervisors FY 2022-23
560000	**Equipment Purchases**	$ 149,833	$ -	$ -	$ -	$ -	$ -

Account		Approved FY 2020-21	Base FY 2021-22	Public Works FY 2021-22	Mayor FY 2021-22	Board of Supervisors FY 2021-22	Board of Supervisors FY 2022-23
581210	**TIS-ISD Infrastructure**	$ 112,784	$ 116,544	$ 116,544	$ -	$ -	$ 116,544

Services for the radio communication infrastructure. As per performing department's recommendation.

Account		Approved FY 2020-21	Base FY 2021-22	Public Works FY 2021-22	Mayor FY 2021-22	Board of Supervisors FY 2021-22	Board of Supervisors FY 2022-23
581350	**GF Emergency Communications**	$ 17,667	$ 17,667	$ 17,667	$ -	$ -	$ 17,667

As per performing department's recommendation.

Building Repair
Budget Line Item Summary
Overhead Fund

Account		Approved FY 2020-21	Base FY 2021-22	Public Works FY 2021-22	Mayor FY 2021-22	Board of Supervisors FY 2021-22	Board of Supervisors FY 2022-23
581360	**TIS-Telephone**	$ 81,604	$ 76,805	$ 76,805	$ -	$ -	$ 76,805

As per performing department's recommendation.

Account		Approved FY 2020-21	Base FY 2021-22	Public Works FY 2021-22	Mayor FY 2021-22	Board of Supervisors FY 2021-22	Board of Supervisors FY 2022-23
581490	**HR Health & Safety**	$ 2,170	$ 2,170	$ 2,170	$ -	$ -	$ 2,170

Mandatory drug/alcohol testing prior to employment; currently employed staff is tested with probable cause and employee's willingness.

Account		Approved FY 2020-21	Base FY 2021-22	Public Works FY 2021-22	Mayor FY 2021-22	Board of Supervisors FY 2021-22	Board of Supervisors FY 2022-23
581520	**SFGH-Medical Service**	$ 75,784	$ 75,784	$ 75,784	$ -	$ -	$ 75,784

To conduct annual respiratory protection and hearing exams, medical exposure monitoring to lead, asbestos, tuberculosis and any other hazards related to health and welfare of employees for compliance under California Code Title 8 and General Industry Safety Order #J144.

Account		Approved FY 2020-21	Base FY 2021-22	Public Works FY 2021-22	Mayor FY 2021-22	Board of Supervisors FY 2021-22	Board of Supervisors FY 2022-23
581710	**Auto Maint. Central Shops**	$ 202,989	$ 201,302	$ 201,302	$ -	$ -	$ 201,302

As per Central Shops recommendation - For maintenance and repair of fleet of trucks, trailers and specialized equipment.

Account		Approved FY 2020-21	Base FY 2021-22	Public Works FY 2021-22	Mayor FY 2021-22	Board of Supervisors FY 2021-22	Board of Supervisors FY 2022-23
581820	**Reproduction**	$ 1,809	$ 1,809	$ 1,809	$ -	$ -	$ 1,809

For printing of various forms used by the Bureau's shops for different activities. As per performing department's recommendation.

Urban Forestry
All Funds Summary
Fiscal Year 2021-22

Account	Account Title	Street Tree	Gas Tax Fund	IDS Fund	Overhead Fund	Continuing Funds	SR Market & Octavia CI	Paid Time Off	Grand Total
501010	Perm Salaries-Misc-Regular	$ 4,321,042	$ 2,643,402	$ 6,005,095	$ 771,171	$ -	$ -	$ 3,469,270	$ 17,209,980
505010	Temp Misc Regular Salaries	$ 212,764	$ 72,348	$ 508,069	$ 35,000	$ -	$ -	$ -	$ 828,181
509010	Premium Pay - Misc	$ -	$ 6,160	$ 12,646	$ -	$ -	$ -	$ -	$ 18,806
511010	Overtime - Scheduled Misc	$ 437,983	$ 20,530	$ 77,432	$ -	$ -	$ -	$ -	$ 535,945
		$ 4,971,789	**$ 2,742,440**	**$ 6,603,242**	**$ 806,171**	**$ -**	**$ -**	**$ 3,469,270**	**$ 18,592,912**
506070	Programmatic Projects-Budget	$ -	$ -	$ -	$ -	$ 500,000	$ -	$ -	$ 500,000
		$ -	**$ -**	**$ -**	**$ -**	**$ 500,000**	**$ -**	**$ -**	**$ 500,000**
513010	Retire City Misc	$ 956,622	$ 579,011	$ 1,314,324	$ 166,709	$ -	$ -	$ -	$ 3,016,666
514010	Social Security (OASDI & HI)	$ 305,303	$ 170,033	$ 409,383	$ 44,674	$ -	$ -	$ -	$ 929,393
514020	Social Sec-Medicare(HI Only)	$ 72,090	$ 39,765	$ 95,746	$ 11,689	$ -	$ -	$ -	$ 219,291
515010	Health Service-City Match	$ 225,056	$ 155,259	$ 270,590	$ 29,439	$ -	$ -	$ -	$ 680,344
515710	Dependent Coverage	$ 638,900	$ 432,354	$ 967,574	$ 72,540	$ -	$ -	$ -	$ 2,111,368
516010	Dental Coverage	$ 70,891	$ 48,166	$ 102,702	$ 8,463	$ -	$ -	$ -	$ 230,222
517010	Unemployment Insurance	$ 4,971	$ 2,741	$ 6,601	$ 805	$ -	$ -	$ 3,469	$ 18,587
519010	Fringe Adjustments-Budget	$ (19,124)	$ -	$ -	$ -	$ -	$ -	$ -	$ (19,124)
519110	Flexible Benefit Package	$ 5,194	$ -	$ 5,221	$ 20,387	$ -	$ -	$ -	$ 30,802
519120	Long Term Disability Insurance	$ 14,766	$ 10,336	$ 13,337	$ 837	$ -	$ -	$ 13,565	$ 52,841
		$ 2,274,669	**$ 1,437,665**	**$ 3,185,478**	**$ 355,543**	**$ -**	**$ -**	**$ 17,034**	**$ 7,270,390**
520100	Overhead Recovery	$ -	$ -	$ -	$ (2,876,424)	$ -	$ -	$ (3,874,205)	$ (6,750,629)
520190	Department Overhead	$ 3,831,664	$ 2,126,579	$ 930,427	$ -	$ -	$ -	$ -	$ 6,888,670
520290	Division Overhead	$ 1,748,536	$ 970,440	$ 424,590	$ -	$ -	$ -	$ -	$ 3,143,566
520990	Other Overhead Charges	$ 1,838,257	$ 1,128,268	$ 640,537	$ -	$ -	$ -	$ -	$ 3,607,063
		$ 7,418,457	**$ 4,225,287**	**$ 1,995,554**	**$ (2,876,424)**	**$ -**	**$ -**	**$ (3,874,205)**	**$ 6,888,670**
521030	Air Travel - Employees	$ -	$ -	$ -	$ 506	$ -	$ -	$ -	$ 506
521050	Non-Air Travel - Employees	$ -	$ -	$ -	$ 450	$ -	$ -	$ -	$ 450
522000	Training - Budget	$ 26,701	$ -	$ -	$ 62,278	$ -	$ -	$ -	$ 88,979
524010	Membership Fees	$ -	$ -	$ -	$ 300	$ -	$ -	$ -	$ 300
527000	Prof & Specialized Svcs-Bdgt	$ 3,538,920	$ 98,909	$ -	$ 2,498	$ -	$ -	$ -	$ 3,640,327
527610	Systems Consulting Services	$ 230,000	$ -	$ -	$ -	$ -	$ -	$ -	$ 230,000
535000	Other Current Expenses - Bdgt	$ -	$ -	$ -	$ 20,584	$ -	$ -	$ -	$ 20,584
		$ 3,795,621	**$ 98,909**	**$ -**	**$ 86,616**	**$ -**	**$ -**	**$ -**	**$ 3,981,146**
538000	CBO Services - Budget	$ -	$ 200,000	$ -	$ 240,000	$ -	$ -	$ -	$ 440,000
		$ -	**$ 200,000**	**$ -**	**$ 240,000**	**$ -**	**$ -**	**$ -**	**$ 440,000**
540000	Materials & Supplies-Budget	$ 382,920	$ 377,516	$ -	$ 202,105	$ -	$ -	$ -	$ 962,541
549210	Data Processing Supplies	$ -	$ -	$ -	$ 1,169	$ -	$ -	$ -	$ 1,169
		$ 382,920	**$ 377,516**	**$ -**	**$ 203,274**	**$ -**	**$ -**	**$ -**	**$ 963,710**
560000	Equipment Purchase-Budget	$ 395,000	$ -	$ -	$ -	$ -	$ -	$ -	$ 395,000
567000	Bldgs,Struct&Imprv Proj-Budget	$ -	$ -	$ -	$ -	$ 647,298	$ 100,000	$ -	$ 747,298
		$ 395,000	**$ -**	**$ -**	**$ -**	**$ 647,298**	**$ 100,000**	**$ -**	**$ 1,142,298**
581061	Ef-PUC-Water	$ -	$ 10,000	$ -	$ -	$ -	$ -	$ -	$ 10,000
581064	Ef-PUC-Water Charges	$ -	$ 678,700	$ -	$ -	$ -	$ -	$ -	$ 678,700
581067	Sr-DPW-Building Repair	$ -	$ 45,304	$ -	$ 41,816	$ -	$ -	$ -	$ 87,120
581069	Sr-DPW-Street Use & Mapping	$ -	$ -	$ -	$ -	$ -	$ -	$ -	$ -
581072	Sr-DPW-Geog. Information Sys	$ -	$ -	$ -	$ 3,500	$ -	$ -	$ -	$ 3,500
581078	Sr-DPW-Street Repair	$ -	$ 7,500	$ -	$ -	$ -	$ -	$ -	$ 7,500
581083	ADM-Real Estate 49 SVN Rent	$ -	$ -	$ -	$ 40,091	$ -	$ -	$ -	$ 40,091
581210	DT Technology Infrastructure	$ -	$ -	$ -	$ 101,978	$ -	$ -	$ -	$ 101,978
581350	GF-Emergency Communications	$ -	$ -	$ -	$ 14,841	$ -	$ -	$ -	$ 14,841
581360	DT Telecommunications Services	$ -	$ -	$ -	$ 35,872	$ -	$ -	$ -	$ 35,872
581370	GF-Environment	$ 31,111	$ -	$ -	$ 29,169	$ -	$ -	$ -	$ 60,280
581490	GF-HR-Drug Testing	$ -	$ -	$ -	$ 10,152	$ -	$ -	$ -	$ 10,152
581520	Ef-SFGH-Medical Service	$ -	$ -	$ -	$ 49,561	$ -	$ -	$ -	$ 49,561
581710	Is-Purch-Centrl Shop-AutoMaint	$ -	$ -	$ -	$ 972,416	$ -	$ -	$ -	$ 972,416
581730	Is-Purch-Vehicle Leasing (AAO)	$ -	$ -	$ -	$ -	$ -	$ -	$ -	$ -
581740	Is-Purch-Centrl Shop-FuelStock	$ -	$ -	$ -	$ 277,804	$ -	$ -	$ -	$ 277,804
581770	GF-Parking & Traffic	$ -	$ -	$ -	$ -	$ -	$ -	$ -	$ -
581790	GF-Purch-Mail Services	$ -	$ -	$ -	$ -	$ -	$ -	$ -	$ -
581810	Is-GSA-Flet Pol-CarsHRe Vehcle	$ -	$ -	$ -	$ -	$ -	$ -	$ -	$ -
581820	Is-Purch-Reproduction	$ -	$ -	$ -	$ 2,078	$ -	$ -	$ -	$ 2,078
581680	Ef-Municipal Railway	$ 40,000	$ -	$ -	$ -	$ -	$ -	$ -	$ 40,000
		$ 71,111	**$ 741,504**	**$ -**	**$ 1,579,278**	**$ -**	**$ -**	**$ -**	**$ 2,391,893**
598040	Designated For General Reserve	$ -	$ -	$ -	$ -	$ -	$ -	$ 387,900	$ 387,900
		$ -	**$ -**	**$ -**	**$ -**	**$ -**	**$ -**	**$ 387,900**	**$ 387,900**
		$ 19,309,568	**$ 9,823,321**	**$ 11,784,274**	**$ 394,457**	**$ 1,147,298**	**$ 100,000**	**$ (1)**	**$ 42,558,919**

Urban Forestry
All Funds Summary
Fiscal Year 2022-23

Account	Account Title	Street Tree	Gas Tax Fund	IDS Fund	Overhead Fund	Continuing Funds	Paid Time Off	Grand Total
501010	Perm Salaries-Misc-Regular	$ 4,532,804	$ 2,449,092	$ 6,299,223	$ 809,090	$ -	$ 3,542,312	$ 17,632,520
505010	Temp Misc Regular Salaries	$ 212,764	$ 72,348	$ 508,069	$ 35,000	$ -	$ -	$ 828,181
509010	Premium Pay - Misc	$ -	$ 6,160	$ 12,646	$ -	$ -	$ -	$ 18,806
511010	Overtime - Scheduled Misc	$ 437,983	$ 20,530	$ 77,432	$ -	$ -	$ -	$ 535,945
		$ 5,183,551	**$ 2,548,130**	**$ 6,897,370**	**$ 844,090**	**$ -**	**$ 3,542,312**	**$ 19,015,452**
506070	Programmatic Projects-Budget	$ -	$ -	$ -	$ -	$ 500,000	$ -	$ 500,000
		$ -	**$ -**	**$ -**	**$ -**	**$ 500,000**	**$ -**	**$ 500,000**
513010	Retire City Misc	$ 907,281	$ 484,459	$ 1,244,980	$ 157,731	$ -	$ -	$ 2,794,450
514010	Social Security (OASDI & HI)	$ 318,025	$ 157,985	$ 427,532	$ 46,468	$ -	$ -	$ 950,010
514020	Social Sec-Medicare(HI Only)	$ 75,162	$ 36,947	$ 100,013	$ 12,240	$ -	$ -	$ 224,362
515010	Health Service-City Match	$ 238,545	$ 145,372	$ 286,821	$ 31,207	$ -	$ -	$ 701,945
515710	Dependent Coverage	$ 677,239	$ 404,855	$ 1,025,627	$ 76,894	$ -	$ -	$ 2,184,615
516010	Dental Coverage	$ 73,700	$ 44,233	$ 106,810	$ 8,800	$ -	$ -	$ 233,543
517010	Unemployment Insurance	$ 5,183	$ 2,548	$ 6,899	$ 843	$ -	$ 3,542	$ 19,016
519010	Fringe Adjustments-Budget	$ -	$ -	$ -	$ -	$ -	$ -	$ -
519110	Flexible Benefit Package	$ 5,506	$ -	$ 5,535	$ 21,613	$ -	$ -	$ 32,654
519120	Long Term Disability Insurance	$ 15,490	$ 9,576	$ 13,990	$ 880	$ -	$ 13,850	$ 53,786
		$ 2,316,131	**$ 1,285,975**	**$ 3,218,207**	**$ 356,676**	**$ -**	**$ 17,392**	**$ 7,194,381**
520100	Overhead Recovery	$ -	$ -	$ -	$ (2,656,672)	$ -	$ (3,807,022)	$ (6,463,694)
520190	Department Overhead	$ 4,029,855	$ 1,992,994	$ 1,154,784	$ -	$ -	$ -	$ 7,177,632
520290	Division Overhead	$ 1,646,775	$ 814,425	$ 471,895	$ -	$ -	$ -	$ 2,933,095
520990	Other Overhead Charges	$ 1,793,896	$ 972,534	$ 764,168	$ -	$ -	$ -	$ 3,530,599
		$ 7,470,526	**$ 3,779,953**	**$ 2,390,847**	**$ (2,656,672)**	**$ -**	**$ (3,807,022)**	**$ 7,177,632**
521030	Air Travel - Employees	$ -	$ -	$ -	$ 506	$ -	$ -	$ 506
521050	Non-Air Travel - Employees	$ -	$ -	$ -	$ 450	$ -	$ -	$ 450
522000	Training - Budget	$ 26,701	$ -	$ -	$ 62,278	$ -	$ -	$ 88,979
524010	Membership Fees	$ -	$ -	$ -	$ 300	$ -	$ -	$ 300
527000	Prof & Specialized Svcs-Bdgt	$ 6,138,626	$ 98,909	$ -	$ 2,498	$ -	$ -	$ 6,240,033
527610	Systems Consulting Services	$ 230,000	$ -	$ -	$ -	$ -	$ -	$ 230,000
535000	Other Current Expenses - Bdgt	$ -	$ -	$ -	$ 20,584	$ -	$ -	$ 20,584
		$ 6,395,327	**$ 98,909**	**$ -**	**$ 86,616**	**$ -**	**$ -**	**$ 6,580,852**
538000	CBO Services - Budget	$ -	$ 200,000	$ -	$ 240,000	$ -	$ -	$ 440,000
		$ -	**$ 200,000**	**$ -**	**$ 240,000**	**$ -**	**$ -**	**$ 440,000**
540000	Materials & Supplies-Budget	$ 382,920	$ 377,516	$ -	$ 202,105	$ -	$ -	$ 962,541
549210	Data Processing Supplies	$ -	$ -	$ -	$ 1,169	$ -	$ -	$ 1,169
		$ 382,920	**$ 377,516**	**$ -**	**$ 203,274**	**$ -**	**$ -**	**$ 963,710**
560000	Equipment Purchase-Budget	$ -	$ -	$ -	$ -	$ -	$ -	$ -
567000	Bldgs,Struct&Imprv Proj-Budget	$ -	$ -	$ -	$ -	$ -	$ -	$ -
		$ -	**$ -**	**$ -**	**$ -**	**$ -**	**$ -**	**$ -**
581061	Ef-PUC-Water	$ -	$ 10,000	$ -	$ -	$ -	$ -	$ 10,000
581064	Ef-PUC-Water Charges	$ -	$ 678,700	$ -	$ -	$ -	$ -	$ 678,700
581067	Sr-DPW-Building Repair	$ -	$ 45,304	$ -	$ 41,816	$ -	$ -	$ 87,120
581069	Sr-DPW-Street Use & Mapping	$ -	$ -	$ -	$ -	$ -	$ -	$ -
581072	Sr-DPW-Geog. Information Sys	$ -	$ -	$ -	$ 3,500	$ -	$ -	$ 3,500
581078	Sr-DPW-Street Repair	$ -	$ 7,500	$ -	$ -	$ -	$ -	$ 7,500
581083	ADM-Real Estate 49 SVN Rent	$ -	$ -	$ -	$ 40,091	$ -	$ -	$ 40,091
581210	DT Technology Infrastructure	$ -	$ -	$ -	$ 101,978	$ -	$ -	$ 101,978
581350	GF-Emergency Communications	$ -	$ -	$ -	$ 14,841	$ -	$ -	$ 14,841
581360	DT Telecommunications Services	$ -	$ -	$ -	$ 35,872	$ -	$ -	$ 35,872
581370	GF-Environment	$ 31,111	$ -	$ -	$ 29,169	$ -	$ -	$ 60,280
581490	GF-HR-Drug Testing	$ -	$ -	$ -	$ 10,152	$ -	$ -	$ 10,152
581520	Ef-SFGH-Medical Service	$ -	$ -	$ -	$ 49,561	$ -	$ -	$ 49,561
581710	Is-Purch-Centrl Shop-AutoMaint	$ -	$ -	$ -	$ 972,416	$ -	$ -	$ 972,416
581730	Is-Purch-Vehicle Leasing (AAO)	$ -	$ -	$ -	$ -	$ -	$ -	$ -
581740	Is-Purch-Centrl Shop-FuelStock	$ -	$ -	$ -	$ 277,804	$ -	$ -	$ 277,804
581770	GF-Parking & Traffic	$ -	$ -	$ -	$ -	$ -	$ -	$ -
581790	GF-Purch-Mail Services	$ -	$ -	$ -	$ -	$ -	$ -	$ -
581810	Is-GSA-Flet Pol-CarsHRe Vehcle	$ -	$ -	$ -	$ -	$ -	$ -	$ -
581820	Is-Purch-Reproduction	$ -	$ -	$ -	$ 2,078	$ -	$ -	$ 2,078
581680	Ef-Municipal Railway	$ 40,000	$ -	$ -	$ -	$ -	$ -	$ 40,000
		$ 71,111	**$ 741,504**	**$ -**	**$ 1,579,278**	**$ -**	**$ -**	**$ 2,391,893**
598040	Designated For General Reserve	$ -	$ -	$ -	$ -	$ -	$ 247,318	$ 247,318
		$ -	**$ -**	**$ -**	**$ -**	**$ -**	**$ 247,318**	**$ 247,318**
		$ 21,819,566	**$ 9,031,986**	**$ 12,506,424**	**$ 653,262**	**$ 500,000**	**$ 0**	**$ 44,511,239**

Urban Forestry
Position Summary
Fiscal Year 2021-22

Job Class ID	Job Class Title	10040 IDS Fund FTE	10040 IDS Fund Amount	13920 Overhead Fund FTE	13920 Overhead Fund Amount	13985 Tree Maintenance FTE	13985 Tree Maintenance Amount	12769 Gas Tax Fund FTE	12769 Gas Tax Fund Amount	Total FTE	Total Amount
0922	Manager I	1.00	$ 145,251	1.00	$ 145,251	-	$ -	-	$ -	2.00	$ 290,502
0932	Manager IV	-	$ -	1.00	$ 180,471	1.00	$ 180,471	-	$ -	2.00	$ 360,942
0941	Manager VI	-	$ -	1.00	$ 208,959	-	$ -	-	$ -	1.00	$ 208,959
1054	IS Business Analyst-Principal	-	$ -	-	$ -	1.00	$ 171,699	-	$ -	1.00	$ 171,699
1312	Public Information Officer	-	$ -	-	$ -	1.00	$ 99,113	-	$ -	1.00	$ 99,113
1404	Clerk	-	$ -	-	$ -	1.00	$ 66,385	-	$ -	1.00	$ 66,385
1632	Senior Account Clerk	-	$ -	-	$ -	-	$ -	-	$ -	-	$ -
1820	Junior Administrative Analyst	-	$ -	2.00	$ 163,351	-	$ -	-	$ -	2.00	$ 163,351
1824	Principal Administrative Analyst	-	$ -	-	$ -	1.00	$ 144,907	-	$ -	1.00	$ 144,907
1840	Junior Management Assistant	-	$ -	1.00	$ 87,082	-	$ -	-	$ -	1.00	$ 87,082
3408	Apprentice Arborist Technician I	-	$ -	-	$ -	8.00	$ 465,143	-	$ -	8.00	$ 465,143
3410	Apprentice Gardener	-	$ -	-	$ -	-	$ -	1.00	$ 64,927	1.00	$ 64,927
3417	Gardener	7.00	$ 567,833	-	$ -	-	$ -	24.00	$ 1,946,858	31.00	$ 2,514,691
3422	Park Section Supervisor	1.00	$ 98,583	-	$ -	-	$ -	4.00	$ 394,333	5.00	$ 492,916
3424	Integrated Pest Management Specialist	2.00	$ 197,166	-	$ -	-	$ -	1.00	$ 98,583	3.00	$ 295,749
3425	Senior Integrated Pest Management Specialist	-	$ -	-	$ -	-	$ -	1.00	$ 105,500	1.00	$ 105,500
3434	Arborist Technician	8.00	$ 806,262	-	$ -	19.00	$ 1,914,872	-	$ -	27.00	$ 2,721,134
3435	Urban Forestry Inspector	3.00	$ 287,879	-	$ -	3.00	$ 287,879	1.00	$ 95,960	7.00	$ 671,718
3436	Arborist Technician Supervisor I	2.00	$ 224,992	-	$ -	5.00	$ 562,480	-	$ -	7.00	$ 787,472
3438	Arborist Technician Supervisor II	-	$ -	-	$ -	1.00	$ 118,035	-	$ -	1.00	$ 118,035
3464	Area Supervisor, Parks, Squares And Facilities	-	$ -	1.00	$ 115,782	-	$ -	-	$ -	1.00	$ 115,782
7211	Cement Finisher Supervisor II	1.00	$ 134,333	-	$ -	-	$ -	-	$ -	1.00	$ 134,333
7227	Cement Finisher Supervisor I	6.00	$ 760,203	-	$ -	1.00	$ 126,701	-	$ -	7.00	$ 886,904
7281	Street Environmental Svcs Operations Supervisor	-	$ -	-	$ -	-	$ -	-	$ -	-	$ -
7311	Cement Mason	32.00	$ 3,014,736	-	$ -	4.00	$ 376,842	-	$ -	36.00	$ 3,391,578
7328	Operating Engineer, Universal	2.00	$ 231,564	-	$ -	1.00	$ 115,782	-	$ -	3.00	$ 347,346
7355	Truck Driver	4.00	$ 402,283	-	$ -	1.00	$ 100,571	3.00	$ 301,712	8.00	$ 804,566
7378	Tile Setter	2.00	$ 195,576	-	$ -	-	$ -	-	$ -	2.00	$ 195,576
7514	General Laborer	10.00	$ 783,630	-	$ -	12.00	$ 940,356	8.00	$ 626,904	30.00	$ 2,350,890
9991	One Day Adjustment - Misc	-	$ 23,476	-	$ 3,009	-	$ 16,896	-	$ 10,346	-	$ 53,727
9993	Attrition Savings - Miscellaneous	(2.06)	$ (199,304)	(0.34)	$ (43,806)	(1.83)	$ (173,049)	(3.04)	$ (256,916)	(7.27)	$ (673,075)
9995	Positions Not Detailed - Miscellaneous	-	$ -	-	$ 128,269	-	$ -	-	$ -	-	$ 128,269
9996	Estimated Project Funding - Misc	-	$ (1,667,187)	-	$ (206,634)	-	$ (1,194,041)	-	$ (741,600)	-	$ (3,809,462)
OVER	Overtime - Miscellaneous	-	$ 77,432	-	$ -	-	$ 437,983	-	$ 20,530	-	$ 535,945
PREM	Premium Pay - Miscellaneous	-	$ 12,646	-	$ -	-	$ -	-	$ 6,160	-	$ 18,806
STEP	Step Adjustments, Miscellaneous	-	$ (2,180)	-	$ (10,564)	-	$ -	-	$ (3,204)	-	$ (15,948)
TEMP	Temporary - Miscellaneous	4.47	$ 508,069	0.31	$ 35,000	1.87	$ 212,764	0.64	$ 72,348	7.29	$ 828,181
		83.41	**$ 6,603,243**	**6.97**	**$ 806,170**	**60.04**	**$ 4,971,789**	**40.60**	**$ 2,742,441**	**191.02**	**$ 15,123,643**

Urban Forestry
Position Summary
Fiscal Year 2022-23

Job Class ID	Job Class Title	10040 IDS Fund FTE	10040 IDS Fund Amount	13920 Overhead Fund FTE	13920 Overhead Fund Amount	13985 Tree Maintenance FTE	13985 Tree Maintenance Amount	12769 Gas Tax Fund FTE	12769 Gas Tax Fund Amount	Total FTE	Total Amount
0922	Manager I	1.00	$ 152,501	1.00	$ 152,501	-	$ -	-	$ -	2.00	$ 305,002
0932	Manager IV	-	$ -	1.00	$ 189,479	1.00	$ 189,479	-	$ -	2.00	$ 378,958
0941	Manager VI	-	$ -	1.00	$ 219,389	-	$ -	-	$ -	1.00	$ 219,389
1054	IS Business Analyst-Principal	-	$ -	-	$ -	1.00	$ 180,269	-	$ -	1.00	$ 180,269
1312	Public Information Officer	-	$ -	-	$ -	1.00	$ 104,060	-	$ -	1.00	$ 104,060
1404	Clerk	-	$ -	-	$ -	1.00	$ 69,698	-	$ -	1.00	$ 69,698
1632	Senior Account Clerk	-	$ -	-	$ -	-	$ -	-	$ -	-	$ -
1820	Junior Administrative Analyst	-	$ -	2.00	$ 171,504	-	$ -	-	$ -	2.00	$ 171,504
1824	Principal Administrative Analyst	-	$ -	-	$ -	1.00	$ 152,139	-	$ -	1.00	$ 152,139
1840	Junior Management Assistant	-	$ -	1.00	$ 91,428	-	$ -	-	$ -	1.00	$ 91,428
3408	Apprentice Arborist Technician I	-	$ -	-	$ -	8.00	$ 488,360	-	$ -	8.00	$ 488,360
3410	Apprentice Gardener	-	$ -	-	$ -	-	$ -	1.00	$ 68,168	1.00	$ 68,168
3417	Gardener	7.00	$ 596,176	-	$ -	-	$ -	24.00	$ 2,044,032	31.00	$ 2,640,208
3422	Park Section Supervisor	1.00	$ 103,504	-	$ -	-	$ -	4.00	$ 414,015	5.00	$ 517,519
3424	Integrated Pest Management Specialist	2.00	$ 207,007	-	$ -	-	$ -	1.00	$ 103,504	3.00	$ 310,511
3425	Senior Integrated Pest Management Specialist	-	$ -	-	$ -	-	$ -	1.00	$ 110,765	1.00	$ 110,765
3434	Arborist Technician	8.00	$ 846,504	-	$ -	19.00	$ 2,010,449	-	$ -	27.00	$ 2,856,953
3435	Urban Forestry Inspector	3.00	$ 302,248	-	$ -	3.00	$ 302,248	1.00	$ 100,749	7.00	$ 705,245
3436	Arborist Technician Supervisor I	2.00	$ 236,224	-	$ -	5.00	$ 590,556	-	$ -	7.00	$ 826,780
3438	Arborist Technician Supervisor II	-	$ -	-	$ -	1.00	$ 123,927	-	$ -	1.00	$ 123,927
3464	Area Supervisor, Parks, Squares And Facilities	-	$ -	1.00	$ 121,561	-	$ -	-	$ -	1.00	$ 121,561
7211	Cement Finisher Supervisor II	1.00	$ 141,038	-	$ -	-	$ -	-	$ -	1.00	$ 141,038
7227	Cement Finisher Supervisor I	6.00	$ 798,147	-	$ -	1.00	$ 133,024	-	$ -	7.00	$ 931,171
7281	Street Environmental Svcs Operations Supervisor	-	$ -	-	$ -	-	$ -	-	$ -	-	$ -
7311	Cement Mason	32.00	$ 3,165,211	-	$ -	4.00	$ 395,652	-	$ -	36.00	$ 3,560,863
7328	Operating Engineer, Universal	2.00	$ 243,122	-	$ -	1.00	$ 121,561	-	$ -	3.00	$ 364,683
7355	Truck Driver	4.00	$ 422,362	-	$ -	1.00	$ 105,590	3.00	$ 316,772	8.00	$ 844,724
7378	Tile Setter	2.00	$ 205,339	-	$ -	-	$ -	-	$ -	2.00	$ 205,339
7514	General Laborer	10.00	$ 822,743	-	$ -	12.00	$ 987,292	8.00	$ 658,195	30.00	$ 2,468,230
9991	One Day Adjustment - Misc	-	$ 24,132	-	$ 3,100	-	$ 17,367	-	$ 9,385	-	$ 53,984
9993	Attrition Savings - Miscellaneous	(2.06)	$ (209,252)	(0.34)	$ (45,993)	(1.83)	$ (181,686)	(7.70)	$ (683,259)	(11.93)	$ (1,120,190)
9995	Positions Not Detailed - Miscellaneous	-	$ -	-	$ 134,671	-	$ -	-	$ -	-	$ 134,671
9996	Estimated Project Funding - Misc	-	$ (1,755,495)	-	$ (217,459)	-	$ (1,257,181)	-	$ (689,870)	-	$ (3,920,005)
OVER	Overtime - Miscellaneous	-	$ 77,432	-	$ -	-	$ 437,983	-	$ 20,530	-	$ 535,945
PREM	Premium Pay - Miscellaneous	-	$ 12,646	-	$ -	-	$ -	-	$ 6,160	-	$ 18,806
STEP	Step Adjustments, Miscellaneous	-	$ (2,289)	-	$ (11,092)	-	$ -	-	$ (3,364)	-	$ (16,745)
TEMP	Temporary - Miscellaneous	4.33	$ 508,069	0.30	$ 35,000	1.81	$ 212,764	0.62	$ 72,348	7.06	$ 828,181
		83.27	**$ 6,897,369**	**6.96**	**$ 844,089**	**59.98**	**$ 5,183,551**	**35.92**	**$ 2,548,130**	**186.13**	**$ 15,473,139**

Urban Forestry
Budget Line Item Summary
Inter-Departmental Services Fund

Expenditure Budget

Description of Services:

Funding from other departments and agencies for a variety of sidewalk, landscape, and tree maintenance services on a scheduled and/or emergency basis. Other services include project related inspection and public outreach and education.

Number of Permanent Positions:

Total permanent budgeted FTE positions:	81.00
Total increase (decrease) of permanent budgeted FTE positions:	-

Account		Approved FY 2020-21	Base FY 2021-22	Public Works FY 2021-22	Mayor FY 2021-22	Board of Supervisors FY 2021-22	FY 2022-23
501010	**Permanent Salaries**	$ 6,038,154	$ 6,377,695	$ 6,005,095	$ -	$ -	$ 6,299,223

Account		Approved FY 2020-21	Base FY 2021-22	Public Works FY 2021-22	Mayor FY 2021-22	Board of Supervisors FY 2021-22	FY 2022-23
505010	**Temporary Salaries**	$ 508,069	$ 508,069	$ 508,069	$ -	$ -	$ 508,069

Classification	Total	Temporary Pay Purpose
1402	101,614	Provide temporary staffing to eliminate backlog of old tree planting and sidewalk permits, to drive packer and cement mixer trucks for sidewalk repair programs, and for seasonal work or special projects to backfill vancancies while permanent hiring process are being conducted.
7311	76,210	
7355	177,824	
7514	25,403	
9922	127,017	

Account		Approved FY 2020-21	Base FY 2021-22	Public Works FY 2021-22	Mayor FY 2021-22	Board of Supervisors FY 2021-22	FY 2022-23
509010	**Premium Pay**	$ 12,646	$ 12,646	$ 12,646	$ -	$ -	$ 12,646

The following classes are entitled to premium pay per MOU agreements:

Classification	Hourly Rate	Hours	Subtotal	Premium Pay Type
7311	1.25	506	632	19Z Shift Premium ($10/day)
7355	1.25	7,588	9,485	20A Trailer Premium
7355	2.00	1,265	2,529	Crane certification required work

Account		Approved FY 2020-21	Base FY 2021-22	Public Works FY 2021-22	Mayor FY 2021-22	Board of Supervisors FY 2021-22	FY 2022-23
511010	**Overtime Pay**	$ 77,432	$ 77,432	$ 77,432	$ -	$ -	$ 77,432

Classification	Hourly Rate	Hours	Subtotal	Purpose
7227	86.60	89	7,743	Urgent curb and sidewalk repair
7211	91.80	84	7,743	
7311	64.38	722	46,459	
7355	68.75	113	7,743	
7514	53.57	145	7,743	

Urban Forestry
Budget Line Item Summary
Inter-Departmental Services Fund

Account		Approved FY 2020-21	Base FY 2021-22	Public Works FY 2021-22	Mayor FY 2021-22	Board of Supervisors FY 2021-22	FY 2022-23
513000	**Mandatory Fringe Benefits**	$ 3,176,324	$ 3,296,732	$ 3,185,478	$ -	$ -	$ 3,218,207

Account		Approved FY 2020-21	Base FY 2021-22	Public Works FY 2021-22	Mayor FY 2021-22	Board of Supervisors FY 2021-22	FY 2022-23
520190	**Department Overhead**	$ 1,440,481	$ 1,718,239	$ 930,427	$ -	$ -	$ 1,154,784

Account		Approved FY 2020-21	Base FY 2021-22	Public Works FY 2021-22	Mayor FY 2021-22	Board of Supervisors FY 2021-22	FY 2022-23
520290	**Division Overhead**	$ 822,278	$ 901,377	$ 424,590	$ -	$ -	$ 471,895

Account		Approved FY 2020-21	Base FY 2021-22	Public Works FY 2021-22	Mayor FY 2021-22	Board of Supervisors FY 2021-22	FY 2022-23
520990	**Other Overhead Charges**	$ 842,874	$ 961,302	$ 640,537	$ -	$ -	$ 764,168

Inter-Departmental Revenue:

Account		Approved FY 2020-21	Base FY 2021-22	Public Works FY 2021-22	Mayor FY 2021-22	Board of Supervisors FY 2021-22	FY 2022-23
486460	**MTA - MUNI Railway**	$ 378,633	$ 377,691	$ 75,000	$ -	$ -	$ 77,625

Sidewalk, landscape, tree maintenance, and various other services per requesting department.

Account		Approved FY 2020-21	Base FY 2021-22	Public Works FY 2021-22	Mayor FY 2021-22	Board of Supervisors FY 2021-22	FY 2022-23
486500	**Police**	$ 140,760	$ 145,687	$ 145,687	$ -	$ -	$ 150,786

Sidewalk, landscape, tree maintenance, and various other services per requesting department.

Account		Approved FY 2020-21	Base FY 2021-22	Public Works FY 2021-22	Mayor FY 2021-22	Board of Supervisors FY 2021-22	FY 2022-23
486520	**MTA - Parking & Traffic**	$ 113,532	$ 118,219	$ 420,910	$ -	$ -	$ 435,642

Sidewalk, landscape, tree maintenance, and various other services per requesting department.

Account		Approved FY 2020-21	Base FY 2021-22	Public Works FY 2021-22	Mayor FY 2021-22	Board of Supervisors FY 2021-22	FY 2022-23
486530	**Port**	$ 15,100	$ 15,100	$ 15,629	$ -	$ -	$ 15,629

Sidewalk, landscape, tree maintenance, and various other services per requesting department.

Account		Approved FY 2020-21	Base FY 2021-22	Public Works FY 2021-22	Mayor FY 2021-22	Board of Supervisors FY 2021-22	FY 2022-23
486560	**Public Works**	$ 400,000	$ 400,000	$ 400,000	$ -	$ -	$ 400,000

Repairs to sidewalks, curbs, and street structures in support of DPW- Bureau of Street and Sewer Repair.

Urban Forestry
Budget Line Item Summary
Inter-Departmental Services Fund

Account		Approved FY 2020-21	Base FY 2021-22	Public Works FY 2021-22	Mayor FY 2021-22	Board of Supervisors FY 2021-22	FY 2022-23
486600	**ADM-Real Estate Division**	$ 15,376	$ 15,376	$ 5,737	$ -	$ -	$ 5,938

Sidewalk, landscape, tree maintenance, and various other services per requesting department.

Account		Approved FY 2020-21	Base FY 2021-22	Public Works FY 2021-22	Mayor FY 2021-22	Board of Supervisors FY 2021-22	FY 2022-23
486760	**PUC - Water Enterprise**	$ 1,313,197	$ 1,359,159	$ 1,359,159	$ -	$ -	$ 1,406,729

Sidewalk, landscape, tree maintenance, and various other services per requesting department.

Account		Approved FY 2020-21	Base FY 2021-22	Public Works FY 2021-22	Mayor FY 2021-22	Board of Supervisors FY 2021-22	FY 2022-23
486800	**PUC - Wastewater Enterprise**	$ 28,923	$ 29,935	$ 208,833	$ -	$ -	$ 216,142

Sidewalk, landscape, tree maintenance, and various other services per requesting department. ($50,000)
Maintenance of green infrastructure on Sunset Boulevard. ($158,833)

Account		Approved FY 2020-21	Base FY 2021-22	Public Works FY 2021-22	Mayor FY 2021-22	Board of Supervisors FY 2021-22	FY 2022-23
486990	**Rev-General Unallocated**	$ 10,512,735	$ 11,017,203	$ 9,153,319	$ -	$ -	$ 9,797,933

Revenue provided by other city departments for services performed.

Urban Forestry
Budget Line Item Summary
Gas Tax Fund

Expenditure Budget

Description of Services:

Tree planting and establishment services as well as median landscaping to enhance the City's character and environmental health and public safety.

Number of Permanent Positions:

Total permanent budgeted FTE positions:	43.00
Total increase (decrease) of permanent budgeted FTE positions:	-

Account		Approved FY 2020-21	Base FY 2021-22	Public Works FY 2021-22	Mayor FY 2021-22	Board of Supervisors FY 2021-22	FY 2022-23
501010	**Permanent Salaries**	$ 2,655,813	$ 2,809,967	$ 2,643,402	$ -	$ -	$ 2,449,092

Account		Approved FY 2020-21	Base FY 2021-22	Public Works FY 2021-22	Mayor FY 2021-22	Board of Supervisors FY 2021-22	FY 2022-23
505010	**Temporary Salaries**	$ 72,348	$ 72,348	$ 72,348	$ -	$ -	$ 72,348

Classification	Total	Temporary Pay Purpose
3417	36,174	Provide temporary staffing for seasonal work or special projects.
9922	18,087	
7355	18,087	

Account		Approved FY 2020-21	Base FY 2021-22	Public Works FY 2021-22	Mayor FY 2021-22	Board of Supervisors FY 2021-22	FY 2022-23
509010	**Premium Pay**	$ 6,160	$ 6,160	$ 6,160	$ -	$ -	$ 6,160

The following classes are entitled to premium pay per Local 216 MOU agreement: 7355 Trailer premium and Crane certification premium.

Classification	Hourly Rate	Hours	Subtotal	Premium Pay Type
7355	1.25	4,090	5,113	20A Trailer premium
7355	2.00	524	1,047	20A Crane certification premium

Account		Approved FY 2020-21	Base FY 2021-22	Public Works FY 2021-22	Mayor FY 2021-22	Board of Supervisors FY 2021-22	FY 2022-23
511010	**Overtime Pay**	$ 20,530	$ 20,530	$ 20,530	$ -	$ -	$ 20,530

Classification	Hourly Rate	Hours	Subtotal	Purpose
3417	55.45	111	6,159	Overtime salaries for emergency storm work and timely staff response to clear roadways of displaced vegetation.
3422	67.39	30	2,053	
7514	53.57	230	12,318	

Account		Approved FY 2020-21	Base FY 2021-22	Public Works FY 2021-22	Mayor FY 2021-22	Board of Supervisors FY 2021-22	FY 2022-23
513000	**Mandatory Fringe Benefits**	$ 1,430,512	$ 1,487,709	$ 1,437,665	$ -	$ -	$ 1,285,975

Urban Forestry
Budget Line Item Summary
Gas Tax Fund

Account		Approved FY 2020-21	Base FY 2021-22	Public Works FY 2021-22	Mayor FY 2021-22	Board of Supervisors FY 2021-22	FY 2022-23
520190	**Department Overhead**	$ 1,780,507	$ 1,736,418	$ 2,126,579	$ -	$ -	$ 1,992,994

Account		Approved FY 2020-21	Base FY 2021-22	Public Works FY 2021-22	Mayor FY 2021-22	Board of Supervisors FY 2021-22	FY 2022-23
520290	**Division Overhead**	$ 1,016,377	$ 910,913	$ 970,440	$ -	$ -	$ 814,425

Account		Approved FY 2020-21	Base FY 2021-22	Public Works FY 2021-22	Mayor FY 2021-22	Board of Supervisors FY 2021-22	FY 2022-23
520990	**Other Overhead Charges**	$ 462,777	$ 509,604	$ 1,128,268	$ -	$ -	$ 972,534

Account		Approved FY 2020-21	Base FY 2021-22	Public Works FY 2021-22	Mayor FY 2021-22	Board of Supervisors FY 2021-22	FY 2022-23
527000	**Professional Services**	$ 98,909	$ 98,909	$ 98,909	$ -	$ -	$ 98,909

Contract for Sunset Boulevard medians.

Account		Approved FY 2020-21	Base FY 2021-22	Public Works FY 2021-22	Mayor FY 2021-22	Board of Supervisors FY 2021-22	FY 2022-23
538000	**Community Organizations**	$ 200,000	$ 200,000	$ 200,000	$ -	$ -	$ 200,000

FY 2020-21	FY 2021-22	FY 2022-23	Description
200,000	200,000	200,000	Supplement to Summer Youth Grant - One hundred youth will work with DPW-BUF for six weeks learning valuable horticultural skills and helping to clean medians and other green spaces around the City. Expenditure recovered from DCYF (486190).

Account		Approved FY 2020-21	Base FY 2021-22	Public Works FY 2021-22	Mayor FY 2021-22	Board of Supervisors FY 2021-22	FY 2022-23
540000	**Materials & Supplies**	$ 377,516	$ 377,516	$ 377,516	$ -	$ -	$ 377,516

FY 2020-21	FY 2021-22	FY 2022-23	Description
120,938	120,938	120,938	Power tool and hand tool purchase and repair for planting and landscape operations including purchase of push lawn mowers, chainsaws, hand saws, loppers, pole saws, weed whackers, and hedgers for landscape projects.
20,110	20,110	20,110	Traffic control and safety supplies including cones, barricades, restricted parking signs, flags and stands, etc. for planting and landscape projects.
77,631	77,631	77,631	Plants and planting materials including replacements for plants in existing landscaped medians as needed as well as soil, crushed rock, stakes, etc.
128,032	128,032	128,032	Supplies including construction materials and irrigation parts for landscaped medians and personal protective equipment such as safety vests, hard hats, and goggles for planting and landscape crews.
30,805	30,805	30,805	Supplies for maintenance of plazas.

Urban Forestry
Budget Line Item Summary
Gas Tax Fund

Account		Approved FY 2020-21	Base FY 2021-22	Public Works FY 2021-22	Mayor FY 2021-22	Board of Supervisors FY 2021-22	Board of Supervisors FY 2022-23
581061	**PUC Water**	$ 10,000	$ 10,000	$ 10,000	$ -	$ -	$ 10,000

For water meter install services of the Water Department as required.

Account		Approved FY 2020-21	Base FY 2021-22	Public Works FY 2021-22	Mayor FY 2021-22	Board of Supervisors FY 2021-22	Board of Supervisors FY 2022-23
581064	**PUC Water Service**	$ 632,700	$ 678,700	$ 678,700	$ -	$ -	$ 678,700

Water Service hookups and meters to landscaped center divider strips on streets and landscaped areas under DPW jurisdiction. As per performing department's recommendation.

Account		Approved FY 2020-21	Base FY 2021-22	Public Works FY 2021-22	Mayor FY 2021-22	Board of Supervisors FY 2021-22	Board of Supervisors FY 2022-23
581067	**DPW Building Repair**	$ 45,304	$ 45,304	$ 45,304	$ -	$ -	$ 45,304

To provide Bureau of Building Repair craft worker services to support Urban Forestry activities such as irrigation repairs in planted areas.

Account		Approved FY 2020-21	Base FY 2021-22	Public Works FY 2021-22	Mayor FY 2021-22	Board of Supervisors FY 2021-22	Board of Supervisors FY 2022-23
581078	**Street Repair**	$ 7,500	$ 7,500	$ 7,500	$ -	$ -	$ 7,500

To provide labor as needed from the Bureau of Street and Sewer Repair for Urban Forestry activities such as planting large trees and moving large planters.

Urban Forestry
Budget Line Item Summary
Street Tree Maintenance Fund

Expenditure Budget

Description of Services:

The Street Tree Maintenance Fund was a measure on the November 8, 2016 San Francisco ballot regarding responsibility for maintaining street trees and surrounding sidewalks. Voters approved the City to amend the City Charter to transfer responsibility from property owners to the City for maintaining trees on sidewalks adjacent to their property, as well as for repairing sidewalks damaged by the trees. The Bureau provides pruning and other maintenance and care services for street trees and sidewalks to enhance the City's character and environmental health.

Number of Permanent Positions:

Total permanent budgeted FTE positions:	60.00
Total increase (decrease) of permanent budgeted FTE positions:	-

Account		Approved FY 2020-21	Base FY 2021-22	Public Works FY 2021-22	Mayor FY 2021-22	Board of Supervisors FY 2021-22	Board of Supervisors FY 2022-23
501010	**Permanent Salaries**	$ 4,333,340	$ 4,590,153	$ 4,321,042	$ -	$ -	$ 4,532,804

Account		Approved FY 2020-21	Base FY 2021-22	Public Works FY 2021-22	Mayor FY 2021-22	Board of Supervisors FY 2021-22	Board of Supervisors FY 2022-23
505010	**Temporary Salaries**	$ 212,764	$ 212,764	$ 212,764	$ -	$ -	$ 212,764

Classification	Total	Temporary Pay Purpose
Various	212,764	Staff will aid in inspection of trees for maintenance instead of relinquishment in addition to perform education and outreach efforts to inform the community.

Account		Approved FY 2020-21	Base FY 2021-22	Public Works FY 2021-22	Mayor FY 2021-22	Board of Supervisors FY 2021-22	Board of Supervisors FY 2022-23
511010	**Overtime Pay**	$ 437,983	$ 437,983	$ 437,983	$ -	$ -	$ 437,983

Classification	Hourly Rate	Hours	Subtotal	Purpose
3408	39.75	1,322	52,558	Overtime salaries to have adequate staff response to emergency service request. For example, staff must rapidly clear debris during winter storms to ensure the safety of the public.
3410	44.37	99	4,380	
3417	55.45	158	8,760	
3434	68.88	3,179	218,992	
3436	76.88	1,652	127,015	
7355	68.75	319	21,899	
7514	53.57	82	4,380	

Account		Approved FY 2020-21	Base FY 2021-22	Public Works FY 2021-22	Mayor FY 2021-22	Board of Supervisors FY 2021-22	Board of Supervisors FY 2022-23
513000	**Mandatory Fringe Benefits**	$ 1,694,332	$ 2,355,839	$ 2,274,669	$ -	$ -	$ 2,316,131

Account		Approved FY 2020-21	Base FY 2021-22	Public Works FY 2021-22	Mayor FY 2021-22	Board of Supervisors FY 2021-22	Board of Supervisors FY 2022-23
520190	**Department Overhead**	$ 3,206,718	$ 3,127,313	$ 3,831,664	$ -	$ -	$ 4,029,855

Account		Approved FY 2020-21	Base FY 2021-22	Public Works FY 2021-22	Mayor FY 2021-22	Board of Supervisors FY 2021-22	Board of Supervisors FY 2022-23
520290	**Division Overhead**	$ 1,830,508	$ 1,640,566	$ 1,748,536	$ -	$ -	$ 1,646,775

Urban Forestry
Budget Line Item Summary
Street Tree Maintenance Fund

Account		Approved FY 2020-21	Base FY 2021-22	Public Works FY 2021-22	Mayor FY 2021-22	Board of Supervisors FY 2021-22	FY 2022-23
520990	**Other Overhead Charges**	$ 753,284	$ 829,507	$ 1,838,257	$ -	$ -	$ 1,793,896

Account		Approved FY 2020-21	Base FY 2021-22	Public Works FY 2021-22	Mayor FY 2021-22	Board of Supervisors FY 2021-22	FY 2022-23
522000	**Training**	$ 26,701	$ 26,701	$ 26,701	$ -	$ -	$ 26,701

FY 2020-21	FY 2021-22	FY 2022-23	Description
18,435	18,435	18,435	Line Clearance Arborist Re-Certification Workshop
8,266	8,266	8,266	Line Clearance Arborist Certification Workshop

Account		Approved FY 2020-21	Base FY 2021-22	Public Works FY 2021-22	Mayor FY 2021-22	Board of Supervisors FY 2021-22	FY 2022-23
527000	**Professional Services**	$ 2,839,956	$ 6,200,053	$ 3,538,920	$ -	$ -	$ 6,138,626

FY 2020-21	FY 2021-22	FY 2022-23	Description
2,479,956	3,178,920	5,778,626	Contract to prune and maintain street trees and repair sidewalks due to tree damage
300,000	300,000	300,000	Contract to SFUSD for tree maintenance and removal on SFUSD property per Prop E
60,000	60,000	60,000	Contract to build infrastructure for staff and equipment

Account		Approved FY 2020-21	Base FY 2021-22	Public Works FY 2021-22	Mayor FY 2021-22	Board of Supervisors FY 2021-22	FY 2022-23
527610	**Systems Consulting Service**	$ 230,000	$ 230,000	$ 230,000	$ -	$ -	$ 230,000

FY 2020-21	FY 2021-22	FY 2022-23	Description
230,000	230,000	230,000	Contract to manage tree inventory database

Account		Approved FY 2020-21	Base FY 2021-22	Public Works FY 2021-22	Mayor FY 2021-22	Board of Supervisors FY 2021-22	FY 2022-23
540000	**Materials & Supplies**	$ 382,920	$ 382,920	$ 382,920	$ -	$ -	$ 382,920

FY 2020-21	FY 2021-22	FY 2022-23	Description
52,446	52,446	52,446	Climbing gear for arborists
85,667	85,667	85,667	Pruning tools for arborists
68,719	68,719	68,719	Safety gear for arborists, cement shop, inspectors, and laborers
17,318	17,318	17,318	Tools for cement shop, inspectors, and laborers
126,828	126,828	126,828	Decomposed granite to backfill tree wells
25,736	25,736	25,736	Supplies for tool room
6,205	6,205	6,205	Office supplies

Account		Approved FY 2020-21	Base FY 2021-22	Public Works FY 2021-22	Mayor FY 2021-22	Board of Supervisors FY 2021-22	FY 2022-23
560000	**Equipment Purchases**	$ 1,985,382	$ 345,819	$ 395,000	$ -	$ -	$ -

Equipment No.	Quantity	Unit Cost	Total	Description
PW2216	1	395,000	395,000	Knuckle boom log hauler

Urban Forestry
Budget Line Item Summary

Street Tree Maintenance Fund

Account		Approved FY 2020-21	Base FY 2021-22	Public Works FY 2021-22	Mayor FY 2021-22	Board of Supervisors FY 2021-22	Board of Supervisors FY 2022-23
581370	**Environment**	$ 36,112	$ 35,237	$ 31,111	$ -	$ -	$ 31,111

Urban Forestry Council – $35,237 for FY 2021-22 and $31,114 for FY2022-23

The council provides essential coordination services for urban forestry management, administers the Landmark Tree Ordinance, produces an annual report on the state of the Urban Forest, and serves as a forestry information and resource hub. The council provides valuable support with analytics and advice on policy recommendations and advocacies for the bureau.

Account		Approved FY 2020-21	Base FY 2021-22	Public Works FY 2021-22	Mayor FY 2021-22	Board of Supervisors FY 2021-22	Board of Supervisors FY 2022-23
581680	**MTA - Municipal Railway**	$ -	$ -	$ 40,000	$ -	$ -	$ 40,000

Inspector transit flow assistance for tree care operations.

Revenue Budget

Account		Approved FY 2020-21	Base FY 2021-22	Public Works FY 2021-22	Mayor FY 2021-22	Board of Supervisors FY 2021-22	Board of Supervisors FY 2022-23
492001	**Street Tree Baseline**	$ 17,970,000	$ 19,310,000	$ 19,310,000	$ -	$ -	$ 21,820,000

Urban Forestry
Budget Line Item Summary
Overhead Fund

Expenditure Budget

Description of Services:

Serve as a policy center for the City's urban forestry management efforts; enforce provisions of the Urban Forestry Ordinance; work to broaden funding for urban forestry programs; encourage neighborhood involvement through community gardening and public-private partnerships; design and implement landscape improvement projects throughout the City; and provide outreach and education regarding proper tree care practices, relevant regulations, and participate with citizens' groups, elected officials, and other City agencies in setting program goals and objectives.

Number of Permanent Positions:

Total permanent budgeted FTE positions:	7.00
Total increase (decrease) of permanent budgeted FTE positions:	-

Account		Approved FY 2020-21	Base FY 2021-22	Public Works FY 2021-22	Mayor FY 2021-22	Board of Supervisors FY 2021-22	FY 2022-23
501010	**Permanent Salaries**	$ 776,245	$ 816,933	$ 771,171	$ -	$ -	$ 809,090

Account		Approved FY 2020-21	Base FY 2021-22	Public Works FY 2021-22	Mayor FY 2021-22	Board of Supervisors FY 2021-22	FY 2022-23
505010	**Temporary Salaries**	$ 35,000	$ 35,000	$ 35,000	$ -	$ -	$ 35,000

Classification	Total	Temporary Pay Purpose
Various	35,000	Fleet and equipment management staff

Account		Approved FY 2020-21	Base FY 2021-22	Public Works FY 2021-22	Mayor FY 2021-22	Board of Supervisors FY 2021-22	FY 2022-23
513000	**Mandatory Fringe Benefits**	$ 356,821	$ 368,718	$ 355,543	$ -	$ -	$ 356,676

Account		Approved FY 2020-21	Base FY 2021-22	Public Works FY 2021-22	Mayor FY 2021-22	Board of Supervisors FY 2021-22	FY 2022-23
520100	**Overhead Recovery**	$ (3,464,585)	$ (3,246,519)	$ (2,876,424)	$ -	$ -	$ (2,656,672)

Account		Approved FY 2020-21	Base FY 2021-22	Public Works FY 2021-22	Mayor FY 2021-22	Board of Supervisors FY 2021-22	FY 2022-23
521030	**Air Travel**	$ 506	$ 506	$ 506	$ -	$ -	$ 506

Trip #	Description	Location	Total Airfare	13% Co2 Offset	Total Budget
1	American Public Works Association	TBD	$ 448	$ 58	$ 506

Account		Approved FY 2020-21	Base FY 2021-22	Public Works FY 2021-22	Mayor FY 2021-22	Board of Supervisors FY 2021-22	FY 2022-23
521050	**Non-Air Travel**	$ 450	$ 450	$ 450	$ -	$ -	$ 450

Trip #	Description	Location	Cost	Count	Total Budget
1	American Public Works Association	TBD	$ 450	1.00	$ 450

Urban Forestry
Budget Line Item Summary
Overhead Fund

Account		Approved FY 2020-21	Base FY 2021-22	Public Works FY 2021-22	Mayor FY 2021-22	Board of Supervisors FY 2021-22	FY 2022-23
522000	**Training**	$ 62,278	$ 62,278	$ 62,278	$ -	$ -	$ 62,278

FY 2021-22	Description
300	Pesticide Applicator's Professional Association
15,696	Bay Friendly Landscape and Irrigation Training
950	Certified Landscape Irrigation Auditor
1,000	Stretching & Heavy Lifting Safety
360	Asbestos Contractor and Supervisor
1,972	CPR, First Aid, Blood borne Pathogens, AED
42,000	Cement Mason Apprenticeship Training

Account		Approved FY 2020-21	Base FY 2021-22	Public Works FY 2021-22	Mayor FY 2021-22	Board of Supervisors FY 2021-22	FY 2022-23
524010	**Membership Fees**	$ 300	$ 300	$ 300	$ -	$ -	$ 300

Pesticide Applicator's Professional Association.

Account		Approved FY 2020-21	Base FY 2021-22	Public Works FY 2021-22	Mayor FY 2021-22	Board of Supervisors FY 2021-22	FY 2022-23
527000	**Professional Services**	$ 2,498	$ 2,498	$ 2,498	$ -	$ -	$ 2,498

Account		Approved FY 2020-21	Base FY 2021-22	Public Works FY 2021-22	Mayor FY 2021-22	Board of Supervisors FY 2021-22	FY 2022-23
535000	**Other Current Expenses**	$ 20,584	$ 20,584	$ 20,584	$ -	$ -	$ 20,584

FY 2020-21	FY 2021-22	FY 2022-23	Description
4,880	4,880	4,880	Rental and Maintenance
1,800	1,800	1,800	Postage, outside printing, and photographic services
13,904	13,904	13,904	Subscriptions and employee telephone reimbursements

Account		Approved FY 2020-21	Base FY 2021-22	Public Works FY 2021-22	Mayor FY 2021-22	Board of Supervisors FY 2021-22	FY 2022-23
538000	**Community Organizations**	$ 240,000	$ 240,000	$ 240,000	$ -	$ -	$ 240,000

FY 2020-21	FY 2021-22	FY 2022-23	Description
240,000	240,000	240,000	Summer Youth Grant - One hundred youth will work with BUF for six weeks learning valuable horticultural skills and helping to clean medians and other green spaces around the city.

Account		Approved FY 2020-21	Base FY 2021-22	Public Works FY 2021-22	Mayor FY 2021-22	Board of Supervisors FY 2021-22	FY 2022-23
540000	**Materials & Supplies**	$ 201,230	$ 201,230	$ 202,105	$ -	$ -	$ 202,105

FY 2020-21	FY 2021-22	FY 2022-23	Description
4,000	4,000	4,000	New environmental regulations require purchase of shop vacuums to prevent demolition debris runoff from entering street gutters.
195,525	195,525	195,525	Protective clothing, safety gear, small hand tools, power tools, and related supplies.
1,705	1,705	1,705	GPS: Purchase and installation of 1 new unit @ $275 each; Removal and installation of 11 replacement units @ $105 each and telemetry unit @ $25 each

Urban Forestry
Budget Line Item Summary
Overhead Fund

Account		Approved FY 2020-21	Base FY 2021-22	Public Works FY 2021-22	Mayor FY 2021-22	Board of Supervisors FY 2021-22	Board of Supervisors FY 2022-23
549210	**Data Processing Supplies**	$ 1,169	$ 1,169	$ 1,169	$ -	$ -	$ 1,169

FY 2020-21	FY 2021-22	FY 2022-23	Description
1,169	1,169	1,169	Printer and fax cartridges and other computer supplies and desktop computers

Account		Approved FY 2020-21	Base FY 2021-22	Public Works FY 2021-22	Mayor FY 2021-22	Board of Supervisors FY 2021-22	Board of Supervisors FY 2022-23
560000	**Equipment Purchases**	$ 270,666	$ -	$ -	$ -	$ -	$ -

Account		Approved FY 2020-21	Base FY 2021-22	Public Works FY 2021-22	Mayor FY 2021-22	Board of Supervisors FY 2021-22	Board of Supervisors FY 2022-23
581067	**DPW-Building Repair**	$ 41,816	$ 41,816	$ 41,816	$ -	$ -	$ 41,816

Maintenance and repair services. As per performing department's recommendation.

Account		Approved FY 2020-21	Base FY 2021-22	Public Works FY 2021-22	Mayor FY 2021-22	Board of Supervisors FY 2021-22	Board of Supervisors FY 2022-23
581072	**DPW-GIS Mapping**	$ 3,500	$ 3,500	$ 3,500	$ -	$ -	$ 3,500

To update and maintain the Geographic Information Services (GIS) Base map layers and related data in concert with other departments to ensure data integrity, accuracy, and delivery; to process requests to perform data cleanup; to perform conversion of data between platforms; to generate maps, tables, and reports in response to users' request; to develop inter-departmental interfaces for access to GIS data layers; to provide GIS technical assistance and training to users; to identify opportunities for improving GIS data and access through automation.

Account		Approved FY 2020-21	Base FY 2021-22	Public Works FY 2021-22	Mayor FY 2021-22	Board of Supervisors FY 2021-22	Board of Supervisors FY 2022-23
581083	**ADM-Real Estate 49 SVN Rent**	$ 31,635	$ 31,635	$ 40,091	$ -	$ -	$ 40,091

Rent for tree inspection group stationed at 49 SVN. As per performing department's recommendation.

Account		Approved FY 2020-21	Base FY 2021-22	Public Works FY 2021-22	Mayor FY 2021-22	Board of Supervisors FY 2021-22	Board of Supervisors FY 2022-23
581210	**TIS-ISD Infrastructure**	$ 98,688	$ 101,978	$ 101,978	$ -	$ -	$ 101,978

Services for the radio communication infrastructure. As per performing department's recommendation

Account		Approved FY 2020-21	Base FY 2021-22	Public Works FY 2021-22	Mayor FY 2021-22	Board of Supervisors FY 2021-22	Board of Supervisors FY 2022-23
581350	**GF-Emergency Communications**	$ 14,841	$ 14,841	$ 14,841	$ -	$ -	$ 14,841

As per performing department's recommendation.

Urban Forestry
Budget Line Item Summary
Overhead Fund

Account		Approved FY 2020-21	Base FY 2021-22	Public Works FY 2021-22	Mayor FY 2021-22	Board of Supervisors FY 2021-22	FY 2022-23
581360	**TIS-Telephone**	$ 38,114	$ 35,872	$ 35,872	$ -	$ -	$ 35,872

As per performing department's recommendation.

Account		Approved FY 2020-21	Base FY 2021-22	Public Works FY 2021-22	Mayor FY 2021-22	Board of Supervisors FY 2021-22	FY 2022-23
581370	**Dept. Environment**	$ 29,169	$ 30,044	$ 29,169	$ -	$ -	$ 29,169

The Integrated Pest Management (IPM) Program is a valuable program with the goal of making significant, measurable reductions in pesticide hazards on City properties, while maintaining high standards in pest management.

Account		Approved FY 2020-21	Base FY 2021-22	Public Works FY 2021-22	Mayor FY 2021-22	Board of Supervisors FY 2021-22	FY 2022-23
581490	**HR Health & Safety**	$ 10,152	$ 10,152	$ 10,152	$ -	$ -	$ 10,152

Mandatory drug and/or alcohol testing.

Account		Approved FY 2020-21	Base FY 2021-22	Public Works FY 2021-22	Mayor FY 2021-22	Board of Supervisors FY 2021-22	FY 2022-23
581520	**SFGH-Medical Service**	$ 49,561	$ 49,561	$ 49,561	$ -	$ -	$ 49,561

Health screening and testing are mandated for new employees. They are also necessary for current employees due to various on-the-job experiences. Medical exams include audiogram, respirator, TB, DMV, Hepatitis, and Tetanus.

Account		Approved FY 2020-21	Base FY 2021-22	Public Works FY 2021-22	Mayor FY 2021-22	Board of Supervisors FY 2021-22	FY 2022-23
581710	**Auto Maint. Central Shops**	$ 980,565	$ 972,416	$ 972,416	$ -	$ -	$ 972,416

Maintenance and leasing costs for vehicles. As per performing department’s recommendation.

Account		Approved FY 2020-21	Base FY 2021-22	Public Works FY 2021-22	Mayor FY 2021-22	Board of Supervisors FY 2021-22	FY 2022-23
581740	**Fuel Central Shops**	$ 255,007	$ 277,804	$ 277,804	$ -	$ -	$ 277,804

As per performing department’s recommendation.

Account		Approved FY 2020-21	Base FY 2021-22	Public Works FY 2021-22	Mayor FY 2021-22	Board of Supervisors FY 2021-22	FY 2022-23
581820	**Reproduction**	$ 2,078	$ 2,078	$ 2,078	$ -	$ -	$ 2,078

Printing and mail services. As per performing department's recommendation.

Street Environmental Services
All Funds Summary
Fiscal Year 2021-22

Account	Account Title	General Fund	Gas Tax Fund	IDS Fund	Overhead Fund	Solid Waste	Continuing Funds	SR Services to Outside	Paid Time Off	Grand Total
501010	Perm Salaries-Misc-Regular	$ 14,780,998	$ 2,094,042	$ 997,703	$ 700,024	$ -	$ -	$ -	$ 9,788,941	$ 28,361,710
505010	Temp Misc Regular Salaries	$ 2,620,953	$ 559,856	$ -	$ -	$ -	$ -	$ -	$ -	$ 3,180,809
509010	Premium Pay - Misc	$ 3,755	$ 32,065	$ -	$ 2,414	$ -	$ -	$ -	$ -	$ 38,234
511010	Overtime - Scheduled Misc	$ 1,428,750	$ 130,380	$ 900,000	$ 8,658	$ -	$ -	$ -	$ -	$ 2,467,788
		$ 18,834,456	**$ 2,816,343**	**$ 1,897,703**	**$ 711,096**	**$ -**	**$ -**	**$ -**	**$ 9,788,941**	**$ 34,048,541**
506070	Programmatic Projects-Budget	$ -	$ -	$ -	$ -	$ 6,720,284	$ 1,530,638	$ 200,000	$ -	$ 8,450,922
		$ -	**$ -**	**$ -**	**$ -**	**$ 6,720,284**	**$ 1,530,638**	**$ 200,000**	**$ -**	**$ 8,450,922**
513010	Retire City Misc	$ 3,247,458	$ 458,679	$ 218,537	$ 150,589	$ -	$ -	$ -	$ -	$ 4,075,263
514010	Social Security (OASDI & HI)	$ 1,165,572	$ 174,613	$ 117,657	$ 35,531	$ -	$ -	$ -	$ -	$ 1,493,373
514020	Social Sec-Medicare(HI Only)	$ 273,099	$ 40,838	$ 27,517	$ 10,311	$ -	$ -	$ -	$ -	$ 351,765
515010	Health Service-City Match	$ 898,876	$ 104,706	$ 53,944	$ 25,110	$ -	$ -	$ -	$ -	$ 1,082,636
515020	Retiree Health-Match-Prop B	$ 479,303	$ -	$ -	$ -	$ -	$ -	$ -	$ -	$ 479,303
515030	RetireeHlthCare-CityMatchPropC	$ 175,212	$ -	$ -	$ -	$ -	$ -	$ -	$ -	$ 175,212
515710	Dependent Coverage	$ 2,479,356	$ 358,565	$ 178,795	$ 64,351	$ -	$ -	$ -	$ -	$ 3,081,067
516010	Dental Coverage	$ 276,697	$ 38,369	$ 19,231	$ 7,476	$ -	$ -	$ -	$ -	$ 341,773
517010	Unemployment Insurance	$ 18,835	$ 2,816	$ 1,898	$ 712	$ -	$ -	$ -	$ 9,790	$ 34,051
519010	Fringe Adjustments-Budget	$ -	$ -	$ -	$ -	$ -	$ -	$ -	$ -	$ -
519110	Flexible Benefit Package	$ 14,668	$ -	$ -	$ 20,714	$ -	$ -	$ -	$ -	$ 35,382
519120	Long Term Disability Insurance	$ 56,377	$ 8,188	$ 3,900	$ 514	$ -	$ -	$ -	$ 38,278	$ 107,257
		$ 9,085,453	**$ 1,186,774**	**$ 621,479**	**$ 315,308**	**$ -**	**$ -**	**$ -**	**$ 48,068**	**$ 11,257,082**
520100	Overhead Recovery	$ -	$ -	$ -	$ (8,308,758)	$ -	$ -	$ -	$ (11,729,596)	$ (20,038,354)
520190	Department Overhead	$ 14,631,152	$ 2,181,521	$ 1,138,094	$ -	$ -	$ -	$ -	$ -	$ 17,950,767
520290	Division Overhead	$ 6,995,543	$ 1,043,043	$ 544,153	$ -	$ -	$ -	$ -	$ -	$ 8,582,740
520990	Other Overhead Charges	$ 7,956,359	$ 1,127,601	$ 2,371,306	$ -	$ -	$ -	$ -	$ -	$ 11,455,266
		$ 29,583,054	**$ 4,352,165**	**$ 4,053,553**	**$ (8,308,758)**	**$ -**	**$ -**	**$ -**	**$ (11,729,596)**	**$ 17,950,419**
521030	Air Travel - Employees	$ -	$ -	$ -	$ 600	$ -	$ -	$ -	$ -	$ 600
521050	Non-Air Travel - Employees	$ -	$ -	$ -	$ 600	$ -	$ -	$ -	$ -	$ 600
522000	Training - Budget	$ -	$ -	$ -	$ 10,000	$ -	$ -	$ -	$ -	$ 10,000
527000	Prof & Specialized Svcs-Bdgt	$ 698,000	$ -	$ -	$ -	$ 167,953	$ -	$ -	$ -	$ 865,953
535000	Other Current Expenses - Bdgt	$ 338,674	$ -	$ -	$ 52,744	$ -	$ -	$ -	$ -	$ 391,418
535960	Software Licensing Fees	$ 18,000	$ -	$ -	$ 113,985	$ -	$ -	$ -	$ -	$ 131,985
		$ 1,054,674	**$ -**	**$ -**	**$ 177,929**	**$ 167,953**	**$ -**	**$ -**	**$ -**	**$ 1,400,556**
538000	CBO Services - Budget	$ 5,169,132	$ -	$ -	$ -	$ 1,679,528	$ -	$ -	$ -	$ 6,848,660
		$ 5,169,132	**$ -**	**$ -**	**$ -**	**$ 1,679,528**	**$ -**	**$ -**	**$ -**	**$ 6,848,660**
540000	Materials & Supplies-Budget	$ 749,400	$ 449,219	$ -	$ 58,550	$ 940,536	$ -	$ -	$ -	$ 2,197,705
549210	Data Processing Supplies	$ -	$ 5,500	$ -	$ 2,794	$ -	$ -	$ -	$ -	$ 8,294
		$ 749,400	**$ 454,719**	**$ -**	**$ 61,344**	**$ 940,536**	**$ -**	**$ -**	**$ -**	**$ 2,205,999**
560000	Equipment Purchase-Budget	$ -	$ -	$ -	$ -	$ -	$ -	$ -	$ -	$ -
		$ -	**$ -**	**$ -**	**$ -**	**$ -**	**$ -**	**$ -**	**$ -**	**$ -**
581013	GF-PUC-Ueb	$ -	$ -	$ -	$ -	$ -	$ -	$ -	$ -	$ -
581050	GF-Arts Commission	$ 150,000	$ -	$ -	$ -	$ -	$ -	$ -	$ -	$ 150,000
581051	GF-PUC-Light Heat & Power	$ -	$ -	$ -	$ -	$ -	$ -	$ -	$ -	$ -
581067	Sr-DPW-Building Repair	$ 165,845	$ 99,398	$ -	$ 106,698	$ -	$ -	$ -	$ -	$ 371,941
581072	Sr-DPW-Geog. Information Sys	$ -	$ -	$ -	$ 16,500	$ -	$ -	$ -	$ -	$ 16,500
581077	Sr-CWP-Clean Water Department	$ 30,000	$ -	$ -	$ -	$ -	$ -	$ -	$ -	$ 30,000
581078	Sr-DPW-Street Repair	$ -	$ 23,510	$ -	$ -	$ -	$ -	$ -	$ -	$ 23,510
581210	DT Technology Infrastructure	$ 222,034	$ -	$ -	$ 585,660	$ -	$ -	$ -	$ -	$ 807,694
581350	GF-Emergency Communications	$ -	$ -	$ -	$ 48,762	$ -	$ -	$ -	$ -	$ 48,762
581360	DT Telecommunications Services	$ 9,425	$ -	$ -	$ 126,795	$ -	$ -	$ -	$ -	$ 136,220
581490	GF-HR-Drug Testing	$ -	$ -	$ -	$ 35,427	$ -	$ -	$ -	$ -	$ 35,427
581520	Ef-SFGH-Medical Service	$ -	$ -	$ -	$ 81,630	$ -	$ -	$ -	$ -	$ 81,630
581710	Is-Purch-Centrl Shop-AutoMaint	$ 90,275	$ -	$ -	$ 4,435,630	$ -	$ -	$ -	$ -	$ 4,525,905
581730	Is-Purch-Vehicle Leasing (AAO)	$ -	$ -	$ -	$ -	$ -	$ -	$ -	$ -	$ -
581740	Is-Purch-Centrl Shop-FuelStock	$ -	$ -	$ -	$ 1,150,032	$ -	$ -	$ -	$ -	$ 1,150,032
581770	GF-Parking & Traffic	$ -	$ 5,000	$ -	$ -	$ -	$ -	$ -	$ -	$ 5,000
581790	GF-Purch-Mail Services	$ -	$ -	$ -	$ -	$ -	$ -	$ -	$ -	$ -
581810	Is-GSA-Flet Pol-CarsHRe Vehcle	$ -	$ -	$ -	$ -	$ -	$ -	$ -	$ -	$ -
581820	Is-Purch-Reproduction	$ -	$ -	$ -	$ 39,980	$ -	$ -	$ -	$ -	$ 39,980
581830	GF-Police Security	$ -	$ -	$ -	$ -	$ -	$ -	$ -	$ -	$ -
581930	GF-Sheriff	$ 35,000	$ -	$ -	$ -	$ -	$ -	$ -	$ -	$ 35,000
		$ 702,579	**$ 127,908**	**$ -**	**$ 6,627,114**	**$ -**	**$ -**	**$ -**	**$ -**	**$ 7,457,601**
598040	Designated For General Reserve	$ -	$ -	$ -	$ 415,967	$ -	$ -	$ -	$ 1,892,588	$ 2,308,555
		$ -	**$ -**	**$ -**	**$ 415,967**	**$ -**	**$ -**	**$ -**	**$ 1,892,588**	**$ 2,308,555**
		$ 65,178,748	**$ 8,937,910**	**$ 6,572,736**	**$ -**	**$ 9,508,301**	**$ 1,530,638**	**$ 200,000**	**$ 1**	**$ 91,928,335**

Street Environmental Services
All Funds Summary
Fiscal Year 2022-23

Account	Account Title	General Fund	Gas Tax Fund	IDS Fund	Overhead Fund	Solid Waste	Continuing Funds	SR Services to Outside A	Paid Time Off	Grand Total
501010	Perm Salaries-Misc-Regular	$ 15,656,550	$ 2,196,267	$ 1,046,328	$ 734,385	$ -	$ -	$ -	$ 10,318,194	$ 29,951,724
505010	Temp Misc Regular Salaries	$ 2,620,129	$ 559,856	$ -	$ -	$ -	$ -	$ -	$ -	$ 3,179,985
509010	Premium Pay - Misc	$ 3,755	$ 32,065	$ -	$ 2,414	$ -	$ -	$ -	$ -	$ 38,234
511010	Overtime - Scheduled Misc	$ 1,428,750	$ 130,380	$ 900,000	$ 8,658	$ -	$ -	$ -	$ -	$ 2,467,788
		$ 19,709,184	**$ 2,918,568**	**$ 1,946,328**	**$ 745,457**	**$ -**	**$ -**	**$ -**	**$ 10,318,194**	**$ 35,637,731**
506070	Programmatic Projects-Budget	$ -	$ -	$ -	$ -	$ 6,720,284	$ 1,530,638	$ 200,000	$ -	$ 8,450,922
		$ -	**$ -**	**$ -**	**$ -**	**$ 6,720,284**	**$ 1,530,638**	**$ 200,000**	**$ -**	**$ 8,450,922**
513010	Retire City Misc	$ 3,105,647	$ 433,953	$ 206,977	$ 142,392	$ -	$ -	$ -	$ -	$ 3,888,969
514010	Social Security (OASDI & HI)	$ 1,219,436	$ 180,953	$ 120,672	$ 36,901	$ -	$ -	$ -	$ -	$ 1,557,962
514020	Social Sec-Medicare(HI Only)	$ 285,783	$ 42,320	$ 28,222	$ 10,809	$ -	$ -	$ -	$ -	$ 367,134
515010	Health Service-City Match	$ 962,214	$ 110,986	$ 57,179	$ 26,618	$ -	$ -	$ -	$ -	$ 1,156,997
515020	Retiree Health-Match-Prop B	$ 544,615	$ -	$ -	$ -	$ -	$ -	$ -	$ -	$ 544,615
515030	RetireeHlthCare-CityMatchPropC	$ 155,288	$ -	$ -	$ -	$ -	$ -	$ -	$ -	$ 155,288
515710	Dependent Coverage	$ 2,654,222	$ 380,080	$ 189,522	$ 68,214	$ -	$ -	$ -	$ -	$ 3,292,038
516010	Dental Coverage	$ 290,517	$ 39,902	$ 19,998	$ 7,774	$ -	$ -	$ -	$ -	$ 358,191
517010	Unemployment Insurance	$ 19,707	$ 2,919	$ 1,947	$ 746	$ -	$ -	$ -	$ 10,319	$ 35,638
519010	Fringe Adjustments-Budget	$ -	$ -	$ -	$ -	$ -	$ -	$ -	$ -	$ -
519110	Flexible Benefit Package	$ 15,704	$ -	$ -	$ 21,959	$ -	$ -	$ -	$ -	$ 37,663
519120	Long Term Disability Insurance	$ 59,716	$ 8,587	$ 4,092	$ 539	$ -	$ -	$ -	$ 40,348	$ 113,282
		$ 9,312,849	**$ 1,199,700**	**$ 628,609**	**$ 315,952**	**$ -**	**$ -**	**$ -**	**$ 50,667**	**$ 11,507,777**
520100	Overhead Recovery	$ -	$ -	$ -	$ (9,324,463)	$ -	$ -	$ -	$ (12,056,655)	$ (21,381,119)
520190	Department Overhead	$ 14,942,036	$ 2,206,095	$ 1,555,627	$ -	$ -	$ -	$ -	$ -	$ 18,703,757
520290	Division Overhead	$ 7,675,547	$ 1,133,245	$ 799,107	$ -	$ -	$ -	$ -	$ -	$ 9,607,899
520990	Other Overhead Charges	$ 8,010,202	$ 1,124,046	$ 2,638,474	$ -	$ -	$ -	$ -	$ -	$ 11,772,723
		$ 30,627,785	**$ 4,463,386**	**$ 4,993,208**	**$ (9,324,463)**	**$ -**	**$ -**	**$ -**	**$ (12,056,655)**	**$ 18,703,260**
521030	Air Travel - Employees	$ -	$ -	$ -	$ 600	$ -	$ -	$ -	$ -	$ 600
521050	Non-Air Travel - Employees	$ -	$ -	$ -	$ 600	$ -	$ -	$ -	$ -	$ 600
522000	Training - Budget	$ -	$ -	$ -	$ 10,000	$ -	$ -	$ -	$ -	$ 10,000
527000	Prof & Specialized Svcs-Bdgt	$ 698,000	$ -	$ -	$ -	$ 167,953	$ -	$ -	$ -	$ 865,953
535000	Other Current Expenses - Bdgt	$ 338,674	$ -	$ -	$ 52,744	$ -	$ -	$ -	$ -	$ 391,418
535960	Software Licensing Fees	$ 18,000	$ -	$ -	$ 113,985	$ -	$ -	$ -	$ -	$ 131,985
		$ 1,054,674	**$ -**	**$ -**	**$ 177,929**	**$ 167,953**	**$ -**	**$ -**	**$ -**	**$ 1,400,556**
538000	CBO Services - Budget	$ 5,169,132	$ -	$ -	$ -	$ 1,679,528	$ -	$ -	$ -	$ 6,848,660
		$ 5,169,132	**$ -**	**$ -**	**$ -**	**$ 1,679,528**	**$ -**	**$ -**	**$ -**	**$ 6,848,660**
540000	Materials & Supplies-Budget	$ 749,400	$ 449,219	$ -	$ 58,550	$ 940,536	$ -	$ -	$ -	$ 2,197,705
549210	Data Processing Supplies	$ -	$ 5,500	$ -	$ 2,794	$ -	$ -	$ -	$ -	$ 8,294
		$ 749,400	**$ 454,719**	**$ -**	**$ 61,344**	**$ 940,536**	**$ -**	**$ -**	**$ -**	**$ 2,205,999**
560000	Equipment Purchase-Budget	$ -	$ -	$ -	$ -	$ -	$ -	$ -	$ -	$ -
		$ -	**$ -**	**$ -**	**$ -**	**$ -**	**$ -**	**$ -**	**$ -**	**$ -**
581013	GF-PUC-Ueb	$ -	$ -	$ -	$ -	$ -	$ -	$ -	$ -	$ -
581050	GF-Arts Commission	$ 150,000	$ -	$ -	$ -	$ -	$ -	$ -	$ -	$ 150,000
581051	GF-PUC-Light Heat & Power	$ -	$ -	$ -	$ -	$ -	$ -	$ -	$ -	$ -
581067	Sr-DPW-Building Repair	$ 165,845	$ 99,398	$ -	$ 106,698	$ -	$ -	$ -	$ -	$ 371,941
581072	Sr-DPW-Geog. Information Sys	$ -	$ -	$ -	$ 16,500	$ -	$ -	$ -	$ -	$ 16,500
581077	Sr-CWP-Clean Water Department	$ 30,000	$ -	$ -	$ -	$ -	$ -	$ -	$ -	$ 30,000
581078	Sr-DPW-Street Repair	$ -	$ 23,510	$ -	$ -	$ -	$ -	$ -	$ -	$ 23,510
581210	DT Technology Infrastructure	$ 222,034	$ -	$ -	$ 585,660	$ -	$ -	$ -	$ -	$ 807,694
581350	GF-Emergency Communications	$ -	$ -	$ -	$ 48,762	$ -	$ -	$ -	$ -	$ 48,762
581360	DT Telecommunications Services	$ 9,425	$ -	$ -	$ 126,795	$ -	$ -	$ -	$ -	$ 136,220
581490	GF-HR-Drug Testing	$ -	$ -	$ -	$ 35,427	$ -	$ -	$ -	$ -	$ 35,427
581520	Ef-SFGH-Medical Service	$ -	$ -	$ -	$ 81,630	$ -	$ -	$ -	$ -	$ 81,630
581710	Is-Purch-Centrl Shop-AutoMaint	$ 90,275	$ -	$ -	$ 4,435,630	$ -	$ -	$ -	$ -	$ 4,525,905
581730	Is-Purch-Vehicle Leasing (AAO)	$ -	$ -	$ -	$ -	$ -	$ -	$ -	$ -	$ -
581740	Is-Purch-Centrl Shop-FuelStock	$ -	$ -	$ -	$ 1,150,032	$ -	$ -	$ -	$ -	$ 1,150,032
581770	GF-Parking & Traffic	$ -	$ 5,000	$ -	$ -	$ -	$ -	$ -	$ -	$ 5,000
581790	GF-Purch-Mail Services	$ -	$ -	$ -	$ -	$ -	$ -	$ -	$ -	$ -
581810	Is-GSA-Flet Pol-CarsHRe Vehcle	$ -	$ -	$ -	$ -	$ -	$ -	$ -	$ -	$ -
581820	Is-Purch-Reproduction	$ -	$ -	$ -	$ 39,980	$ -	$ -	$ -	$ -	$ 39,980
581830	GF-Police Security	$ 60,000	$ -	$ -	$ -	$ -	$ -	$ -	$ -	$ 60,000
581930	GF-Sheriff	$ 35,000	$ -	$ -	$ -	$ -	$ -	$ -	$ -	$ 35,000
		$ 762,579	**$ 127,908**	**$ -**	**$ 6,627,114**	**$ -**	**$ -**	**$ -**	**$ -**	**$ 7,517,601**
598040	Designated For General Reserve	$ -	$ -	$ -	$ 1,396,667	$ -	$ -	$ -	$ 1,687,795	$ 3,084,462
		$ -	**$ -**	**$ -**	**$ 1,396,667**	**$ -**	**$ -**	**$ -**	**$ 1,687,795**	**$ 3,084,462**
		$ 67,385,603	**$ 9,164,281**	**$ 7,568,145**	**$ (0)**	**$ 9,508,301**	**$ 1,530,638**	**$ 200,000**	**$ 1**	**$ 95,356,968**

Street Environmental Services
Position Summary
Fiscal Year 2021-22

Job Class ID	Job Class Title	10000 General Fund FTE	10000 General Fund Amount	10040 IDS Fund FTE	10040 IDS Fund Amount	13920 Overhead Fund FTE	13920 Overhead Fund Amount	12769 Gas Tax Fund FTE	12769 Gas Tax Fund Amount	Total FTE	Total Amount
0922	**Manager I**	2.00	$ 290,502	-	$ -	-	$ -	-	$ -	2.00	$ 290,502
0932	**Manager IV**	-	$ -	-	$ -	3.00	$ 541,412	-	$ -	3.00	$ 541,412
0933	**Manager V**	1.00	$ 194,675	-	$ -	-	$ -	-	$ -	1.00	$ 194,675
0942	**Manager VII**	-	$ -	-	$ -	1.00	$ 223,826	-	$ -	1.00	$ 223,826
1310	**Public Relations Assistant**	1.00	$ 74,785	-	$ -	-	$ -	-	$ -	1.00	$ 74,785
1312	**Public Information Officer**	-	$ -	8.00	$ -	-	$ -	-	$ -	8.00	$ -
1314	**Public Relations Officer**	1.00	$ 127,231	-	$ -	-	$ -	-	$ -	1.00	$ 127,231
1406	**Senior Clerk**	-	$ -	-	$ -	1.00	$ 83,504	-	$ -	1.00	$ 83,504
1634	**Principal Account Clerk**	-	$ -	-	$ -	1.00	$ 93,177	-	$ -	1.00	$ 93,177
1704	**Communications Dispatcher I**	8.00	$ 586,835	2.00	$ 146,709	-	$ -	-	$ -	10.00	$ 733,544
1820	**Junior Administrative Analyst**	1.00	$ 81,676	-	$ -	-	$ -	-	$ -	1.00	$ 81,676
1822	**Administrative Analyst**	1.00	$ 107,408	-	$ -	-	$ -	-	$ -	1.00	$ 107,408
1823	**Senior Administrative Analyst**	1.00	$ 125,163	-	$ -	-	$ -	-	$ -	1.00	$ 125,163
1840	**Junior Management Assistant**	-	$ -	-	$ -	-	$ -	-	$ -	-	$ -
1842	**Management Assistant**	2.00	$ 197,696	-	$ -	-	$ -	-	$ -	2.00	$ 197,696
2917	**Program Support Analyst**	4.00	$ 514,540	2.00	$ -	-	$ -	1.00	$ 128,635	7.00	$ 643,175
6230	**Street Inspector**	1.00	$ 98,133	-	$ -	-	$ -	-	$ -	1.00	$ 98,133
7215	**General Laborer Supervisor I**	29.00	$ 2,566,103	1.00	$ 88,486	-	$ -	5.00	$ 442,432	35.00	$ 3,097,021
7281	**Street Environmental Svcs Operations Supervisor**	13.00	$ 1,549,610	-	$ -	-	$ -	1.00	$ 119,201	14.00	$ 1,668,811
7355	**Truck Driver**	21.00	$ 2,111,985	17.00	$ 905,136	-	$ -	12.00	$ 1,206,848	50.00	$ 4,223,969
7501	**Environmental Service Worker**	7.00	$ 439,649	-	$ -	-	$ -	-	$ -	7.00	$ 439,649
7514	**General Laborer**	157.50	$ 12,342,172	19.00	$ 861,993	-	$ -	11.00	$ 861,993	187.50	$ 14,066,158
7514	**General Laborer**	(1.00)	$ (78,363)	-	$ -	-	$ -	-	$ -	(1.00)	$ (78,363)
9922	**Public Service Aide - Associate To Professionals**	1.00	$ 50,749	-	$ -	-	$ -	-	$ -	1.00	$ 50,749
9991	**One Day Adjustment - Misc**	-	$ 57,832	-	$ 3,943	-	$ 2,741	-	$ 8,189	-	$ 72,705
9991	**One Day Adjustment - Misc**	-	$ 77	-	$ -	-	$ -	-	$ -	-	$ 77
9993	**Attrition Savings - Miscellaneous**	(21.86)	$ (1,864,213)	(7.90)	$ (688,016)	(0.20)	$ (31,597)	(0.01)	$ (1,201)	(29.97)	$ (2,585,027)
9995	**Positions Not Detailed - Miscellaneous**	-	$ 132,194	-	$ -	-	$ -	-	$ -	-	$ 132,194
9996	**Estimated Project Funding - Misc**	-	$ (4,730,076)	-	$ (320,548)	-	$ (213,040)	-	$ (667,157)	-	$ (5,930,821)
OVER	**Overtime - Miscellaneous**	-	$ 1,428,750	-	$ 900,000	-	$ 8,658	-	$ 130,380	-	$ 2,467,788
PREM	**Premium Pay - Miscellaneous**	-	$ 3,755	-	$ -	-	$ 2,414	-	$ 32,065	-	$ 38,234
STEP	**Step Adjustments, Miscellaneous**	-	$ (195,365)	-	$ -	-	$ -	-	$ (4,898)	-	$ (200,263)
TEMP	**Temporary - Miscellaneous**	23.05	$ 2,620,953	-	$ -	-	$ -	4.92	$ 559,856	27.97	$ 3,180,809
		251.69	**$ 18,834,456**	**41.10**	**$ 1,897,703**	**5.80**	**$ 711,095**	**34.91**	**$ 2,816,343**	**333.50**	**$ 24,259,597**

Street Environmental Services
Position Summary
Fiscal Year 2022-23

Job Class ID	Job Class Title	10000 General Fund FTE	10000 General Fund Amount	10040 IDS Fund FTE	10040 IDS Fund Amount	13920 Overhead Fund FTE	13920 Overhead Fund Amount	12769 Gas Tax Fund FTE	12769 Gas Tax Fund Amount	Total FTE	Total Amount
0922	**Manager I**	2.00	$ 305,002	-	$ -	-	$ -	-	$ -	2.00	$ 305,002
0932	**Manager IV**	-	$ -	-	$ -	3.00	$ 568,436	-	$ -	3.00	$ 568,436
0933	**Manager V**	1.00	$ 204,393	-	$ -	-	$ -	-	$ -	1.00	$ 204,393
0942	**Manager VII**	-	$ -	-	$ -	1.00	$ 234,998	-	$ -	1.00	$ 234,998
1310	**Public Relations Assistant**	1.00	$ 78,518	-	$ -	-	$ -	-	$ -	1.00	$ 78,518
1312	**Public Information Officer**	-	$ -	8.00	$ -	-	$ -	-	$ -	8.00	$ -
1314	**Public Relations Officer**	1.00	$ 133,581	-	$ -	-	$ -	-	$ -	1.00	$ 133,581
1406	**Senior Clerk**	-	$ -	-	$ -	1.00	$ 87,672	-	$ -	1.00	$ 87,672
1634	**Principal Account Clerk**	-	$ -	-	$ -	1.00	$ 97,827	-	$ -	1.00	$ 97,827
1704	**Communications Dispatcher I**	8.00	$ 616,125	2.00	$ 154,031	-	$ -	-	$ -	10.00	$ 770,156
1820	**Junior Administrative Analyst**	1.00	$ 85,753	-	$ -	-	$ -	-	$ -	1.00	$ 85,753
1822	**Administrative Analyst**	1.00	$ 112,769	-	$ -	-	$ -	-	$ -	1.00	$ 112,769
1823	**Senior Administrative Analyst**	1.00	$ 131,410	-	$ -	-	$ -	-	$ -	1.00	$ 131,410
1840	**Junior Management Assistant**	-	$ -	-	$ -	-	$ -	-	$ -	-	$ -
1842	**Management Assistant**	2.00	$ 207,564	-	$ -	-	$ -	-	$ -	2.00	$ 207,564
2917	**Program Support Analyst**	4.00	$ 540,223	2.00	$ -	-	$ -	1.00	$ 135,056	7.00	$ 675,279
6230	**Street Inspector**	1.00	$ 103,031	-	$ -	-	$ -	-	$ -	1.00	$ 103,031
7215	**General Laborer Supervisor I**	29.00	$ 2,694,186	1.00	$ 92,903	-	$ -	5.00	$ 464,515	35.00	$ 3,251,604
7281	**Street Environmental Svcs Operations Supervisor**	13.00	$ 1,626,956	-	$ -	-	$ -	1.00	$ 125,151	14.00	$ 1,752,107
7355	**Truck Driver**	21.00	$ 2,217,401	17.00	$ 950,316	-	$ -	12.00	$ 1,267,086	50.00	$ 4,434,803
7501	**Environmental Service Worker**	7.00	$ 461,594	-	$ -	-	$ -	-	$ -	7.00	$ 461,594
7514	**General Laborer**	157.50	$ 12,958,210	19.00	$ 905,018	-	$ -	11.00	$ 905,017	187.50	$ 14,768,245
7514	**General Laborer**	(1.00)	$ (82,274)	-	$ -	-	$ -	-	$ -	(1.00)	$ (82,274)
9922	**Public Service Aide - Associate To Professionals**	1.00	$ 53,282	-	$ -	-	$ -	-	$ -	1.00	$ 53,282
9991	**One Day Adjustment - Misc**	-	$ 59,905	-	$ 4,011	-	$ 2,814	-	$ 8,414	-	$ 75,144
9991	**One Day Adjustment - Misc**	-	$ 80	-	$ -	-	$ -	-	$ -	-	$ 80
9993	**Attrition Savings - Miscellaneous**	(19.59)	$ (1,753,603)	(7.90)	$ (722,358)	(0.20)	$ (33,175)	(0.01)	$ (1,261)	(27.70)	$ (2,510,397)
9995	**Positions Not Detailed - Miscellaneous**	-	$ 138,792	-	$ -	-	$ -	-	$ -	-	$ 138,792
9996	**Estimated Project Funding - Misc**	-	$ (5,031,233)	-	$ (337,591)	-	$ (224,187)	-	$ (702,569)	-	$ (6,295,580)
OVER	**Overtime - Miscellaneous**	-	$ 1,428,750	-	$ 900,000	-	$ 8,658	-	$ 130,380	-	$ 2,467,788
PREM	**Premium Pay - Miscellaneous**	-	$ 3,755	-	$ -	-	$ 2,414	-	$ 32,065	-	$ 38,234
STEP	**Step Adjustments, Miscellaneous**	-	$ (205,116)	-	$ -	-	$ -	-	$ (5,142)	-	$ (210,258)
TEMP	**Temporary - Miscellaneous**	22.33	$ 2,620,129	-	$ -	-	$ -	4.77	$ 559,856	27.10	$ 3,179,985
		253.24	**$ 19,709,183**	**41.10**	**$ 1,946,330**	**5.80**	**$ 745,457**	**34.76**	**$ 2,918,568**	**334.90**	**$ 25,319,538**

Street Environmental Services
Budget Line Item Summary
General Fund

Expenditure Budget

Description of Services:

Graffiti Removal program for both public and private property Citywide. Workfare crew supervision and administration for the Workfare program. Plazas and sidewalk cleaning for UN and Hallidie Plaza, Environmental Service Trainee Program, Mechanical sidewalk sweeping, Public service worker and Adopt-A-Street program, and supervision of the Sheriff's Work Alternative Cleaning program (SWAP) seven days per week.

Number of Permanent Positions:

Total permanent budgeted FTE positions:	250.50
Total increase (decrease) of permanent budgeted FTE positions:	-

Position Substitution

FTE	From Job Class	Job Class Title	To Job Class	Job Class Title	Reference No.
1.00	7514	General Laborer	6230	Street Inspector	01134249

01134249-7514-General Laborer

Substitution Justification	Substitution to support inspector apprenticeship program

Account		Approved FY 2020-21	Base FY 2021-22	Public Works FY 2021-22	Mayor FY 2021-22	Board of Supervisors FY 2021-22	FY 2022-23
501010	**Permanent Salaries**	$ 16,237,105	$ 16,647,408	$ 14,780,998	$ -	$ -	$ 15,656,550

Account		Approved FY 2020-21	Base FY 2021-22	Public Works FY 2021-22	Mayor FY 2021-22	Board of Supervisors FY 2021-22	FY 2022-23
505010	**Temporary Salaries**	$ 2,645,581	$ 2,645,581	$ 2,620,953	$ -	$ -	$ 2,620,129

Classification	Total	Temporary Pay Purpose
7514	262,095	As needed labor
7355	78,629	
7501	131,048	
9922	52,419	
9916	2,096,762	Community Corridors Program

Account		Approved FY 2020-21	Base FY 2021-22	Public Works FY 2021-22	Mayor FY 2021-22	Board of Supervisors FY 2021-22	FY 2022-23
509010	**Premium Pay**	$ 3,755	$ 3,755	$ 3,755	$ -	$ -	$ 3,755

The following classes are entitled to premium pay per MOU agreements:

Classification	Hourly Rate	Subtotal	Premium Pay Type
7514, 7215, 7355	Various	3,755	Night shift, swing shift, and equipment premiums

Street Environmental Services
Budget Line Item Summary
General Fund

Account		Approved FY 2020-21	Base FY 2021-22	Public Works FY 2021-22	Mayor FY 2021-22	Board of Supervisors FY 2021-22	FY 2022-23
511010	**Overtime Pay**	$ 1,428,750	$ 1,428,750	$ 1,428,750	$ -	$ -	$ 1,428,750

Classification	Hourly Rate	Hours	Subtotal	Purpose
0932	123.36	232	28,575	Overtime funds for essential services on weekends and holidays as follows: backfill supervision for scheduled 7 day/work for SWAP crews; community cleanups; "graffiti paint-outs"; and cleaning and removing debris from the city's heavily used plazas. This work can be performed more efficiently utilizing existing employees on an overtime basis than by hiring additional employees to cover weekend assignments.
7215	58.95	4,847	285,750	
7281	80.96	1,765	142,875	
7514	53.22	12,885	685,800	
7501	42.66	3,349	142,875	
7355	68.31	2,092	142,875	

Account		Approved FY 2020-21	Base FY 2021-22	Public Works FY 2021-22	Mayor FY 2021-22	Board of Supervisors FY 2021-22	FY 2022-23
513000	**Mandatory Fringe Benefits**	$ 9,642,818	$ 9,753,144	$ 9,085,453	$ -	$ -	$ 9,312,849

Account		Approved FY 2020-21	Base FY 2021-22	Public Works FY 2021-22	Mayor FY 2021-22	Board of Supervisors FY 2021-22	FY 2022-23
520190	**Department Overhead**	$ 13,039,569	$ 13,280,265	$ 14,631,152	$ -	$ -	$ 14,942,036

Account		Approved FY 2020-21	Base FY 2021-22	Public Works FY 2021-22	Mayor FY 2021-22	Board of Supervisors FY 2021-22	FY 2022-23
520290	**Division Overhead**	$ 7,070,570	$ 7,139,876	$ 6,995,543	$ -	$ -	$ 7,675,547

Account		Approved FY 2020-21	Base FY 2021-22	Public Works FY 2021-22	Mayor FY 2021-22	Board of Supervisors FY 2021-22	FY 2022-23
520990	**Other Overhead Charges**	$ 4,015,751	$ 4,106,575	$ 7,956,359	$ -	$ -	$ 8,010,202

Account		Approved FY 2020-21	Base FY 2021-22	Public Works FY 2021-22	Mayor FY 2021-22	Board of Supervisors FY 2021-22	FY 2022-23
527000	**Professional Services**	$ 723,000	$ 723,000	$ 698,000	$ -	$ -	$ 698,000

FY 2020-21	FY 2021-22	FY 2022-23	Description
121,000	121,000	121,000	As-Needed Cleaning Contract to support SES and BUF in providing services on both private and public property.
37,000	37,000	37,000	As-Needed Abatement of private property
75,000	75,000	75,000	Data collection for Prop C inspections
50,000	50,000	50,000	Barricade set-up
130,000	130,000	130,000	For D4 Steam Cleaning
35,000	35,000	35,000	For D9 Mission/Geneva graffiti abatement and sidewalk cleaning
100,000	100,000	100,000	For D2 Commercial Corridors cleaning
100,000	100,000	100,000	For D2 Commercial Corridors cleaning (Chestnut, Union and Fillmore Streets)
50,000	50,000	50,000	Buchanan St. Corridor cleaning: For D2 accelerated street and sidewalk cleaning schedule
25,000	-	-	Goat Herd Contract for city grazing

Street Environmental Services
Budget Line Item Summary
General Fund

Account		Approved FY 2020-21	Base FY 2021-22	Public Works FY 2021-22	Mayor FY 2021-22	Board of Supervisors FY 2021-22	Board of Supervisors FY 2022-23
535000	**Other Current Expenses**	$ 538,674	$ 538,674	$ 338,674	$ -	$ -	$ 338,674

FY 2020-21	FY 2021-22	FY 2022-23	Description
101,000	101,000	101,000	Funds for Apprentice training program
25,000	25,000	25,000	Tenderloin Community Benefit District and the Dogpatch Potrero Green Benefit District
25,000	25,000	25,000	Services the bureau will be reimbursed, such as parades, street fairs, races, etc.
385,674	185,674	185,674	Pit Stop Program – Temporary Toilets, Servicing
2,000	2,000	2,000	For hearing officer for citation appeal hearings

Account		Approved FY 2020-21	Base FY 2021-22	Public Works FY 2021-22	Mayor FY 2021-22	Board of Supervisors FY 2021-22	Board of Supervisors FY 2022-23
535960	**Software Licensing Fees**	$ -	$ -	$ 18,000	$ 18,000	$ 18,000	$ 18,000

Annual hosting fees for the Pit Stop Application.

Account		Approved FY 2020-21	Base FY 2021-22	Public Works FY 2021-22	Mayor FY 2021-22	Board of Supervisors FY 2021-22	Board of Supervisors FY 2022-23
538000	**Community Organizations**	$ 8,371,825	$ 8,575,132	$ 5,169,132	$ -	$ -	$ 5,169,132

FY 2020-21	FY 2021-22	FY 2022-23	Description
1,250,000	-	-	Community Corridors Pre-Apprenticeship Program
3,169,175	2,805,205	2,805,205	Pit Stop Portable Pre-Apprenticeship Program
1,083,130	1,138,330	1,138,330	Pit Stop Enhancement - New portable facilities
2,325,000	771,580	771,580	Tenderloin/SoMa Clean Workforce Development
250,000	250,710	250,710	Chinatown Clean Program
294,520	203,307	203,307	Minimum Compensation Ordinance

Account		Approved FY 2020-21	Base FY 2021-22	Public Works FY 2021-22	Mayor FY 2021-22	Board of Supervisors FY 2021-22	Board of Supervisors FY 2022-23
540000	**Materials & Supplies**	$ 749,400	$ 749,400	$ 749,400	$ -	$ -	$ 749,400

FY 2020-21	FY 2021-22	FY 2022-23	Description
155,472	155,472	155,472	Graffiti removal activities
90,561	90,561	90,561	Plaza cleaning
50,000	50,000	50,000	Workfare Program
45,000	45,000	45,000	Community Corridors Partnership Program
5,000	5,000	5,000	Homeless Outreach Program
90,050	90,050	90,050	Street cleaning activities
186,334	186,334	186,334	Transit station alley crew
9,376	9,376	9,376	Green Benefits district
25,000	25,000	25,000	Reimbursable activities such as parades, street fairs, races, etc.
3,207	3,207	3,207	Additional Cleaning Supplies
11,000	11,000	11,000	Fix-It Motion Lights for Community
78,400	78,400	78,400	Pit Stop program

Account		Approved FY 2020-21	Base FY 2021-22	Public Works FY 2021-22	Mayor FY 2021-22	Board of Supervisors FY 2021-22	Board of Supervisors FY 2022-23
560000	**Equipment Purchases**	$ 372,783	$ 999,999	$ -	$ -	$ -	$ -

Street Environmental Services
Budget Line Item Summary
General Fund

Account		Approved FY 2020-21	Base FY 2021-22	Public Works FY 2021-22	Mayor FY 2021-22	Board of Supervisors FY 2021-22	Board of Supervisors FY 2022-23
581050	**GF-Arts Commission**	$ 150,000	$ 150,000	$ 150,000	$ -	$ -	$ 150,000

Anti-vandalism programs (StreetSmARTs and Where Art Lives) for San Francisco school aged youth and coordination of murals to deter graffiti.

Account		Approved FY 2020-21	Base FY 2021-22	Public Works FY 2021-22	Mayor FY 2021-22	Board of Supervisors FY 2021-22	Board of Supervisors FY 2022-23
581067	**DPW-Building Repair**	$ 165,845	$ 165,845	$ 165,845	$ -	$ -	$ 165,845

Funds to Bureau of Building Repair craft workers to provide support services for Graffiti Abatement Program activities and Shared Schoolyard Programs.

Account		Approved FY 2020-21	Base FY 2021-22	Public Works FY 2021-22	Mayor FY 2021-22	Board of Supervisors FY 2021-22	Board of Supervisors FY 2022-23
581077	**CWP - Clean Water Dept**	$ 30,000	$ 30,000	$ 30,000	$ -	$ -	$ 30,000

Services for wastewater. As per performing department's recommendation.

Account		Approved FY 2020-21	Base FY 2021-22	Public Works FY 2021-22	Mayor FY 2021-22	Board of Supervisors FY 2021-22	Board of Supervisors FY 2022-23
581210	**TIS - Isd Svcs Infrast Cost**	$ 214,871	$ 222,034	$ 222,034	$ -	$ -	$ 222,034

Services for the radio communication infrastructure. As per performing department's recommendation.

Account		Approved FY 2020-21	Base FY 2021-22	Public Works FY 2021-22	Mayor FY 2021-22	Board of Supervisors FY 2021-22	Board of Supervisors FY 2022-23
581360	**TIS-Telephone**	$ 10,013	$ 9,425	$ 9,425	$ -	$ -	$ 9,425

Services for the radio communication infrastructure. As per performing department's recommendation.

Account		Approved FY 2020-21	Base FY 2021-22	Public Works FY 2021-22	Mayor FY 2021-22	Board of Supervisors FY 2021-22	Board of Supervisors FY 2022-23
581710	**IS-Purch-Centrl Shop-Automaint**	$ 91,031	$ 90,275	$ 90,275	$ -	$ -	$ 90,275

Repairs and maintenance for the Pit Stop program equipment.

Account		Approved FY 2020-21	Base FY 2021-22	Public Works FY 2021-22	Mayor FY 2021-22	Board of Supervisors FY 2021-22	Board of Supervisors FY 2022-23
581830	**Police Security**	$ 60,000	$ 60,000	$ -	$ -	$ -	$ 60,000

For Graffiti abatement program.

Account		Approved FY 2020-21	Base FY 2021-22	Public Works FY 2021-22	Mayor FY 2021-22	Board of Supervisors FY 2021-22	Board of Supervisors FY 2022-23
581930	**Sheriff**	$ 35,000	$ 35,000	$ 35,000	$ -	$ -	$ 35,000

For services of Pretrial Diversion Program – graffiti abatement and other clean-up services.

Street Environmental Services
Budget Line Item Summary
General Fund

Revenue:

Account		Approved FY 2020-21	Base FY 2021-22	Public Works FY 2021-22	Mayor FY 2021-22	Board of Supervisors FY 2021-22	FY 2022-23
460199	**Other General Gov. Charge**	$ 200,000	$ 200,000	$ 200,000	$ -	$ -	$ 200,000

As per performing department's recommendation.

Account		Approved FY 2020-21	Base FY 2021-22	Public Works FY 2021-22	Mayor FY 2021-22	Board of Supervisors FY 2021-22	FY 2022-23
460639	**Misc Service Charges - DPW**	$ -	$ -	$ 1,225,000	$ -	$ -	$ 1,225,000

Advertising Revenue from JCDecaux in lieu of monitoring services.

Account		Approved FY 2020-21	Base FY 2021-22	Public Works FY 2021-22	Mayor FY 2021-22	Board of Supervisors FY 2021-22	FY 2022-23
486320	**Dept. of Environment**	$ 3,585,982	$ 3,048,085	$ 3,048,085	$ -	$ -	$ 3,048,085

Cigarette Litter fee recovery for litter clean-up.

Account		Approved FY 2020-21	Base FY 2021-22	Public Works FY 2021-22	Mayor FY 2021-22	Board of Supervisors FY 2021-22	FY 2022-23
486520	**MTA - MUNI Railway**	$ 251,511	$ 263,314	$ 263,314	$ -	$ -	$ 272,530

Funds for Graffiti abatement on MTA-owned poles. ($210,000)
Funds for occupation of space at the operations yard. ($53,314)

Account		Approved FY 2020-21	Base FY 2021-22	Public Works FY 2021-22	Mayor FY 2021-22	Board of Supervisors FY 2021-22	FY 2022-23
486530	**Port**	$ 275,000	$ 275,000	$ 200,000	$ -	$ -	$ 200,000

Funds for cleaning and landscape services on the Embarcadero.

Account		Approved FY 2020-21	Base FY 2021-22	Public Works FY 2021-22	Mayor FY 2021-22	Board of Supervisors FY 2021-22	FY 2022-23
486800	**PUC - Cleanwater**	$ 6,738,337	$ 6,932,858	$ 8,055,379	$ -	$ -	$ 8,253,317

Funds to clean streets and minimize environmental pollutants and debris from washing into the City's sewer system and water treatment plants.

Account		Approved FY 2020-21	Base FY 2021-22	Public Works FY 2021-22	Mayor FY 2021-22	Board of Supervisors FY 2021-22	FY 2022-23
486750	**PUC - Hetch Hetchy**	$ 53,561	$ 55,436	$ 55,436	$ -	$ -	$ 57,376

Funds for street cleaning and as-needed graffiti abatement.

Street Environmental Services
Budget Line Item Summary
Inter-Departmental Services Fund

Expenditure Budget

Description of Services:

Funding from other Departments for a variety of cleaning services on a scheduled and/or emergency basis.

Number of Permanent Positions:

Total permanent budgeted FTE positions:	49.00
Total increase (decrease) of permanent budgeted FTE positions:	-

Account		Approved FY 2020-21	Base FY 2021-22	Public Works FY 2021-22	Mayor FY 2021-22	Board of Supervisors FY 2021-22	FY 2022-23
501010	Permanent Salaries	$ 1,020,019	$ 1,097,090	$ 997,703	$ -	$ -	$ 1,046,328

Account		Approved FY 2020-21	Base FY 2021-22	Public Works FY 2021-22	Mayor FY 2021-22	Board of Supervisors FY 2021-22	FY 2022-23
511010	Overtime Pay	$ 900,000	$ 900,000	$ 900,000	$ -	$ -	$ 900,000

Account		Approved FY 2020-21	Base FY 2021-22	Public Works FY 2021-22	Mayor FY 2021-22	Board of Supervisors FY 2021-22	FY 2022-23
513000	Mandatory Fringe Benefits	$ 622,685	$ 651,340	$ 621,479	$ -	$ -	$ 628,609

Account		Approved FY 2020-21	Base FY 2021-22	Public Works FY 2021-22	Mayor FY 2021-22	Board of Supervisors FY 2021-22	FY 2022-23
520190	Department Overhead	$ 1,734,250	$ 1,810,883	$ 1,138,094	$ -	$ -	$ 1,555,627

Account		Approved FY 2020-21	Base FY 2021-22	Public Works FY 2021-22	Mayor FY 2021-22	Board of Supervisors FY 2021-22	FY 2022-23
520290	Division Overhead	$ 942,399	$ 975,768	$ 544,153	$ -	$ -	$ 799,107

Account		Approved FY 2020-21	Base FY 2021-22	Public Works FY 2021-22	Mayor FY 2021-22	Board of Supervisors FY 2021-22	FY 2022-23
520990	Other Overhead Charges	$ 2,066,965	$ 2,072,933	$ 2,371,306	$ -	$ -	$ 2,638,474

Revenue:

Account		Approved FY 2020-21	Base FY 2021-22	Public Works FY 2021-22	Mayor FY 2021-22	Board of Supervisors FY 2021-22	FY 2022-23
486030	ADM - TIDA	$ 51,500	$ 53,045	$ 51,600	$ -	$ -	$ 51,600

Street cleaning and various maintenance services for requesting department.

Account		Approved FY 2020-21	Base FY 2021-22	Public Works FY 2021-22	Mayor FY 2021-22	Board of Supervisors FY 2021-22	FY 2022-23
486195	Homelessness	$ 124,259	$ 127,987	$ 128,608	$ -	$ -	$ 133,110

Street cleaning and various maintenance services for requesting department.

Street Environmental Services
Budget Line Item Summary
Inter-Departmental Services Fund

Account		Approved FY 2020-21	Base FY 2021-22	Public Works FY 2021-22	Mayor FY 2021-22	Board of Supervisors FY 2021-22	FY 2022-23
486340	**Fire**	$ 14,413	$ 14,918	$ 14,918	$ -	$ -	$ 15,440

Street cleaning and various maintenance services for requesting department.

Account		Approved FY 2020-21	Base FY 2021-22	Public Works FY 2021-22	Mayor FY 2021-22	Board of Supervisors FY 2021-22	FY 2022-23
486430	**Public Library**	$ 249,461	$ 249,461	$ 249,461	$ -	$ -	$ 249,461

Street cleaning and various maintenance services for requesting department.

Account		Approved FY 2020-21	Base FY 2021-22	Public Works FY 2021-22	Mayor FY 2021-22	Board of Supervisors FY 2021-22	FY 2022-23
486460	**MTA - MUNI Railway**	$ 1,234,335	$ 1,283,875	$ 1,283,875	$ -	$ -	$ 1,328,810

Street cleaning and various maintenance services for requesting department.

Account		Approved FY 2020-21	Base FY 2021-22	Public Works FY 2021-22	Mayor FY 2021-22	Board of Supervisors FY 2021-22	FY 2022-23
486520	**Parking & Traffic**	$ 95,368	$ 98,706	$ 98,706	$ -	$ -	$ 102,161

Street cleaning and various maintenance services for requesting department.

Account		Approved FY 2020-21	Base FY 2021-22	Public Works FY 2021-22	Mayor FY 2021-22	Board of Supervisors FY 2021-22	FY 2022-23
486560	**Public Works**	$ 39,656	$ 39,656	$ 39,656	$ -	$ -	$ 39,656

Support for the Radio Room from Public Works - Bureau of Street and Sewer Repair.

Account		Approved FY 2020-21	Base FY 2021-22	Public Works FY 2021-22	Mayor FY 2021-22	Board of Supervisors FY 2021-22	FY 2022-23
486600	**ADM - Real Estate Division**	$ 26,781	$ 26,781	$ 27,718	$ -	$ -	$ 28,688

Street cleaning and various maintenance services for requesting department.

Account		Approved FY 2020-21	Base FY 2021-22	Public Works FY 2021-22	Mayor FY 2021-22	Board of Supervisors FY 2021-22	FY 2022-23
486690	**Human Services**	$ 46,326	$ 47,948	$ 47,948	$ -	$ -	$ 47,948

Street cleaning and various maintenance services for requesting department.

Account		Approved FY 2020-21	Base FY 2021-22	Public Works FY 2021-22	Mayor FY 2021-22	Board of Supervisors FY 2021-22	FY 2022-23
486990	**Rev-General Unallocated**	$ 5,404,219	$ 5,475,154	$ 4,630,246	$ -	$ -	$ 5,571,271

Revenue provided by other city departments for services performed.

Street Environmental Services
Budget Line Item Summary
Gas Tax Fund

Expenditure Budget

Description of Services:

Funding to provide essential street cleaning and street environmental maintenance services to achieve an acceptable level of cleanliness, attractiveness, and public safety on city streets.

Number of Permanent Positions:

Total permanent budgeted FTE positions:	30.00
Total increase (decrease) of permanent budgeted FTE positions:	-

Account		Approved FY 2020-21	Base FY 2021-22	Public Works FY 2021-22	Mayor FY 2021-22	Board of Supervisors FY 2021-22	FY 2022-23
501010	**Permanent Salaries**	$ 2,173,100	$ 2,293,222	$ 2,094,042	$ -	$ -	$ 2,196,267

Account		Approved FY 2020-21	Base FY 2021-22	Public Works FY 2021-22	Mayor FY 2021-22	Board of Supervisors FY 2021-22	FY 2022-23
505010	**Temporary Salaries**	$ 559,856	$ 559,856	$ 559,856	$ -	$ -	$ 559,856

Classification	Total	Temporary Pay Purpose
7215	83,978	Temporary as-needed personnel are needed to backfill essential assignments on mechanical sweeping controlled parking routes, tunnel cleaning, and for seasonally affected services. Funding at this level will enable supplemental cleaning operation for outlying neighborhood commercial strips and tourist sites year round and increase these service levels during peak seasonal periods.
7355	27,993	
7514	279,928	
Various	167,957	

Account		Approved FY 2020-21	Base FY 2021-22	Public Works FY 2021-22	Mayor FY 2021-22	Board of Supervisors FY 2021-22	FY 2022-23
509010	**Premium Pay**	$ 32,065	$ 32,065	$ 32,065	$ -	$ -	$ 32,065

The following classes are entitled to premium pay per MOU agreements:

Classification	Hourly Rate	Hours	Subtotal	Premium Pay Type
7355	45.83	581	26,614	Night shift, swing shift, and equipment premiums
7514	35.71	153	5,451	

Account		Approved FY 2020-21	Base FY 2021-22	Public Works FY 2021-22	Mayor FY 2021-22	Board of Supervisors FY 2021-22	FY 2022-23
511010	**Overtime Pay**	$ 130,380	$ 130,380	$ 130,380	$ -	$ -	$ 130,380

Classification	Hourly Rate	Hours	Subtotal	Purpose
1408	62.15	84	5,215	Overtime funds for essential services on weekends and holidays as follows: cleaning and removing debris from the city's streets. This work can be performed more efficiently utilizing existing employees on an overtime basis than by hiring additional employees to cover weekend assignments.
7215	60.49	323	19,557	
7281	81.48	64	5,215	
7355	68.75	967	66,494	
7514	53.57	633	33,899	

Street Environmental Services
Budget Line Item Summary
Gas Tax Fund

Account		Approved FY 2020-21	Base FY 2021-22	Public Works FY 2021-22	Mayor FY 2021-22	Board of Supervisors FY 2021-22	FY 2022-23
513000	**Mandatory Fringe Benefits**	$ 1,203,866	$ 1,246,617	$ 1,186,774	$ -	$ -	$ 1,199,700

Account		Approved FY 2020-21	Base FY 2021-22	Public Works FY 2021-22	Mayor FY 2021-22	Board of Supervisors FY 2021-22	FY 2022-23
520190	**Department Overhead**	$ 1,855,184	$ 1,938,011	$ 2,181,521	$ -	$ -	$ 2,206,095

Account		Approved FY 2020-21	Base FY 2021-22	Public Works FY 2021-22	Mayor FY 2021-22	Board of Supervisors FY 2021-22	FY 2022-23
520290	**Division Overhead**	$ 1,008,115	$ 1,044,268	$ 1,043,043	$ -	$ -	$ 1,133,245

Account		Approved FY 2020-21	Base FY 2021-22	Public Works FY 2021-22	Mayor FY 2021-22	Board of Supervisors FY 2021-22	FY 2022-23
520990	**Other Overhead Charges**	$ 537,033	$ 566,891	$ 1,127,601	$ -	$ -	$ 1,124,046

Account		Approved FY 2020-21	Base FY 2021-22	Public Works FY 2021-22	Mayor FY 2021-22	Board of Supervisors FY 2021-22	FY 2022-23
540000	**Materials & Supplies**	$ 449,219	$ 449,219	$ 449,219	$ -	$ -	$ 449,219

FY 2020-21	FY 2021-22	FY 2022-23	Description
248,465	248,465	248,465	Cleaning supplies
105,383	105,383	105,383	Safety supplies
17,985	17,985	17,985	Trainee Program-related supplies
39,240	39,240	39,240	Small tools, lubricants, vehicle-related supplies
18,621	18,621	18,621	Uniforms and rain gear
6,583	6,583	6,583	Office supplies
12,942	12,942	12,942	Other material and supplies

Account		Approved FY 2020-21	Base FY 2021-22	Public Works FY 2021-22	Mayor FY 2021-22	Board of Supervisors FY 2021-22	FY 2022-23
549210	**Data Processing Supplies**	$ 5,500	$ 5,500	$ 5,500	$ -	$ -	$ 5,500

FY 2020-21	FY 2021-22	FY 2022-23	Description
5,500	5,500	5,500	Data Processing supplies for minor IT accessories and telecommuting.

Account		Approved FY 2020-21	Base FY 2021-22	Public Works FY 2021-22	Mayor FY 2021-22	Board of Supervisors FY 2021-22	FY 2022-23
581067	**DPW-Building Repair**	$ 99,398	$ 99,398	$ 99,398	$ -	$ -	$ 99,398

To provide Bureau of Building Repair craft worker services to support Street Environmental Services activities. Lead based paint testing on street structures for graffiti abatement, manufacture and repair of field tool boxes, manufacturing of street cleaning scoops, and various repairs on field and yard facilities.

Street Environmental Services
Budget Line Item Summary
Gas Tax Fund

Account		Approved FY 2020-21	Base FY 2021-22	Public Works FY 2021-22	Mayor FY 2021-22	Board of Supervisors FY 2021-22	FY 2022-23
581078	**DPW - Street Repair**	$ 23,510	$ 23,510	$ 23,510	$ -	$ -	$ 23,510

To provide labor and materials as needed from the Bureau of Street and Sewer Repair for Street Environmental Services activities.

Account		Approved FY 2020-21	Base FY 2021-22	Public Works FY 2021-22	Mayor FY 2021-22	Board of Supervisors FY 2021-22	FY 2022-23
581770	**Parking & Traffic**	$ 4,840	$ 5,000	$ 5,000	$ -	$ -	$ 5,000

Services for signs and installation.

Revenue:

Account		Approved FY 2020-21	Base FY 2021-22	Public Works FY 2021-22	Mayor FY 2021-22	Board of Supervisors FY 2021-22	FY 2022-23
430150	**Interest Earned - Pooled Cash**	$ 14,979	$ 14,979	$ 14,979	$ -	$ -	$ 14,979

Interest earned on Gas Tax Apportionments.

Account		Approved FY 2020-21	Base FY 2021-22	Public Works FY 2021-22	Mayor FY 2021-22	Board of Supervisors FY 2021-22	FY 2022-23
446212	**Gas Tax Apportion. 725**	$ 6,431,909	$ 6,431,909	$ 6,431,909	$ -	$ -	$ 6,431,909

State Funded Apportionments for Gas Tax Apportionment 725.

Account		Approved FY 2020-21	Base FY 2021-22	Public Works FY 2021-22	Mayor FY 2021-22	Board of Supervisors FY 2021-22	FY 2022-23
446213	**Gas Tax Apportion. City**	$ 2,056,272	$ 2,056,272	$ 2,056,272	$ -	$ -	$ 2,056,272

State Funded Apportionments for Gax Tax Apportionment City.

Account		Approved FY 2020-21	Base FY 2021-22	Public Works FY 2021-22	Mayor FY 2021-22	Board of Supervisors FY 2021-22	FY 2022-23
448914	**Gas Tax Prop-111 S-2105 City**	$ 4,909,282	$ 4,909,282	$ 4,909,282	$ -	$ -	$ 4,909,282

State Funded Apportionments for Prop-111 Section 2105 City Gas Tax.

Account		Approved FY 2020-21	Base FY 2021-22	Public Works FY 2021-22	Mayor FY 2021-22	Board of Supervisors FY 2021-22	FY 2022-23
460801	**Street Cleaning State Highway**	$ 630,000	$ 630,000	$ 502,768	$ -	$ -	$ 502,768

State Funded Apportionments for Street Cleaning on State Highways.

Street Environmental Services
Budget Line Item Summary
Gas Tax Fund

Account		Approved FY 2020-21	Base FY 2021-22	Public Works FY 2021-22	Mayor FY 2021-22	Board of Supervisors FY 2021-22	Board of Supervisors FY 2022-23
460802	**Street Repair State Highway**	$ 170,000	$ 170,000	$ 163,700	$ -	$ -	$ 163,700

State Funded Apportionments for Street Repair on State Highways.

Account		Approved FY 2020-21	Base FY 2021-22	Public Works FY 2021-22	Mayor FY 2021-22	Board of Supervisors FY 2021-22	Board of Supervisors FY 2022-23
495007	**Gas Tax Transfer**	$ 922,081	$ 2,498,743	$ 2,498,743	$ -	$ -	$ 2,917,357

Gax Tax Transfers on State Funded Apportionments.

Account		Approved FY 2020-21	Base FY 2021-22	Public Works FY 2021-22	Mayor FY 2021-22	Board of Supervisors FY 2021-22	Board of Supervisors FY 2022-23
499999	**Gas Tax Fund Balance**	$ 1,564,496	$ 149,808	$ 1,984,342	$ -	$ -	$ 1,000,646

Budgeted use of Gas Tax fund balance.

Street Environmental Services
Budget Line Item Summary
Solid Waste

Expenditure Budget

Description of Services:

Proceeds from the Refuse Rate Ordinance fund Citywide refuse-related cleaning services, including collection and disposal of refuse and recyclables on San Francisco City streets and properties, as well as maintenance, repair, and replacement of City refuse receptacles.

Number of Permanent Positions:

Total permanent budgeted FTE positions: -
Total increase (decrease) of permanent budgeted FTE positions: -

Positions supporting Solid Waste Projects are funded by the SES Interdepartmental Fund.

Account		Approved FY 2020-21	Base FY 2021-22	Public Works FY 2021-22	Mayor FY 2021-22	Board of Supervisors FY 2021-22	FY 2022-23
506070	**Programmatic Projects**	$ 8,638,901	$ 6,445,285	$ 6,720,284	$ -	$ -	$ 6,720,284

Account		Approved FY 2020-21	Base FY 2021-22	Public Works FY 2021-22	Mayor FY 2021-22	Board of Supervisors FY 2021-22	FY 2022-23
527000	**Professional Services**	$ 150,000	$ 150,000	$ 167,953	$ -	$ -	$ 167,953

Account		Approved FY 2020-21	Base FY 2021-22	Public Works FY 2021-22	Mayor FY 2021-22	Board of Supervisors FY 2021-22	FY 2022-23
538000	**Community Organizations**	$ 1,325,000	$ 1,325,000	$ 1,679,528	$ -	$ -	$ 1,679,528

Account		Approved FY 2020-21	Base FY 2021-22	Public Works FY 2021-22	Mayor FY 2021-22	Board of Supervisors FY 2021-22	FY 2022-23
540000	**Materials & Supplies**	$ 840,000	$ 840,000	$ 940,536	$ -	$ -	$ 940,536

Inter-Departmental Revenue:

Account		Approved FY 2020-21	Base FY 2021-22	Public Works FY 2021-22	Mayor FY 2021-22	Board of Supervisors FY 2021-22	FY 2022-23
460148	**Solid Waste Impound Fee**	$ 8,760,285	$ 8,760,285	$ 9,508,301	$ -	$ -	$ 9,508,301

Revenue for services performed provided by Recology's collection of refuse rates.

Account		Approved FY 2020-21	Base FY 2021-22	Public Works FY 2021-22	Mayor FY 2021-22	Board of Supervisors FY 2021-22	FY 2022-23
495013	**Revenue Transfers In**	$ 2,193,616	$ -	$ -	$ -	$ -	$ -

Transfer of fund balance from Fiscal Year 2017-18.

Street Environmental Services
Budget Line Item Summary
Overhead Fund

Expenditure Budget

Description of Services:

Funding of support services for management of the Bureau's four (4) funded programs including staffing full time permanent positions and administration of alternative workforce utilizing SWAP detainees, Workfare participants, and citizen/merchant and Adopt-a-Street volunteers.

Number of Permanent Positions:

Total permanent budgeted FTE positions:	6.00
Total increase (decrease) of permanent budgeted FTE positions:	-

Account		Approved FY 2020-21	Base FY 2021-22	Public Works FY 2021-22	Mayor FY 2021-22	Board of Supervisors FY 2021-22	FY 2022-23
501010	**Permanent Salaries**	$ 737,175	$ 792,508	$ 700,024	$ -	$ -	$ 734,385

Account		Approved FY 2020-21	Base FY 2021-22	Public Works FY 2021-22	Mayor FY 2021-22	Board of Supervisors FY 2021-22	FY 2022-23
509010	**Premium Pay**	$ 2,414	$ 2,414	$ 2,414	$ -	$ -	$ 2,414

Classes are entitled to premium pay per MOU agreements.

Account		Approved FY 2020-21	Base FY 2021-22	Public Works FY 2021-22	Mayor FY 2021-22	Board of Supervisors FY 2021-22	FY 2022-23
511010	**Overtime Pay**	$ 8,658	$ 8,658	$ 8,658	$ -	$ -	$ 8,658

Classification	Hourly Rate	Hours	Subtotal	Purpose
1310	51.12	29	1,472	Overtime funds for essential services on weekends and holidays.
1408	62.15	57	3,550	
1634	63.70	57	3,636	

Account		Approved FY 2020-21	Base FY 2021-22	Public Works FY 2021-22	Mayor FY 2021-22	Board of Supervisors FY 2021-22	FY 2022-23
513000	**Mandatory Fringe Benefits**	$ 329,533	$ 345,366	$ 315,308	$ -	$ -	$ 315,952

Account		Approved FY 2020-21	Base FY 2021-22	Public Works FY 2021-22	Mayor FY 2021-22	Board of Supervisors FY 2021-22	FY 2022-23
520100	**Overhead Recovery**	$ (8,828,174)	$ (8,965,255)	$ (8,308,758)	$ -	$ -	$ (9,324,463)

Street Environmental Services
Budget Line Item Summary
Overhead Fund

Account		Approved FY 2020-21	Base FY 2021-22	Public Works FY 2021-22	Mayor FY 2021-22	Board of Supervisors FY 2021-22	FY 2022-23
527000	**Professional Services**	$ 127,929	$ 127,929	$ 177,929	$ -	$ -	$ 177,929

FY 2020-21	FY 2021-22	FY 2022-23	Description
10,000	10,000	10,000	Technical and safety training to include the California Specialized Training Institute disaster response, civil emergency management and earthquake preparedness trainings.
63,985	63,985	63,985	ARC View/GIS Software Fleet Routing Software Info Licenses
600	600	600	American Public Works Association (Air Travel)
600	600	600	American Public Works Association (Non-Air Travel)
52,744	52,744	52,744	Other Current Expenses Budget
-	50,000	50,000	Street Sweeping and Navigation Tool

Account		Approved FY 2020-21	Base FY 2021-22	Public Works FY 2021-22	Mayor FY 2021-22	Board of Supervisors FY 2021-22	FY 2022-23
540000	**Materials & Supplies**	$ 58,550	$ 58,550	$ 58,550	$ -	$ -	$ 58,550

FY 2020-21	FY 2021-22	FY 2022-23	Description
47,458	44,664	44,664	Office supplies
10,076	10,076	10,076	Safety related devices
350	350	350	Minor furnishings
3,460	3,460	3,460	Forms

Account		Approved FY 2020-21	Base FY 2021-22	Public Works FY 2021-22	Mayor FY 2021-22	Board of Supervisors FY 2021-22	FY 2022-23
549210	**Data Processing Supplies**	$ 2,794	$ 2,794	$ 2,794	$ -	$ -	$ 2,794

Account		Approved FY 2020-21	Base FY 2021-22	Public Works FY 2021-22	Mayor FY 2021-22	Board of Supervisors FY 2021-22	FY 2022-23
581051	**PUC-Light Heat & Power**	$ 8,692	$ -	$ -	$ -	$ -	$ -

Electrical service costs. As per performing department's recommendation.

Account		Approved FY 2020-21	Base FY 2021-22	Public Works FY 2021-22	Mayor FY 2021-22	Board of Supervisors FY 2021-22	FY 2022-23
581067	**DPW-Building Repair**	$ 106,698	$ 106,698	$ 106,698	$ -	$ -	$ 106,698

Maintenance and repairs of Bureau offices at the Cesar Chavez Street yard.

Account		Approved FY 2020-21	Base FY 2021-22	Public Works FY 2021-22	Mayor FY 2021-22	Board of Supervisors FY 2021-22	FY 2022-23
581072	**DPW - Geog. Info Sys**	$ 16,500	$ 16,500	$ 16,500	$ -	$ -	$ 16,500

To update and maintain the Geographic Information Services (GIS) Base map layers and relevant data.

Street Environmental Services
Budget Line Item Summary
Overhead Fund

Account		Approved FY 2020-21	Base FY 2021-22	Public Works FY 2021-22	Mayor FY 2021-22	Board of Supervisors FY 2021-22	FY 2022-23
581210	**TIS - Isd Svcs Infrast Cost**	$ 566,766	$ 585,660	$ 585,660	$ -	$ -	$ 585,660

Services for radio communication infrastructure. As per performing department's recommendation.

Account		Approved FY 2020-21	Base FY 2021-22	Public Works FY 2021-22	Mayor FY 2021-22	Board of Supervisors FY 2021-22	FY 2022-23
581360	**TIS-Telephone**	$ 134,717	$ 126,795	$ 126,795	$ -	$ -	$ 126,795

As per performing department's recommendation.

Account		Approved FY 2020-21	Base FY 2021-22	Public Works FY 2021-22	Mayor FY 2021-22	Board of Supervisors FY 2021-22	FY 2022-23
581490	**DHR - Drug Testing**	$ 35,427	$ 35,427	$ 35,427	$ -	$ -	$ 35,427

Health screening and testing are mandated for new employees. They are also necessary for current employees due to various on-the-job experiences. Medical exams include audiogram, respirator, TB, DMV, Hepatitis, and Tetanus.

Account		Approved FY 2020-21	Base FY 2021-22	Public Works FY 2021-22	Mayor FY 2021-22	Board of Supervisors FY 2021-22	FY 2022-23
581520	**SFGH - Medical Service**	$ 81,630	$ 81,630	$ 81,630	$ -	$ -	$ 81,630

Medical screening and testing, including Audiogram, respirator, TB, hepatitis and tetanus.

Account		Approved FY 2020-21	Base FY 2021-22	Public Works FY 2021-22	Mayor FY 2021-22	Board of Supervisors FY 2021-22	FY 2022-23
581710	**Centrl Shop - AutoMaint**	$ 4,472,797	$ 4,435,630	$ 4,435,630	$ -	$ -	$ 4,435,630

Maintenance and repairs. As per performing departments recommendation.

Account		Approved FY 2020-21	Base FY 2021-22	Public Works FY 2021-22	Mayor FY 2021-22	Board of Supervisors FY 2021-22	FY 2022-23
581740	**Centrl Shop - Fuel Stock**	$ 1,055,656	$ 1,150,032	$ 1,150,032	$ -	$ -	$ 1,150,032

As per performing department's recommendation.

Account		Approved FY 2020-21	Base FY 2021-22	Public Works FY 2021-22	Mayor FY 2021-22	Board of Supervisors FY 2021-22	FY 2022-23
581820	**Reproduction**	$ 39,980	$ 39,980	$ 39,980	$ -	$ -	$ 39,980

Mailing and printing services for data source document forms and service, performance accounting reports, photographic services and batch duplications services for community outreach.

Street & Sewer Repair
All Funds Summary
Fiscal Year 2021-22

Account	Account Title	Road Fund	IDS Fund	Overhead Fund	Continuing Funds	Paid Time Off	Grand Total
501010	Perm Salaries-Misc-Regular	$ 586,618	$ 5,594,018	$ 600,743	$ -	$ 2,635,182	$ 9,416,561
505010	Temp Misc Regular Salaries	$ 6,026	$ 862,136	$ -	$ -	$ -	$ 868,162
509010	Premium Pay - Misc	$ 8,262	$ 13,800	$ -	$ -	$ -	$ 22,062
511010	Overtime - Scheduled Misc	$ 82,000	$ 190,674	$ 7,727	$ -	$ -	$ 280,401
		$ 682,906	**$ 6,660,628**	**$ 608,470**	**$ -**	**$ 2,635,182**	**$ 10,587,186**
513010	Retire City Misc	$ 128,493	$ 1,224,443	$ 129,367	$ -	$ -	$ 1,482,303
514010	Social Security (OASDI & HI)	$ 42,339	$ 412,958	$ 30,956	$ -	$ -	$ 486,253
514020	Social Sec-Medicare(HI Only)	$ 9,902	$ 96,577	$ 8,824	$ -	$ -	$ 115,302
515010	Health Service-City Match	$ 29,557	$ 253,022	$ 21,965	$ -	$ -	$ 304,544
515710	Dependent Coverage	$ 96,862	$ 936,821	$ 54,764	$ -	$ -	$ 1,088,447
516010	Dental Coverage	$ 10,437	$ 98,759	$ 6,381	$ -	$ -	$ 115,578
517010	Unemployment Insurance	$ 683	$ 6,663	$ 608	$ -	$ 2,636	$ 10,590
519010	Fringe Adjustments-Budget	$ -	$ -	$ -	$ -	$ -	$ -
519110	Flexible Benefit Package	$ -	$ -	$ 16,071	$ -	$ -	$ 16,071
519120	Long Term Disability Insurance	$ 2,037	$ 17,693	$ 551	$ -	$ 10,304	$ 30,585
		$ 320,310	**$ 3,046,936**	**$ 269,487**	**$ -**	**$ 12,940**	**$ 3,649,673**
520100	Overhead Recovery	$ -	$ -	$ (2,400,659)	$ -	$ (3,020,894)	$ (5,421,553)
520190	Department Overhead	$ 435,587	$ 3,134,453	$ -	$ -	$ -	$ 3,570,040
520290	Division Overhead	$ 322,923	$ 2,323,729	$ -	$ -	$ -	$ 2,646,652
520990	Other Overhead Charges	$ 310,378	$ 2,464,523	$ -	$ -	$ -	$ 2,774,901
		$ 1,068,888	**$ 7,922,705**	**$ (2,400,659)**	**$ -**	**$ (3,020,894)**	**$ 3,570,040**
521030	Air Travel - Employees	$ -	$ -	$ -	$ -	$ -	$ -
521050	Non-Air Travel - Employees	$ -	$ -	$ -	$ -	$ -	$ -
522000	Training - Budget	$ -	$ -	$ 23,100	$ -	$ -	$ 23,100
535000	Other Current Expenses - Bdgt	$ 15,000	$ -	$ 64,136	$ -	$ -	$ 79,136
		$ 15,000	**$ -**	**$ 87,236**	**$ -**	**$ -**	**$ 102,236**
540000	Materials & Supplies-Budget	$ 136,408	$ -	$ 91,725	$ -	$ -	$ 228,133
		$ 136,408	**$ -**	**$ 91,725**	**$ -**	**$ -**	**$ 228,133**
560000	Equipment Purchase-Budget	$ -	$ -	$ 283,552	$ -	$ -	$ 283,552
567000	Bldgs,Struct&Imprv Proj-Budget	$ -	$ -	$ -	$ 900,000	$ -	$ 900,000
		$ -	**$ -**	**$ 283,552**	**$ 900,000**	**$ -**	**$ 1,183,552**
500010	Facilities Maintenance-Budget	$ -	$ -	$ -	$ -	$ -	$ -
		$ -	**$ -**	**$ -**	**$ -**	**$ -**	**$ -**
581051	GF-PUC-Light Heat & Power	$ -	$ -	$ -	$ -	$ -	$ -
581067	Sr-DPW-Building Repair	$ 440,296	$ -	$ 78,065	$ -	$ -	$ 518,361
581068	Sr-DPW-Street Cleaning	$ -	$ -	$ 39,656	$ -	$ -	$ 39,656
581069	Sr-DPW-Street Use & Mapping	$ -	$ -	$ 10,986	$ -	$ -	$ 10,986
581072	Sr-DPW-Geog. Information Sys	$ -	$ -	$ 20,000	$ -	$ -	$ 20,000
581081	Sr-DPW-Urban Forestry	$ 400,000	$ -	$ -	$ -	$ -	$ 400,000
581210	DT Technology Infrastructure	$ -	$ -	$ 216,441	$ -	$ -	$ 216,441
581350	GF-Emergency Communications	$ -	$ -	$ 17,314	$ -	$ -	$ 17,314
581360	DT Telecommunications Services	$ -	$ -	$ 27,800	$ -	$ -	$ 27,800
581490	GF-HR-Drug Testing	$ -	$ -	$ 4,695	$ -	$ -	$ 4,695
581520	Ef-SFGH-Medical Service	$ -	$ -	$ 31,462	$ -	$ -	$ 31,462
581710	Is-Purch-Centrl Shop-AutoMaint	$ -	$ -	$ 1,160,852	$ -	$ -	$ 1,160,852
581730	Is-Purch-Vehicle Leasing (AAO)	$ -	$ -	$ -	$ -	$ -	$ -
581740	Is-Purch-Centrl Shop-FuelStock	$ -	$ -	$ 242,099	$ -	$ -	$ 242,099
581810	Is-GSA-Flet Pol-CarsHRe Vehcle	$ -	$ -	$ -	$ -	$ -	$ -
581820	Is-Purch-Reproduction	$ -	$ -	$ 2,410	$ -	$ -	$ 2,410
		$ 840,296	**$ -**	**$ 1,851,780**	**$ -**	**$ -**	**$ 2,692,076**
591350	OTO To 5N-MTA SM&SustainableSt	$ 3,098,525	$ -	$ -	$ -	$ -	$ 3,098,525
		$ 3,098,525	**$ -**	**$ -**	**$ -**	**$ -**	**$ 3,098,525**
595070	ITO To 2S/GTF-Gasoline Tax Fd	$ 2,498,743	$ -	$ -	$ -	$ -	$ 2,498,743
		$ 2,498,743	**$ -**	**$ -**	**$ -**	**$ -**	**$ 2,498,743**
598040	Designated For General Reserve	$ -	$ -	$ -	$ -	$ 372,771	$ 372,771
		$ -	**$ -**	**$ -**	**$ -**	**$ 372,771**	**$ 372,771**
		$ 8,661,076	**$ 17,630,269**	**$ 791,591**	**$ 900,000**	**$ (1)**	**$ 27,982,935**

Street & Sewer Repair
All Funds Summary
Fiscal Year 2022-23

Account	Account Title	Road Fund	IDS Fund	Overhead Fund	Paid Time Off	Grand Total
501010	Perm Salaries-Misc-Regular	$ 615,241	$ 5,867,131	$ 630,231	$ 2,691,011	$ 9,803,613
505010	Temp Misc Regular Salaries	$ 6,026	$ 862,136	$ -	$ -	$ 868,162
509010	Premium Pay - Misc	$ 8,262	$ 13,800	$ -	$ -	$ 22,062
511010	Overtime - Scheduled Misc	$ 82,000	$ 190,674	$ 7,727	$ -	$ 280,401
		$ 711,529	**$ 6,933,741**	**$ 637,958**	**$ 2,691,011**	**$ 10,974,238**
513010	Retire City Misc	$ 121,701	$ 1,159,676	$ 122,338	$ -	$ 1,403,715
514010	Social Security (OASDI & HI)	$ 44,115	$ 429,893	$ 32,174	$ -	$ 506,182
514020	Social Sec-Medicare(HI Only)	$ 10,317	$ 100,540	$ 9,250	$ -	$ 120,106
515010	Health Service-City Match	$ 31,329	$ 268,188	$ 23,284	$ -	$ 322,802
515710	Dependent Coverage	$ 102,674	$ 993,035	$ 58,051	$ -	$ 1,153,760
516010	Dental Coverage	$ 10,852	$ 102,699	$ 6,635	$ -	$ 120,186
517010	Unemployment Insurance	$ 711	$ 6,933	$ 638	$ 2,692	$ 10,975
519010	Fringe Adjustments-Budget	$ -	$ -	$ -	$ -	$ -
519110	Flexible Benefit Package	$ -	$ -	$ 17,037	$ -	$ 17,037
519120	Long Term Disability Insurance	$ 2,137	$ 18,557	$ 578	$ 10,522	$ 31,794
		$ 323,836	**$ 3,079,521**	**$ 269,985**	**$ 13,214**	**$ 3,686,557**
520100	Overhead Recovery	$ -	$ -	$ (2,505,776)	$ (2,995,049)	$ (5,500,826)
520190	Department Overhead	$ 457,913	$ 3,261,882	$ -	$ -	$ 3,719,795
520290	Division Overhead	$ 339,792	$ 2,420,460	$ -	$ -	$ 2,760,251
520990	Other Overhead Charges	$ 306,811	$ 2,433,764	$ -	$ -	$ 2,740,574
		$ 1,104,516	**$ 8,116,106**	**$ (2,505,776)**	**$ (2,995,049)**	**$ 3,719,795**
521030	Air Travel - Employees	$ -	$ -	$ -	$ -	$ -
521050	Non-Air Travel - Employees	$ -	$ -	$ -	$ -	$ -
522000	Training - Budget	$ -	$ -	$ 23,100	$ -	$ 23,100
535000	Other Current Expenses - Bdgt	$ 15,000	$ -	$ 64,136	$ -	$ 79,136
		$ 15,000	**$ -**	**$ 87,236**	**$ -**	**$ 102,236**
540000	Materials & Supplies-Budget	$ 136,408	$ -	$ 91,725	$ -	$ 228,133
		$ 136,408	**$ -**	**$ 91,725**	**$ -**	**$ 228,133**
560000	Equipment Purchase-Budget	$ -	$ -	$ 516,073	$ -	$ 516,073
567000	Bldgs,Struct&Imprv Proj-Budget	$ -	$ -	$ -	$ -	$ -
		$ -	**$ -**	**$ 516,073**	**$ -**	**$ 516,073**
500010	Facilities Maintenance-Budget	$ -	$ -	$ -	$ -	$ -
		$ -	**$ -**	**$ -**	**$ -**	**$ -**
581051	GF-PUC-Light Heat & Power	$ -	$ -	$ -	$ -	$ -
581067	Sr-DPW-Building Repair	$ 440,296	$ -	$ 78,065	$ -	$ 518,361
581068	Sr-DPW-Street Cleaning	$ -	$ -	$ 39,656	$ -	$ 39,656
581069	Sr-DPW-Street Use & Mapping	$ -	$ -	$ 10,986	$ -	$ 10,986
581072	Sr-DPW-Geog. Information Sys	$ -	$ -	$ 20,000	$ -	$ 20,000
581081	Sr-DPW-Urban Forestry	$ 400,000	$ -	$ -	$ -	$ 400,000
581210	DT Technology Infrastructure	$ -	$ -	$ 216,441	$ -	$ 216,441
581350	GF-Emergency Communications	$ -	$ -	$ 17,314	$ -	$ 17,314
581360	DT Telecommunications Services	$ -	$ -	$ 27,800	$ -	$ 27,800
581490	GF-HR-Drug Testing	$ -	$ -	$ 4,695	$ -	$ 4,695
581520	Ef-SFGH-Medical Service	$ -	$ -	$ 31,462	$ -	$ 31,462
581710	Is-Purch-Centrl Shop-AutoMaint	$ -	$ -	$ 1,160,852	$ -	$ 1,160,852
581730	Is-Purch-Vehicle Leasing (AAO)	$ -	$ -	$ -	$ -	$ -
581740	Is-Purch-Centrl Shop-FuelStock	$ -	$ -	$ 242,099	$ -	$ 242,099
581810	Is-GSA-Flet Pol-CarsHRe Vehcle	$ -	$ -	$ -	$ -	$ -
581820	Is-Purch-Reproduction	$ -	$ -	$ 2,410	$ -	$ 2,410
		$ 840,296	**$ -**	**$ 1,851,780**	**$ -**	**$ 2,692,076**
591350	OTO To 5N-MTA SM&SustainableSt	$ 3,098,525	$ -	$ -	$ -	$ 3,098,525
		$ 3,098,525	**$ -**	**$ -**	**$ -**	**$ 3,098,525**
595070	ITO To 2S/GTF-Gasoline Tax Fd	$ 2,917,357	$ -	$ -	$ -	$ 2,917,357
		$ 2,917,357	**$ -**	**$ -**	**$ -**	**$ 2,917,357**
598040	Designated For General Reserve	$ -	$ -	$ -	$ 290,824	$ 290,824
		$ -	**$ -**	**$ -**	**$ 290,824**	**$ 290,824**
		$ 9,147,467	**$ 18,129,367**	**$ 948,981**	**$ (1)**	**$ 28,225,814**

Street & Sewer Repair
Position Summary
Fiscal Year 2021-22

Job Class ID	Job Class Title	10040 IDS Fund FTE	10040 IDS Fund Amount	13920 Overhead Fund FTE	13920 Overhead Fund Amount	12789 Road Fund FTE	12789 Road Fund Amount	Total FTE	Total Amount
0932	**Manager IV**	-	$ -	2.00	$ 360,942	-	$ -	2.00	$ 360,942
0941	**Manager VI**	-	$ -	1.00	$ 208,959	-	$ -	1.00	$ 208,959
1404	**Clerk**	1.00	$ 66,385	-	$ -	-	$ -	1.00	$ 66,385
1406	**Senior Clerk**	-	$ -	1.00	$ 83,504	-	$ -	1.00	$ 83,504
1408	**Principal Clerk**	-	$ -	1.00	$ 90,924	-	$ -	1.00	$ 90,924
1632	**Senior Account Clerk**	-	$ -	-	$ -	-	$ -	-	$ -
7220	**Asphalt Finisher Supervisor I**	7.00	$ 787,473	-	$ -	2.00	$ 224,992	9.00	$ 1,012,465
7221	**Asphalt Plant Supervisor I**	1.00	$ 123,361	-	$ -	-	$ -	1.00	$ 123,361
7246	**Sewer Repair Supervisor**	2.00	$ 260,503	-	$ -	-	$ -	2.00	$ 260,503
7282	**Street Repair Supervisor II**	3.00	$ 373,105	-	$ -	-	$ -	3.00	$ 373,105
7307	**Bricklayer**	3.00	$ 349,970	-	$ -	-	$ -	3.00	$ 349,970
7328	**Operating Engineer, Universal**	9.00	$ 1,042,040	-	$ -	1.00	$ 115,782	10.00	$ 1,157,822
7355	**Truck Driver**	20.00	$ 2,011,414	-	$ -	2.00	$ 201,141	22.00	$ 2,212,555
7404	**Asphalt Finisher**	6.00	$ 496,096	-	$ -	5.00	$ 413,413	11.00	$ 909,509
7421	**Sewer Maintenance Worker**	6.00	$ 525,989	-	$ -	-	$ -	6.00	$ 525,989
7422	**Senior Sewer Maintenance Worker**	3.00	$ 302,507	-	$ -	-	$ -	3.00	$ 302,507
7428	**Hodcarrier**	4.00	$ 378,114	-	$ -	-	$ -	4.00	$ 378,114
7449	**Sewer Service Worker**	-	$ -	-	$ -	-	$ -	-	$ -
7502	**Asphalt Worker**	17.00	$ 1,359,202	-	$ -	1.00	$ 79,953	18.00	$ 1,439,155
7514	**General Laborer**	-	$ -	-	$ -	-	$ -	-	$ -
9991	**One Day Adjustment - Misc**	-	$ 21,915	-	$ 2,346	-	$ 2,311	-	$ 26,572
9993	**Attrition Savings - Miscellaneous**	(6.21)	$ (611,514)	-	$ -	(2.72)	$ (256,008)	(8.93)	$ (867,522)
9995	**Positions Not Detailed - Miscellaneous**	-	$ -	-	$ 45,139	-	$ -	-	$ 45,139
9996	**Estimated Project Funding - Misc**	-	$ (1,855,734)	-	$ (191,071)	-	$ (194,966)	-	$ (2,241,771)
OVER	**Overtime - Miscellaneous**	-	$ 190,674	-	$ 7,727	-	$ 82,000	-	$ 280,401
PREM	**Premium Pay - Miscellaneous**	-	$ 13,800	-	$ -	-	$ 8,262	-	$ 22,062
STEP	**Step Adjustments, Miscellaneous**	-	$ (36,807)	-	$ -	-	$ -	-	$ (36,807)
TEMP	**Temporary - Miscellaneous**	7.58	$ 862,136	-	$ -	0.05	$ 6,026	7.63	$ 868,162
		83.37	**$ 6,660,629**	**5.00**	**$ 608,470**	**8.33**	**$ 682,906**	**96.70**	**$ 7,952,005**

Street & Sewer Repair
Position Summary
Fiscal Year 2022-23

Job Class ID	Job Class Title	10040 IDS Fund FTE	10040 IDS Fund Amount	13920 Overhead Fund FTE	13920 Overhead Fund Amount	12789 Road Fund FTE	12789 Road Fund Amount	Total FTE	Total Amount
0932	**Manager IV**	-	$ -	2.00	$ 378,957	-	$ -	2.00	$ 378,957
0941	**Manager VI**	-	$ -	1.00	$ 219,389	-	$ -	1.00	$ 219,389
1404	**Clerk**	1.00	$ 69,698	-	$ -	-	$ -	1.00	$ 69,698
1406	**Senior Clerk**	-	$ -	1.00	$ 87,672	-	$ -	1.00	$ 87,672
1408	**Principal Clerk**	-	$ -	1.00	$ 95,463	-	$ -	1.00	$ 95,463
1632	**Senior Account Clerk**	-	$ -	-	$ -	-	$ -	-	$ -
7220	**Asphalt Finisher Supervisor I**	7.00	$ 826,778	-	$ -	2.00	$ 236,222	9.00	$ 1,063,000
7221	**Asphalt Plant Supervisor I**	1.00	$ 129,519	-	$ -	-	$ -	1.00	$ 129,519
7246	**Sewer Repair Supervisor**	2.00	$ 273,506	-	$ -	-	$ -	2.00	$ 273,506
7282	**Street Repair Supervisor II**	3.00	$ 391,729	-	$ -	-	$ -	3.00	$ 391,729
7307	**Bricklayer**	3.00	$ 367,438	-	$ -	-	$ -	3.00	$ 367,438
7328	**Operating Engineer, Universal**	9.00	$ 1,094,051	-	$ -	1.00	$ 121,561	10.00	$ 1,215,612
7355	**Truck Driver**	20.00	$ 2,111,812	-	$ -	2.00	$ 211,182	22.00	$ 2,322,994
7404	**Asphalt Finisher**	6.00	$ 520,857	-	$ -	5.00	$ 434,048	11.00	$ 954,905
7421	**Sewer Maintenance Worker**	6.00	$ 552,243	-	$ -	-	$ -	6.00	$ 552,243
7422	**Senior Sewer Maintenance Worker**	3.00	$ 317,606	-	$ -	-	$ -	3.00	$ 317,606
7428	**Hodcarrier**	4.00	$ 396,987	-	$ -	-	$ -	4.00	$ 396,987
7449	**Sewer Service Worker**	-	$ -	-	$ -	-	$ -	-	$ -
7502	**Asphalt Worker**	17.00	$ 1,427,044	-	$ -	1.00	$ 83,944	18.00	$ 1,510,988
7514	**General Laborer**	-	$ -	-	$ -	-	$ -	-	$ -
9991	**One Day Adjustment - Misc**	-	$ 22,478	-	$ 2,415	-	$ 2,358	-	$ 27,251
9993	**Attrition Savings - Miscellaneous**	(6.21)	$ (642,036)	-	$ -	(2.72)	$ (268,787)	(8.93)	$ (910,823)
9995	**Positions Not Detailed - Miscellaneous**	-	$ -	-	$ 47,392	-	$ -	-	$ 47,392
9996	**Estimated Project Funding - Misc**	-	$ (1,953,935)	-	$ (201,058)	-	$ (205,287)	-	$ (2,360,280)
OVER	**Overtime - Miscellaneous**	-	$ 190,674	-	$ 7,727	-	$ 82,000	-	$ 280,401
PREM	**Premium Pay - Miscellaneous**	-	$ 13,800	-	$ -	-	$ 8,262	-	$ 22,062
STEP	**Step Adjustments, Miscellaneous**	-	$ (38,644)	-	$ -	-	$ -	-	$ (38,644)
TEMP	**Temporary - Miscellaneous**	7.35	$ 862,136	-	$ -	0.05	$ 6,026	7.40	$ 868,162
		83.14	**$ 6,933,741**	**5.00**	**$ 637,957**	**8.33**	**$ 711,529**	**96.47**	**$ 8,283,227**

Street and Sewer Repair
Budget Line Item Summary
Inter-Departmental Services Fund

Expenditure Budget

Description of Services:

A variety of services including repaving and overlays of entire street blocks and intersections, repairs to main & side sewers laterals (including emergency repairs), brick sewer repairs, pothole repair & patch paving, curb ramp paving, and special paving, trenching, brick work, and exploratory digging (potholing) projects for other PW Bureaus and City departments. Funding sources include DPW-IDC, DPW-CIP, PUC-Sewer Operations, PUC-Water Department, SFPD, SFFD, SFMTA, MUNI, and Rec & Park. Work is performed 24/7 and includes after-hours emergency work identified by SFPD and 311 calls.

Number of Permanent Positions:

Total permanent budgeted FTE positions:	82.00
Total increase (decrease) of permanent budgeted FTE positions:	-

Account		Approved FY 2020-21	Base FY 2021-22	Public Works FY 2021-22	Mayor FY 2021-22	Board of Supervisors FY 2021-22	Board of Supervisors FY 2022-23
501010	**Permanent Salaries**	$ 5,855,104	$ 6,198,048	$ 5,594,018	$ -	$ -	$ 5,867,131

Account		Approved FY 2020-21	Base FY 2021-22	Public Works FY 2021-22	Mayor FY 2021-22	Board of Supervisors FY 2021-22	Board of Supervisors FY 2022-23
505010	**Temporary Salaries**	$ 862,136	$ 862,136	$ 862,136	$ -	$ -	$ 862,136

Classification	Total	Temporary Pay Purpose
7355	258,461	Personnel costs funding through Go Street Bonds, MTA Speed Humps, curb ramp paving, and special project request including parking lot paving, utility trenching, brick work, and exploratory digging (potholing) for other PW Bureaus and City departments on an as needed basis.
7502	106,894	
7328	136,039	
7220	65,423	
7404	154,877	
7502	140,442	

Account		Approved FY 2020-21	Base FY 2021-22	Public Works FY 2021-22	Mayor FY 2021-22	Board of Supervisors FY 2021-22	Board of Supervisors FY 2022-23
509010	**Premium Pay**	$ 13,800	$ 13,800	$ 13,800	$ -	$ -	$ 13,800

The following classes are entitled to premium pay per MOU agreements:

Classification	Hourly Rate	Hours	Subtotal	Premium Pay Type
7355	1.25	6,072	7,590	20T" semi-tractor ($1.25/hr), big-gang transport driver
7355	1.25	4,968	6,210	

Street and Sewer Repair
Budget Line Item Summary
Inter-Departmental Services Fund

Account		Approved FY 2020-21	Base FY 2021-22	Public Works FY 2021-22	Mayor FY 2021-22	Board of Supervisors FY 2021-22	FY 2022-23
511010	**Overtime Pay**	$ 190,674	$ 190,674	$ 190,674	$ -	$ -	$ 190,674

Classification	Hourly Rate	Hours	Subtotal	Purpose
7502	54.66	523	28,601	Overtime for crews working on General Obligation Streets Bond and for various classes to do interdepartmental work on overtime. Work is often done on overtime so as not to impact the requesting departments operations or not to impact Street and Sewer Repair's normal workload. Examples include MTA high priority safety projects such as Townsend Street, MUNI track paving on Market Street, parking lot paving for Police Department, and excavating trenches to replace sewer and water utility lines for various city department facilities and TIDA.
7355	68.75	693	47,669	
7404	56.52	506	28,601	
7502	54.66	1,047	57,202	
7220	76.88	248	19,067	
7246	89.03	107	9,534	

Account		Approved FY 2020-21	Base FY 2021-22	Public Works FY 2021-22	Mayor FY 2021-22	Board of Supervisors FY 2021-22	FY 2022-23
513000	**Mandatory Fringe Benefits**	$ 3,107,419	$ 3,227,870	$ 3,046,936	$ -	$ -	$ 3,079,521

Account		Approved FY 2020-21	Base FY 2021-22	Public Works FY 2021-22	Mayor FY 2021-22	Board of Supervisors FY 2021-22	FY 2022-23
520190	**Department Overhead**	$ 3,018,375	$ 3,110,494	$ 3,134,453	$ -	$ -	$ 3,261,882

Account		Approved FY 2020-21	Base FY 2021-22	Public Works FY 2021-22	Mayor FY 2021-22	Board of Supervisors FY 2021-22	FY 2022-23
520290	**Division Overhead**	$ 2,404,281	$ 2,904,531	$ 2,323,729	$ -	$ -	$ 2,420,460

Account		Approved FY 2020-21	Base FY 2021-22	Public Works FY 2021-22	Mayor FY 2021-22	Board of Supervisors FY 2021-22	FY 2022-23
520990	**Other Overhead Charges**	$ 1,381,944	$ 1,512,812	$ 2,464,523	$ -	$ -	$ 2,433,764

Inter-Departmental Revenue:

Account		Approved FY 2020-21	Base FY 2021-22	Public Works FY 2021-22	Mayor FY 2021-22	Board of Supervisors FY 2021-22	FY 2022-23
486030	**ADM - TIDA**	$ 103,000	$ 106,090	$ 103,000	$ -	$ -	$ 103,000

Street/Sewer repair and various maintenance services per requesting department.

Account		Approved FY 2020-21	Base FY 2021-22	Public Works FY 2021-22	Mayor FY 2021-22	Board of Supervisors FY 2021-22	FY 2022-23
486460	**MTA - MUNI Railway**	$ 186,300	$ 186,300	$ 186,300	$ -	$ -	$ 192,821

Street repair and various maintenance services per requesting department.

Street and Sewer Repair
Budget Line Item Summary
Inter-Departmental Services Fund

Account		Approved FY 2020-21	Base FY 2021-22	Public Works FY 2021-22	Mayor FY 2021-22	Board of Supervisors FY 2021-22	FY 2022-23
486520	**MTA - Parking and Traffic**	$ 26,000	$ 26,000	$ 26,000	$ -	$ -	$ 31,050

Street repair and various maintenance services per requesting department.

Account		Approved FY 2020-21	Base FY 2021-22	Public Works FY 2021-22	Mayor FY 2021-22	Board of Supervisors FY 2021-22	FY 2022-23
486530	**Port**	$ 46,600	$ 46,600	$ 46,600	$ -	$ -	$ 48,231

Street/Sewer repair and various maintenance services per requesting department.

Account		Approved FY 2020-21	Base FY 2021-22	Public Works FY 2021-22	Mayor FY 2021-22	Board of Supervisors FY 2021-22	FY 2022-23
486560	**Public Works**	$ 31,010	$ 31,010	$ 31,010	$ -	$ -	$ 31,010

Support to DPW Bureaus of Street Environmental Services and Urban Forestry.

Account		Approved FY 2020-21	Base FY 2021-22	Public Works FY 2021-22	Mayor FY 2021-22	Board of Supervisors FY 2021-22	FY 2022-23
486630	**Recreation and Parks**	$ 134,772	$ 134,772	$ 134,772	$ -	$ -	$ 139,489

Street repair and various maintenance services per requesting department.

Account		Approved FY 2020-21	Base FY 2021-22	Public Works FY 2021-22	Mayor FY 2021-22	Board of Supervisors FY 2021-22	FY 2022-23
486760	**PUC - Water Enterprise**	$ 64,274	$ 66,524	$ 66,523	$ -	$ -	$ 68,851

Sewer repair and various maintenance services per requesting department.

Account		Approved FY 2020-21	Base FY 2021-22	Public Works FY 2021-22	Mayor FY 2021-22	Board of Supervisors FY 2021-22	FY 2022-23
486800	**PUC - Wastewater**	$ 6,213,194	$ 6,430,656	$ 6,422,128	$ -	$ -	$ 6,646,903

Account		Approved FY 2020-21	Base FY 2021-22	Public Works FY 2021-22	Mayor FY 2021-22	Board of Supervisors FY 2021-22	FY 2022-23
486990	**Rev-General Unallocated**	$ 8,728,581	$ 9,311,675	$ 10,613,936	$ -	$ -	$ 10,868,012

Revenue provided by other city departments for services performed.

Street and Sewer Repair
Budget Line Item Summary
Road Fund

Expenditure Budget

Description of Services:

Roadway repair and maintenance work including Patch Paving, Pothole Repair, Crack Sealing, Settled Utility Trench Repairs, Road Structure/Sinkhole Repairs, Slide & Debris Removal, K-Rail Installation/Removal to address safety issues, Median Island Repairs, and Guard Rail Repairs.

Number of Permanent Positions:

Total permanent budgeted FTE positions:	11.00
Total increase (decrease) of permanent budgeted FTE positions:	-

Account		Approved FY 2020-21	Base FY 2021-22	Public Works FY 2021-22	Mayor FY 2021-22	Board of Supervisors FY 2021-22	Board of Supervisors FY 2022-23
501010	**Permanent Salaries**	$ 609,688	$ 651,114	$ 586,618	$ -	$ -	$ 615,241

Account		Approved FY 2020-21	Base FY 2021-22	Public Works FY 2021-22	Mayor FY 2021-22	Board of Supervisors FY 2021-22	Board of Supervisors FY 2022-23
505010	**Temporary Salaries**	$ 6,026	$ 6,026	$ 6,026	$ -	$ -	$ 6,026

Classification	Total	Temporary Pay Purpose
7355	3,314	As needed truck drivers and asphalt workers to continue operations during high season.
7502	2,712	

Account		Approved FY 2020-21	Base FY 2021-22	Public Works FY 2021-22	Mayor FY 2021-22	Board of Supervisors FY 2021-22	Board of Supervisors FY 2022-23
509010	**Premium Pay**	$ 8,262	$ 8,262	$ 8,262	$ -	$ -	$ 8,262

The following classes are entitled to premium pay per MOU agreements:

Classification	Hourly Rate	Hours	Subtotal	Premium Pay Type
7355	2.00	2,582	5,164	20U boom truck ($2.00/hr), 1 FTE
7355	1.50	2,066	3,098	20A towing trailer ($1.50/hr), crack sealing unit

Account		Approved FY 2020-21	Base FY 2021-22	Public Works FY 2021-22	Mayor FY 2021-22	Board of Supervisors FY 2021-22	Board of Supervisors FY 2022-23
511010	**Overtime Pay**	$ 82,000	$ 82,000	$ 82,000	$ -	$ -	$ 82,000

Classification	Hourly Rate	Hours	Subtotal	Purpose
7220	76.88	213	16,400	Funding for emergency roadway repairs (sinkholes, failed trenches, clear mud/rock slides, other wet weather-related incidents, and after-hour calls) to preserve public health and safety; work in State ROW with Caltrans after regular hours to avoid heavy traffic volumes.
7355	68.75	298	20,500	
7404	56.52	363	20,500	
7502	54.66	450	24,600	

Account		Approved FY 2020-21	Base FY 2021-22	Public Works FY 2021-22	Mayor FY 2021-22	Board of Supervisors FY 2021-22	Board of Supervisors FY 2022-23
513000	**Mandatory Fringe Benefits**	$ 323,604	$ 339,659	$ 320,310	$ -	$ -	$ 323,836

Street and Sewer Repair
Budget Line Item Summary
Road Fund

Account		Approved FY 2020-21	Base FY 2021-22	Public Works FY 2021-22	Mayor FY 2021-22	Board of Supervisors FY 2021-22	Board of Supervisors FY 2022-23
520190	**Department Overhead**	$ 403,570	$ 393,577	$ 435,587	$ -	$ -	$ 457,913

Account		Approved FY 2020-21	Base FY 2021-22	Public Works FY 2021-22	Mayor FY 2021-22	Board of Supervisors FY 2021-22	Board of Supervisors FY 2022-23
520290	**Division Overhead**	$ 321,463	$ 367,516	$ 322,923	$ -	$ -	$ 339,792

Account		Approved FY 2020-21	Base FY 2021-22	Public Works FY 2021-22	Mayor FY 2021-22	Board of Supervisors FY 2021-22	Board of Supervisors FY 2022-23
520990	**Other Overhead Charges**	$ 151,783	$ 159,913	$ 310,378	$ -	$ -	$ 306,811

Account		Approved FY 2020-21	Base FY 2021-22	Public Works FY 2021-22	Mayor FY 2021-22	Board of Supervisors FY 2021-22	Board of Supervisors FY 2022-23
535000	**Other Current Expenses**	$ 879,844	$ 15,000	$ 15,000	$ -	$ -	$ 15,000

Specialized equipment repair by outside contractors, principally paving equipment, mechanisms, and earth moving machinery.

Account		Approved FY 2020-21	Base FY 2021-22	Public Works FY 2021-22	Mayor FY 2021-22	Board of Supervisors FY 2021-22	Board of Supervisors FY 2022-23
540000	**Materials & Supplies**	$ 136,408	$ 136,408	$ 136,408	$ -	$ -	$ 136,408

FY 2020-21	FY 2021-22	FY 2022-23	Description
112,000	112,000	112,000	Hot Asphalt
4,408	4,408	4,408	Safety Equipment
20,000	20,000	20,000	Construction Supplies

Account		Approved FY 2020-21	Base FY 2021-22	Public Works FY 2021-22	Mayor FY 2021-22	Board of Supervisors FY 2021-22	Board of Supervisors FY 2022-23
581051	**Light, Heat, and Power**	$ 154,205	$ -	$ -	$ -	$ -	$ -

For light, heat, and power usage for the City's Bridges, Tunnels, and Underpasses and electricity at closed Asphalt Plant for residual light for security. As per performing department's recommendation.

Account		Approved FY 2020-21	Base FY 2021-22	Public Works FY 2021-22	Mayor FY 2021-22	Board of Supervisors FY 2021-22	Board of Supervisors FY 2022-23
581067	**Building Repair & Maint.**	$ 440,296	$ 440,296	$ 440,296	$ -	$ -	$ 440,296

Maintenance and repair services.

Account		Approved FY 2020-21	Base FY 2021-22	Public Works FY 2021-22	Mayor FY 2021-22	Board of Supervisors FY 2021-22	Board of Supervisors FY 2022-23
581081	**Urban Forestry**	$ 400,000	$ 400,000	$ 400,000	$ -	$ -	$ 400,000

For concrete repairs to sidewalks, curbs and street structures by BUF 7311 Cement Masons and 7514 General Laborers in support of the Street Repair program.

Street and Sewer Repair
Budget Line Item Summary
Road Fund

Account		Approved FY 2020-21	Base FY 2021-22	Public Works FY 2021-22	Mayor FY 2021-22	Board of Supervisors FY 2021-22	FY 2022-23
591350	**OTO to MTA Sust. Streets**	$ 3,098,525	$ 3,098,525	$ 3,098,525	$ -	$ -	$ 3,098,525

Revenue transfer out.

Account		Approved FY 2020-21	Base FY 2021-22	Public Works FY 2021-22	Mayor FY 2021-22	Board of Supervisors FY 2021-22	FY 2022-23
595070	**ITO to Gas Tax Fund**	$ 922,081	$ 2,498,743	$ 2,498,743	$ -	$ -	$ 2,917,357

Revenue Transfer out.

Revenue Budget

Account		Approved FY 2020-21	Base FY 2021-22	Public Works FY 2021-22	Mayor FY 2021-22	Board of Supervisors FY 2021-22	FY 2022-23
430150	**Interst Earned - Polled Cash**	$ 26,682	$ 26,682	$ 26,682	$ -	$ -	$ 26,682

Interest earned on Road Fund Apportionments.

Account		Approved FY 2020-21	Base FY 2021-22	Public Works FY 2021-22	Mayor FY 2021-22	Board of Supervisors FY 2021-22	FY 2022-23
446211	**Motor Vehicle Fuel Tax**	$ 5,056,289	$ 5,056,289	$ 5,056,289	$ -	$ -	$ 5,056,289

Road Fund Apportionments per R&T Code Section 2104.

Account		Approved FY 2020-21	Base FY 2021-22	Public Works FY 2021-22	Mayor FY 2021-22	Board of Supervisors FY 2021-22	FY 2022-23
446214	**Gas Tax Apportion. Cnty**	$ 9,600	$ 9,600	$ 9,600	$ 9,600	$ 9,600	$ 9,600

Road Fund Apportionments per R&T Code Section 2106.

Account		Approved FY 2020-21	Base FY 2021-22	Public Works FY 2021-22	Mayor FY 2021-22	Board of Supervisors FY 2021-22	FY 2022-23
448912	**Gas Tax Prop-111 S-2105 Cnty**	$ 2,501,790	$ 2,501,790	$ 2,501,790	$ -	$ -	$ 2,501,790

Road Fund Apportionments per R&T Code Section 2105.

Street and Sewer Repair
Budget Line Item Summary
Overhead Fund

Expenditure Budget

Description of Services:

Support services for the Bureau including Accounting, Office Services, and General Management.

Number of Permanent Positions:

Total permanent budgeted FTE positions:	5.00
Total increase (decrease) of permanent budgeted FTE positions:	-

Account		Approved FY 2020-21	Base FY 2021-22	Public Works FY 2021-22	Mayor FY 2021-22	Board of Supervisors FY 2021-22	Board of Supervisors FY 2022-23
501010	**Permanent Salaries**	$ 617,356	$ 664,737	$ 600,743	$ -	$ -	$ 630,231

Account		Approved FY 2020-21	Base FY 2021-22	Public Works FY 2021-22	Mayor FY 2021-22	Board of Supervisors FY 2021-22	Board of Supervisors FY 2022-23
511010	**Overtime Pay**	$ 7,727	$ 7,727	$ 7,727	$ -	$ -	$ 7,727

Classification	Hourly Rate	Hours	Subtotal	Purpose
1404	45.78	34	1,545	
1406	47.53	49	2,318	Payroll Closeout Support
1408	62.70	62	3,864	

Account		Approved FY 2020-21	Base FY 2021-22	Public Works FY 2021-22	Mayor FY 2021-22	Board of Supervisors FY 2021-22	Board of Supervisors FY 2022-23
513000	**Mandatory Fringe Benefits**	$ 274,064	$ 287,566	$ 269,487	$ -	$ -	$ 269,985

Account		Approved FY 2020-21	Base FY 2021-22	Public Works FY 2021-22	Mayor FY 2021-22	Board of Supervisors FY 2021-22	Board of Supervisors FY 2022-23
520100	**Overhead Recovery**	$ (2,564,511)	$ (3,109,381)	$ (2,400,659)	$ -	$ -	$ (2,505,776)

Account		Approved FY 2020-21	Base FY 2021-22	Public Works FY 2021-22	Mayor FY 2021-22	Board of Supervisors FY 2021-22	Board of Supervisors FY 2022-23
521030	**Air Travel - Employees**	$ -	$ 1,008	$ -	$ -	$ -	$ -

Account		Approved FY 2020-21	Base FY 2021-22	Public Works FY 2021-22	Mayor FY 2021-22	Board of Supervisors FY 2021-22	Board of Supervisors FY 2022-23
521050	**Non Air Travel - Employees**	$ 792	$ 792	$ -	$ -	$ -	$ -

Street and Sewer Repair
Budget Line Item Summary
Overhead Fund

Account		Approved FY 2020-21	Base FY 2021-22	Public Works FY 2021-22	Mayor FY 2021-22	Board of Supervisors FY 2021-22	Board of Supervisors FY 2022-23
522000	**Training**	$ 23,100	$ 23,100	$ 23,100	$ -	$ -	$ 23,100

FY 2020-21	FY 2021-22	FY 2022-23	Description
5,000	5,000	5,000	Training for crew supervisors and managers
6,000	6,000	6,000	Crane certifications @ $2K/pp for (3) Operating Engineers
6,700	6,700	6,700	Traffic Control Training for Staff
3,400	3,400	3,400	CPR Training for Staff
-	2,000	2,000	Shoring Safety Training - OSHA - 8 staff at $250/each

Account		Approved FY 2020-21	Base FY 2021-22	Public Works FY 2021-22	Mayor FY 2021-22	Board of Supervisors FY 2021-22	Board of Supervisors FY 2022-23
535000	**Other Current Expenses**	$ 64,136	$ 64,136	$ 64,136	$ -	$ -	$ 64,136

FY 2020-21	FY 2021-22	FY 2022-23	Description
14,000	14,000	14,000	Continued rental of copy machine
250	250	250	Reimburse employees for use of personal vehicles
-	10,000	10,000	Uniforms
17,326	17,326	17,326	Uniform Cleaning
8,233	8,233	8,233	Printing costs
14,327	14,327	14,327	Other Expenses

Account		Approved FY 2020-21	Base FY 2021-22	Public Works FY 2021-22	Mayor FY 2021-22	Board of Supervisors FY 2021-22	Board of Supervisors FY 2022-23
540000	**Materials & Supplies**	$ 91,725	$ 91,725	$ 91,725	$ -	$ -	$ 91,725

FY 2020-21	FY 2021-22	FY 2022-23	Description
48,345	48,345	48,345	Personal Safety Supplies
5,000	5,000	5,000	Office Supplies
16,500	16,500	16,500	Traffic Diversion Supplies
5,000	5,000	5,000	Portable Electric Generators
680	680	680	GPS: Purchase/installation of 2 new units @ $275 each; Removal/installation of 17 replacement units @ $105 each and telemetry unit @ $25 each
16,200	16,200	16,200	Thermostats (50 for $80); manhole lifts (2 for $600); air quality measuring unit ($8K); and density testing unit ($3K)

Account		Approved FY 2020-21	Base FY 2021-22	Public Works FY 2021-22	Mayor FY 2021-22	Board of Supervisors FY 2021-22	Board of Supervisors FY 2022-23
560000	**Equipment Purchases**	$ -	$ 506,553	$ 283,552	$ -	$ -	$ 516,073

Equipment #	FY 2021-22	FY 2022-23	Description
PW2225	120,008	-	Bobcat E-50 with enclosed cab and Mahherkattachments (3 buckets and hammer)
PW2226	19,323	-	Trailer for mini-excavator
PW2227	144,221	-	Ford F 350 Crew Truck (12' bed, regular cab, with racks and tool boxes)
PW2301	-	247,514	Vibratory Screen - Trench Spoil Separator
PW2302	-	268,559	2 Axle 26,000 lb.Medium duty cribbing truck with Utility Bed and #5000 crane

Street and Sewer Repair
Budget Line Item Summary
Overhead Fund

Account		Approved FY 2020-21	Base FY 2021-22	Public Works FY 2021-22	Mayor FY 2021-22	Board of Supervisors FY 2021-22	FY 2022-23
581210	**TIS-ISD Infrastructure**	$ 209,459	$ 216,441	$ 216,441	$ -	$ -	$ 216,441

Services for the radio communication infrastructure. As per performing department's recommendation.

Account		Approved FY 2020-21	Base FY 2021-22	Public Works FY 2021-22	Mayor FY 2021-22	Board of Supervisors FY 2021-22	FY 2022-23
581350	**Emergency Comm.**	$ 17,314	$ 17,314	$ 17,314	$ -	$ -	$ 17,314

DPW's share of debt service for the 800 MHz system. As per performing department.

Account		Approved FY 2020-21	Base FY 2021-22	Public Works FY 2021-22	Mayor FY 2021-22	Board of Supervisors FY 2021-22	FY 2022-23
581360	**TIS-Telephone**	$ 29,537	$ 27,800	$ 27,800	$ -	$ -	$ 27,800

As per performing department's recommendation.

Account		Approved FY 2020-21	Base FY 2021-22	Public Works FY 2021-22	Mayor FY 2021-22	Board of Supervisors FY 2021-22	FY 2022-23
581520	**SFGH-Medical Service**	$ 31,462	$ 31,462	$ 31,462	$ -	$ -	$ 31,462

Health screening and testing are mandated for new employees. They are also necessary for current employees due to various on-the-job experiences. Medical exams include audiogram, respirator, TB, DMV, Hepatitis, and Tetanus.

Account		Approved FY 2020-21	Base FY 2021-22	Public Works FY 2021-22	Mayor FY 2021-22	Board of Supervisors FY 2021-22	FY 2022-23
581490	**HR Health & Safety**	$ 4,695	$ 4,695	$ 4,695	$ -	$ -	$ 4,695

Mandatory drug testing for drivers and heavy equipment operators.

Account		Approved FY 2020-21	Base FY 2021-22	Public Works FY 2021-22	Mayor FY 2021-22	Board of Supervisors FY 2021-22	FY 2022-23
581710	**Centrl Shop - AutoMaint**	$ 1,170,579	$ 1,160,852	$ 1,160,852	$ -	$ -	$ 1,160,852

Maintenance & Repair and leasing of motor vehicles and equipment. As per performing department's recommendation.

Account		Approved FY 2020-21	Base FY 2021-22	Public Works FY 2021-22	Mayor FY 2021-22	Board of Supervisors FY 2021-22	FY 2022-23
581740	**Fuel Central Shops**	$ 222,231	$ 242,099	$ 242,099	$ -	$ -	$ 242,099

As per performing department's recommendations.

Street and Sewer Repair
Budget Line Item Summary
Overhead Fund

Account		Approved FY 2020-21	Base FY 2021-22	Public Works FY 2021-22	Mayor FY 2021-22	Board of Supervisors FY 2021-22	Board of Supervisors FY 2022-23
581069	**DPW Street Use & Mapping**	$ 10,986	$ 10,986	$ 10,986	$ -	$ -	$ 10,986

Cost of excavation permits.

Account		Approved FY 2020-21	Base FY 2021-22	Public Works FY 2021-22	Mayor FY 2021-22	Board of Supervisors FY 2021-22	Board of Supervisors FY 2022-23
581820	**Reproduction**	$ 2,410	$ 2,410	$ 2,410	$ -	$ -	$ 2,410

For blueprint reproduction of drawings and maps.

Account		Approved FY 2020-21	Base FY 2021-22	Public Works FY 2021-22	Mayor FY 2021-22	Board of Supervisors FY 2021-22	Board of Supervisors FY 2022-23
581068	**DPW - Street Cleaning**	$ 39,656	$ 39,656	$ 39,656	$ -	$ -	$ 39,656

Personnel costs for operation of central radio control at 2323 Cesar Chavez Street.

Account		Approved FY 2020-21	Base FY 2021-22	Public Works FY 2021-22	Mayor FY 2021-22	Board of Supervisors FY 2021-22	Board of Supervisors FY 2022-23
581067	**DPW-Building Repair**	$ 78,065	$ 78,065	$ 78,065	$ -	$ -	$ 78,065

For minor office modifications and building maintenance services ($65,449) as well as work on Asphalt Plant ($12,616). As per performing department's recomendation.

Account		Approved FY 2020-21	Base FY 2021-22	Public Works FY 2021-22	Mayor FY 2021-22	Board of Supervisors FY 2021-22	Board of Supervisors FY 2022-23
581072	**DPW-GIS Mapping**	$ 20,000	$ 20,000	$ 20,000	$ -	$ -	$ 20,000

To update and maintain the Geographic Information Services (GIS) Base map layers and related data in concert with other departments to ensure data integrity, accuracy, and delivery; to process requests to perform data cleanup; to perform conversion of data between platforms; to generate maps, tables, and reports in response to users' request; to develop inter-departmental interfaces for access to GIS data layers; to provide GIS technical assistance and training to users; to identify opportunities for improving GIS data and access through automation.

General Administration
All Funds Summary
Fiscal Year 2021-22

Account	Account Title	IDS Fund	Overhead Fund	Paid Time Off	Grand Total
501010	Perm Salaries-Misc-Regular	$ -	$ 15,551,476	$ 5,034,806	$ 20,586,283
505010	Temp Misc Regular Salaries	$ -	$ 658,397	$ -	$ 658,397
509010	Premium Pay - Misc	$ -	$ 16,559	$ -	$ 16,559
511010	Overtime - Scheduled Misc	$ -	$ 7,572	$ -	$ 7,572
		$ -	**$ 16,234,004**	**$ 5,034,806**	**$ 21,268,811**
506070	Programmatic Projects-Budget	$ -	$ -	$ -	$ -
		$ -	**$ -**	**$ -**	**$ -**
513010	Retire City Misc	$ -	$ 3,361,806	$ -	$ 3,361,806
514010	Social Security (OASDI & HI)	$ -	$ 927,432	$ -	$ 927,432
514020	Social Sec-Medicare(HI Only)	$ -	$ 235,391	$ -	$ 235,391
515010	Health Service-City Match	$ -	$ 621,296	$ -	$ 621,296
515020	Retiree Health-Match-Prop B	$ -	$ 653,777	$ -	$ 653,777
515030	RetireeHlthCare-CityMatchPropC	$ -	$ 283,272	$ -	$ 283,272
515510	Health Service-Admin Cost	$ -	$ 354,811	$ -	$ 354,811
515610	Health Service-Retiree Subsidy	$ -	$ 9,816,180	$ -	$ 9,816,180
515710	Dependent Coverage	$ -	$ 1,615,915	$ -	$ 1,615,915
516010	Dental Coverage	$ -	$ 183,119	$ -	$ 183,119
517010	Unemployment Insurance	$ -	$ 16,233	$ 5,035	$ 21,268
519110	Flexible Benefit Package	$ -	$ 130,805	$ -	$ 130,805
519120	Long Term Disability Insurance	$ -	$ 42,138	$ 19,687	$ 61,825
		$ -	**$ 18,242,175**	**$ 24,722**	**$ 18,266,897**
520100	Overhead Recovery	$ -	$ (58,573,513)	$ (4,854,778)	$ (63,428,290)
520190	Department Overhead	$ 377,117	$ -	$ -	$ 377,117
520290	Division Overhead	$ -	$ -	$ -	$ -
520990	Other Overhead Charges	$ 97,783	$ -	$ -	$ 97,783
		$ 474,900	**$ (58,573,513)**	**$ (4,854,778)**	**$ (62,953,390)**
521030	Air Travel - Employees	$ -	$ -	$ -	$ -
521050	Non-Air Travel - Employees	$ -	$ -	$ -	$ -
522000	Training - Budget	$ -	$ 164,700	$ -	$ 164,700
524010	Membership Fees	$ -	$ 29,513	$ -	$ 29,513
527000	Prof & Specialized Svcs-Bdgt	$ -	$ 458,000	$ -	$ 458,000
527610	Systems Consulting Services	$ -	$ 1,100,000	$ -	$ 1,100,000
528010	Scavenger Services	$ -	$ 18,000	$ -	$ 18,000
529110	Dp-Wp Equipment Maint	$ -	$ 82,500	$ -	$ 82,500
535000	Other Current Expenses - Bdgt	$ -	$ 570,054	$ -	$ 570,054
535960	Software Licensing Fees	$ -	$ 1,685,899	$ -	$ 1,685,899
		$ -	**$ 4,108,666**	**$ -**	**$ 4,108,666**
540000	Materials & Supplies-Budget	$ -	$ 21,000	$ -	$ 21,000
549210	Data Processing Supplies	$ -	$ 724,000	$ -	$ 724,000
		$ -	**$ 745,000**	**$ -**	**$ 745,000**
560000	Equipment Purchase-Budget	$ -	$ -	$ -	$ -
560610	Data Processing Equipment	$ -	$ -	$ -	$ -
		$ -	**$ -**	**$ -**	**$ -**
500010	Facilities Maintenance-Budget	$ -	$ -	$ -	$ -
		$ -	**$ -**	**$ -**	**$ -**
581013	GF-PUC-Ueb	$ -	$ -	$ -	$ -
581067	Sr-DPW-Building Repair	$ -	$ 110,166	$ -	$ 110,166
581083	ADM-Real Estate 49 SVN Rent	$ -	$ 1,738,520	$ -	$ 1,738,520
581120	GF-Con-Financial Systems	$ -	$ 558,466	$ -	$ 558,466
581130	GF-Con-Internal Audits	$ -	$ 364,513	$ -	$ 364,513
581140	DT Technology Projects	$ -	$ 74,487	$ -	$ 74,487
581160	GF-Adm-General(AAO)	$ -	$ 6,180,421	$ -	$ 6,180,421

General Administration
All Funds Summary
Fiscal Year 2021-22

Account	Account Title	IDS Fund	Overhead Fund	Paid Time Off	Grand Total
581210	DT Technology Infrastructure	$ -	$ 3,113,638	$ -	$ 3,113,638
581245	GF-CON-Information System Ops	$ -	$ 1,570,303	$ -	$ 1,570,303
581270	GF-City Attorney-Legal Service	$ -	$ 636,000	$ -	$ 636,000
581280	DT SFGov TV Services	$ -	$ 10,000	$ -	$ 10,000
581325	DT Enterprise Tech Contracts	$ -	$ 522,835	$ -	$ 522,835
581350	GF-Emergency Communications	$ -	$ 10,247	$ -	$ 10,247
581360	DT Telecommunications Services	$ -	$ 212,036	$ -	$ 212,036
581460	GF-HR-Workers' Comp Claims	$ -	$ 3,988,497	$ -	$ 3,988,497
581520	Ef-SFGH-Medical Service	$ -	$ 5,500	$ -	$ 5,500
581580	GF-Chs-Toxic Waste&Haz Mat Svc	$ -	$ 325,614	$ -	$ 325,614
581650	Leases Paid To Real Estate	$ -	$ -	$ -	$ -
581660	GF-Chf-Youth Works	$ -	$ 25,200	$ -	$ 25,200
581710	Is-Purch-Centrl Shop-AutoMaint	$ -	$ 11,287	$ -	$ 11,287
581730	Is-Purch-Vehicle Leasing (AAO)	$ -	$ -	$ -	$ -
581740	Is-Purch-Centrl Shop-FuelStock	$ -	$ 2,839	$ -	$ 2,839
581750	GF-Purch-General Office	$ -	$ 401,436	$ -	$ 401,436
581790	GF-Purch-Mail Services	$ -	$ -	$ -	$ -
581810	Is-GSA-Flet Pol-CarsHRe Vehcle	$ -	$ -	$ -	$ -
581820	Is-Purch-Reproduction	$ -	$ 83,041	$ -	$ 83,041
581870	GF-City Hall Fellows Program	$ -	$ -	$ -	$ -
		$ -	**$ 19,945,046**	**$ -**	**$ 19,945,046**
598040	Designated For General Reserve	$ -	$ -	$ -	$ -
		$ -	**$ -**	**$ -**	**$ -**
		$ 474,900	**$ 701,379**	**$ 204,751**	**$ 1,381,030**

General Administration
All Funds Summary
Fiscal Year 2022-23

Account	Account Title	IDS Fund	Overhead Fund	Paid Time Off	Grand Total
501010	Perm Salaries-Misc-Regular	$ -	$ 16,317,759	$ 5,205,000	$ 21,522,759
505010	Temp Misc Regular Salaries	$ -	$ 658,397	$ -	$ 658,397
509010	Premium Pay - Misc	$ -	$ 16,559	$ -	$ 16,559
511010	Overtime - Scheduled Misc	$ -	$ 7,572	$ -	$ 7,572
		$ -	**$ 17,000,287**	**$ 5,205,000**	**$ 22,205,287**
506070	Programmatic Projects-Budget	$ -	$ -	$ -	$ -
		$ -	**$ -**	**$ -**	**$ -**
513010	Retire City Misc	$ -	$ 3,180,042	$ -	$ 3,180,042
514010	Social Security (OASDI & HI)	$ -	$ 966,084	$ -	$ 966,084
514020	Social Sec-Medicare(HI Only)	$ -	$ 246,506	$ -	$ 246,506
515010	Health Service-City Match	$ -	$ 658,572	$ -	$ 658,572
515020	Retiree Health-Match-Prop B	$ -	$ 742,864	$ -	$ 742,864
515030	RetireeHlthCare-CityMatchPropC	$ -	$ 251,060	$ -	$ 251,060
515510	Health Service-Admin Cost	$ -	$ 354,811	$ -	$ 354,811
515610	Health Service-Retiree Subsidy	$ -	$ 10,336,438	$ -	$ 10,336,438
515710	Dependent Coverage	$ -	$ 1,712,837	$ -	$ 1,712,837
516010	Dental Coverage	$ -	$ 190,421	$ -	$ 190,421
517010	Unemployment Insurance	$ -	$ 17,003	$ 5,205	$ 22,208
519110	Flexible Benefit Package	$ -	$ 138,667	$ -	$ 138,667
519120	Long Term Disability Insurance	$ -	$ 44,215	$ 20,352	$ 64,567
		$ -	**$ 18,839,520**	**$ 25,557**	**$ 18,865,077**
520100	Overhead Recovery	$ -	$ (61,064,764)	$ (5,025,805)	$ (66,090,569)
520190	Department Overhead	$ 392,936	$ -	$ -	$ 392,936
520290	Division Overhead	$ -	$ -	$ -	$ -
520990	Other Overhead Charges	$ 103,503	$ -	$ -	$ 103,503
		$ 496,440	**$ (61,064,764)**	**$ (5,025,805)**	**$ (65,594,130)**
521030	Air Travel - Employees	$ -	$ -	$ -	$ -
521050	Non-Air Travel - Employees	$ -	$ -	$ -	$ -
522000	Training - Budget	$ -	$ 167,700	$ -	$ 167,700
524010	Membership Fees	$ -	$ 29,513	$ -	$ 29,513
527000	Prof & Specialized Svcs-Bdgt	$ -	$ 458,000	$ -	$ 458,000
527610	Systems Consulting Services	$ -	$ 1,422,500	$ -	$ 1,422,500
528010	Scavenger Services	$ -	$ 18,000	$ -	$ 18,000
529110	Dp-Wp Equipment Maint	$ -	$ 79,113	$ -	$ 79,113
535000	Other Current Expenses - Bdgt	$ -	$ 497,754	$ -	$ 497,754
535960	Software Licensing Fees	$ -	$ 1,809,599	$ -	$ 1,809,599
		$ -	**$ 4,482,179**	**$ -**	**$ 4,482,179**
540000	Materials & Supplies-Budget	$ -	$ 30,000	$ -	$ 30,000
549210	Data Processing Supplies	$ -	$ 750,000	$ -	$ 750,000
		$ -	**$ 780,000**	**$ -**	**$ 780,000**
560000	Equipment Purchase-Budget	$ -	$ -	$ -	$ -
560610	Data Processing Equipment	$ -	$ -	$ -	$ -
		$ -	**$ -**	**$ -**	**$ -**
500010	Facilities Maintenance-Budget	$ -	$ -	$ -	$ -
		$ -	**$ -**	**$ -**	**$ -**
581013	GF-PUC-Ueb	$ -	$ -	$ -	$ -
581067	Sr-DPW-Building Repair	$ -	$ 110,166	$ -	$ 110,166
581083	ADM-Real Estate 49 SVN Rent	$ -	$ 1,738,520	$ -	$ 1,738,520
581120	GF-Con-Financial Systems	$ -	$ 558,466	$ -	$ 558,466
581130	GF-Con-Internal Audits	$ -	$ 364,513	$ -	$ 364,513
581140	DT Technology Projects	$ -	$ 74,487	$ -	$ 74,487
581160	GF-Adm-General(AAO)	$ -	$ 6,258,991	$ -	$ 6,258,991

General Administration
All Funds Summary
Fiscal Year 2022-23

Account	Account Title	IDS Fund	Overhead Fund	Paid Time Off	Grand Total
581210	DT Technology Infrastructure	$ -	$ 3,113,596	$ -	$ 3,113,596
581245	GF-CON-Information System Ops	$ -	$ 1,570,303	$ -	$ 1,570,303
581270	GF-City Attorney-Legal Service	$ -	$ 636,000	$ -	$ 636,000
581280	DT SFGov TV Services	$ -	$ 10,000	$ -	$ 10,000
581325	DT Enterprise Tech Contracts	$ -	$ 522,835	$ -	$ 522,835
581350	GF-Emergency Communications	$ -	$ 10,247	$ -	$ 10,247
581360	DT Telecommunications Services	$ -	$ 212,036	$ -	$ 212,036
581460	GF-HR-Workers' Comp Claims	$ -	$ 3,988,497	$ -	$ 3,988,497
581520	Ef-SFGH-Medical Service	$ -	$ 5,500	$ -	$ 5,500
581580	GF-Chs-Toxic Waste&Haz Mat Svc	$ -	$ 325,614	$ -	$ 325,614
581650	Leases Paid To Real Estate	$ -	$ -	$ -	$ -
581660	GF-Chf-Youth Works	$ -	$ 25,200	$ -	$ 25,200
581710	Is-Purch-Centrl Shop-AutoMaint	$ -	$ 11,287	$ -	$ 11,287
581730	Is-Purch-Vehicle Leasing (AAO)	$ -	$ -	$ -	$ -
581740	Is-Purch-Centrl Shop-FuelStock	$ -	$ 2,839	$ -	$ 2,839
581750	GF-Purch-General Office	$ -	$ 401,436	$ -	$ 401,436
581790	GF-Purch-Mail Services	$ -	$ -	$ -	$ -
581810	Is-GSA-Flet Pol-CarsHRe Vehcle	$ -	$ -	$ -	$ -
581820	Is-Purch-Reproduction	$ -	$ 83,041	$ -	$ 83,041
581870	GF-City Hall Fellows Program	$ -	$ -	$ -	$ -
		$ -	**$ 20,023,574**	**$ -**	**$ 20,023,574**
598040	Designated For General Reserve	$ -	$ 69,767	$ -	$ 69,767
		$ -	**$ 69,767**	**$ -**	**$ 69,767**
		$ 496,440	**$ 130,564**	**$ 204,752**	**$ 831,755**

General Administration
Position Summary
Fiscal Year 2021-22

Job Class ID	Job Class Title	10040 IDS Fund FTE	10040 IDS Fund Amount	13920 Overhead Fund FTE	13920 Overhead Fund Amount	Total FTE	Total Amount
0922	Manager I	1.00	$ -	5.00	$ 726,255	6.00	$ 726,255
0922	Manager I	(1.00)	$ -	-	$ -	(1.00)	$ -
0923	Manager II	-	$ -	2.00	$ 311,862	2.00	$ 311,862
0931	Manager III	-	$ -	3.00	$ 504,364	3.00	$ 504,364
0932	Manager IV	-	$ -	5.00	$ 902,355	5.00	$ 902,355
0933	Manager V	-	$ -	3.00	$ 584,025	3.00	$ 584,025
0941	Manager VI	-	$ -	3.00	$ 626,877	3.00	$ 626,877
0954	Deputy Director IV	-	$ -	4.00	$ 951,380	4.00	$ 951,380
0964	Department Head IV	-	$ -	1.00	$ 273,224	1.00	$ 273,224
1042	IS Engineer-Journey	-	$ -	3.00	$ 442,272	3.00	$ 442,272
1043	IS Engineer-Senior	-	$ -	1.00	$ 163,404	1.00	$ 163,404
1044	IS Engineer-Principal	-	$ -	3.00	$ 567,966	3.00	$ 567,966
1051	IS Business Analyst-Assistant	-	$ -	2.00	$ 205,435	2.00	$ 205,435
1052	IS Business Analyst	-	$ -	2.00	$ 237,925	2.00	$ 237,925
1053	IS Business Analyst-Senior	2.00	$ -	8.00	$ 1,101,800	10.00	$ 1,101,800
1054	IS Business Analyst-Principal	3.00	$ -	7.00	$ 1,201,893	10.00	$ 1,201,893
1070	IS Project Director	1.00	$ -	4.00	$ 757,288	5.00	$ 757,288
1091	IT Operations Support Administrator I	-	$ -	1.00	$ 76,852	1.00	$ 76,852
1092	IT Operations Support Administrator II	-	$ -	2.00	$ 180,576	2.00	$ 180,576
1093	IT Operations Support Administrator III	-	$ -	3.00	$ 329,299	3.00	$ 329,299
1094	IT Operations Support Administrator IV	-	$ -	3.00	$ 400,216	3.00	$ 400,216
1095	IT Operations Support Administrator V	-	$ -	1.00	$ 143,582	1.00	$ 143,582
1250	Recruiter	-	$ -	1.00	$ 130,808	1.00	$ 130,808
1250	Recruiter	-	$ -	(1.00)	$ (130,808)	(1.00)	$ (130,808)
1312	Public Information Officer	3.00	$ -	1.00	$ 99,113	4.00	$ 99,113
1312	Public Information Officer	(1.00)	$ -	-	$ -	(1.00)	$ -
1312	Public Information Officer	(1.00)	$ -	-	$ -	(1.00)	$ -
1312	Public Information Officer	(1.00)	$ -	-	$ -	(1.00)	$ -
1314	Public Relations Officer	2.00	$ -	1.00	$ 127,231	3.00	$ 127,231
1314	Public Relations Officer	(1.00)	$ -	-	$ -	(1.00)	$ -
1314	Public Relations Officer	(1.00)	$ -	-	$ -	(1.00)	$ -
1326	Customer Service Agent Supervisor	-	$ -	1.00	$ 102,505	1.00	$ 102,505
1402	Junior Clerk	-	$ -	-	$ -	-	$ -
1404	Clerk	-	$ -	3.00	$ 199,154	3.00	$ 199,154
1426	Senior Clerk Typist	-	$ -	-	$ -	-	$ -
1450	Executive Secretary I	-	$ -	1.00	$ 90,924	1.00	$ 90,924
1452	Executive Secretary II	-	$ -	-	$ -	-	$ -
1632	Senior Account Clerk	-	$ -	3.00	$ 247,413	3.00	$ 247,413
1634	Principal Account Clerk	-	$ -	-	$ -	-	$ -
1652	Accountant II	-	$ -	4.00	$ 398,043	4.00	$ 398,043
1654	Accountant III	-	$ -	4.00	$ 481,785	4.00	$ 481,785
1657	Accountant IV	-	$ -	4.00	$ 599,555	4.00	$ 599,555
1820	Junior Administrative Analyst	-	$ -	11.00	$ 898,432	11.00	$ 898,432
1820	Junior Administrative Analyst	-	$ -	(1.00)	$ (81,676)	(1.00)	$ (81,676)
1822	Administrative Analyst	-	$ -	22.00	$ 2,362,975	22.00	$ 2,362,975
1823	Senior Administrative Analyst	-	$ -	11.00	$ 1,376,797	11.00	$ 1,376,797
1824	Principal Administrative Analyst	-	$ -	6.00	$ 869,440	6.00	$ 869,440
1824	Principal Administrative Analyst	-	$ -	1.00	$ 144,907	1.00	$ 144,907
1825	Principal Administrative Analyst II	-	$ -	2.00	$ 341,914	2.00	$ 341,914
1840	Junior Management Assistant	-	$ -	1.00	$ 87,082	1.00	$ 87,082
1842	Management Assistant	-	$ -	1.00	$ 98,848	1.00	$ 98,848
1842	Management Assistant	-	$ -	1.00	$ 98,848	1.00	$ 98,848
1932	Assistant Storekeeper	-	$ -	1.50	$ 99,378	1.50	$ 99,378
1934	Storekeeper	-	$ -	1.00	$ 72,665	1.00	$ 72,665
1936	Senior Storekeeper	-	$ -	2.00	$ 154,871	2.00	$ 154,871
5320	Illustrator And Art Designer	-	$ -	1.00	$ 102,055	1.00	$ 102,055
5330	Graphics Supervisor	-	$ -	1.00	$ 107,169	1.00	$ 107,169
5408	Coordinator of Citizen Involvement	-	$ -	1.00	$ 137,645	1.00	$ 137,645
6315	Cost Estimator	-	$ -	2.00	$ 269,991	2.00	$ 269,991
6318	Construction Inspector	-	$ -	-	$ -	-	$ -
7108	Heavy Equipment Operations Assistant Supervisor	-	$ -	2.00	$ 255,786	2.00	$ 255,786
7208	Heavy Equipment Operations Supervisor	-	$ -	1.00	$ 134,333	1.00	$ 134,333
7262	Maintenance Planner	-	$ -	1.00	$ 138,046	1.00	$ 138,046
8207	Building And Grounds Patrol Officer	-	$ -	1.00	$ 77,435	1.00	$ 77,435
9251	Public Relations Manager	-	$ -	1.00	$ 172,733	1.00	$ 172,733

General Administration
Position Summary
Fiscal Year 2022-23

Job Class ID	Job Class Title	10040 IDS Fund FTE	10040 IDS Fund Amount	13920 Overhead Fund FTE	13920 Overhead Fund Amount	Total FTE	Total Amount
0922	Manager I	1.00	$ -	5.00	$ 762,505	6.00	$ 762,505
0922	Manager I	(1.00)	$ -	-	$ -	(1.00)	$ -
0923	Manager II	-	$ -	2.00	$ 327,428	2.00	$ 327,428
0931	Manager III	-	$ -	3.00	$ 529,538	3.00	$ 529,538
0932	Manager IV	-	$ -	5.00	$ 947,394	5.00	$ 947,394
0933	Manager V	-	$ -	3.00	$ 613,177	3.00	$ 613,177
0941	Manager VI	-	$ -	3.00	$ 658,167	3.00	$ 658,167
0954	Deputy Director IV	-	$ -	4.00	$ 998,864	4.00	$ 998,864
0964	Department Head IV	-	$ -	1.00	$ 286,861	1.00	$ 286,861
1042	IS Engineer-Journey	-	$ -	3.00	$ 464,348	3.00	$ 464,348
1043	IS Engineer-Senior	-	$ -	1.00	$ 171,560	1.00	$ 171,560
1044	IS Engineer-Principal	-	$ -	3.00	$ 596,315	3.00	$ 596,315
1051	IS Business Analyst-Assistant	-	$ -	2.00	$ 215,689	2.00	$ 215,689
1052	IS Business Analyst	-	$ -	2.00	$ 249,800	2.00	$ 249,800
1053	IS Business Analyst-Senior	2.00	$ -	8.00	$ 1,156,794	10.00	$ 1,156,794
1054	IS Business Analyst-Principal	3.00	$ -	7.00	$ 1,261,883	10.00	$ 1,261,883
1070	IS Project Director	1.00	$ -	4.00	$ 795,088	5.00	$ 795,088
1091	IT Operations Support Administrator I	-	$ -	1.00	$ 80,688	1.00	$ 80,688
1092	IT Operations Support Administrator II	-	$ -	2.00	$ 189,590	2.00	$ 189,590
1093	IT Operations Support Administrator III	-	$ -	3.00	$ 345,736	3.00	$ 345,736
1094	IT Operations Support Administrator IV	-	$ -	3.00	$ 420,192	3.00	$ 420,192
1095	IT Operations Support Administrator V	-	$ -	1.00	$ 150,749	1.00	$ 150,749
1250	Recruiter	-	$ -	1.00	$ 137,337	1.00	$ 137,337
1250	Recruiter	-	$ -	(1.00)	$ (137,337)	(1.00)	$ (137,337)
1312	Public Information Officer	3.00	$ -	1.00	$ 104,060	4.00	$ 104,060
1312	Public Information Officer	(1.00)	$ -	-	$ -	(1.00)	$ -
1312	Public Information Officer	(1.00)	$ -	-	$ -	(1.00)	$ -
1312	Public Information Officer	(1.00)	$ -	-	$ -	(1.00)	$ -
1314	Public Relations Officer	2.00	$ -	1.00	$ 133,581	3.00	$ 133,581
1314	Public Relations Officer	(1.00)	$ -	-	$ -	(1.00)	$ -
1314	Public Relations Officer	(1.00)	$ -	-	$ -	(1.00)	$ -
1326	Customer Service Agent Supervisor	-	$ -	1.00	$ 107,622	1.00	$ 107,622
1402	Junior Clerk	-	$ -	-	$ -	-	$ -
1404	Clerk	-	$ -	3.00	$ 209,095	3.00	$ 209,095
1426	Senior Clerk Typist	-	$ -	-	$ -	-	$ -
1450	Executive Secretary I	-	$ -	1.00	$ 95,463	1.00	$ 95,463
1452	Executive Secretary II	-	$ -	-	$ -	-	$ -
1632	Senior Account Clerk	-	$ -	3.00	$ 259,761	3.00	$ 259,761
1634	Principal Account Clerk	-	$ -	-	$ -	-	$ -
1652	Accountant II	-	$ -	4.00	$ 417,911	4.00	$ 417,911
1654	Accountant III	-	$ -	4.00	$ 505,834	4.00	$ 505,834
1657	Accountant IV	-	$ -	4.00	$ 629,481	4.00	$ 629,481
1820	Junior Administrative Analyst	-	$ -	11.00	$ 943,275	11.00	$ 943,275
1820	Junior Administrative Analyst	-	$ -	(1.00)	$ (85,753)	(1.00)	$ (85,753)
1822	Administrative Analyst	-	$ -	22.00	$ 2,480,918	22.00	$ 2,480,918
1823	Senior Administrative Analyst	-	$ -	11.00	$ 1,445,517	11.00	$ 1,445,517
1824	Principal Administrative Analyst	-	$ -	6.00	$ 912,836	6.00	$ 912,836
1824	Principal Administrative Analyst	-	$ -	1.00	$ 152,139	1.00	$ 152,139
1825	Principal Administrative Analyst II	-	$ -	2.00	$ 358,980	2.00	$ 358,980
1840	Junior Management Assistant	-	$ -	1.00	$ 91,428	1.00	$ 91,428
1842	Management Assistant	-	$ -	1.00	$ 103,782	1.00	$ 103,782
1842	Management Assistant	-	$ -	1.00	$ 103,782	1.00	$ 103,782
1932	Assistant Storekeeper	-	$ -	1.50	$ 104,338	1.50	$ 104,338
1934	Storekeeper	-	$ -	1.00	$ 76,292	1.00	$ 76,292
1936	Senior Storekeeper	-	$ -	2.00	$ 162,601	2.00	$ 162,601
5320	Illustrator And Art Designer	-	$ -	1.00	$ 107,148	1.00	$ 107,148
5330	Graphics Supervisor	-	$ -	1.00	$ 112,519	1.00	$ 112,519
5408	Coordinator of Citizen Involvement	-	$ -	1.00	$ 144,516	1.00	$ 144,516
6315	Cost Estimator	-	$ -	2.00	$ 283,467	2.00	$ 283,467
6318	Construction Inspector	-	$ -	-	$ -	-	$ -
7108	Heavy Equipment Operations Assistant Supervisor	-	$ -	2.00	$ 268,552	2.00	$ 268,552
7208	Heavy Equipment Operations Supervisor	-	$ -	1.00	$ 141,038	1.00	$ 141,038
7262	Maintenance Planner	-	$ -	1.00	$ 145,302	1.00	$ 145,302
8207	Building And Grounds Patrol Officer	-	$ -	1.00	$ 81,300	1.00	$ 81,300
9251	Public Relations Manager	-	$ -	1.00	$ 181,354	1.00	$ 181,354
9991	One Day Adjustment - Misc	-	$ -	-	$ 62,397	-	$ 62,397
9991	One Day Adjustment - Misc	-	$ -	-	$ 399	-	$ 399
9991	One Day Adjustment - Misc	-	$ -	-	$ (330)	-	$ (330)

General Administration
Position Summary
Fiscal Year 2022-23

Job Class ID	Job Class Title	10040 IDS Fund FTE	10040 IDS Fund Amount	13920 Overhead Fund FTE	13920 Overhead Fund Amount	Total FTE	Total Amount
9991	**One Day Adjustment - Misc**	-	$ -	-	$ 57	-	$ 57
9993	**Attrition Savings - Miscellaneous**	-	$ -	(11.55)	$ (1,646,988)	(11.55)	$ (1,646,988)
9996	**Estimated Project Funding - Misc**	-	$ -	-	$ (3,861,886)	-	$ (3,861,886)
OVER	**Overtime - Miscellaneous**	-	$ -	-	$ 7,572	-	$ 7,572
PREM	**Premium Pay - Miscellaneous**	-	$ -	-	$ 16,559	-	$ 16,559
STEP	**Step Adjustments, Miscellaneous**	-	$ -	-	$ (236,390)	-	$ (236,390)
TEMP	**Temporary - Miscellaneous**	-	$ -	5.60	$ 658,397	5.60	$ 658,397
		6.00	**$ -**	**152.55**	**$ 17,000,292**	**158.55**	**$ 17,000,292**

General Administration
Budget Line Item Summary
Inter-Departmental Services Fund

Expenditure Budget

Description of Services:

DPW's Interdepartmental (ID) Work Order budget within General Administration includes a total of eleven positions - five positions in IT and six positions in Public Affairs. The IT staff support various departments, including the Airport and Public Library. These client Departments have requested the set up and maintenance of electronic systems modeled on existing Public Works systems, such MyTime. All costs will be directly charged to projects for direct services provided to these departments. The Public Affairs Construction Outreach team provides essential information to residents, businesses, elected officials and other constituencies about upcoming and ongoing construction projects. All costs will be directly charge to projects.

Number of Permanent Positions:

Total permanent budgeted FTE positions:	6.00
Total increase (decrease) of permanent budgeted FTE positions:	(6.00)

Position Reassignment

FTE	Job Class	Job Class Title	From	To	Reference No.
(1.00)	922	Manager I	GEN-IDS	IDC-IDS	1116152
(1.00)	1312	Public Information Officer	GEN-IDS	IDC-IDS	1134134
(1.00)	1312	Public Information Officer	GEN-IDS	IDC-IDS	1125454
(1.00)	1312	Public Information Officer	GEN-IDS	IDC-IDS	1127374
(1.00)	1314	Public Relations Officer	GEN-IDS	IDC-IDS	1097055
(1.00)	1314	Public Relations Officer	GEN-IDS	IDC-IDS	1134125

Account		Approved FY 2020-21	Base FY 2021-22	Public Works FY 2021-22	Mayor FY 2021-22	Board of Supervisors FY 2021-22	Board of Supervisors FY 2022-23
501010	Permanent Salaries	$ -	$ -	$ -	$ -	$ -	$ -

Account		Approved FY 2020-21	Base FY 2021-22	Public Works FY 2021-22	Mayor FY 2021-22	Board of Supervisors FY 2021-22	Board of Supervisors FY 2022-23
513000	Mandatory Fringe Benefits	$ -	$ -	$ -	$ -	$ -	$ -

Account		Approved FY 2020-21	Base FY 2021-22	Public Works FY 2021-22	Mayor FY 2021-22	Board of Supervisors FY 2021-22	Board of Supervisors FY 2022-23
520190	Overhead	$ 346,819	$ 355,143	$ 377,117	$ -	$ -	$ 392,936

General Administration
Budget Line Item Summary
Overhead Fund

Expenditure Budget

Description of Services:

The General Administration Division provides administrative support for over 1,600 employees in eight bureaus. This includes Department strategic leadership and management, emergency planning, contract administration, procurement; accounting, financial planning and budget preparation, performance management and Public WorksSTAT, information technology, Public Works University, and public affairs.

Number of Permanent Positions:

Total permanent budgeted FTE positions:	158.50
Total increase (decrease) of permanent budgeted FTE positions:	-

Position Reassignment

FTE	Job Class	Job Class Title	From	To	Reference No.
(1.00)	1820	Junior Administrative Analyst	GEN-OHF	BDC-IDS	1144650
1.00	1842	Management Assistant	BDC-OHF	GEN-OHF	1124936

Position Substitution

FTE	From Job Class	Job Class Title	To Job Class	Job Class Title	Reference No.
1.00	1250	Recruiter	1824	Pr Administrative Analyst	1131318

Account		Approved FY 2020-21	Base FY 2021-22	Public Works FY 2021-22	Mayor FY 2021-22	Board of Supervisors FY 2021-22	Board of Supervisors FY 2022-23
501010	**Permanent Salaries**	$ 14,938,538	$ 16,091,600	$ 15,551,476	$ -	$ -	$ 16,317,764

Account		Approved FY 2020-21	Base FY 2021-22	Public Works FY 2021-22	Mayor FY 2021-22	Board of Supervisors FY 2021-22	Board of Supervisors FY 2022-23
505010	**Temporary Salaries**	$ 658,397	$ 658,397	$ 658,397	$ -	$ -	$ 658,397

Classification	Total	Temporary Pay Purpose
1452	20,695	Executive secretary Prop F.
1314	25,869	Funding for 1314 (in ID budget) when working on Overhead activities.
1844	25,869	For as-needed Public Works front office coverage
9922	10,347	Public Works University - Intern
9922	258,686	To assist with Help Desk Team, Applications Team and Application Support Team
1654	25,869	Additional Accounting support to meet year end close deadlines.
1822	10,347	To provide additional accounting support for large capital projects.
1632	10,347	To provide back-up to permanent staff during peak business period
Various	141,023	Mentorship program
Various	129,343	0.5 FTE Estimator for DDO, budgeted in BBR

Account		Approved FY 2020-21	Base FY 2021-22	Public Works FY 2021-22	Mayor FY 2021-22	Board of Supervisors FY 2021-22	Board of Supervisors FY 2022-23
509010	**Premium Pay**	$ 16,559	$ 16,559	$ 16,559	$ -	$ -	$ 16,559

The following classes are entitled to premium pay per MOU agreements:

Classification	Hourly Rate	Hours	Subtotal	Premium Pay Type
Various	.30/hr.	1,768	2,650	Longevity Premium - 5 employees
Various	.75/hr.	1,768	1,326	Bi-lingual pay
Various	various	1,760	6,252	Lead Pay
8207	various	1,760	6,331	Night premium

Account		Approved FY 2020-21	Base FY 2021-22	Public Works FY 2021-22	Mayor FY 2021-22	Board of Supervisors FY 2021-22	Board of Supervisors FY 2022-23
511010	**Overtime Pay**	$ 7,572	$ 7,572	$ 7,572	$ -	$ -	$ 7,572

Classification	Hourly Rate	Hours	Subtotal	Purpose
1936	52.93	72	3,786	To provide additional access to the operations store at the Yard
1454	74.28	31	2,272	To meet unanticipated DIR clerical deadlines.
Various	Various	Various	1,514	To perform off-hours computer services activities.

Account		Approved FY 2020-21	Base FY 2021-22	Public Works FY 2021-22	Mayor FY 2021-22	Board of Supervisors FY 2021-22	Board of Supervisors FY 2022-23
513000	**Mandatory Fringe Benefits**	$ 17,460,142	$ 18,398,258	$ 18,242,175	$ -	$ -	$ 18,839,520

Account		Approved FY 2020-21	Base FY 2021-22	Public Works FY 2021-22	Mayor FY 2021-22	Board of Supervisors FY 2021-22	Board of Supervisors FY 2022-23
520100	**Overhead Recovery**	$ (55,928,063)	$ (57,332,094)	$ (58,573,510)	$ -	$ -	$ (61,064,765)

Account		Approved FY 2020-21	Base FY 2021-22	Public Works FY 2021-22	Mayor FY 2021-22	Board of Supervisors FY 2021-22	Board of Supervisors FY 2022-23
521030	**Air Travel - Employees**	$ 3,961	$ 13,986	$ -	$ -	$ -	$ -

Suspension of all travel.

Account		Approved FY 2020-21	Base FY 2021-22	Public Works FY 2021-22	Mayor FY 2021-22	Board of Supervisors FY 2021-22	Board of Supervisors FY 2022-23
521050	**Non Air Travel - Employees**	$ 41,394	$ 61,394	$ -	$ -	$ -	$ -

Suspension of all travel.

General Administration
Budget Line Item Summary
Overhead Fund

Account		Approved FY 2020-21	Base FY 2021-22	Public Works FY 2021-22	Mayor FY 2021-22	Board of Supervisors FY 2021-22	Board of Supervisors FY 2022-23
522000	**Training**	$ 182,100	$ 200,100	$ 164,700	$ -	$ -	$ 167,700

FY 2020-21	FY 2021-22	FY 2022-23	Description	Division	Office
-	100,000	100,000	Coaching	DDO	DDO
70,000	-	-	Driver's Training	DDO	DDO
1,000	1,000	1,000	Construction Trainings	DDOFFMA	Contracts
2,500	2,500	2,500	Contracting Trainings	DDOFFMA	Contracts
10,000	2,500	2,500	Staff Training	DDOFFMA	Contracts
4,300	2,500	2,500	Accounting Trainings	DDOFFMA	Finance
1,800	2,500	2,500	Budget Trainings	DDOFFMA	Finance
1,000	-	-	Leadership Trainings	DDOFFMA	Finance
10,000	10,000	10,000	Azure Training	DDOFFMA	IT
6,000	6,000	6,000	Business Analysis Training	DDOFFMA	IT
5,000	5,000	5,000	CompTIA A+ Certification	DDOFFMA	IT
9,000	-	-	Continue Education Training - Azure, Windows 2016/2019, Car	DDOFFMA	IT
4,000	-	-	DataAdvantage for Directory Services & IDU Analytics	DDOFFMA	IT
10,000	-	3,000	Database Trainings	DDOFFMA	IT
15,000	6,000	6,000	ITIL Training & Certification	DDOFFMA	IT
6,000	-	-	Microsoft Project Server - End User Training	DDOFFMA	IT
4,000	-	-	Mobile Device Management Training	DDOFFMA	IT
-	5,000	5,000	PW Integration Hub Training Dev/Admin	DDOFFMA	IT
7,500	7,500	7,500	Security Training	DDOFFMA	IT
3,000	-	-	SQL Databases	DDOFFMA	IT
10,000	10,000	10,000	Emergency Trainings	DIR	Emrg Mgmt
2,000	2,000	2,000	LearnIt - Computer Classes	DIR	University
-	2,200	2,200	Staff Training - Quest Conferences in April for 2	DIR	Performance

Account		Approved FY 2020-21	Base FY 2021-22	Public Works FY 2021-22	Mayor FY 2021-22	Board of Supervisors FY 2021-22	Board of Supervisors FY 2022-23
524010	**Membership Fees**	$ 30,298	$ 30,798	$ 29,513	$ -	$ -	$ 29,513

FY 2020-21	FY 2021-22	FY 2022-23	Description	Division	Office
350	-	-	Alpha Lamba International Institute	DDB	DDB
835	-	-	American Institute of Architects	DDB	DDB
500	-	-	Design-Build Institute	DDB	DDB
420	420	420	American Society of Civil Engineers	DDI	DDI
420	420	420	APWA Membership	DDI	DDI
150	150	150	Professional Engineer License	DDI	DDI
1,075	1,075	1,075	National Contracts Management Association	DDOFFMA	Contracts
930	930	930	American Institute of Certified Public Accountants (AICPA)	DDOFFMA	Finance
300	300	300	Government Finance Officers Association (GFOA) - Organizatio	DDOFFMA	Finance
11,000	11,900	11,900	Gartner	DDOFFMA	IT
500	500	500	Institute of Electrical and Electronic Engineers	DDOFFMA	IT
315	315	315	Project Management Institute (PMI)	DDOFFMA	IT
3,122	3,122	3,122	American Public Works Assoc.	DIR	DIR
307	307	307	American Society of Landscape Architects	DIR	DIR
3,469	3,469	3,469	Bay Area Ridge Trail Council	DIR	DIR
3,828	3,828	3,828	County Engineers Association of California	DIR	DIR
2,776	2,776	2,776	SPUR Membership	DIR	DIR

General Administration
Budget Line Item Summary
Overhead Fund

Account		Approved FY 2020-21	Base FY 2021-22	Public Works FY 2021-22	Mayor FY 2021-22	Board of Supervisors FY 2021-22	Board of Supervisors FY 2022-23
527000	**Professional Services**	$ 404,100	$ 512,377	$ 458,000	$ -	$ -	$ 458,000

FY 2020-21	FY 2021-22	FY 2022-23	Description	Division	Office
87,077	100,000	100,000	Organization Development and Coaching	DDOFFMA	Finance
111,523	128,000	128,000	Baldrige Framework and Consulting	DIR	Performance
50,000	100,000	100,000	Candlehill for all PW	DIR	University
35,500	35,000	35,000	Consultants for Training	DIR	University
25,000	-		PM Training	DIR	University
95,000	95,000	95,000	Situational Leadership Training	DIR	University

Account		Approved FY 2020-21	Base FY 2021-22	Public Works FY 2021-22	Mayor FY 2021-22	Board of Supervisors FY 2021-22	Board of Supervisors FY 2022-23
527610	**Systems Consulting Svcs**	$ 1,088,195	$ 1,309,445	$ 1,100,000	$ -	$ -	$ 1,422,500

FY 2020-21	FY 2021-22	FY 2022-23	Product	Division	Office
17,500	8,750	16,625	Advance Document Management	DDB	IT
52,500	35,000	52,500	Capital Project Lifecycle	DDB	IT
8,750	43,750	43,750	EPM	DDB	IT
32,500	16,250	30,875	Advance Document Management	DDI	IT
97,500	65,000	97,500	Capital Project Lifecycle	DDI	IT
25,000	-	-	Curb Ramp System Refresh	DDI	IT
16,250	81,250	81,250	EPM	DDI	IT
100,000	100,000	100,000	CMMS	DDO	IT
50,000	50,000	50,000	BI Extract	DDOFFMA	IT
90,000	250,000	250,000	Enterprise Asset Management	DDOFFMA	IT
-	150,000	200,000	GIS Enhancement and Business Process Improvement	DDOFFMA	IT
100,000	-	100,000	Internal And External PEN Testing per COIT Security Framewor	DDOFFMA	IT
100,000	50,000	50,000	IT Services	DDOFFMA	IT
100,000	50,000	50,000	IT Services - Infrastructure	DDOFFMA	IT
100,000	100,000	100,000	PW Integration Hub Replacement	DDOFFMA	IT
100,000	-	100,000	Security remediation	DDOFFMA	IT
50,000	50,000	50,000	Technical Support Consulting	DDOFFMA	IT
48,195	50,000	50,000	Public Works Website	DIR	IT

Account		Approved FY 2020-21	Base FY 2021-22	Public Works FY 2021-22	Mayor FY 2021-22	Board of Supervisors FY 2021-22	Board of Supervisors FY 2022-23
528010	**Scavenger Services**	$ 18,000	$ 18,000	$ 18,000	$ -	$ -	$ 18,000

For garbage and recycle pick-up at Operations yard.

General Administration
Budget Line Item Summary
Overhead Fund

Account		Approved FY 2020-21	Base FY 2021-22	Public Works FY 2021-22	Mayor FY 2021-22	Board of Supervisors FY 2021-22	Board of Supervisors FY 2022-23
529110	**Equipment Maintenance**	$ 112,363	$ 104,226	$ 82,500	$ -	$ -	$ 79,113

FY 2020-21	FY 2021-22	FY 2022-23	Company	Division	Office
113	-	-	AudioCodes Media Gateway	DDOFFMA	IT
5,250	-	-	Celestix	DDOFFMA	IT
15,000	2,000	-	Cisco Equipment	DDOFFMA	IT
2,000	2,000	2,000	Data Center - Central Computers	DDOFFMA	IT
15,000	3,500	-	Dell Server/Blade Server	DDOFFMA	IT
75,000	75,000	77,113	Microsoft Premier Support	DDOFFMA	IT

Account		Approved FY 2020-21	Base FY 2021-22	Public Works FY 2021-22	Mayor FY 2021-22	Board of Supervisors FY 2021-22	Board of Supervisors FY 2022-23
535000	**Other Current Expenses**	$ 682,366	$ 672,366	$ 439,490	$ -	$ -	$ 367,190

FY 2020-21	FY 2021-22	FY 2022-23	Description	Division	Office
500	1,000	1,000	Misc. Other Currents	DDB	DDB
3,100	3,193	3,193	MTA Parking permits	DDB	DDB
-	1,000	1,000	Misc. Other Currents	DDI	DDI
3,100	3,193	3,193	MTA Parking permits	DDI	DDI
-	44,100	-	311 Service Call ADM-Initiative	DDO	IT
1,250	1,000	1,000	Daily Journal advertisement of bids	DDO	DDO
3,100	3,208	3,208	MTA Parking permits	DDO	DDO
65,000	-	-	Operations Mgmt Improvements	DDO	DDO
-	3,200	3,200	Copier	DDOFFMA	IT
-	1,380	1,380	GFOA Budget Award Application	DDOFFMA	Finance
-	25,000	25,000	Professional registration and licenses	DDOFFMA	Finance
4,000	-	-	Strategic Plan Session/ Report Out	DIR	Performance
	40,437	15,437	Miscellaneous operating costs, equipment and repairs	DIR	DIR
-	3,000	-	APWA Re-accreditation	DIR	DIR
32,000	5,000	5,000	Copy machine and other office machine rental	DIR	DIR
3,600	4,200	4,200	Garage for mail van	DIR	DIR
6,000	-	-	Mentorship Stipend	DIR	DIR
15,000	15,000	15,000	Misc. Other Currents	DIR	DIR
6,200	9,579	9,579	MTA Parking permits	DIR	DIR
15,000	15,000	15,000	Collaborative Partner Steering Committee	DIR	Public Affairs
2,000	-	-	Communication team entry fees	DIR	Public Affairs
1,000	1,000	1,000	Interpreters	DIR	Public Affairs
40,000	40,000	40,000	Language Access Line	DIR	Public Affairs
33,000	20,000	20,000	Misc. Other Currents and Media	DIR	Public Affairs
150,000	150,000	150,000	Racial Equity Consultant	DIR	Public Affairs
40,000	-	-	311 Service Call Initiative	DIR	Offma
150,000	50,000	50,000	Maintenance and repair of equipment and tenant improvemer	DIR	Offma
108,516	-	-	Printing reports, notification boards, and fair registrations	DIR	Offma

General Administration
Budget Line Item Summary
Overhead Fund

Account		Approved FY 2020-21	Base FY 2021-22	Public Works FY 2021-22	Mayor FY 2021-22	Board of Supervisors FY 2021-22	Board of Supervisors FY 2022-23
535960	**Software Licensing Fees**	$ 1,861,626	$ 2,116,696	$ 1,685,899	$ -	$ -	$ 1,809,599

FY 2020-21	FY 2021-22	FY 2022-23	Description	Division	Office
87,500	105,000	108,150	Capital Project & Construction Management Software	DDB	IT
35,000	-	35,000	Document Management Software License - TBD	DDB	IT
26,250	-	-	Microsoft Enterprise Agreement	DDB	IT
162,500	195,000	200,850	Capital Project & Construction Management Software	DDI	IT
65,000	-	65,000	Document Management Software License - TBD	DDI	IT
49,000	-	-	Microsoft Enterprise Agreement	DDI	IT
15,300	7,140	7,140	Tableau Desktop Pro. Licenses	DDI	IT
1,500	1,500	1,500	ExacqVision Surveyors Camera 14 licenses	DDO	IT
-	12,000	-	Hiperwall	DDO	IT
60,000	40,000	40,000	Infor Mobile License	DDO	IT
24,750	11,550	11,550	Tableau Desktop Pro. Licenses	DDO	IT
400	1,200	1,200	ActiveState Pro	DDOFFMA	IT
-	50,000	50,000	Additional GIS license	DDOFFMA	IT
1,450	1,500	1,500	AppAssure License	DDOFFMA	IT
3,000	2,500	2,500	Axure RX8	DDOFFMA	IT
5,000	5,000	5,000	CA Erwin Web Portal	DDOFFMA	IT
19,000	25,000	25,000	DataAdvantage for Directory Services & IDU Analytics	DDOFFMA	IT
1,000	500	500	EMCO Remote Shutdown License	DDOFFMA	IT
100,000	50,000	50,000	Enterprise Asset Management (EAM)	DDOFFMA	IT
-	-	22,500	Flex Analytics	DDOFFMA	IT
500	2,000	1,200	GoDaddy	DDOFFMA	IT
2,000	1,000	1,000	iMacros	DDOFFMA	IT
500,000	500,000	515,000	Infor (for CMMS)	DDOFFMA	IT
5,000	5,000	5,000	Jams Scheduler	DDOFFMA	IT
6,000	8,000	8,000	ManageEngine OPManager Plus	DDOFFMA	IT
150,000	120,000	200,000	Microsoft Azure	DDOFFMA	IT
99,750	230,000	230,000	Microsoft Enterprise Agreement	DDOFFMA	IT
4,400	-	-	Microsoft IT Pro Annual Phone Support	DDOFFMA	IT
5,600	8,000	8,000	Plurasight Annual Plus Subscription	DDOFFMA	IT
30,000	-	30,000	Privilege Account Management Software	DDOFFMA	IT
3,000	4,000	4,000	QUEST - SPOTLIGHT	DDOFFMA	IT
2,200	2,200	2,200	Quest Secure	DDOFFMA	IT
-	40,000	-	Redgate Software SQL Dev. Bundle	DDOFFMA	IT
50,000	60,000	70,000	ServiceNow	DDOFFMA	IT
4,000	4,000	4,000	Sharegate	DDOFFMA	IT
-	5,000	5,000	Smartsheet 10,000ft	DDOFFMA	IT
10,000	10,000	10,000	SnapComms	DDOFFMA	IT
3,500	3,500	3,500	SolarWinds Patch MGR PM 2000	DDOFFMA	IT
-	40,000	-	Sophos	DDOFFMA	IT
4,950	2,310	2,310	Tableau Desktop Pro. Licenses	DDOFFMA	IT
3,000	3,000	3,000	Taskfactory	DDOFFMA	IT
100,000	100,000	50,000	TBD - Integration Hub Software	DDOFFMA	IT
475	2,500	2,500	Team Org Chart	DDOFFMA	IT
3,100	2,500	2,500	TeamViewer	DDOFFMA	IT
1,000	-	-	Vankdyke - SecureCRT	DDOFFMA	IT
4,500	4,500	4,500	ViewNeo	DDOFFMA	IT
200,000	-	-	Learning Management Software	DIR	IT
6,000	6,000	6,000	Miscellaneous software licensing fees	DIR	IT
6,000	8,500	8,500	Various Software for Public Affairs	DIR	IT
-	6,000	6,000	Zoom Subscription	DIR	IT

General Administration
Budget Line Item Summary
Overhead Fund

Account		Approved FY 2020-21	Base FY 2021-22	Public Works FY 2021-22	Mayor FY 2021-22	Board of Supervisors FY 2021-22	Board of Supervisors FY 2022-23
540000	**Materials & Supplies**	$ 128,636	$ 123,636	$ 21,000	$ -	$ -	$ 30,000

FY 2020-21	FY 2021-22	FY 2022-23	Description	Division	Office
500	-	-	Misc. office supplies and paper	DDB	DDB
500	-	-	Misc. office supplies and paper	DDI	DDI
2,500	-	-	Building and materials supplies for the Yard Bureaus	DDO	DDO
5,000	5,000	5,000	Misc. safety materials, equipment and protective clothing	DDO	DDO
-	-	-	Ergonomic furniture	DDOFFMA	Finance
10,000	-	-	Misc. office supplies and paper	DDOFFMA	Finance
25,000	10,000	10,000	Misc. office supplies, paper, and ergonomic equipment	DDOFFMA	IT
-	-	-	Misc. office supplies and paper	DDOFFMA	Performance
10,250	-	-	Misc. office supplies and paper	DIR	DIR
3,800	5,000	5,000	Public Works Week Material	DIR	DIR
2,700	-	-	Public Works Week Recognition	DIR	DIR
4,800	-	-	Safety	DIR	DIR
5,000	-	-	Department Operations Center (DOC)	DIR	Emrg Mgmt
37,586	-	-	Ergonomic Workstations upgrades and configuration	DIR	Offma
5,000	1,000	-	Audio visual equipment	DIR	Public Affairs
16,000	-	10,000	Office Supplies	DIR	University

Account		Approved FY 2020-21	Base FY 2021-22	Public Works FY 2021-22	Mayor FY 2021-22	Board of Supervisors FY 2021-22	Board of Supervisors FY 2022-23
549210	**Data Processing Supplies**	$ 907,837	$ 807,837	$ 724,000	$ -	$ -	$ 750,000

Data processing supplies includes: purchase of standard desktop computers, laptops, monitors and related replacement hardware.

FY 2020-21	FY 2021-22	FY 2022-23	Description	Division	Office
121,964	163,624	169,500	Data processing hardware	DDB	IT
227,390	308,424	319,500	Data processing hardware	DDI	IT
398,160	118,736	123,000	Data processing hardware	DDO	IT
35,000	-	-	Key Watcher Software Update	DDO	IT
48,837	-	-	Computer Supplies	DDOFFMA	Finance
76,486	133,216	138,000	Data processing hardware	DIR	IT

Account		Approved FY 2020-21	Base FY 2021-22	Public Works FY 2021-22	Mayor FY 2021-22	Board of Supervisors FY 2021-22	Board of Supervisors FY 2022-23
581013	**PUC - Ueb**	$ -	$ -	$ -	$ -	$ -	$ -

For Project Pull, an internship in which high school students are paired with mentors in the profession of architecture, law, business, science, or engineering.

Account		Approved FY 2020-21	Base FY 2021-22	Public Works FY 2021-22	Mayor FY 2021-22	Board of Supervisors FY 2021-22	Board of Supervisors FY 2022-23
581067	**DPW-Building Repair**	$ 610,166	$ 610,166	$ 110,166	$ -	$ -	$ 110,166

As per performing department's recommendation.

General Administration
Budget Line Item Summary
Overhead Fund

Account		Approved FY 2020-21	Base FY 2021-22	Public Works FY 2021-22	Mayor FY 2021-22	Board of Supervisors FY 2021-22	Board of Supervisors FY 2022-23
581083	**ADM-Real Estate 49 SVN Rent**	$ 1,371,821	$ 1,371,821	$ 1,738,520	$ -	$ -	$ 1,738,520

As per performing department's recommendation.

Account		Approved FY 2020-21	Base FY 2021-22	Public Works FY 2021-22	Mayor FY 2021-22	Board of Supervisors FY 2021-22	Board of Supervisors FY 2022-23
581120	**CON - Financial Systems**	$ 531,264	$ 558,466	$ 558,466	$ -	$ -	$ 558,466

As per performing department's recommendation.

Account		Approved FY 2020-21	Base FY 2021-22	Public Works FY 2021-22	Mayor FY 2021-22	Board of Supervisors FY 2021-22	Board of Supervisors FY 2022-23
581083	**DT Technology Projects**	$ 1,371,821	$ 1,371,821	$ 1,738,520	$ -	$ -	$ 1,738,520

As per performing department's recommendation.

Account		Approved FY 2020-21	Base FY 2021-22	Public Works FY 2021-22	Mayor FY 2021-22	Board of Supervisors FY 2021-22	Board of Supervisors FY 2022-23
581130	**CON - Internal Audits**	$ 373,354	$ 364,513	$ 364,513	$ -	$ -	$ 364,513

Services for monitoring the level and effectiveness of services provided by the City to its residents as per Proposition C passed on November 4, 2003. As per performing department's recommendation.

Account		Approved FY 2020-21	Base FY 2021-22	Public Works FY 2021-22	Mayor FY 2021-22	Board of Supervisors FY 2021-22	Board of Supervisors FY 2022-23
581140	**DTIS - Isd Services**	$ 74,487	$ 74,487	$ 74,487	$ -	$ -	$ 74,487

Equipment and installation services. As per performing department's recommendation.

FY 2020-21	FY 2021-22	FY 2022-23	TIS-ISD SERVICES
71,987	71,987	71,987	ExpressRoute
2,500	2,500	2,500	Fi Web Vision

Account		Approved FY 2020-21	Base FY 2021-22	Public Works FY 2021-22	Mayor FY 2021-22	Board of Supervisors FY 2021-22	Board of Supervisors FY 2022-23
581160	**GSA - General**	$ 6,001,601	$ 6,180,421	$ 6,180,421	$ -	$ -	$ 6,258,991

FY 2020-21	FY 2021-22	FY 2022-23	Description
775,195	775,195	775,195	Central Office - 705006, share of the City Administrator's Office
5,226,406	5,483,796	5,483,796	HR Division - 705013, share of Personnel, Health & Safety and Training

General Administration
Budget Line Item Summary
Overhead Fund

Account		Approved FY 2020-21	Base FY 2021-22	Public Works FY 2021-22	Mayor FY 2021-22	Board of Supervisors FY 2021-22	Board of Supervisors FY 2022-23
581210	**TIS-ISD Infrastructure**	$ 3,013,217	$ 3,113,638	$ 3,113,638	$ -	$ -	$ 3,113,596

Radio communication and telecommunication infrastructure costs.

Account		Approved FY 2020-21	Base FY 2021-22	Public Works FY 2021-22	Mayor FY 2021-22	Board of Supervisors FY 2021-22	Board of Supervisors FY 2022-23
581245	**CON - Info Systems Ops**	$ 1,590,155	$ 1,570,303	$ 1,570,303	$ -	$ -	$ 1,570,303

For operations and maintenance of the City's HR and payroll systems (eMerge PeopleSoft System).

Account		Approved FY 2020-21	Base FY 2021-22	Public Works FY 2021-22	Mayor FY 2021-22	Board of Supervisors FY 2021-22	Board of Supervisors FY 2022-23
581270	**CAT - Legal Service**	$ 636,000	$ 636,000	$ 636,000	$ -	$ -	$ 636,000

Claims investigation by one Principal Investigator and an assistant. As-needed arbitration services for employment matters.

Account		Approved FY 2020-21	Base FY 2021-22	Public Works FY 2021-22	Mayor FY 2021-22	Board of Supervisors FY 2021-22	Board of Supervisors FY 2022-23
581280	**DTIS - SFGTV Service**	$ 10,000	$ 10,000	$ 10,000	$ -	$ -	$ 10,000

SF Gov TV services for various Public Works events.

Account		Approved FY 2020-21	Base FY 2021-22	Public Works FY 2021-22	Mayor FY 2021-22	Board of Supervisors FY 2021-22	Board of Supervisors FY 2022-23
581325	**Enterprise Agreement**	$ 498,059	$ 522,835	$ 522,835	$ -	$ -	$ 522,835

Share of the City's Enterprise Agreements.

Enterprise Agreements	FY 2020-21	FY 2021-22	FY 2022-23
Adobe	63,083	66,221	66,221
Adobe Creative Cloud	2,271	2,384	2,384
CommVault	36,866	38,700	38,700
Microsoft O365	164,928	173,133	173,133
ESRI	41,834	43,915	43,915
Various	189,077	198,482	198,482

Account		Approved FY 2020-21	Base FY 2021-22	Public Works FY 2021-22	Mayor FY 2021-22	Board of Supervisors FY 2021-22	Board of Supervisors FY 2022-23
581350	**Emergency Communications**	$ 10,247	$ 10,247	$ 10,247	$ -	$ -	$ 10,247

Radio Replacement as per performing department's recommendation.

General Administration
Budget Line Item Summary
Overhead Fund

Account		Approved FY 2020-21	Base FY 2021-22	Public Works FY 2021-22	Mayor FY 2021-22	Board of Supervisors FY 2021-22	Board of Supervisors FY 2022-23
581360	**TIS-Telephone**	$ 225,284	$ 212,036	$ 212,036	$ -	$ -	$ 212,036

As per performing department's recommendation.

Account		Approved FY 2020-21	Base FY 2021-22	Public Works FY 2021-22	Mayor FY 2021-22	Board of Supervisors FY 2021-22	Board of Supervisors FY 2022-23
581460	**DHR - Workers Compensation**	$ 3,872,327	$ 3,988,497	$ 3,988,497	$ -	$ -	$ 3,988,497

Bureau	FY 2020-21	FY 2021-22	FY 2022-23
DIR	78,452	80,806	80,806
DDI	98,367	101,318	101,318
DDB	74,445	76,678	76,678
DDO	3,621,063	3,729,695	3,729,695

Account		Approved FY 2020-21	Base FY 2021-22	Public Works FY 2021-22	Mayor FY 2021-22	Board of Supervisors FY 2021-22	Board of Supervisors FY 2022-23
581520	**SFGH-Medical Service**	$ 5,500	$ 5,500	$ 5,500	$ -	$ -	$ 5,500

For medical testing at General Hospital. As per performing department's recommendation.

Account		Approved FY 2020-21	Base FY 2021-22	Public Works FY 2021-22	Mayor FY 2021-22	Board of Supervisors FY 2021-22	Board of Supervisors FY 2022-23
581580	**Toxic Waste & HazMat Svcs**	$ 325,614	$ 325,614	$ 325,614	$ -	$ -	$ 325,614

DDO: Removal of hazardous materials generated from Operations Bureau activities. As per performing department's recommendation.

Account		Approved FY 2020-21	Base FY 2021-22	Public Works FY 2021-22	Mayor FY 2021-22	Board of Supervisors FY 2021-22	Board of Supervisors FY 2022-23
581650	**Real Estate - Leases Paid**	$ 332,901	$ -	$ -	$ -	$ -	$ -

FY 2020-21	FY 2021-22	FY 2022-23	Location
160,851	-	-	1155 Market Street 2nd Floor (13,779 sf)
88,474	-	-	1155 Market Street 4th Floor (7,579 sf)
83,576	-	-	30 Van Ness, 4th Floor, IT staff (11,037 sf)

Account		Approved FY 2020-21	Base FY 2021-22	Public Works FY 2021-22	Mayor FY 2021-22	Board of Supervisors FY 2021-22	Board of Supervisors FY 2022-23
581660	**CHF - Youth Works**	$ 25,200	$ 25,200	$ 25,200	$ -	$ -	$ 25,200

Youth works Program that places interns, ages 14-18, in City Departments helping them to obtain valuable job skills. As per performing department's recommendation.

General Administration
Budget Line Item Summary
Overhead Fund

Account		Approved FY 2020-21	Base FY 2021-22	Public Works FY 2021-22	Mayor FY 2021-22	Board of Supervisors FY 2021-22	Board of Supervisors FY 2022-23
581710	**Auto Maint. Central Shops**	$ 11,381	$ 11,287	$ 11,287	$ -	$ -	$ 11,287

Maintenance and leasing. As per performing department's recommendation.

Account		Approved FY 2020-21	Base FY 2021-22	Public Works FY 2021-22	Mayor FY 2021-22	Board of Supervisors FY 2021-22	Board of Supervisors FY 2022-23
581740	**Fuel Central Shops**	$ 2,606	$ 2,839	$ 2,839	$ -	$ -	$ 2,839

As per performing department’s recommendation.

Account		Approved FY 2020-21	Base FY 2021-22	Public Works FY 2021-22	Mayor FY 2021-22	Board of Supervisors FY 2021-22	Board of Supervisors FY 2022-23
581750	**Purchasing General Office**	$ 401,436	$ 401,436	$ 401,436	$ -	$ -	$ 401,436

On site 1958 Senior Purchaser for Cesar Chavez Yard per request from City Purchaser.

Account		Approved FY 2020-21	Base FY 2021-22	Public Works FY 2021-22	Mayor FY 2021-22	Board of Supervisors FY 2021-22	Board of Supervisors FY 2022-23
581820	**Reproduction**	$ 83,041	$ 83,041	$ 83,041	$ -	$ -	$ 83,041

As per performing department’s recommendation.








TOILET
SAN FRANCISCO
Haight Ashbury
PIT STOP
OPEN 24 HOURS
Open daily 9 am - 8 pm




SAN FRANCISCO PUBLIC WORKS
PROJECT MANAGEMENT & CONSTRUCTION



