



Chesa Boudin
District Attorney

February 22, 2021

Honorable London N. Breed
Mayor, City and County of San Francisco
City Hall, Room 200
1 Carlton B. Goodlett Place
San Francisco, CA 94102

RE: Department Proposed Budget for FY 2021-22 and FY 2022-23

Dear Mayor Breed,

In conformance with rules set forth by the Office of the Mayor and the Controller's Office for Department budget submissions, please accept the Office of the District Attorney's proposed 2021-22 and 2022-23 budget request. This budget request contains the necessary resources to sustain the vital work that is carried out by the professionals of this Office. This budget submission does not contain the requested 7.5% target reduction in General Fund resources in the budget year nor does it contain a reduction in the subsequent year. Our budget submission simply requests that our office receive the minimum level of funding needed to perform our basic responsibilities, bringing us to the level of staffing we had when I assumed office.

As you know, my office has faced significant challenges during the current fiscal year. We began my first year in office by agreeing to significant cuts to help the City close its budget deficit; and even for the current approved budget, our office has not been allowed to fill many key vacancies within our attorney, investigator and victim advocate ranks.

Under our current budget, SFDA has endured the lowest staffing level it has had in the last four years, which has severely impacted our staff and our ability to serve the residents of the City and County of San Francisco. Complying with your office's budget instructions would be catastrophic for the work of our office. I would have to lay off the equivalent of 21 mid-career prosecutors just to meet the 7.5% target reduction and an additional 7 mid-career prosecutors to meet the 2.5% contingency. Reductions of this magnitude would create severe gaps in services to the victims of crime in this County and in the administration of justice overall.

Lastly, given our current level of staffing and the fact that we face key vacancies in our attorney, investigator and victim services ranks, I must once again respectfully request that you allow my office to fill key vacant positions that are already funded within our current budget.



Chesa Boudin
District Attorney

I look forward to working with you and your staff in the upcoming months to present a fair and impactful budget and I look forward to working with you to meet the more immediate needs of our office.

Respectfully,

Chesa Boudin
District Attorney

cc: Ben Rosenfield, Controller

SAN FRANCISCO DISTRICT ATTORNEY BUDGET REQUEST

NARRATIVE FOR FY 2021-22 & 2022-23

BUDGET REQUESTS NARRATIVES

I. Independent Investigations Bureau - \$627,120

In its 5th year of funding, the Independent Investigations Bureau (IIB) is firmly in place as the entity investigating Officer Involved Shootings and other peace officer misconduct. The District Attorney's Office has signed an MOU with SFPD to be the lead agency responding to and investigating these matters. Since its inception, the IIB funding level has remained at \$2.7 million dollars. During this time, the City has agreed to ongoing cost of living adjustments and other negotiated pay premiums that are not accounted for within the original funding level. These escalating costs in addition to annual step adjustments have made it impossible for the Department to remain fully staffed in this Bureau. Over the last few years, the Department has had to leave multiple positions vacant for extended periods of time to stay within budgeted level. This comes at a critical time as just within the last year, the Department has filed 3 officer use of force cases which will be intensely litigated, potentially for many years to come. Additionally, the 24/7, 365 nature of this Bureau continues to drive the need for full staffing to appropriately cover the ongoing on call structure of this assignment over the course of the year. The Department is requesting to adjust the funded level of IIB to be commensurate with the funding required to staff the 14-person unit. The Department is requesting \$627,120 to fully fund IIB.

II. Fentanyl Task Force - \$2,287,359

The District Attorney's Office proposes the establishment of a first of its kind prosecutor led Fentanyl Taskforce to disrupt drug sales and trafficking in neighborhoods that are most affected by the fentanyl crisis, including SOMA, Mission and the Tenderloin. The proposed SFDA Fentanyl Taskforce will prioritize prosecution of individuals at the mid and upper levels of sales networks who are responsible for criminal operations.

The Taskforce is a multi-disciplinary model driven by data, behavioral science, and a health first approach. Research shows that singularly focused street level enforcement strategies do not meet ultimate crime reduction objectives and disproportionately impact people of color. The Taskforce will work collaboratively with system partners to implement effective social and behavioral health responses for individuals who are engaged in street-level drug sales for subsistence purposes.

The Taskforce is a critical step toward dismantling the structures set up by half a century of harm established through the failed war on drugs, disrupting the complex mid and high-level networks distributing and selling drugs, and meeting the community call for housing, treatment on demand and real solutions that address the social conditions associated with drug markets. The Taskforce is a strategic approach to hold people and systems accountable, end exploitation, and direct people toward housing and treatment to make San Francisco safe and livable for everyone.

Prosecution & Policy

Under the supervision of a managing attorney six experienced prosecutors will develop impactful prosecutorial, policy and legislative strategies that attack drug sales at its root.

Investigation

Two DA Investigators will build cases from the ground up to uncover supply-side criminal enterprises. A financial crimes investigator will bolster those investigations by addressing illicit business enterprises and money laundering. DA Investigators will work hand in hand with the prosecuting attorney particularly as new investigative areas emerge after a case has been charged.

Sentencing Planning

Two Sentencing Planners with expertise and detailed knowledge of programs and services available in San Francisco will develop individualized sentences that address the needs and risks of justice-involved individuals involved in drug sales to reduce reoffending and increase individual accountability.

Analysis

The Taskforce will perform data-driven investigations, including hotspot analysis, cataloguing and tracking activities associated with drug trafficking and conducting link analysis to document criminal networks.

Transparency and Accountability

The SFDA is committed to transparency and accountability throughout the implementation of the Fentanyl Taskforce. The District Attorney Chairs the [San Francisco Sentencing Commission](#) where reports on the activities of the Taskforce will be a standing agenda item allowing for collaboration and public comment.

This request is to fund 6 8177 Trial Attorneys, 2 8550 DA Investigators, and 2 8133 Victim Witness Investigator III/Sentence Planners at a total cost of \$2,287,359.

III. Crime Victim Hotline - \$650,000

Currently, the San Francisco hotlines available for victims of crime are for certain crime types, including domestic violence, sexual assault and child abuse. While these hotlines provide crime-specific resources, there are many crime victims who do not have access to a 24/7 service to help them navigate criminal, legal and social services available to victims of violent crime in San Francisco. Additionally, while the San Francisco District Attorney's Office Victim Services Division can provide resources to all victims of violent crime, the agency is not 24/7 and many victims do not feel comfortable accessing services through a division of a prosecutor's office. The call takers for San Francisco's 311 service can provide basic information about city services; however, a trained hotline staff that specializes in serving victims of crime using trauma-informed services

would better meet the needs of San Franciscans. The estimated cost for this project is \$650,00 in the first year to allow for community-based bidders to present proposals in response to an RFP.

IV. Two Credible Messengers - \$198,842

In order to build stronger relationships with community members who are victims of violence, but who do not have enough trust to seek services through the SFDA Victim Services Division, we propose hiring two Credible Messengers. Credible Messengers are members of the community who were impacted themselves by the justice system, have strong ties to the community, and who can act as a liaison with community members. Credible Messengers will help ensure that victims of crime, especially those who have negative justice experiences themselves, can access the resources available to them as victims of crime. The goal of the Credible Messengers will be to provide comprehensive resources, trauma-informed warm-handoffs to victim agencies, and to help prevent victims of crime from crossing over and committing crime. The four neighborhoods identified for this project: the Bayview, Visitation Valley, Mission and Excelsior have long histories of gang violence, non-gang related violence and ongoing victimization. Residents of the four neighborhoods have historically underreported crimes as a result of deep-seated distrust and disconnect between the community and the criminal justice system. Moreover, lack of awareness and misinformation about the services available through the SFDA's Victim Services Division prevents and deters victims from seeking help. For the past five years, the SFDA Victim Services Division has employed two specialized victim advocates to work with victims of crime in these communities. While these advocates can build strong relationships with identified victims, they do not have the bandwidth to conduct outreach and build relationships with community members who are not yet willing to pursue services through the DA's office. This request is to fund two 8129 Victim Witness Investigator I in the amount of \$198,842.

V. Two Clinical Social Workers for Victim Services - \$223,312

The Victim Services Division of the San Francisco District Attorney's Office serves approximately 8,000 victims of crime annually. Currently, our Division employs 26 Victim Advocates, with an average of 307 new cases assigned to each Victim Advocate each year. These new cases are in addition to the cases that carry over from years prior. While Victim Advocates provide quality advocacy services to all victims of crime, due to their high caseloads they are unable to provide intensive case management services to victims who have higher or more intensive needs. Victim of crime clients often present with a multitude of high care needs including but not limited to, housing instability or homelessness, histories of repeated victimization, mental health issues, substance abuse issues, and prior justice involvement. These higher need victims with ongoing exposure to community violence often require a higher level of care than victims with none or one of these exposures or challenges. To adequately serve these clients, this request seeks to hire two Clinical Social Workers to serve as Intensive Care Victim Advocates. These advocates would provide intensive case management to victims who are identified as having higher or more

intensive needs based on a weighted intake assessment. Intensive Care Victim Advocates would develop more thorough case plans with victims and provide more direct contact and follow-up with victims than traditional victim advocates. The goal of these advocates would be to provide increased wraparound services and ensure that the victims are assisted with counseling services, supportive or transitional housing, in-depth explanations of the criminal justice system, and collaboration with other community providers. This request is to fund two 8131 Victim Witness Investigator II in the amount of \$223,312.

VI. Two Property Crime Advocates - \$198,842

The Victim Services Division is currently only staffed to serve victims of violent crime, yet there are tens of thousands of victims of property crime each year in San Francisco. Most of the State funding that supports victims of crime stipulate the funding is exclusively for victims of violent crime. Due to these funding restrictions the Department has been unable to appropriately serve victims of property crime cases. In 2020, there were approximately 40,000 property crimes reported to SFPD¹. Central, Mission, and Northern stations had the highest reported property crimes in the City. This request is to fund two 8129 Victim Witness I positions dedicated to managing a property crime caseload. These positions would be responsible for the following:

1. Contact all victims of property crime with 24 hours of having the case presented to SFDA.
2. Collect any restitution documents for their loss.
3. Help with resources and referrals (e.g. D5 window project, assistance with insurance claims & documentation).
4. Work with businesses that are affected by property crimes (prevention, restitution, court process).

VII. Emergency Victim Fund - \$100,000

The California Victim Compensation Board (VCB), State agency primarily responsible for supporting financial losses of victims of violent crime, does not cover all expenses associated with crime victimization. In order to access these funds, the application process for state victim compensation funds requires a waiting period. Once cases are eligible for review, not all resources needed by victims after emergencies are allowable under the guidelines of the state. Claims are denied or victims do not qualify based on the nature, facts, lack of information, or specific reporting on each case. This extended process often does not provide the necessary immediate resources to address the emergency needs of crime victims. Often, in the wake of an emergency, victims of crime require immediate financial assistance to restore the victims' health and safety, and assist them on the road to recovery. These funding gaps leave many victims of crime without

¹ <https://www.sanfranciscopolice.org/stay-safe/crime-data/crime-dashboard>

the resources necessary to heal and rebuild their lives. In the absence of insurance or other coverage, such victims are left to absorb the costs of their own victimization.

In order to address these additional needs and ensure individualized care, the Office of the San Francisco District Attorney has managed a supplemental fund to provide emergency aid (DA-Relo) which currently funded at \$125,000 a year. With the growing number of victims in need of financial resources, particularly in unsolved cases and due to financial hardships caused by the COVID-19 pandemic, increases in certain categories of property crimes and more vulnerable children and families, we are requesting additional funds in the amount of \$100,000.

VIII. Advanced Legal Support - \$553,227

In 2020, the San Francisco District Attorney's Office received over 9,000 criminal case referrals. In the busiest units it is not unusual for an Assistant District Attorney to carry a caseload of over 200 cases, both new and ongoing cases, leading to delays in case processing, employee turnover and burnout. With the onset of the pandemic our support staff have played a critical role in maintaining the ongoing operations of the Department. In a very short time our office, went from exclusively paper-based systems to a much greater reliance on digitized records. Compounding this new and complex way of work is the continuous reliance on digitized evidence from body worn cameras, store front cameras, camera phones and many more media-based forms of evidence. Processing and preparing evidence for Court has become an extensively complex and exhaustive process that the Department is not adequately resourced to handle.

Highly skilled Legal Assistants can play a critical role in preparing cases for resolution either diversion, settlement, or trial at a much lower cost than hiring additional attorneys. To assist with this overwhelming caseload, we are proposing that hiring skilled Legal Assistants is a cost-effective solution to assist attorneys in high volume units, thereby expediting the cause of justice, reducing burnout and improving retention of experienced personnel.

We are proposing advanced legal support, provided by 8173 Legal Assistants, as a proven, cost-effective solution to assist with this high volume of cases. Legal Assistants have the paraprofessional skillset to draft motions, perform legal research and writing, prepare statements of fact, draft legal correspondence and provide advanced legal support for all stages of litigation. We propose deploying 5 Legal Assistants at a cost of \$553,227 in the critically impacted units where support with case work is needed the most.

Department Budget Submission Checklist

To be completed by: All departments.

Instructions: Submit this completed cover sheet with your budget submission and ensure all applicable forms below are included with your submission.

Department Name: OFFICE OF THE SAN FRANCISCO DISTRICT ATTORNEY

- ☒ **Summary of Major Changes:** Completed "Form 1A: Summary of Major Changes" explaining major changes submitted in department's budget proposal.
 - ☒ **Proposed Efficiency/Reduction Savings Loaded in BPMS via Target Reports:** Completed "Form 1B: Target Proposal"
 - ☒ **Department Budget Summary:** Completed "Form 1C: Department Budget Summary" Submission includes copy of report 15.50.012.
- ☒ **IDS Detail:** Completed "Form 1D: IDS Detail."
- ☒ **Revenue Report:** Completed "Form 2A: Revenue Report."
- ☒ **Fees & Fines:** Completed "Form 2B: Fees & Fines."
- ☐ **Cost Recovery:** Completed "Form 2C: Cost Recovery."
- ☒ **Expenditure Changes:** Completed "Form 3A: Expenditure Changes."
- ☒ **Position Changes:** Completed "Form 3B: Position Changes."
- ☐ **Layoffs :** Completed "Form 3C: Position Reductions Resulting in Layoffs."
- ☐ **Contingency Reductions:** Completed "Form 3D: Contingency Reductions."
- ☐ **Equipment & Fleet Requests:** Completed "Form 4A: New General Fund Equipment"; "Form 4B: "
- ☒ **Minimum Compensation Ordinance:** The effects of the MCO in contracting have been considered
- ☐ **Proposition J Description, Summary, City Cost, Contract Cost:** Required for all existing or new Prop Js
- ☒ **Interdepartmental Services Balancing:** Included Excel download of 15.20.012 3.b.2 IDS balancing report
- ☒ **Organizational Charts:** Submission contains updated position-level organizational charts for your department, with indication if the position is filled (F) or vacant (V). Organizational charts also reflect
- ☐ **New Legislation:**
 - ☐ Included draft legislation that department would like to submit with the budget; or,
 - ☐ Draft legislation in progress at this time. A description of the proposed changes is included in the "Summary of Major Changes" table. A draft will be provided to the Mayor's Office by
- ☐ **Other Requests:** Submitted requests for the following items (through separate forms), if applicable:
 - ☐ COIT
 - ☐ Capital

For Chief Financial Officer/Budget Manager:

I have reviewed the attached budget submission and affirm that all applicable forms checked off above are either included in this submission or have been submitted through the proper online forums.

Full Name: Eugene Clendinen

Signature:  _____

BUDGET FORM 1A: Summary of Major Changes FY 2021-22 and FY 2022-23			
SAN FRANCISCO DISTRICT ATTORNEY'S OFFICE			
Major Changes	Department Response to Major Changes	Equity Lens: Explain what populations are benefited by these changes and how they are benefited. How will the department know those were successful?	Equity Lens: Explain what populations are negatively impacted by these changes and how they are impacted. Describe what strategies your Department recommends to mitigate any potential adverse impacts.
1. SUMMARY. What major changes is the department proposing? Clearly describe each change, including the fiscal impact of the proposal, and how the department proposes to fund each significant change (i.e. reprioritization of existing funds, grants, or other new revenues). Include detail related to position changes in Position section below.	The Department has not made any major changes to its base budget. The Department is proposing adjustments and enhancements to its budget that promote more fair and equitable outcomes in the administration of justice. See separate Budget Narrative attached to the Department's budget submission.	All communities within San Francisco benefit from an appropriately funded District Attorney's Office. Those communities most impacted by crime in San Francisco are predominantly communities of color. They have a higher instance of criminal victimization and face a higher instance of bias within the criminal justice system. Over the past year, the District Attorney's Office through meaningful changes in policy, reallocation of resources and implementation of implicit bias and other anti-BIPOC trainings is repositioning the Department as a significant change agent within the criminal justice system.	Futher reductions to the Office of the District Attorney's budget whether through direct cuts or through slower attrition methods will begin to have a profound effect on residents feelings of safety and security. Gaps in trust that currently exist between BIPOC communities and actors in the criminal justice system will only widen if the Office of the District Attorney is not funded to appropriately address the many challenges residents face, both as residents seeking services and residents involved in the criminal justice system itself.
2. TARGET. How did the department meet its target? What are the high-level programmatic, operational, or staffing impacts of this proposed reduction?	The Department has not proposed any target reductions as any further reductions to the budget will have a significant impact on the administration of justice.	People within the BIPOC communities would be significantly impacted by any further reductions to the Department's budget as those most impacted by failings of the criminal justice system are people of color. Meaningful and successful changes will be observed as outcomes become more equitable for all communities impacted by crime.	People within the BIPOC communities would be significantly impacted by any further reductions to the Department's budget as those most impacted by failings of the criminal justice system are people of color. Meaningful and successful changes will be observed as outcomes become more equitable for all communities impacted by crime.
3. EXPENDITURE CHANGES. What major expenditure changes is the department proposing? Please provide information especially for any grant changes, major contract changes, personnel changes, or other changes that affect core services and functions. What is the overall General Fund impact? Highlight any changes related to major changes/initiatives as noted in the Summary section.	The Department has not made any major changes to its base budget. The Department is proposing adjustments and enhancements to its budget that promote more fair and equitable outcomes in the administration of justice. See separate Budget Narrative attached to the Department's budget submission.	All communities within San Francisco benefit from an appropriately funded District Attorney's Office. Those communities most impacted by crime in San Francisco are predominantly communities of color. They have a higher instance of criminal victimization and face a higher instance of bias within the criminal justice system. Over the past year, the District Attorney's Office through meaningful changes in policy, reallocation of resources and implementation of implicit bias and other anti-BIPOC trainings is repositioning the Department as a significant change agent within the criminal justice system.	Futher reductions to the Office of the District Attorney's budget whether through direct cuts or through slower attrition methods will begin to have a profound effect on residents feelings of safety and security. Gaps in trust that currently exist between BIPOC communities and actors in the criminal justice system will only widen if the Office of the District Attorney is not funded to appropriately address the many challenges residents face, both as residents seeking services and residents involved in the criminal justice system itself.
4. REVENUE. What revenue changes did the department submit from the base budget? Please differentiate between General Fund and non-General Fund. (This should match an Audit Trail, as shown in Form 2A Revenue Report).	N/A	N/A	N/A
5. LEGISLATION. Is the department seeking to submit any legislation with the budget? Does the department's budget assume any revenues/expenditures that require a legislative change? If so, please submit drafts of legislation along with the budget submission. Or provide a summary of desired legislation and an expected date of submission, if still in progress.	N/A	N/A	N/A
6. PROP J. Identify existing Prop J Analyses that will continue, and if the department's budget proposes any NEW contracting out of work previously done by City workers.	N/A		
7. TRANSFER OF FUNCTION. Is the department requesting any Transfer of Functions of positions between departments? If so, please explain.	N/A		
8. INTERIM EXCEPTIONS. Is the department requesting any interim exceptions (new positions that are 1.0 FTE rather than 0.77)? If so, for what reason are is the request being made?	N/A		
9. FELLOWSHIP PROGRAMS. Did the department apply to any citywide fellowship programs, including San Francisco Fellows, the Fish Fellowship, or the 1249 HR Analyst Trainee Program?	No, the Department maintains its own internal internship programs for students interested in pursuing a career in criminal law. The office extends this programs to high school, undergraduate and post graduate students on a year round basis and provides paid internships during the summer months. Additionally, the Department, when the budget allows, hires 9914 Public Service aides to work within the Department in the Victim Services, Legal Support and IT Divisions to allow for meaningful paid experience that lead to full time employment in various job classes within the Department.	The Department's 9914 program has maintained a focus on providing real world work experience for BIPOC individuals. The Department is able to review the number of former 9914 staff members who go on to full time employment in the Department or with other City employment. Similarly, through the Department's internship programs, the Department is able to track students who also go onto careers within the criminal justice field. Additionally, with the hire of a managing attorney specifically focused on training with an emphasis on equity and inclusion, the Department is poised to nurture, encourage and recruit individuals of color into pursuing a career in the criminal justice field as a prosecutor or investigator, traditionally fields not reflecting communities of color mostly impacted by the criminal justice system.	There are no negative impacts to the populations served by the Department's internship and training programs. Not having sufficient funding to support these endeavors is the greatest potential impact in this area.
10. BUDGET EQUITY. How will your department support advancing racial equity through its services to the community and within your organization, including the goals and actions identified in the Racial Equity Action Plan?	The Department has taken a significant step in the way it approaches equity, inclusion and diversity by hiring a training Director who's primary charge is to address issues of equity both within the Department's employment practices and within the Department's policies, procedures and approaches in the administration of justice. With this hire and the development of a racial equity workgroup, made up of a wide cross section of internal staff from different disciplines, the Department is poised to continue developing and augmenting its racial equity plan and striving towards meaningful changes within the criminal justice system. The budget enhancements that the Department is seeking will further contribute to equitable outcomes by those most impacted by crime and the negative impacts of the criminal justice system as a whole.		

BUDGET FORM 1B: Target Proposal
FY 2021-22 and FY 2022-23

Select a Report

15.40.001 GFS Target & Non GFS Balance - Dept Detail

CY

Budget Year

2022

2021

Snapshot

Current

Phase CY

Department

DAT

2020-2021

Phase BY

2021-2022

Phase BY+1

2022-2023

BY+1

2023

Department: DAT District Attorney

(General Fund Supported)

		BY General Fund Supported			BY+1 General Fund Supported		
Account Lvl 2 Code	Category	BY Base	BY DEPT + MYR Changes	BY MYR Proposed Amt	BY+1 Base	BY+1 DEPT + MYR Changes	BY+1 MYR Proposed Amt
EXPENDITURE	City Grant Program	415,469		25,000	415,469	25,000	440,469
	Mandatory Fringe Benefits	15,352,948	(84,118)	15,268,830	15,309,281	(97,114)	15,212,167
	Materials & Supplies	147,221	(879)	146,342	147,221	(879)	146,342
	Non-Personnel Services	1,288,296	(6,385)	1,281,911	1,288,296	(11,914)	1,276,382
	Overhead and Allocations	(190,174)	0	(190,174)	(190,174)	0	(190,174)
	Programmatic Projects	2,708,666	0	2,708,666	2,708,666	0	2,708,666
	Salaries	38,472,577	(76,739)	38,395,838	40,362,586	(80,569)	40,282,017
	Services Of Other Depts	10,512,183	0	10,512,183	10,512,183	0	10,512,183
		68,707,186	(143,121)	68,564,065	70,553,528	(165,476)	70,388,052
REVENUE	Charges for Services	255,380	0	255,380	255,380	0	255,380
	Expenditure Recovery	807,160	(127,307)	679,853	807,160	(127,307)	679,853
	Intergovernmental: State	327,000	0	327,000	340,000	0	340,000
		1,389,540	(127,307)	1,262,233	1,402,540	(127,307)	1,275,233

Error generating document:

General Fund Support - BY Target vs Mayor Proposed

Department	Baseline Target	BY MYR Proposed GFS	Amt Over (Under) Target
Reduction Target			
(4,824,247)	62,493,399	67,301,832	4,808,433

General Fund Support - BY+ 1 Target vs Mayor Proposed

BY+1 Department	BY+1 Baseline Target	BY+1 MYR Proposed GFS	BY+1 Amt Over (Under) Target
Reduction Target			
(4,824,247)	64,326,741	69,112,819	4,786,078

Department: DAT District Attorney

(Non GFS Balance)

		BY General Fund Supported			BY+1 General Fund Supported		
Account Lvl 2 Code	Category	BY Base	BY DEPT + MYR Changes	BY MYR Proposed Amt	BY+1 Base	BY+1 DEPT + MYR Changes	BY+1 MYR Proposed Amt
EXPENDITURE	City Grant Program	728,733	0	728,733	728,733	(22,675)	706,058
	Mandatory Fringe Benefits	1,569,514	(12,274)	1,557,240	1,576,193	(103,746)	1,472,447
	Materials & Supplies	80,984	0	80,984	80,984	0	80,984
	Non-Personnel Services	2,547,686	(105,091)	2,442,595	2,547,686	(105,059)	2,442,627
	Overhead and Allocations	(5,055)	0	(5,055)	(5,055)	0	(5,055)
	Salaries	3,372,132	0	3,372,132	3,531,934	0	3,531,934
	Services Of Other Depts	90,952	0	90,952	32,745	(2,745)	30,000
		8,384,946	(117,365)	8,267,581	8,493,220	(234,225)	8,258,995
REVENUE	Charges for Services	494,188	0	494,188	494,188	0	494,188
	Intergovernmental: Federal	2,939,160	4,500	2,943,660	2,939,160	4,500	2,943,660
	Intergovernmental: State	2,903,123	66,621	2,969,744	2,903,123	29,830	2,932,953
	Unappropriated Fund Balance	1,814,807	27,683	1,842,490	0	1,866,162	1,866,162
		8,151,278	98,804	8,250,082	6,336,471	1,900,492	8,236,963

Non-General Fund Support - Revenue Balance

Revenue Total : 8,250,082

Expenditure Total : 8,267,581

Revenue Surplus(Deficit) : (17,499)

Non-General Fund Support - BY +1 Revenue Balance

Revenue Total : 8,236,963

Expenditure Total : 8,258,995

Revenue Surplus(Deficit) : (22,032)

BUDGET FORM 1B: Target Proposal
FY 2021-22 and FY 2022-23

Select a Report

15.40.002 GFS Target & Non-GFS Balance - Dept Summary

CY

Budget Year

2022

2021

Snapshot

Current

Phase CY

Department

DAT

2020-2021

Phase BY

2021-2022

Phase BY+1

2022-2023

BY+1

2023

Department: DAT District Attorney

(General Fund Supported)

		BY General Fund Supported			BY+1 General Fund Supported		
Account Lvl 2 Code	Category	BY Base	BY DEPT + MYR Changes	BY MYR Proposed Amt	BY+1 Base	BY+1 DEPT + MYR Changes	BY+1 MYR Proposed Amt
EXPENDITURE	City Grant Program	415,469	25,000	440,469	415,469	25,000	440,469
	Mandatory Fringe Benefits	15,352,948	(84,118)	15,268,830	15,309,281	(97,114)	15,212,167
	Materials & Supplies	147,221	(879)	146,342	147,221	(879)	146,342
	Non-Personnel Services	1,288,296	(6,385)	1,281,911	1,288,296	(11,914)	1,276,382
	Overhead and Allocations	(190,174)	0	(190,174)	(190,174)	0	(190,174)
	Programmatic Projects	2,708,666	0	2,708,666	2,708,666	0	2,708,666
	Salaries	38,472,577	(76,739)	38,395,838	40,362,586	(80,569)	40,282,017
	Services Of Other Depts	10,512,183	0	10,512,183	10,512,183	0	10,512,183
		68,707,186	(143,121)	68,564,065	70,553,528	(165,476)	70,388,052
REVENUE	Charges for Services	255,380	0	255,380	255,380	0	255,380
	Expenditure Recovery	807,160	(127,307)	679,853	807,160	(127,307)	679,853
	Intergovernmental: State	327,000	0	327,000	340,000	0	340,000
		1,389,540	(127,307)	1,262,233	1,402,540	(127,307)	1,275,233

Error generating document:

General Fund Support - BY Target vs Mayor Proposed

General Fund Support - BY+ 1 Target vs Mayor Proposed

Department	Baseline Target	BY MYR	Amt Over
Reduction Target		Proposed GFS	(Under) Target
(4,824,247)	62,493,399	67,301,832	4,808,433

BY+1 Department	BY+1 Baseline Target	BY+1 MYR	BY+1 Amt
Reduction Target		Proposed GFS	Over (Under) Target
(4,824,247)	64,326,741	69,112,819	4,786,078

Non-General Fund Support - Revenue Balance

Revenue Total : 8,250,082

Expenditure Total : 8,267,581

Revenue Surplus(Deficit) : (17,499)

15.40.002 Target & Non GFS Balance - Dept Summary

Time run: 2/8/2021 9:39:28 AM

Non-General Fund Support - BY +1

Revenue Balance

Revenue Total : 8,236,963

Expenditure Total : 8,258,995

Revenue Surplus(Deficit) : (22,032)

Department		BY Non General Fund Supported			BY+1 Non General Fund Supported		
		Revenue	Expenditure	Revenue	Revenue	Expenditure	Revenue
		Total	Total	Surplus(Deficit)	Total	Total	Surplus (Deficit)
DAT	DAT District Attorney	8,151,278	8,384,946	(233,668)	6,336,471	8,493,220	(2,156,749)

DAT District Attorney

Authorized Positions	2020-2021 Original Budget	2021-2022 Proposed Budget	Change From 2020-2021	2022-2023 Proposed Budget	Change From 2021-2022
Total Authorized	284.83	285.61	0.78	285.56	(0.05)
Non-Operating Positions (cap/other)	(18.00)	(18.00)		(18.00)	
Net Operating Positions	266.83	267.61	0.78	267.56	(0.05)

Sources

Intergovernmental: Federal	3,114,160	2,943,660	(170,500)	2,943,660	
Intergovernmental: State	3,281,573	3,296,744	15,171	3,272,953	(23,791)
Charges for Services	749,568	749,568		749,568	
Expenditure Recovery	807,160	679,853	(127,307)	679,853	
Unappropriated Fund Balance	1,809,612	1,842,490	32,878	1,866,162	23,672
General Fund Support	63,959,733	67,301,832	3,342,099	69,112,819	1,810,987
Sources Total	73,721,806	76,814,147	3,092,341	78,625,015	1,810,868

Uses - Operating Expenditures

Salaries	39,256,498	41,767,970	2,511,472	43,813,951	2,045,981
Mandatory Fringe Benefits	16,173,121	16,826,070	652,949	16,684,614	(141,456)
Non-Personnel Services	3,998,873	3,724,506	(274,367)	3,719,009	(5,497)
City Grant Program	1,143,707	1,169,202	25,495	1,146,527	(22,675)
Materials & Supplies	359,557	227,326	(132,231)	227,326	
Overhead and Allocations	(190,350)	(195,229)	(4,879)	(195,229)	
Programmatic Projects	2,708,666	2,708,666		2,708,666	
Services Of Other Depts	10,271,734	10,603,135	331,401	10,542,183	(60,952)
Uses Total	73,721,806	76,831,646	3,109,840	78,647,047	1,815,401

Uses - Division Description

DAT District Attorney	73,721,806	76,831,646	3,109,840	78,647,047	1,815,401
Uses by Division Total	73,721,806	76,831,646	3,109,840	78,647,047	1,815,401

BUDGET FORM 1D: IDS Detail
FY 2021-22 and FY 2022-23

Work Order Changes - If any departmental Inter-Departmental Service (IDS) changes are proposed within the mandatory reductions described in Form 1A, please highlight below

[illegible]

BUDGET FORM 2A: Revenue Report

DEPARTMENT: DAT

Please identify proposed revenue changes from the FY 2021-22 and FY 2022-23 Base Budget at the account level.

Note: To submit this information, run the **15.30.005 Snapshot Comparison (Audit Trail)** report from the budget system.

Select the following criteria before running the report:

Budget Year: **2022**

Before Snapshot: **Start of Dept**

After Snapshot: **Current**

GFS Type: Do not select a value.

Filter report on "AAO Title" field to only display "Regular Revenues".

For any proposed changes, provide an explanation in the **"Revenue Description & Explanation of Change"** column.

Please contact your Mayor's Office or Controller's Office Analyst if you need assistance running this report.

All submissions must be formatted appropriately so that printed copies are easily readable for the public.

Budget System Report 15.30.005 filtered on Regular Revenues																								Total BY Revenue Variance: 71,121.00				Total BY+1 Revenue Variance: 34,330.00				FORMULA	FILL IN		
GFS Type	Dept	Dept Division	Division Description	Dept Section	Section Description	Dept ID	Dept ID Description	Fund ID	Fund Title	Project ID	Project Title	Activity ID	Activity Title	Authority ID	Authority Title	Account Lvl 5	Account Lvl 5 Name	Account ID	Account Title	TRIO ID	TRIO Title	AAO Category	AAO Title	Change Type Title	Change Type Code	Start Dept Amt	End Dept Amt	Var Dept Amt	Start BY+1 Dept Amt	End BY+1 Dept Amt	Var BY+1 Dept Amt	Change submitted?	Revenue Description & Explanation of Change		
Self Supporting	DAT					229313	DAT District Attorney	13550	SR Public Protection-Grant Sta	10037075	DA Human Trafficking FY21-22 (1	DA Human Trafficking FY21-22 (10001	Grants	444931	4400IGRFed	444931	Fed Grants Pass-Thru State-Oth		Unspecified	D01	Regular Revenues	On-Going		4	\$150,000	\$154,500	\$4,500	\$150,000	\$154,500	\$4,500		YES	funding based on prior year awards
Self Supporting	DAT					229313	DAT District Attorney	13720	SR Public Protection-Grant Sta	10029570	CH FY 18-19 SFCOPS Program	2	SFCOPS Prog. Yr 23; DAT	10001	Grants	448999	4450IGRSta	448999	Other State Grants & Subventions		Unspecified	D01	Regular Revenues	On-Going		4	\$172,904	\$0	(\$172,904)	\$172,904	\$0	(\$172,904)	YES	funding adjusted to correct year	
Self Supporting	DAT					229313	DAT District Attorney	13720	SR Public Protection-Grant Sta	10032945	CH FY 19-20 SFCOPS Program	2	FY 19-20 SFCOPS; DAT	10001	Grants	448999	4450IGRSta	448999	Other State Grants & Subventions		Unspecified	D01	Regular Revenues	On-Going		4	\$0	\$36,791	\$36,791	\$0	\$0	\$0	YES	funding based on prior year awards	
Self Supporting	DAT					229313	DAT District Attorney	13720	SR Public Protection-Grant Sta	10034594	CH FY 20-21 SFCOPS Program	2	FY 20-21 SFCOPS; DAT	10001	Grants	448999	4450IGRSta	448999	Other State Grants & Subventions		Unspecified	D01	Regular Revenues	On-Going		4	\$475,674	\$0	(\$475,674)	\$475,674	\$0	(\$475,674)	YES	funding adjusted to correct year	
Self Supporting	DAT					229313	DAT District Attorney	13720	SR Public Protection-Grant Sta	10035818	CH FY 21-22 SFCOPS Program	2	FY 21-22 SFCOPS; DAT	10001	Grants	448999	4450IGRSta	448999	Other State Grants & Subventions		Unspecified	D01	Regular Revenues	On-Going		4	\$0	\$484,626	\$484,626	\$0	\$484,626	\$484,626	YES	funding adjusted to correct year	
Self Supporting	DAT					229313	DAT District Attorney	13720	SR Public Protection-Grant Sta	10037072	DA Auto-21-22	1	DA Auto-FY21-22	10001	Grants	448999	4450IGRSta	448999	Other State Grants & Subventions		Unspecified	D01	Regular Revenues	On-Going		4	\$201,447	\$316,939	\$115,492	\$201,447	\$316,939	\$115,492	YES	funding based on prior year awards	
Self Supporting	DAT					229313	DAT District Attorney	13720	SR Public Protection-Grant Sta	10037073	DA Workers' Compensation FY21-	1	DA Workers' Compensation FY22	10001	Grants	448999	4450IGRSta	448999	Other State Grants & Subventions		Unspecified	D01	Regular Revenues	On-Going		4	\$850,327	\$928,617	\$78,290	\$850,327	\$928,617	\$78,290	YES	funding based on prior year awards	

Budget Form 2B: Schedule of Licenses, Permits, Fines & Service Charges

DEPARTMENT: DAT

Inflation Factor for FY 2021-22 Fee Auto Increase as per Code Section **	
Inflation Factor for FY 2022-23 Fee Auto Increase as per Code Section **	

CPI will be updated in January 2021. Call Controller's Budget Office to confirm CPI before submitting.

TABLE 1 - MODIFIED AND NEW FEES

Item	Fee Status M/N	Description	Code Authorization	Auto CPI Adjust Yes/No	Account Code	Account Title	Fund Code	Fund Title	Authority Code	Authority Title	Department Code	Department Title	Project Code	Project Title	Activity Code	Activity Title	Unit Basis (e.g., per sq. ft.)	FY 2020-21 Fee	FY 2020-21 Units (Est.)	FY 2020-21 Revenue Proposed	FY 2020-21 Cost Recovery (Est.)		FY 2021-22 Fee **	FY 2021-22 Units (Est.)	FY 2021-22 Revenue Proposed	FY 2021-22 Cost Recovery (Est.)		FY 2022-23 Fee **	FY 2022-23 Units (Est.)	FY 2022-23 Revenue Proposed	FY 2022-23 Cost Recovery (Est.)		Fiscal Year of Last Increase	Fee Prior to Last Increase
																		\$ -		\$ -				\$ -		\$ -			\$ -		\$ -			\$ -

TABLE 2 - CONTINUING FEES

Item	Fee Status	Description	Code Authorization	Auto CPI Adjust Yes/No	Account Code	Account Title	Fund Code	Fund Title	Authority Code	Authority Title	Department Code	Department Title	Project Code	Project Title	Activity Code	Activity Title	Unit Basis (e.g., per sq. ft.)	FY 2020-21 Fee	FY 2020-21 Units (Est.)	FY 2020-21 Revenue Proposed	FY 2020-21 Cost Recovery (Est.)		FY 2021-22 Fee **	FY 2021-22 Units (Est.)	FY 2021-22 Revenue Proposed	FY 2021-22 Cost Recovery (Est.)		FY 2022-23 Fee **	FY 2022-23 Units (Est.)	FY 2022-23 Revenue Proposed	FY 2022-23 Cost Recovery (Est.)		Fiscal Year of Last Increase	Fee Prior to Last Increase
1	C	First Offender Prostitution Fees	City Ordinance	no	460676	First OffendrP	13500	SR DA-Special	16975	DA First Offen	229313	DAT	10023083	First Offender	1	1st Offender P	Per Violation	\$ 1,000.00	105	\$ 105,000	55%		\$ 1,000.00	105	\$ 105,000	55%		\$ 1,000.00	105	\$ 105,000	55%			N/A
2	C	Bad Check Diversion	Assembly Bill 2	no	460114	DA Bad Check	10000	GF Annual Ac	10000	Operating	229313	DAT	10001772	DA Administra	1	Administration	Per Bad Check Recovered	\$ 50.00	100	\$ 5,000	10%		\$ 50.00	100	\$ 5,000	10%		\$ 50.00	100	\$ 5,000	10%			N/A
3	C	Neighborhood Justice Fund	City Ordinance	no	460618	Community Co	10000	GF Annual Ac	10000	Operating	229313	DAT	10001772	DA Administra	1	Administration	Program Fee	\$ 115.00	44	\$ 5,060	10%		\$ 115.00	44	\$ 5,060	10%		\$ 115.00	44	\$ 5,060	10%			N/A
4	C	Real Estate Recordation Fee	City Ordinance	no	460116	Recorder-Re f	10020	GF Continuing	17406	AS Dist Atty 54	229313	DAT	10024401	Dist Atty 54%	1	DA 54% Alloc	Per Recorded Instrument	\$ 3.00	151,500	\$ 245,430	35%		\$ 3.00	151,500	\$ 245,430	35%		\$ 3.00	151,500	\$ 245,430	35%		2009-10	\$ 1.00

Fee Status: C Continuing
M Modified
N New
D Discontinued

Note:
** If Auto CPI adjustment = Yes, FY 2021-22 and FY 2022-23 Fee will be automatically generated based on the inflation factor determined by the Controller.
If Auto CPI adjustment = No, FY 2021-22 and FY 2022-23 Fee will remain the same as previous year or entered by dept according to Code Authorization.

BUDGET FORM 3A: Expenditure Changes
DEPARTMENT: DAT
Please identify proposed expenditure changes from the FY 20221-22 and FY 2022-23 Base Budget at the account level.

Note: To submit this information, run the 15.30.005 Snapshot Comparison (Audit Trail) report from the budget system.
Select the following criteria before running the report:
Budget Year: 2022
Before Snapshot: Start of Dept
After Snapshot: Current
GFS Type: Do not select a value.
Select dropdown option "Department Phase" after report has loaded.
Filter report on "AAO Title" field to only display "Gross Expenditures".
For any proposed changes, provide an explanation in the "Explanation of Change" for each Budget Year column.
Please contact your Mayor's Office or Controller's Office Analyst if you need assistance running this report.
All submissions must be formatted appropriately so that printed copies are easily readable for the public.

Budget System Report 15.30.005 filtered on Gross Expenditures																									Total BY Expenditure Variance: (143,121.00)			Total BY+1 Expenditure Variance: (165,476.00)			FORMULA	FILL IN		
FS Type	Dept	Dept Division	Division Description	Dept Section	Section Description	Dept ID	Dept ID Description	Fund ID	Fund Title	Project ID	Project Title	Activity ID	Activity Title	Authority ID	Authority Title	Account Lvl 5	Account Lvl 5 Name	Account ID	Account Title	TRIO ID	TRIO Title	AAO Category	AAO Title	Change Type Title	Change Type Code	Start Dept Amt	End Dept Amt	Var Dept Amt	Start BY+1 Dept Amt	End BY+1 Dept Amt	Var BY+1 Dept Amt	Change submitted?	Explanation of Change	
G	DAT					229313	DAT District Attorney	10060	GF Work Order	10001773	DA Work Order	1	Work Order	10002	Interdepartmental-Overhead	\$19990	\$130Fringe	\$19990	Other Fringe Benefits		Unspecified	J01	Gross Expenditures	On-Going		4	(\$11,553)	(\$51,479)	(\$39,926)	(\$11,553)	(\$64,771)	(\$53,399)	YES	work order adjustments
G	DAT					229313	DAT District Attorney	10060	GF Work Order	10001773	DA Work Order	1	Work Order	10002	Interdepartmental-Overhead	\$18000	\$280CityGP	\$18000	CEO Services - Budget		Unspecified	J01	Gross Expenditures	On-Going		4	\$135,000	\$150,000	\$15,000	\$135,000	\$150,000	\$15,000	YES	work order adjustments
G	DAT					229313	DAT District Attorney	10060	GF Work Order	10001773	DA Work Order	2	Welfare Fraud	10002	Interdepartmental-Overhead	\$01010	\$010Salary	\$01010	Perm Salaries-Misc-Regular		Unspecified	J01	Gross Expenditures	On-Going		4	\$189,640	\$122,310	(\$76,790)	\$189,640	\$129,024	(\$60,599)	YES	work order adjustments
G	DAT					229313	DAT District Attorney	10060	GF Work Order	10001773	DA Work Order	2	Welfare Fraud	10002	Interdepartmental-Overhead	\$13010	\$130Fringe	\$13010	Retire City Misc		Unspecified	J01	Gross Expenditures	On-Going		4	\$42,642	\$26,103	(\$16,539)	\$40,317	\$24,663	(\$15,654)	YES	work order adjustments
G	DAT					229313	DAT District Attorney	10060	GF Work Order	10001773	DA Work Order	2	Welfare Fraud	10002	Interdepartmental-Overhead	\$14010	\$130Fringe	\$14010	Social Security (Disad & H)		Unspecified	J01	Gross Expenditures	On-Going		4	\$7,451	\$4,021	(\$3,430)	\$7,707	\$4,134	(\$3,573)	YES	work order adjustments
G	DAT					229313	DAT District Attorney	10060	GF Work Order	10001773	DA Work Order	2	Welfare Fraud	10002	Interdepartmental-Overhead	\$14020	\$130Fringe	\$14020	Social Sec-Medicare(Ht Only)		Unspecified	J01	Gross Expenditures	On-Going		4	\$2,895	\$1,782	(\$1,113)	\$3,039	\$1,871	(\$1,168)	YES	work order adjustments
G	DAT					229313	DAT District Attorney	10060	GF Work Order	10001773	DA Work Order	2	Welfare Fraud	10002	Interdepartmental-Overhead	\$15010	\$130Fringe	\$15010	Health Service-City Match		Unspecified	J01	Gross Expenditures	On-Going		4	\$3,192	\$1,515	(\$1,677)	\$3,424	\$1,638	(\$1,786)	YES	work order adjustments
G	DAT					229313	DAT District Attorney	10060	GF Work Order	10001773	DA Work Order	2	Welfare Fraud	10002	Interdepartmental-Overhead	\$15710	\$130Fringe	\$15710	Dependent Coverage		Unspecified	J01	Gross Expenditures	On-Going		4	\$12,646	\$7,850	(\$4,796)	\$13,405	\$8,321	(\$5,084)	YES	work order adjustments
G	DAT					229313	DAT District Attorney	10060	GF Work Order	10001773	DA Work Order	2	Welfare Fraud	10002	Interdepartmental-Overhead	\$16010	\$130Fringe	\$16010	Dental Coverage		Unspecified	J01	Gross Expenditures	On-Going		4	\$1,289	\$767	(\$522)	\$1,339	\$796	(\$543)	YES	work order adjustments
G	DAT					229313	DAT District Attorney	10060	GF Work Order	10001773	DA Work Order	2	Welfare Fraud	10002	Interdepartmental-Overhead	\$17010	\$130Fringe	\$17010	Unemployment Insurance		Unspecified	J01	Gross Expenditures	On-Going		4	\$199	\$122	(\$77)	\$219	\$129	(\$91)	YES	work order adjustments
G	DAT					229313	DAT District Attorney	10060	GF Work Order	10001773	DA Work Order	2	Welfare Fraud	10002	Interdepartmental-Overhead	\$19120	\$130Fringe	\$19120	Long Term Disability Insurance		Unspecified	J01	Gross Expenditures	On-Going		4	\$684	\$417	(\$267)	\$728	\$448	(\$281)	YES	work order adjustments
G	DAT					229313	DAT District Attorney	10060	GF Work Order	10001773	DA Work Order	2	Welfare Fraud	10002	Interdepartmental-Overhead	\$19990	\$19990	\$19990	Other Fringe Benefits		Unspecified	J01	Gross Expenditures	On-Going		4	\$25,278	\$9,511	(\$15,766)	\$25,278	\$9,511	(\$15,766)	YES	work order adjustments
G	DAT					229313	DAT District Attorney	10060	GF Work Order	10001773	DA Work Order	2	Welfare Fraud	10002	Interdepartmental-Overhead	\$30000	\$210NPvcs	\$30000	Rents-Leases-Bldgs&Struct-Bdgt		Unspecified	J01	Gross Expenditures	On-Going		4	\$12,242	\$5,000	(\$7,242)	\$12,242	\$5,000	(\$7,242)	YES	work order adjustments
G	DAT					229313	DAT District Attorney	10060	GF Work Order	10001773	DA Work Order	2	Welfare Fraud	10002	Interdepartmental-Overhead	\$35000	\$210NPvcs	\$35000	Other Current Expenses - Bdgt		Unspecified	J01	Gross Expenditures	On-Going		4	\$14,141	\$15,000	\$857	\$14,141	\$9,471	(\$4,672)	YES	work order adjustments
G	DAT					229313	DAT District Attorney	10060	GF Work Order	10001773	DA Work Order	2	Welfare Fraud	10002	Interdepartmental-Overhead	\$40000	\$400Mat&Su	\$40000	Materials & Supplies-Budget		Unspecified	J01	Gross Expenditures	On-Going		4	\$5,879	\$5,000	(\$879)	\$5,879	\$5,000	(\$879)	YES	work order adjustments

BUDGET FORM 3A: Expenditure Changes
DEPARTMENT: DAT
Please identify proposed expenditure changes from the FY 20221-22 and FY 2022-23 Base Budget at the account level.

Note: To submit this information, run the **15.30.005 Snapshot Comparison (Audit Trail)** report from the budget system.
Select the following criteria before running the report:
Budget Year: **2022**
Before Snapshot: **Start of Dept**
After Snapshot: **Current**
GFS Type: Do not select a value.
Select dropdown option "Department Phase" after report has loaded.
Filter report on "AAO Title" field to only display "Gross Expenditures".
For any proposed changes, provide an explanation in the **"Explanation of Change"** for each Budget Year column.
Please contact your Mayor's Office or Controller's Office Analyst if you need assistance running this report.
All submissions must be formatted appropriately so that printed copies are easily readable for the public.

Budget System Report 15.30.005 filtered on Gross Expenditures																								Total BY Expenditure Variance: (55,041.00)			Total BY+1 Expenditure Variance: (108,910.00)			FORMULA	FILL IN				
GFS Type	Dept	Dept Division	Division Description	Dept Section	Section Description	Dept ID	Dept ID Description	Fund ID	Fund Title	Project ID	Project Title	Activity ID	Activity Title	Authority ID	Authority Title	Account Lvl 5	Account Lvl 5 Name	Account ID	Account Title	TRIO ID	TRIO Title	AAO Category	AAO Title	Change Type Title	Change Type Code	Start Dept Amt	End Dept Amt	Var Dept Amt	Start BY+1 Dept Amt			End BY+1 Dept Amt	Var BY+1 Dept Amt	Change submitted??	Explanation of Change
Self Supporting	DAT					229113	DAT District Attorney	13550	SR Public Protection-Grant	10037075	DA Human Trafficking FY21-22	1	DA Human Trafficking FY21-22	10001	Grants	\$35000	5210NPSecs	\$35000	Other Current Expenses - Bldgt		Unspecified	001	Gross Expenditures	On-Going		4	\$150,000	\$154,500	\$4,500	\$150,000	\$154,500	\$4,500		YES	Grant adjustments to reflect projected revenue and expenditures
Self Supporting	DAT					229113	DAT District Attorney	13550	SR Public Protection-Grant	10037076	DA VV VAWW Prosecution Program	1	DA VV VAWW Prosecution FY22	10001	Grants	\$19990	5130Fringe	\$19990	Other Fringe Benefits		Unspecified	001	Gross Expenditures	On-Going		4	(\$15,180)	(\$26,415)	(\$11,235)	(\$15,180)	(\$33,876)	(\$18,696)		YES	Grant adjustments to reflect projected revenue and expenditures
Self Supporting	DAT					229113	DAT District Attorney	13550	SR Public Protection-Grant	10037079	DA VV Victim/Witness Assistance	1	DA VV Victim/Witness Asst FY22	10001	Grants	\$35000	5210NPSecs	\$35000	Other Current Expenses - Bldgt FY22		Unspecified	001	Gross Expenditures	On-Going		4	\$57,133	\$17,223	(\$39,910)	\$57,133	\$0	(\$57,133)		YES	Grant adjustments to reflect projected revenue and expenditures
Self Supporting	DAT					229113	DAT District Attorney	13550	SR Public Protection-Grant	10037079	DA VV Victim/Witness Assistance	1	DA VV Victim/Witness Asst FY22	10001	Grants	\$38000	5380CtyGP	\$38000	CBO Services - Budget		Unspecified	001	Gross Expenditures	On-Going		4	\$368,733	\$368,733	\$0	\$368,733	\$346,058	(\$22,675)		YES	Grant adjustments to reflect projected revenue and expenditures
Self Supporting	DAT					229113	DAT District Attorney	13550	SR Public Protection-Grant	10037082	DA UV Unreserved/Underserved Vic	1	DA UV Un/Underserved FY21-22	10001	Grants	\$19990	5130Fringe	\$19990	Other Fringe Benefits		Unspecified	001	Gross Expenditures	On-Going		4	\$0	(\$8,396)	(\$8,396)	\$0	(\$14,906)	(\$14,906)		YES	Grant adjustments to reflect projected revenue and expenditures

BUDGET FORM 3A: Expenditure Changes

DEPARTMENT: DAT

Please identify proposed expenditure changes from the FY 2022-23 and FY 2022-23 Base Budget at the account level.

Note: To submit this information, run the 15.30.005 Snapshot Comparison (Audit Trail) report from the budget system.

Select the following criteria before running the report:

Budget Year: 2022

Before Snapshot: Start of Dept

After Snapshot: Current

GFS Type: Do not select a value.

Select dropdown option "Department Phase" after report has loaded.

Filter report on "AAO Title" field to only display "Gross Expenditures".

For any proposed changes, provide an explanation in the "Explanation of Change" for each Budget Year column.

Please contact your Mayor's Office or Controller's Office Analyst if you need assistance running this report.

All submissions must be formatted appropriately so that printed copies are easily readable for the public.

Budget System Report 15.30.005 filtered on Gross Expenditures																											Total BY Expenditure Variance: (62,324.00)			Total BY+1 Expenditure Variance: (125,315.00)			FORMULA	FILL IN
GFS Type	Dept	Dept Division	Division Description	Dept Section	Section Description	Dept ID	Dept ID Description	Fund ID	Fund Title	Project ID	Project Title	Activity ID	Activity Title	Authority ID	Authority Title	Account Lvl 5	Account Lvl 5 Name	Account ID	Account Title	TRIO ID	TRIO Title	AAO Category	AAO Title	Change Type Title	Change Type Code	Start Dept Amt	End Dept Amt	Var Dept Amt	Start BY+1 Dept Amt	End BY+1 Dept Amt	Var BY+1 Dept Amt	Change submitted?	Explanation of Change	
Self Supporting	DAT					229313	DAT District Attorney	13720	SR Public Protection-Grant Sta	10029570	CH FY 18-19 SFCCPS Program	2	SFCCPS Prog: 1p-23: DAT	10001	Grants	535000	5210NPsvcs	535000	Other Current Expenses - Bldg	Unspecified	001	Gross Expenditures	On-Going		4	\$172,904	\$0	(\$172,904)	\$172,904	\$0	(\$172,904)	YES	Grant adjustments to reflect projected revenue and expenditures.	
Self Supporting	DAT					229313	DAT District Attorney	13720	SR Public Protection-Grant Sta	10032945	CH FY 19-20 SFCCPS Program	2	FY 19-20 SFCCPS: DAT	10001	Grants	535000	5210NPsvcs	535000	Other Current Expenses - Bldg	Unspecified	001	Gross Expenditures	On-Going		4	\$0	\$36,793	\$36,793	\$0	\$0	\$0	\$0	YES	Grant adjustments to reflect projected revenue and expenditures.
Self Supporting	DAT					229313	DAT District Attorney	13720	SR Public Protection-Grant Sta	10034594	CH FY 20-21 SFCCPS Program	2	FY 20-21 SFCCPS: DAT	10001	Grants	501010	5010Salary	501010	Perm Salaries Misc-Regular	Unspecified	001	Gross Expenditures	On-Going		4	\$228,732	\$0	(\$228,732)	\$240,135	\$0	(\$240,135)	YES	Grant adjustments to reflect projected revenue and expenditures.	
Self Supporting	DAT					229313	DAT District Attorney	13720	SR Public Protection-Grant Sta	10034594	CH FY 20-21 SFCCPS Program	2	FY 20-21 SFCCPS: DAT	10001	Grants	513010	5130fringe	513010	Retire City Misc	Unspecified	001	Gross Expenditures	On-Going		4	\$49,179	\$0	(\$49,179)	\$46,532	\$0	(\$46,532)	YES	Grant adjustments to reflect projected revenue and expenditures.	
Self Supporting	DAT					229313	DAT District Attorney	13720	SR Public Protection-Grant Sta	10034594	CH FY 20-21 SFCCPS Program	2	FY 20-21 SFCCPS: DAT	10001	Grants	514010	5130fringe	514010	Social Security (Dedcl & HI)	Unspecified	001	Gross Expenditures	On-Going		4	\$13,147	\$0	(\$13,147)	\$13,662	\$0	(\$13,662)	YES	Grant adjustments to reflect projected revenue and expenditures.	
Self Supporting	DAT					229313	DAT District Attorney	13720	SR Public Protection-Grant Sta	10034594	CH FY 20-21 SFCCPS Program	2	FY 20-21 SFCCPS: DAT	10001	Grants	514020	5130fringe	514020	Social Sec-Medicare(Hi Only)	Unspecified	001	Gross Expenditures	On-Going		4	\$5,317	\$0	(\$5,317)	\$3,482	\$0	(\$3,482)	YES	Grant adjustments to reflect projected revenue and expenditures.	
Self Supporting	DAT					229313	DAT District Attorney	13720	SR Public Protection-Grant Sta	10034594	CH FY 20-21 SFCCPS Program	2	FY 20-21 SFCCPS: DAT	10001	Grants	515010	5130fringe	515010	Health Service City Match	Unspecified	001	Gross Expenditures	On-Going		4	\$6,468	\$0	(\$6,468)	\$6,861	\$0	(\$6,861)	YES	Grant adjustments to reflect projected revenue and expenditures.	
Self Supporting	DAT					229313	DAT District Attorney	13720	SR Public Protection-Grant Sta	10034594	CH FY 20-21 SFCCPS Program	2	FY 20-21 SFCCPS: DAT	10001	Grants	515710	5130fringe	515710	Dependent Coverage	Unspecified	001	Gross Expenditures	On-Going		4	\$17,784	\$0	(\$17,784)	\$18,852	\$0	(\$18,852)	YES	Grant adjustments to reflect projected revenue and expenditures.	
Self Supporting	DAT					229313	DAT District Attorney	13720	SR Public Protection-Grant Sta	10034594	CH FY 20-21 SFCCPS Program	2	FY 20-21 SFCCPS: DAT	10001	Grants	516010	5130fringe	516010	Dental Coverage	Unspecified	001	Gross Expenditures	On-Going		4	\$2,028	\$0	(\$2,028)	\$2,109	\$0	(\$2,109)	YES	Grant adjustments to reflect projected revenue and expenditures.	
Self Supporting	DAT					229313	DAT District Attorney	13720	SR Public Protection-Grant Sta	10034594	CH FY 20-21 SFCCPS Program	2	FY 20-21 SFCCPS: DAT	10001	Grants	517010	5130fringe	517010	Unemployment Insurance	Unspecified	001	Gross Expenditures	On-Going		4	\$229	\$0	(\$229)	\$240	\$0	(\$240)	YES	Grant adjustments to reflect projected revenue and expenditures.	
Self Supporting	DAT					229313	DAT District Attorney	13720	SR Public Protection-Grant Sta	10034594	CH FY 20-21 SFCCPS Program	2	FY 20-21 SFCCPS: DAT	10001	Grants	519010	5130fringe	519010	Fringe Adjustments-Budget	Unspecified	001	Gross Expenditures	On-Going		4	\$24,587	\$0	(\$24,587)	\$24,567	\$0	(\$24,567)	YES	Grant adjustments to reflect projected revenue and expenditures.	
Self Supporting	DAT					229313	DAT District Attorney	13720	SR Public Protection-Grant Sta	10034594	CH FY 20-21 SFCCPS Program	2	FY 20-21 SFCCPS: DAT	10001	Grants	519110	5130fringe	519110	Flexible Benefit Package	Unspecified	001	Gross Expenditures	On-Going		4	\$5,357	\$0	(\$5,357)	\$5,679	\$0	(\$5,679)	YES	Grant adjustments to reflect projected revenue and expenditures.	
Self Supporting	DAT					229313	DAT District Attorney	13720	SR Public Protection-Grant Sta	10034594	CH FY 20-21 SFCCPS Program	2	FY 20-21 SFCCPS: DAT	10001	Grants	519120	5130fringe	519120	Long Term Disability Insurance	Unspecified	001	Gross Expenditures	On-Going		4	\$307	\$0	(\$307)	\$322	\$0	(\$322)	YES	Grant adjustments to reflect projected revenue and expenditures.	
Self Supporting	DAT					229313	DAT District Attorney	13720	SR Public Protection-Grant Sta	10034594	CH FY 20-21 SFCCPS Program	2	FY 20-21 SFCCPS: DAT	10001	Grants	535000	5210NPsvcs	535000	Other Current Expenses - Bldg	Unspecified	001	Gross Expenditures	On-Going		4	\$74,838	\$0	(\$74,838)	\$74,838	\$0	(\$74,838)	YES	Grant adjustments to reflect projected revenue and expenditures.	
Self Supporting	DAT					229313	DAT District Attorney	13720	SR Public Protection-Grant Sta	10034594	CH FY 20-21 SFCCPS Program	2	FY 20-21 SFCCPS: DAT	10001	Grants	581140	58100Hdnp	581140	DT Technology Projects	Unspecified	001	Gross Expenditures	On-Going		4	\$2,745	\$0	(\$2,745)	\$2,745	\$0	(\$2,745)	YES	Grant adjustments to reflect projected revenue and expenditures.	
Self Supporting	DAT					229313	DAT District Attorney	13720	SR Public Protection-Grant Sta	10034594	CH FY 20-21 SFCCPS Program	2	FY 20-21 SFCCPS: DAT	10001	Grants	581325	58100Hdnp	581325	DT Enterprise Tech Contracts	Unspecified	001	Gross Expenditures	One-Time		2	\$58,207	\$0	(\$58,207)	\$0	\$0	\$0	YES	Grant adjustments to reflect projected revenue and expenditures.	
Self Supporting	DAT					229313	DAT District Attorney	13720	SR Public Protection-Grant Sta	10035818	CH FY 21-22 SFCCPS Program	2	FY 21-22 SFCCPS: DAT	10001	Grants	501010	5010Salary	501010	Perm Salaries Misc-Regular	Unspecified	001	Gross Expenditures	On-Going		4	\$0	\$228,732	\$228,732	\$0	\$240,135	\$240,135	\$0	YES	Grant adjustments to reflect projected revenue and expenditures.
Self Supporting	DAT					229313	DAT District Attorney	13720	SR Public Protection-Grant Sta	10035818	CH FY 21-22 SFCCPS Program	2	FY 21-22 SFCCPS: DAT	10001	Grants	513010	5130fringe	513010	Retire City Misc	Unspecified	001	Gross Expenditures	On-Going		4	\$0	\$49,179	\$49,179	\$0	\$46,532	\$46,532	\$0	YES	Grant adjustments to reflect projected revenue and expenditures.
Self Supporting	DAT					229313	DAT District Attorney	13720	SR Public Protection-Grant Sta	10035818	CH FY 21-22 SFCCPS Program	2	FY 21-22 SFCCPS: DAT	10001	Grants	514010	5130fringe	514010	Social Security (Dedcl & HI)	Unspecified	001	Gross Expenditures	On-Going		4	\$0	\$13,147	\$13,147	\$0	\$13,662	\$13,662	\$0	YES	Grant adjustments to reflect projected revenue and expenditures.
Self Supporting	DAT					229313	DAT District Attorney	13720	SR Public Protection-Grant Sta	10035818	CH FY 21-22 SFCCPS Program	2	FY 21-22 SFCCPS: DAT	10001	Grants	514020	5130fringe	514020	Social Sec-Medicare(Hi Only)	Unspecified	001	Gross Expenditures	On-Going		4	\$0	\$3,317	\$3,317	\$0	\$3,482	\$3,482	\$0	YES	Grant adjustments to reflect projected revenue and expenditures.
Self Supporting	DAT					229313	DAT District Attorney	13720	SR Public Protection-Grant Sta	10035818	CH FY 21-22 SFCCPS Program	2	FY 21-22 SFCCPS: DAT	10001	Grants	515010	5130fringe	515010	Health Service City Match	Unspecified	001	Gross Expenditures	On-Going		4	\$0	\$6,468	\$6,468	\$0	\$6,861	\$6,861	\$0	YES	Grant adjustments to reflect projected revenue and expenditures.
Self Supporting	DAT					229313	DAT District Attorney	13720	SR Public Protection-Grant Sta	10035818	CH FY 21-22 SFCCPS Program	2	FY 21-22 SFCCPS: DAT	10001	Grants	515710	5130fringe	515710	Dependent Coverage	Unspecified	001	Gross Expenditures	On-Going		4	\$0	\$17,784	\$17,784	\$0	\$18,852	\$18,852	\$0	YES	Grant adjustments to reflect projected revenue and expenditures.
Self Supporting	DAT					229313	DAT District Attorney	13720	SR Public Protection-Grant Sta	10035818	CH FY 21-22 SFCCPS Program	2	FY 21-22 SFCCPS: DAT	10001	Grants	516010	5130fringe	516010	Dental Coverage	Unspecified	001	Gross Expenditures	On-Going		4	\$0	\$2,028	\$2,028	\$0	\$2,109	\$2,109	\$0	YES	Grant adjustments to reflect projected revenue and expenditures.
Self Supporting	DAT					229313	DAT District Attorney	13720	SR Public Protection-Grant Sta	10035818	CH FY 21-22 SFCCPS Program	2	FY 21-22 SFCCPS: DAT	10001	Grants	517010	5130fringe	517010	Unemployment Insurance	Unspecified	001	Gross Expenditures	On-Going		4	\$0	\$229	\$229	\$0	\$240	\$240	\$0	YES	Grant adjustments to reflect projected revenue and expenditures.
Self Supporting	DAT					229313	DAT District Attorney	13720	SR Public Protection-Grant Sta	10035818	CH FY 21-22 SFCCPS Program	2	FY 21-22 SFCCPS: DAT	10001	Grants	519010	5130fringe	519010	Fringe Adjustments-Budget	Unspecified	001	Gross Expenditures	On-Going		4	\$0	\$22,288	\$22,288	\$0	\$0	\$0	\$0	YES	Grant adjustments to reflect projected revenue and expenditures.
Self Supporting	DAT					229313	DAT District Attorney	13720	SR Public Protection-Grant Sta	10035818	CH FY 21-22 SFCCPS Program	2	FY 21-22 SFCCPS: DAT	10001	Grants	519110	5130fringe	519110	Flexible Benefit Package	Unspecified	001	Gross Expenditures	On-Going		4	\$0	\$5,357	\$5,357	\$0	\$5,679	\$5,679	\$0	YES	Grant adjustments to reflect projected revenue and expenditures.
Self Supporting	DAT					229313	DAT District Attorney	13720	SR Public Protection-Grant Sta	10035818	CH FY 21-22 SFCCPS Program	2	FY 21-22 SFCCPS: DAT	10001	Grants	519120	5130fringe	519120	Long Term Disability Insurance	Unspecified	001	Gross Expenditures	On-Going		4	\$0	\$307	\$307	\$0	\$322	\$322	\$0	YES	Grant adjustments to reflect projected revenue and expenditures.
Self Supporting	DAT					229313	DAT District Attorney	13720	SR Public Protection-Grant Sta	10035818	CH FY 21-22 SFCCPS Program	2	FY 21-22 SFCCPS: DAT	10001	Grants	535000	5210NPsvcs	535000	Other Current Expenses - Bldg	Unspecified	001	Gross Expenditures	On-Going		4	\$0	\$74,838	\$74,838	\$0	\$146,752	\$146,752	\$0	YES	Grant adjustments to reflect projected revenue and expenditures.
Self Supporting	DAT					229313	DAT District Attorney	13720	SR Public Protection-Grant Sta	10035818	CH FY 21-22 SFCCPS Program	2	FY 21-22 SFCCPS: DAT	10001	Grants	581140	58100Hdnp	581140	DT Technology Projects	Unspecified	001	Gross Expenditures	On-Going		4	\$0	\$2,745	\$2,745	\$0	\$0	\$0	\$0	YES	Grant adjustments to reflect projected revenue and expenditures.
Self Supporting	DAT					229313	DAT District Attorney	13720	SR Public Protection-Grant Sta	10035818	CH FY 21-22 SFCCPS Program	2	FY 21-22 SFCCPS: DAT	10001	Grants	581325	58100Hdnp	581325	DT Enterprise Tech Contracts	Unspecified	001	Gross Expenditures	On-Going		4	\$0	\$58,207	\$58,207	\$0	\$0	\$0	\$0	YES	Grant adjustments to reflect projected revenue and expenditures.
Self Supporting	DAT					229313	DAT District Attorney	13720	SR Public Protection-Grant Sta	10037065	DA Board of Control FY21-22	1	DA Board of Control FY21-22	10001	Grants	519990	5130fringe	519990	Other Fringe Benefits	Unspecified	001	Gross Expenditures	On-Going		4	(\$18,548)	(\$18,548)	\$0	(\$18,548)	(\$31,569)	(\$13,021)	YES	Grant adjustments to reflect projected revenue and expenditures.	
Self Supporting	DAT					229313	DAT District Attorney	13720	SR Public Protection-Grant Sta	10037065	DA Board of Control FY21-22	1	DA Board of Control FY21-22	10001	Grants	535000	5210NPsvcs	535000	Other Current Expenses - Bldg	Unspecified	001	Gross Expenditures	On-Going		4	\$39,361	\$11,390	(\$27,971)	\$39,361	\$0	(\$39,361)	YES	Grant adjustments to reflect projected revenue and expenditures.	
Self Supporting	DAT					229313	DAT District Attorney	13720	SR Public Protection-Grant Sta	10037071	DA Criminal Restitut	1	DA Criminal Restitut	10001	Grants	519990	5130fringe	519990	Other Fringe Benefits	Unspecified	001	Gross Expenditures	On-Going		4	(\$2,223)	(\$6,394)	(\$4,171)	(\$2,223)	(\$9,564)	(\$7,341)	YES	Grant adjustments to reflect projected revenue and expenditures.	
Self Supporting	DAT					229313	DAT District Attorney	13720	SR Public Protection-Grant Sta	10037072	DA Auto-FY21-22	1	DA Auto-FY21-22	10001	Grants	519990	5130fringe	519990	Other Fringe Benefits	Unspecified	001	Gross Expenditures	On-Going		4	(\$5,404)	\$0	(\$5,404)	(\$5,404)	\$0	(\$5,404)	YES	Grant adjustments to reflect projected revenue and expenditures.	
Self Supporting	DAT					229313	DAT District Attorney	13720	SR Public Protection-Grant Sta	10037072	DA Auto-FY21-22	1	DA Auto-FY21-22	10001	Grants	535000	5210NPsvcs	535000	Other Current Expenses - Bldg	Unspecified	001	Gross Expenditures	On-Going		4	\$0	\$94,403	\$94,49						

BUDGET FORM 3B: Position Changes

DEPARTMENT: DAL

Please identify proposed position changes from the FY 2021-22 and FY 2022-23 Base Budget at the account level (reflecting both salary and discretionary special class changes).

Note: To submit this information, run the **15.30.004 Position Snapshot Comparison (Audit Trail)** report from the budget system.

Select the following criteria before running the report:

Budget Year: **2022**

Before Snapshot: **Start of Dept**

After Snapshot: **Current**

GFS Type: Do not select a value.

Select dropdown option **"Department Phase"** after report has loaded.

For any proposed changes, provide an explanation in the "Explanation of FTE and/or Amount Change" column.

Please contact your Mayor's Office or Controller's Office Analyst if you need assistance running this report.

All submissions must be formatted appropriately so that printed copies are easily readable for the public.

Additionally, layoffs should be further detailed on form 3C.

Budget System Report 15.30.004 filtered on Gross Expenditures																														Total BY FTE Variance: (0.00)		Total BY Amount Variance: -		Total BY+1 FTE Variance: (0.00)		Total BY+1 Amount Variance: -		FORMULA		FTE Changes Submitted?		Amount Changes Submitted?		Explanation of FTE and/or Amount Change	
GFS Type	Dept	Dept Division	Division Description	Dept Section	Section Description	Department ID	Department Description	Fund ID	Fund Title	Project ID	Project Title	Activity ID	Activity Title	Authority ID	Authority Title	Account Lvl 5 Name	Account ID	Agency Use ID	AAO	AAO Title	Class	Job Class Title	Emp Org Code	Emp Org Title	Ret	Status	Action	Ref No.	Start Dept FTE	End Dept FTE	Var Dept FTE	Start Dept Amt	End Dept Amt	Var Dept Amt	Start BY+1 Dept FTE	End BY+1 Dept FTE	Var BY+1 Dept FTE	Start BY+1 Dept Amt	End BY+1 Dept Amt	Var BY+1 Dept Amt	FTE Changes Submitted?	Amount Changes Submitted?			
Self-Supporting	DAL					220313	DAL District Attorney	13700	SR Public Protection Grant Site	00034504	CHFP 20-21 SFOPS Program	2	PP 20-21 SFOPS, DAL	00001	Grants	0000Salary	000000		001	Gross Expenditures	0022_C	Manager I	351	001 - MHA MUNICIPAL PROSECUTORS ASSOCIATION	C	0	N	A	040			1.000	(1.000)	\$0	(\$145,251)	(\$145,251)	13.000	13.000	\$0	(\$150,250)	(\$150,250)	N/A		YES	Reassignment of position to appropriate grant year
Self-Supporting	DAL					220313	DAL District Attorney	13700	SR Public Protection Grant Site	00034504	CHFP 20-21 SFOPS Program	2	PP 20-21 SFOPS, DAL	00001	Grants	0000Salary	000000		001	Gross Expenditures	0119_C	Victim/Witness Investigator I	790	790 - LOCAL 790, SEU	C	0	N	A	040			0.100	\$0.00	\$0	(\$8,893)	(\$8,893)	0.100	0.100	\$0	(\$9,794)	(\$9,794)	N/A		YES	Reassignment of position to appropriate grant year
Self-Supporting	DAL					220313	DAL District Attorney	13700	SR Public Protection Grant Site	00034504	CHFP 20-21 SFOPS Program	2	PP 20-21 SFOPS, DAL	00001	Grants	0000Salary	000000		001	Gross Expenditures	0131_C	Victim/Witness Investigator II	790	790 - LOCAL 790, SEU	C	0	N	A	040			0.100	\$0.00	\$0	(\$8,893)	(\$8,893)	0.100	0.100	\$0	(\$9,175)	(\$9,175)	N/A		YES	Reassignment of position to appropriate grant year
Self-Supporting	DAL					220313	DAL District Attorney	13700	SR Public Protection Grant Site	00034504	CHFP 20-21 SFOPS Program	2	PP 20-21 SFOPS, DAL	00001	Grants	0000Salary	000000		001	Gross Expenditures	0135_C	Assistant Chief Victim/Witness Investigator	790	790 - LOCAL 790, SEU	C	A	N	040			0.050	\$0.00	\$0	(\$6,275)	(\$6,275)	0.050	0.050	\$0	(\$6,587)	(\$6,587)	N/A		YES	Reassignment of position to appropriate grant year	
Self-Supporting	DAL					220313	DAL District Attorney	13700	SR Public Protection Grant Site	00034504	CHFP 20-21 SFOPS Program	2	PP 20-21 SFOPS, DAL	00001	Grants	0000Salary	000000		001	Gross Expenditures	0139_C	Assistant Chief Victim/Witness Investigator	790	790 - LOCAL 790, SEU	C	0	N	A	040			0.100	\$0.00	\$0	(\$12,548)	(\$12,548)	0.100	0.100	\$0	(\$13,175)	(\$13,175)	N/A		YES	Reassignment of position to appropriate grant year
Self-Supporting	DAL					220313	DAL District Attorney	13700	SR Public Protection Grant Site	00034504	CHFP 20-21 SFOPS Program	2	PP 20-21 SFOPS, DAL	00001	Grants	0000Salary	000000		001	Gross Expenditures	0177_C	Attorney (Gov/Contract)	111	111 - MUNICIPAL ATTORNEYS ASSOCIATION	C	0	N	A	040			0.200	\$0.00	\$0	(\$41,242)	(\$41,242)	0.200	0.200	\$0	(\$41,690)	(\$41,690)	N/A		YES	Reassignment of position to appropriate grant year
Self-Supporting	DAL					220313	DAL District Attorney	13700	SR Public Protection Grant Site	00034518	CHFP 21-22 SFOPS Program	2	PP 21-22 SFOPS, DAL	00001	Grants	0000Salary	000000		001	Gross Expenditures	0022_C	Manager I	351	001 - MHA MUNICIPAL PROSECUTORS ASSOCIATION	C	0	N	A	040			1.000	1.000	\$0	(\$145,251)	(\$145,251)	13.000	13.000	\$0	(\$150,250)	(\$150,250)	N/A		YES	Reassignment of position to appropriate grant year
Self-Supporting	DAL					220313	DAL District Attorney	13700	SR Public Protection Grant Site	00034518	CHFP 21-22 SFOPS Program	2	PP 21-22 SFOPS, DAL	00001	Grants	0000Salary	000000		001	Gross Expenditures	0128_C	Victim/Witness Investigator I	790	790 - LOCAL 790, SEU	C	0	N	A	040			0.100	0.100	\$0	\$8,893	\$8,893	0.100	0.100	\$0	\$9,796	\$9,796	N/A		YES	Reassignment of position to appropriate grant year
Self-Supporting	DAL					220313	DAL District Attorney	13700	SR Public Protection Grant Site	00034518	CHFP 21-22 SFOPS Program	2	PP 21-22 SFOPS, DAL	00001	Grants	0000Salary	000000		001	Gross Expenditures	0131_C	Victim/Witness Investigator II	790	790 - LOCAL 790, SEU	C	0	N	A	040			0.100	0.100	\$0	\$8,893	\$8,893	0.100	0.100	\$0	\$9,175	\$9,175	N/A		YES	Reassignment of position to appropriate grant year
Self-Supporting	DAL					220313	DAL District Attorney	13700	SR Public Protection Grant Site	00034518	CHFP 21-22 SFOPS Program	2	PP 21-22 SFOPS, DAL	00001	Grants	0000Salary	000000		001	Gross Expenditures	0135_C	Assistant Chief Victim/Witness Investigator	790	790 - LOCAL 790, SEU	C	A	N	040			0.050	0.050	\$0	\$6,275	\$6,275	0.050	0.050	\$0	\$6,587	\$6,587	N/A		YES	Reassignment of position to appropriate grant year	
Self-Supporting	DAL					220313	DAL District Attorney	13700	SR Public Protection Grant Site	00034518	CHFP 21-22 SFOPS Program	2	PP 21-22 SFOPS, DAL	00001	Grants	0000Salary	000000		001	Gross Expenditures	0139_C	Assistant Chief Victim/Witness Investigator	790	790 - LOCAL 790, SEU	C	0	N	A	040			0.100	0.100	\$0	\$12,548	\$12,548	0.100	0.100	\$0	\$13,175	\$13,175	N/A		YES	Reassignment of position to appropriate grant year
Self-Supporting	DAL					220313	DAL District Attorney	13700	SR Public Protection Grant Site	00034518	CHFP 21-22 SFOPS Program	2	PP 21-22 SFOPS, DAL	00001	Grants	0000Salary	000000		001	Gross Expenditures	0177_C	Attorney (Gov/Contract)	111	111 - MUNICIPAL ATTORNEYS ASSOCIATION	C	0	N	A	040			0.200	0.200	\$0	\$41,242	\$41,242	0.200	0.200	\$0	\$41,690	\$41,690	N/A		YES	Reassignment of position to appropriate grant year



Chesa Boudin
District Attorney

February 22, 2021

Ashley Groffenberger
Budget Director, Mayor's Office
City and County of San Francisco
City Hall, Room 200
1 Carlton B. Goodlett Place
San Francisco, CA 94102

RE: Minimum Compensation Ordinance Consideration

Dear Ms. Groffenberger,

This letter is to confirm that the District Attorney's Office has taken the necessary steps to comply with the Minimum Compensation Ordinance (MCO) by considering the effects of the MCO on our budget submission. During the current fiscal year, in consultation with the Controller's Office, our Office made the necessary adjustments to one of our ongoing grants to comply with the MCO. In planning for the budget year, our Office requested that each community-based organization with an ongoing grant award from our Office, supply a list of funded positions to ensure that all positions met with the MCO. If your Office funds a consumer price index increase for community-based organizations in the budget year, our Office will be poised to effectuate those adjustments.

Respectfully,

A handwritten signature in blue ink, appearing to read "Eugene Clendinen".

Eugene Clendinen
Chief, Administration &
Finance

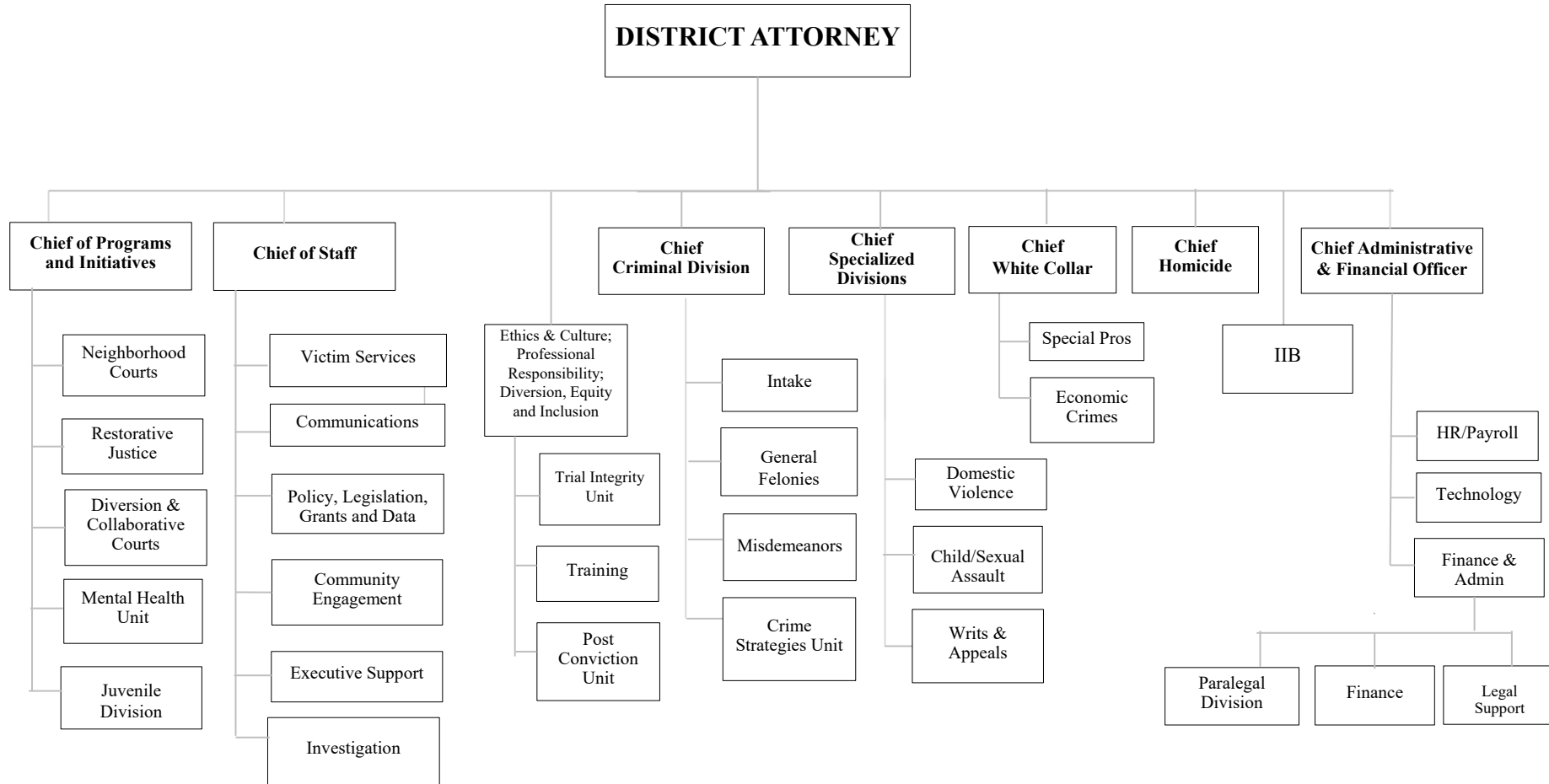
DAT INTERDEPARTMENTAL SERVICES BALANCING

Requesting Dept	Performing Dept	Department Pair	Department Code	Department Title	Division Code	Division Title	Section Code	Section Description	GFS Type	Fund Code	Fund Title	Authority Code	Authority Title	Project Code	Project Title	Activity Code	Activity Title	Account Code	Account Title	CY Orig Amt	BY Orig Amt	Base Amt	BY Amt - Dept	BY Amt - Mayor Proposed	BY Amt - Technical Adjust	BY Amt - Committee Recommended	BY Amt - Board Approved	BY+1 Base Amt	BY+1 Amt - Dept Request	BY+1 Amt - Mayor Proposed	BY+1 Amt - Technical Adjust	BY+1 Amt - Committee Recommended	BY+1 Amt - Board Approved		
CHF	DAT	CHF-DAT	229218	CHF Children; Youth & Families DAT District Attorney					Self Supporting	11190	SR Children and Youth	20112	CH Justices Services	10001640	CH CYF-Eligible Services	7000	CYF Eligible - General	581320	GF-District Attorney Exp Rec Fr Child; Youth&Fam AAO	\$ (125,000)	\$ (125,000)	\$ (125,000)	\$ (125,000)	\$ (125,000)	\$ (125,000)	\$ (125,000)	\$ (125,000)	\$ (125,000)	\$ (125,000)	\$ (125,000)	\$ (125,000)	\$ (125,000)	\$ (125,000)		
CHF	DAT	CHF-DAT	229313	ADM Real Estate Division		ADM Internal Services	228875	ADM Real Estate Division	GFS	10060	GF Work Order	10002	ADRE Real Estate Operations	10001773	DA Work Order	1	Work Order	486190	Exp Rec Fr District Attorney AAO	\$ 125,000	\$ 125,000	\$ 125,000	\$ 150,000	\$ 150,000	\$ 150,000	\$ 150,000	\$ 125,000	\$ 150,000	\$ 150,000	\$ 150,000	\$ 150,000	\$ 150,000	\$ 150,000		
DAT	ADM	DAT-ADM	228875	ADM Real Estate Division	296644	ADM Internal Services	228875	ADM Real Estate Division	Self Supporting	14300	SR Real Property	17378	Real Estate Real Property Fund	10001302	ADRE Real Estate Operations	21	Rent Recoveries	486270	Exp Rec Fr District Attorney AAO	\$ 137,120	\$ 148,660	\$ 148,660	\$ 148,660	\$ 148,660	\$ 148,660	\$ 148,660	\$ 148,660	\$ 148,660	\$ 148,660	\$ 148,660	\$ 148,660	\$ 148,660	\$ 148,660		
DAT	ADM	DAT-ADM	228875	ADM Real Estate Division	296644	ADM Internal Services	228875	ADM Real Estate Division	Self Supporting	14300	SR Real Property	17378	Real Estate Real Property Fund	10001302	ADRE Real Estate Operations	45	FM Recoveries	486270	Exp Rec Fr District Attorney AAO	\$ -	\$ -	\$ -	\$ -	\$ -	\$ -	\$ -	\$ -	\$ -	\$ -	\$ -	\$ -	\$ -	\$ -	\$ -	
DAT	ADM	DAT-ADM	228875	ADM Real Estate Division	296644	ADM Internal Services	228875	ADM Real Estate Division	Self Supporting	14300	SR Real Property	17378	Real Estate Real Property Fund	10001302	ADRE Real Estate Operations	46	350 Rhode Island Lease	486270	Exp Rec Fr District Attorney AAO	\$ 8,672,434	\$ 8,978,810	\$ 8,978,810	\$ 8,978,810	\$ 8,978,810	\$ 8,978,810	\$ 8,978,810	\$ 8,978,810	\$ 8,978,810	\$ 8,978,810	\$ 8,978,810	\$ 8,978,810	\$ 8,978,810	\$ 8,978,810	\$ 8,978,810	
DAT	ADM	DAT-ADM	228880	ADM ReproMail	296644	ADM Internal Services	228880	ADM ReproMail	Self Supporting	28310	ISOIS REPRODUCTION FUND	10000	Operating	10003088	ADRP Repromail	1	Repromail Operations	486270	Exp Rec Fr District Attorney AAO	\$ 29,400	\$ 29,400	\$ 29,400	\$ 29,400	\$ 29,400	\$ 29,400	\$ 29,400	\$ 29,400	\$ 29,400	\$ 29,400	\$ 29,400	\$ 29,400	\$ 29,400	\$ 29,400	\$ 29,400	
DAT	ADM	DAT-ADM	229313	DAT District Attorney					GFS	10000	GF Annual Account Ctrl	10000	Operating	10001772	DA Administration	1	Administration	581650	Leases Paid To Real Estate	\$ (8,672,434)	\$ (8,978,810)	\$ (8,978,810)	\$ (8,978,810)	\$ (8,978,810)	\$ (8,978,810)	\$ (8,978,810)	\$ (8,978,810)	\$ (8,978,810)	\$ (8,978,810)	\$ (8,978,810)	\$ (8,978,810)	\$ (8,978,810)	\$ (8,978,810)		
DAT	ADM	DAT-ADM	229313	DAT District Attorney					GFS	10000	GF Annual Account Ctrl	10000	Operating	10001772	DA Administration	1	Administration	581890	GF-Rent Paid To Real Estate	\$ (137,120)	\$ (148,660)	\$ (148,660)	\$ (148,660)	\$ (148,660)	\$ (148,660)	\$ (148,660)	\$ (148,660)	\$ (148,660)	\$ (148,660)	\$ (148,660)	\$ (148,660)	\$ (148,660)	\$ (148,660)	\$ (148,660)	
DAT	ADM	DAT-ADM	229313	DAT District Attorney					GFS	10000	GF Annual Account Ctrl	10000	Operating	10001774	DA Prosecution	1	Prosecution	581410	GF-GSA-Facilities Mgmt Svcs	\$ -	\$ -	\$ -	\$ -	\$ -	\$ -	\$ -	\$ -	\$ -	\$ -	\$ -	\$ -	\$ -	\$ -	\$ -	
DAT	ADM	DAT-ADM	229313	DAT District Attorney					GFS	10000	GF Annual Account Ctrl	10000	Operating	10001774	DA Prosecution	1	Prosecution	581710	Is-Purch-Centrl Shop-AutoMaint	\$ (85,638)	\$ (84,926)	\$ (84,926)	\$ (84,926)	\$ (84,926)	\$ (84,926)	\$ (84,926)	\$ (84,926)	\$ (84,926)	\$ (84,926)	\$ (84,926)	\$ (84,926)	\$ (84,926)	\$ (84,926)	\$ (84,926)	
DAT	ADM	DAT-ADM	229313	DAT District Attorney					GFS	10000	GF Annual Account Ctrl	10000	Operating	10001774	DA Prosecution	1	Prosecution	581730	Is-Purch-Vehicle Leasing (AAO)	\$ -	\$ -	\$ -	\$ -	\$ -	\$ -	\$ -	\$ -	\$ -	\$ -	\$ -	\$ -	\$ -	\$ -	\$ -	\$ -
DAT	ADM	DAT-ADM	229313	DAT District Attorney					GFS	10000	GF Annual Account Ctrl	10000	Operating	10001774	DA Prosecution	1	Prosecution	581740	Is-Purch-Centrl Shop-FuelStock	\$ (34,976)	\$ (38,102)	\$ (38,102)	\$ (38,102)	\$ (38,102)	\$ (38,102)	\$ (38,102)	\$ (38,102)	\$ (38,102)	\$ (38,102)	\$ (38,102)	\$ (38,102)	\$ (38,102)	\$ (38,102)	\$ (38,102)	\$ (38,102)
DAT	ADM	DAT-ADM	229313	DAT District Attorney					GFS	10000	GF Annual Account Ctrl	10000	Operating	10001774	DA Prosecution	1	Prosecution	581790	GF-Purch-Mail Services	\$ -	\$ -	\$ -	\$ -	\$ -	\$ -	\$ -	\$ -	\$ -	\$ -	\$ -	\$ -	\$ -	\$ -	\$ -	\$ -
DAT	ADM	DAT-ADM	229313	DAT District Attorney					GFS	10000	GF Annual Account Ctrl	10000	Operating	10001774	DA Prosecution	1	Prosecution	581810	Is-GSA-Fleet Pol-CarsHRe Vehicle	\$ -	\$ -	\$ -	\$ -	\$ -	\$ -	\$ -	\$ -	\$ -	\$ -	\$ -	\$ -	\$ -	\$ -	\$ -	\$ -
DAT	ADM	DAT-ADM	229313	DAT District Attorney					GFS	10000	GF Annual Account Ctrl	10000	Operating	10001774	DA Prosecution	1	Prosecution	581820	Is-Purch-Reproduction	\$ (29,400)	\$ (29,400)	\$ (29,400)	\$ (29,400)	\$ (29,400)	\$ (29,400)	\$ (29,400)	\$ (29,400)	\$ (29,400)	\$ (29,400)	\$ (29,400)	\$ (29,400)	\$ (29,400)	\$ (29,400)	\$ (29,400)	
DAT	ADM	DAT-ADM	232178	ADM Fleet Management	296644	ADM Internal Services	232178	ADM Fleet Management	Self Supporting	27500	ISCSF CENTRAL SHOPS FUND	10000	Operating	10001625	ADM Fleet Management	1	Fleet Management	486270	Exp Rec Fr District Attorney AAO	\$ 120,614	\$ 123,028	\$ 123,028	\$ 123,028	\$ 123,028	\$ 123,028	\$ 123,028	\$ 123,028	\$ 123,028	\$ 123,028	\$ 123,028	\$ 123,028	\$ 123,028	\$ 123,028	\$ 123,028	
DAT	ADM	DAT-ADM	232178	ADM Fleet Management	296644	ADM Internal Services	232178	ADM Fleet Management	Self Supporting	27520	LEASING PROG	10000	Operating	10003089	1 Vehicle Leasing Program	1	Vehicle Leasing Program	486270	Exp Rec Fr District Attorney AAO	\$ -	\$ -	\$ -	\$ -	\$ -	\$ -	\$ -	\$ -	\$ -	\$ -	\$ -	\$ -	\$ -	\$ -	\$ -	
DAT	CHF	DAT-CHF	229218	CHF Children; Youth & Families DAT District Attorney					GFS	10060	GF Work Order	20112	CH Justices Services	10001640	CH CYF-Eligible Services	8000	Eligible	486270	Exp Rec Fr District Attorney AAO	\$ 100,000	\$ 100,000	\$ 100,000	\$ 100,000	\$ 100,000	\$ 100,000	\$ 100,000	\$ 100,000	\$ 100,000	\$ 100,000	\$ 100,000	\$ 100,000	\$ 100,000	\$ 100,000	\$ 100,000	
DAT	CHF	DAT-CHF	229313	DAT District Attorney					GFS	10000	GF Annual Account Ctrl	10000	Operating	10001772	DA Administration	1	Administration	581300	Exp Rec Fr District Attorney AAO	\$ (100,000)	\$ (100,000)	\$ (100,000)	\$ (100,000)	\$ (100,000)	\$ (100,000)	\$ (100,000)	\$ (100,000)	\$ (100,000)	\$ (100,000)	\$ (100,000)	\$ (100,000)	\$ (100,000)	\$ (100,000)	\$ (100,000)	\$ (100,000)
DAT	DPH	DAT-DPH	190644	HAD DPH Admin Finance	251961	HAD Public Health Admin	190644	HAD DPH Admin Finance	GFS	10060	GF Work Order	10002	Interdepartmental-Overhead	10001971	HA DPH Admin WO-OSH	1	Safety	486270	Exp Rec Fr District Attorney AAO	\$ -	\$ -	\$ -	\$ -	\$ -	\$ -	\$ -	\$ -	\$ -	\$ -	\$ -	\$ -	\$ -	\$ -	\$ -	
DAT	DPH	DAT-DPH	229313	DAT District Attorney					GFS	10000	GF Annual Account Ctrl	10000	Operating	10001774	DA Prosecution	1	Prosecution	581520	EF-SFGH-Medical Service	\$ -	\$ -	\$ -	\$ -	\$ -	\$ -	\$ -	\$ -	\$ -	\$ -	\$ -	\$ -	\$ -	\$ -	\$ -	
DAT	DPH	DAT-DPH	229313	DAT District Attorney					GFS	10000	GF Annual Account Ctrl	10000	Operating	10001774	DA Prosecution	1	Prosecution	581570	GF-Chs-Medical Service	\$ (6,127)	\$ (6,127)	\$ (6,127)	\$ (6,127)	\$ (6,127)	\$ (6,127)	\$ (6,127)	\$ (6,127)	\$ (6,127)	\$ (6,127)	\$ (6,127)	\$ (6,127)	\$ (6,127)	\$ (6,127)	\$ (6,127)	
DAT	DPH	DAT-DPH	251656	HGH Empl & Occupational Health	242641	HGH Zuckerberg SF General	251963	HGH Ops Diagnostic & Sup	GFS	21080	SFGH-Op Annual Account Ctrl	10000	Operating	10001858	HG OCCHLTH NON-OPERATING	2	RECOVERY	486270	Exp Rec Fr District Attorney AAO	\$ -	\$ -	\$ -	\$ -	\$ -	\$ -	\$ -	\$ -	\$ -	\$ -	\$ -	\$ -	\$ -	\$ -	\$ -	
DAT	DPH	DAT-DPH	251910	HAD DPH Admin HR	251961	HAD Public Health Admin	251910	HAD DPH Admin HR	GFS	10060	GF Work Order	10002	Interdepartmental-Overhead	10001971	HA DPH Admin WO-OSH	1	Safety	486270	Exp Rec Fr District Attorney AAO	\$ 6,127	\$ 6,127	\$ 6,127	\$ 6,127	\$ 6,127	\$ 6,127	\$ 6,127	\$ 6,127	\$ 6,127	\$ 6,127	\$ 6,127	\$ 6,127	\$ 6,127	\$ 6,127	\$ 6,127	
DAT	DPW	DAT-DPW	207951	DPW BBR Budgetary	207990	DPW Operations	229822	DPW Building Repair	GFS	10040	GF PW Work Order	10002	Interdepartmental-Overhead	10036127	PW DAT IDS	2	BBR DAT M&R	486270	Exp Rec Fr District Attorney AAO	\$ 5,000	\$ 5,000	\$ 5,000	\$ 5,000	\$ 5,000	\$ 5,000	\$ 5,000	\$ 5,000	\$ 5,000	\$ 5,000	\$ 5,000	\$ 5,000	\$ 5,000	\$ 5,000	\$ 5,000	
DAT	DPW	DAT-DPW	229313	DAT District Attorney					GFS	10000	GF Annual Account Ctrl	10000	Operating	10001774	DA Prosecution	1	Prosecution	581067	Sr-DPW-Building Repair	\$ (5,000)	\$ (5,000)	\$ (5,000)	\$ (5,000)	\$ (5,000)	\$ (5,000)	\$ (5,000)	\$ (5,000)	\$ (5,000)	\$ (5,000)	\$ (5,000)	\$ (5,000)	\$ (5,000)	\$ (5,000)	\$ (5,000)	
DAT	HRD	DAT-HRD	229313	DAT District Attorney					GFS	10000	GF Annual Account Ctrl	10000	Operating	10001772	DA Administration	1	Administration	581460	GF-HR-Workers' Comp Claims	\$ (262,286)	\$ (270,155)	\$ (270,155)	\$ (270,155)	\$ (270,155)	\$ (270,155)	\$ (270,155)	\$ (270,155)	\$ (270,155)	\$ (270,155)	\$ (270,155)	\$ (270,155)	\$ (270,155)	\$ (270,155)	\$ (270,155)	\$ (270,155)
DAT	HRD	DAT-HRD	232027	HRD Workers Compensation	232027	HRD Workers Compensation			Self Supporting	12460	SR Workers' Compensation	10000	Operating	10026742	HR Administration	1	HR Administration	486270	Exp Rec Fr District Attorney AAO	\$ 262,286	\$ 270,155	\$ 270,155	\$ 270,155	\$ 270,155	\$ 270,155	\$ 270,155	\$ 270,155	\$ 270,155	\$ 270,155	\$ 270,155	\$ 270,155	\$ 270,155	\$ 270,155	\$ 270,155	
DAT	HSA	DAT-HSA	149657	HSA AM Central Management	149655	HSA Admin Support (HSA)	149657	HSA AM Central Management	GFS	10000	GF Continuing Authority Ctrl	10000	Operating	10001700	HS AD County Expense Claim	1	Allocable Staff&Overhd	486270	Exp Rec Fr District Attorney AAO	\$ 13,200	\$ 13,200	\$ 13,200	\$ 13,200	\$ 13,200	\$ 13,200	\$ 13,200	\$ 13,200	\$ 13,200	\$ 13,200	\$ 13,200	\$ 13,200	\$ 13,200	\$ 13,200	\$ 13,200	
DAT	HSA	DAT-HSA	229313	DAT District Attorney					GFS	10020	GF Continuing Authority Ctrl	16973	DA Victim Services	10023081	DA Victim Services	1	Victim Services	581950	GF-Social Services	\$ (13,200)	\$ (13,200)	\$ (13,200)	\$ (13,200)	\$ (13,200)	\$ (13,200)	\$ (13,200)	\$ (13,200)	\$ (13,200)	\$ (13,200)	\$ (13,200)	\$ (13,200)	\$ (13,200)	\$ (13,200)	\$ (13,200)	
DAT	POL	DAT-POL	229313	DAT District Attorney					Self Supporting	13500	SR Da-Special Revenue	16975	DA First Offender Prostitution	10023083	PC 1st Offender Prostitution	1	Prostitution Prg	581830	GF-Police Security	\$ (30,000)	\$ (30,000)	\$ (30,000)	\$ (30,000)	\$ (30,000)	\$ (30,000)	\$ (30,000)	\$ (30,000)	\$ (30,000)	\$ (30,000)	\$ (30,000)	\$ (30,000)	\$ (30,000)	\$ (30,000)	\$ (30,000)	
DAT	POL	DAT-POL	232092	POL - FOB - Field Investigations	232091	POL - FOB - Field Operations	232092	POL - FOB - Investigations	GFS	10060	GF Work Order	10002	Interdepartmental-Overhead	10001890	PC 1st Offender Prostitution	1	Prostitution-DA	486270	Exp Rec Fr District Attorney AAO	\$ 30,000	\$ 30,000	\$ 30,000	\$ 30,000	\$ 30,000	\$ 30,000	\$ 30,000	\$ 30,000	\$ 30,000	\$ 30,000	\$ 30,000	\$ 30,000	\$ 30,000	\$ 30,000	\$ 30,000	
DAT	PUC	DAT-PUC	229267	WWVE0101 Administration	229309	WWE Wastewater Enterprise	229271	WWVE01 Administration	Self Supporting	20160	WWE Op Annual Account Ctrl	10000	Operating	10030000	UC Administration	1	General Administration	486270	Exp Rec Fr District Attorney AAO	\$ 4,600	\$ 5,300	\$ 5,300	\$ -	\$ -	\$ -	\$ -	\$ -	\$ 5,300	\$ -	\$ -	\$ -	\$ -	\$ -		
DAT	PUC	DAT-PUC	229313	DAT District Attorney					GFS	10000	GF Annual Account Ctrl	10000	Operating	10001774	DA Prosecution	1	Prosecution	581051	GF-PUC-Light Heat & Power	\$ (23,922)	\$ (30,094)	\$ (30,094)	\$ (30,094)	\$ (30,094)	\$ (30,094)	\$ (30,094)	\$ (30,094)	\$ (30,094)	\$ (30,094)	\$ (30,094)	\$ (30,094)	\$ (30,094)	\$ (30,094)	\$ (30,094)	
DAT	PUC	DAT-PUC	229313	DAT District Attorney					GFS	10000	GF Annual Account Ctrl	10000	Operating	10001774	DA Prosecution	1	Prosecution	581063	PUC Sewer Service Charges	\$ (188)	\$ -	\$ -	\$ -	\$ -	\$ -	\$ -	\$ -	\$ -	\$ -	\$ -	\$ -	\$ -	\$ -	\$ -	
DAT	PUC	DAT-PUC	229313	DAT District Attorney					GFS	10000	GF Annual Account Ctrl	10000	Operating	10001774	DA Prosecution	1	Prosecution	581064	EF-PUC-Water Charges	\$ (277)	\$ -	\$ -	\$ -	\$ -	\$ -	\$ -	\$ -	\$ -	\$ -	\$ -	\$ -	\$ -	\$ -	\$ -	
DAT	PUC	DAT-PUC	232396	WTR01 Administration	232429	WTR Water Enterprise	232396	WTR01 Administration	Self Supporting	25940	WTR Op Annual Account Ctrl	10000	Operating	10029994	UW Administration	10	General Regional Admin.	486270	Exp Rec Fr District Attorney AAO	\$ 4,600	\$ 5,300	\$ 5,300	\$ 5,300	\$											

DAT INTERDEPARTMENTAL SERVICES BALANCING

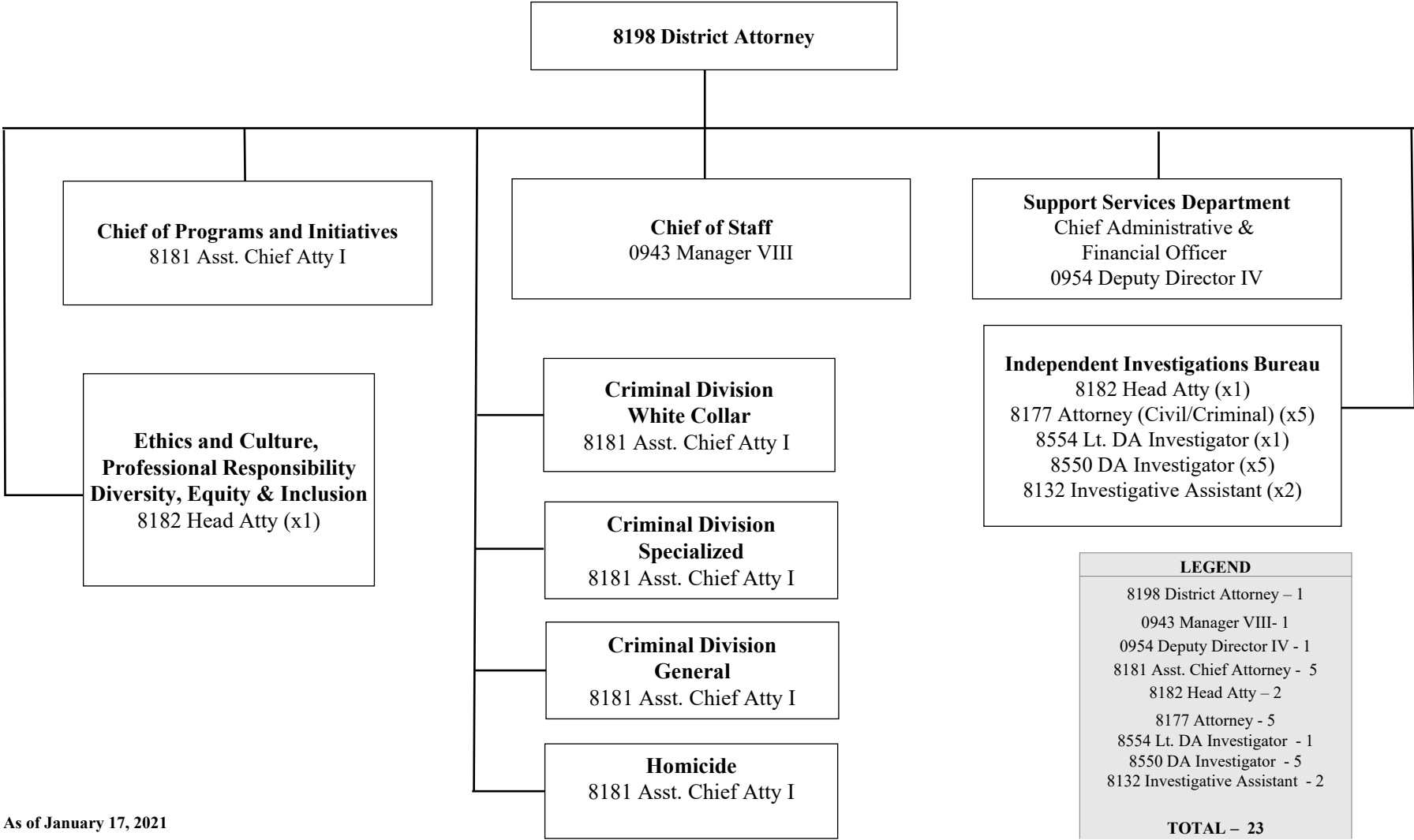
[illegible]

SAN FRANCISCO DISTRICT ATTORNEY



San Francisco District Attorney

District Attorney Direct Reports



San Francisco District Attorney

Chief of Staff

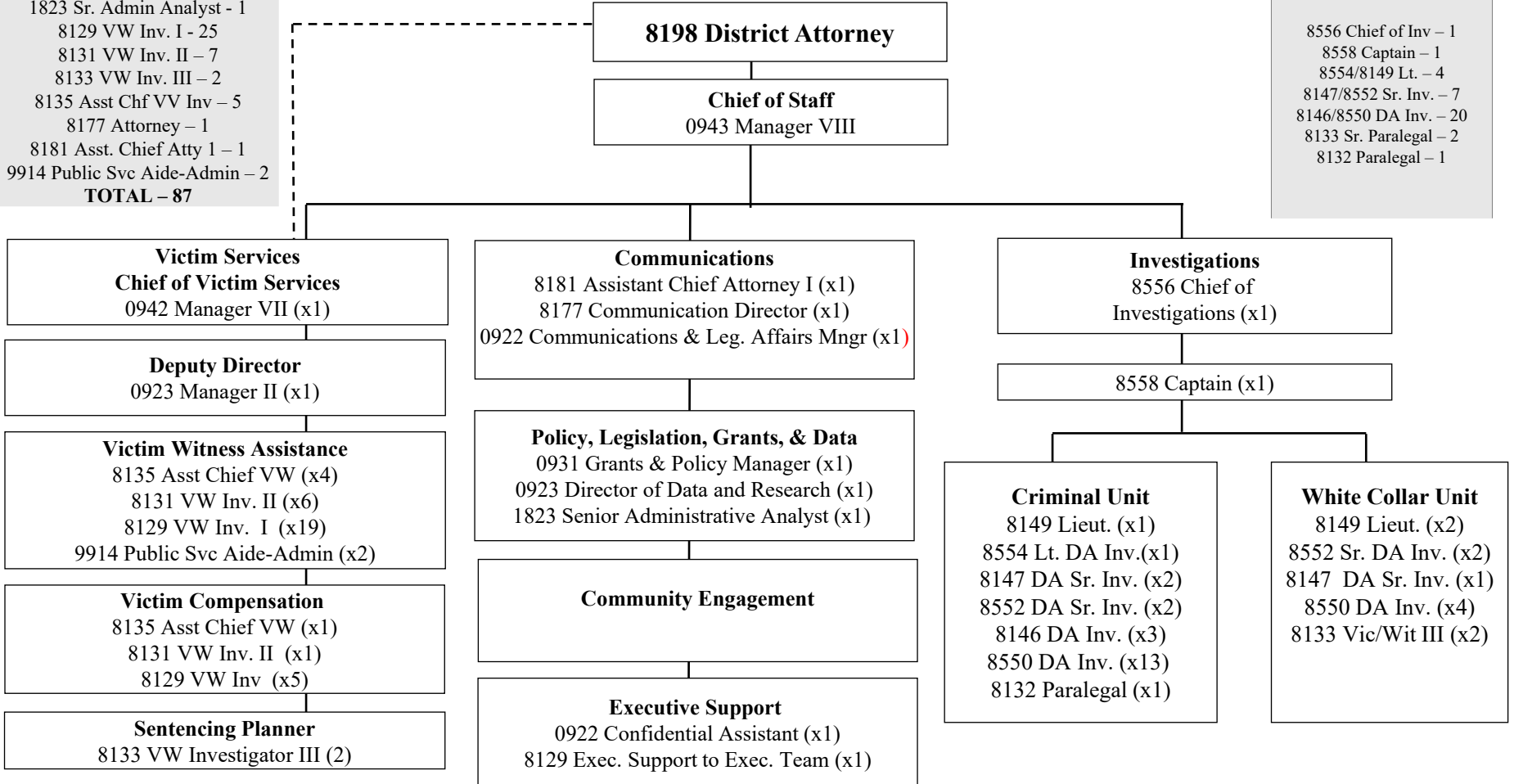
Organizational Structure

LEGEND

0922 Manager I - 2
0923 Manager II - 2
0931 Manager III - 1
0942 Manager VII - 1
1823 Sr. Admin Analyst - 1
8129 VW Inv. I - 25
8131 VW Inv. II - 7
8133 VW Inv. III - 2
8135 Asst Chf VV Inv - 5
8177 Attorney - 1
8181 Asst. Chief Atty I - 1
9914 Public Svc Aide-Admin - 2
TOTAL - 87

INVESTIGATIONS LEGEND

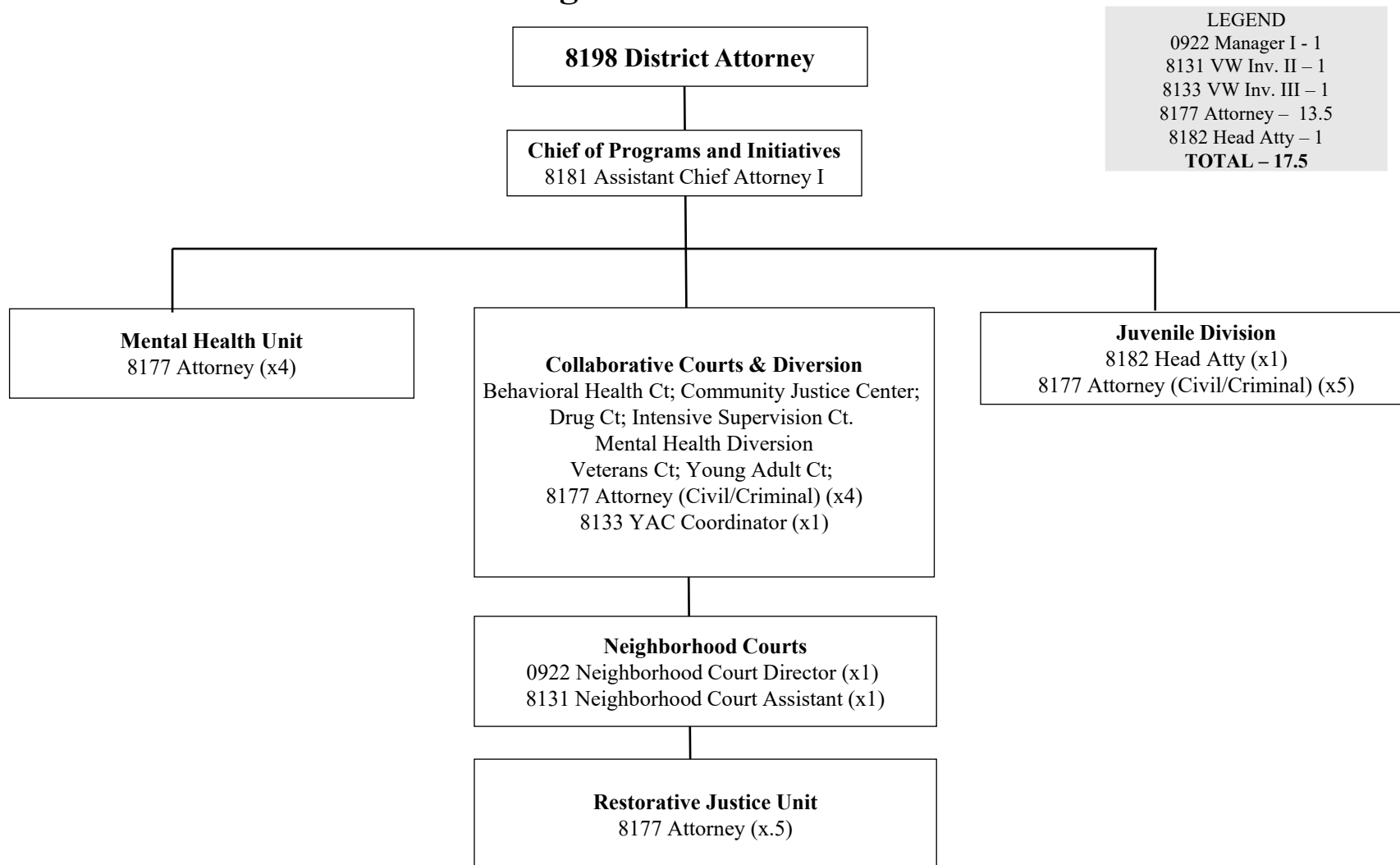
8556 Chief of Inv - 1
8558 Captain - 1
8554/8149 Lt. - 4
8147/8552 Sr. Inv. - 7
8146/8550 DA Inv. - 20
8133 Sr. Paralegal - 2
8132 Paralegal - 1



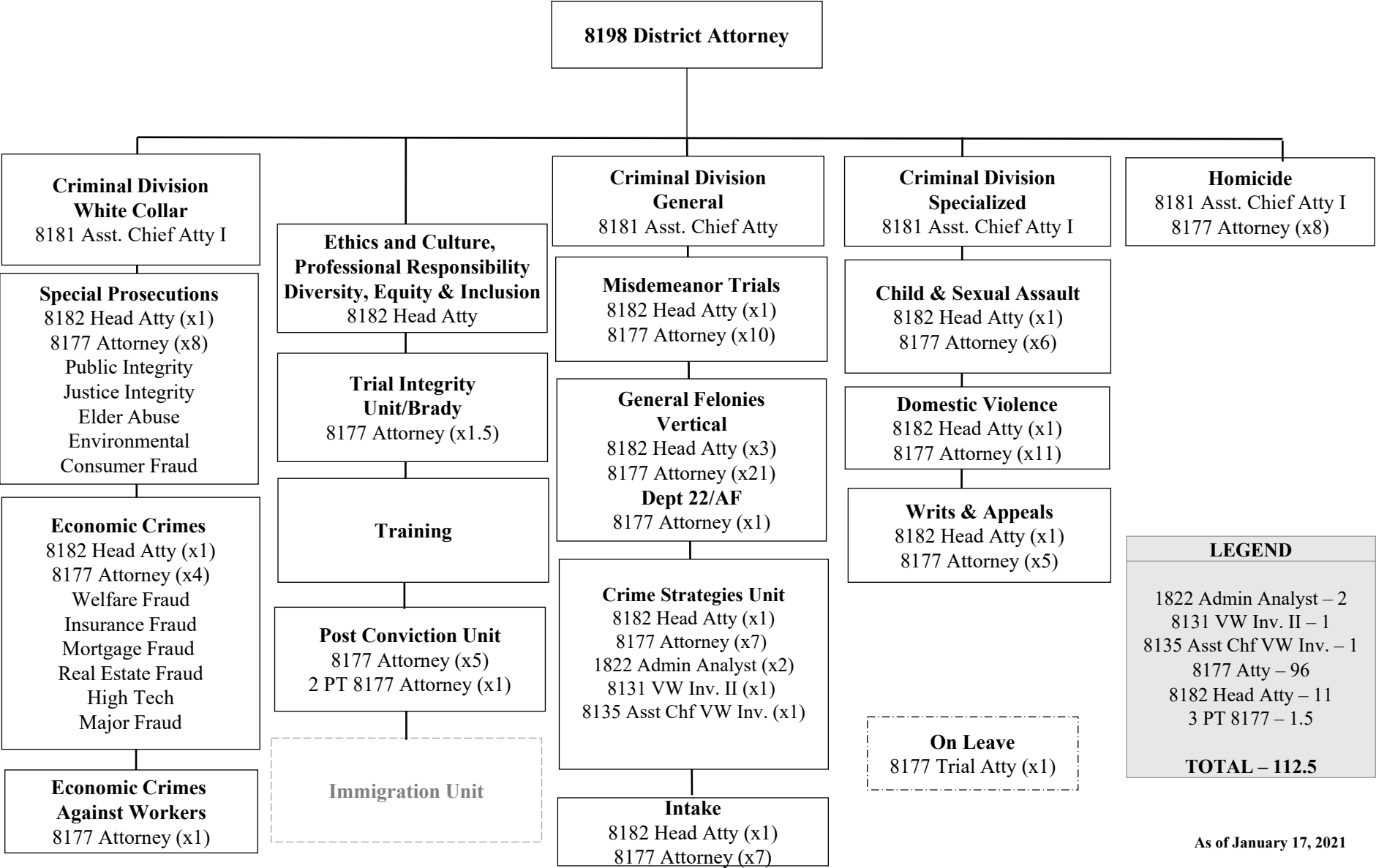
San Francisco District Attorney

Programs and Initiatives

Organizational Structure



San Francisco District Attorney
Operations Department Organizational Structure



San Francisco District Attorney

Support Services Organizational Chart

