

Office of the
Chief Medical Examiner
City and County of San Francisco



Fiscal Year 2017-2018
Annual Report



OFFICE OF THE CHIEF MEDICAL EXAMINER

Michael D. Hunter, M.D.
Chief Medical Examiner

Christopher J. Wirowek
Director of Operations

May 2019

To whom it may concern:

This is the Annual Report of the Office of the Chief Medical Examiner (OCME) for Fiscal Year 2017-2018. This is the fifteenth edition of the Office's Annual Report, and incorporates cases investigated during the Fiscal Year 2017 - 2018 (includes decedent data who have died on June 30, 2017 and up to July 1, 2018).

The OCME provides forensic science services to the public and agencies of the City and County of San Francisco. These services include, but are not limited to the investigation of sudden, unexpected, and violent deaths, monitoring the health and healthcare provided within the community, and human performance drug screening.

In Fiscal Year 2017 – 2018, approximately 2755 deaths or 44% of all deaths occurring in the City and County of San Francisco were reported to the OCME. Of those deaths, 1120 or approximately 18% of all deaths with the City and County were investigated by the OCME.

The Forensic Laboratory Division of the OCME serves as the testing center for postmortem specimens from cases investigated by the OCME, as well as human performance testing in living individuals (public intoxication, driving under the influence, and drug-facilitated-sexual assaults). The Forensic Laboratory Division analyzed approximately 1474 total cases in Fiscal Year 2017 – 2018.

The Department celebrated our one year anniversary of our relocation to the City's new seismically secure facility in the India Basin neighborhood. This replacement facility has improved our day to day efficiency and increased the City's ability to serve members of the grieving public.

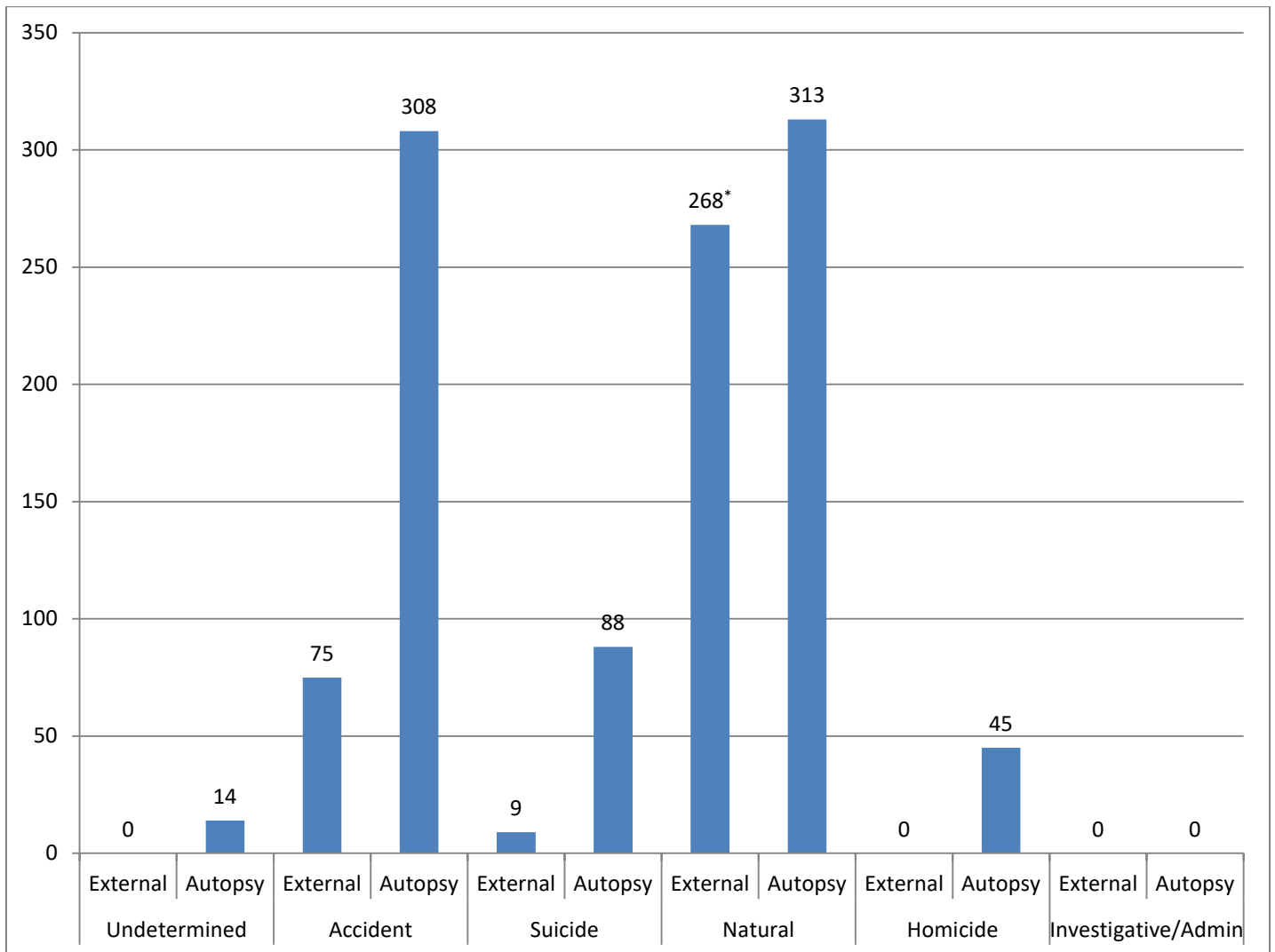
Although our work is emotionally and physically challenging, we strive to offer compassionate assistance to families through times of great sorrow and stress, while completing investigations as neutral forensic scientists, producing results that are both accurate and complete.

If you are seeking additional information or further details not outlined within the following annual report, please feel free to email the Director of Operations directly at wirowek@sfgov.org or telephone at the Department's main number listed below for assistance.

Sincere regards,

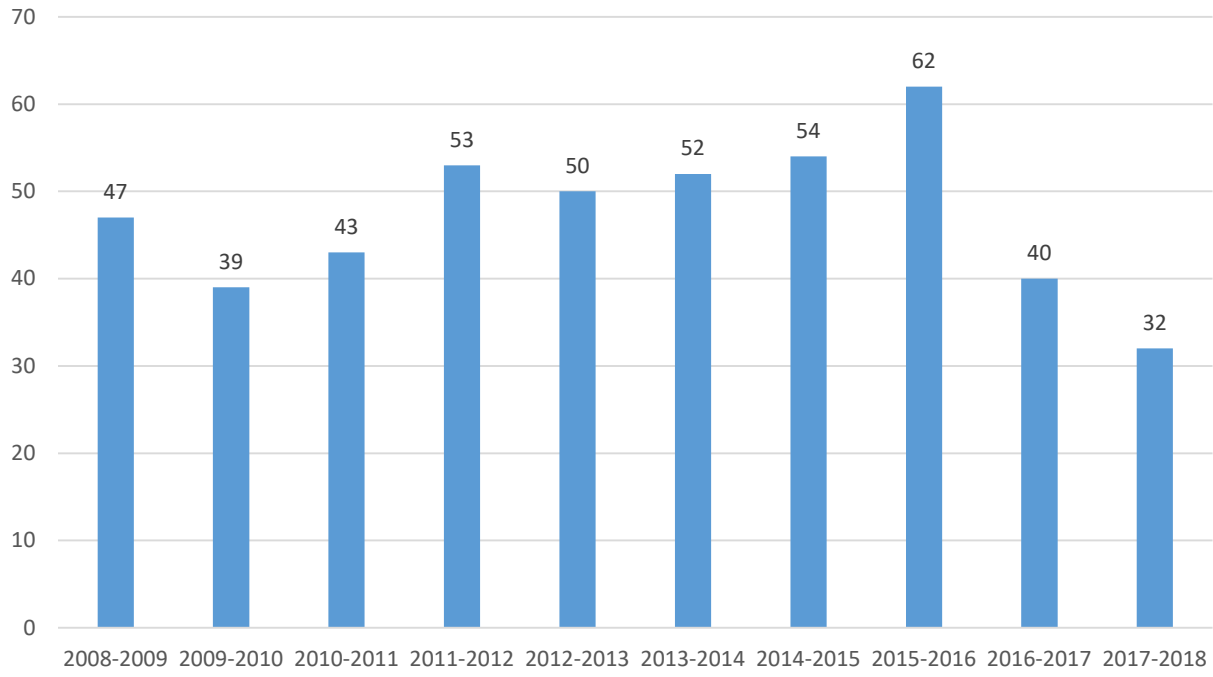
The dedicated staff members of the
San Francisco Office of the Chief Medical Examiner

FY 2017-2018 Exam Type By Manner of Death

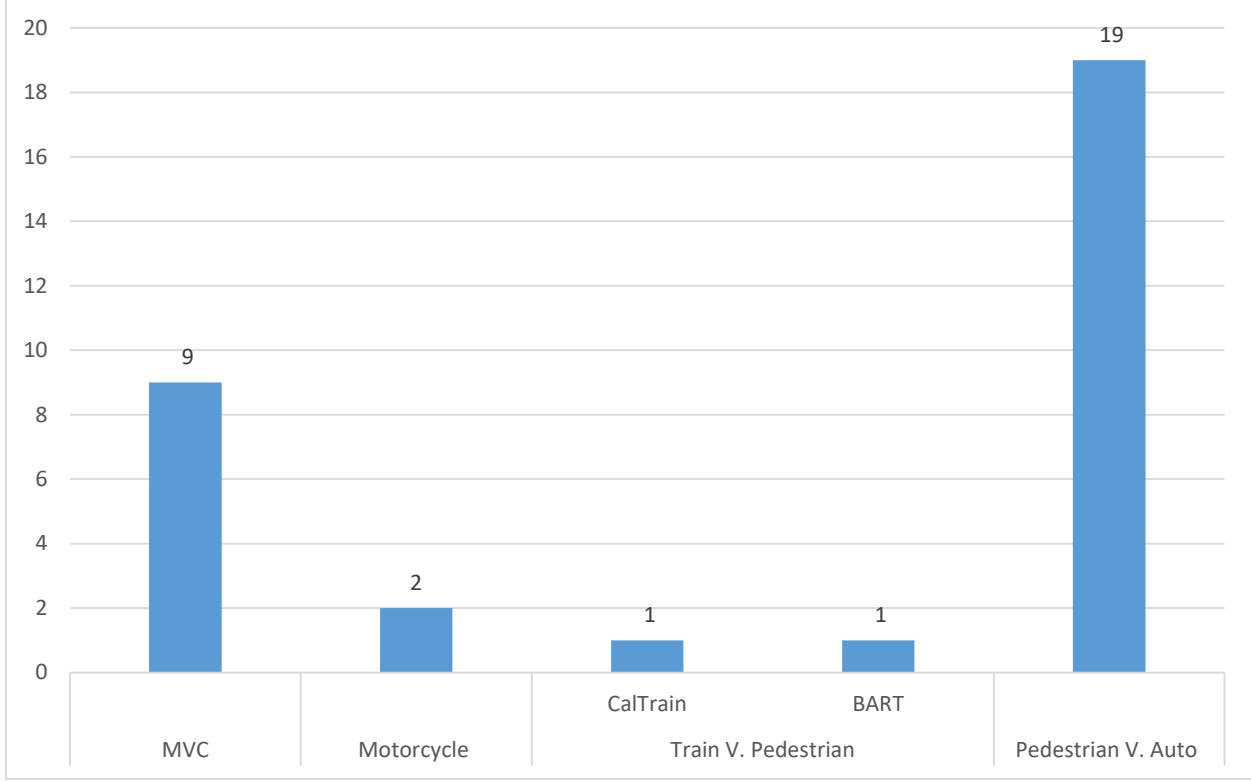


*During FY 2017-18, a total of 86 decedents were referred to the OCME by the City's Public Administrator for disposition purposes only. The attending medical providers certified the Manner of Death as 'Natural', and filed the appropriate Cause of Death with the California Department of Public Health outlined the decedent's death certificate. The total number of indigent decedents accepted during the FY, was added to the value of casework in which received external examinations and investigation by the Medical Examiner determined Manner of Death as 'Natural'.

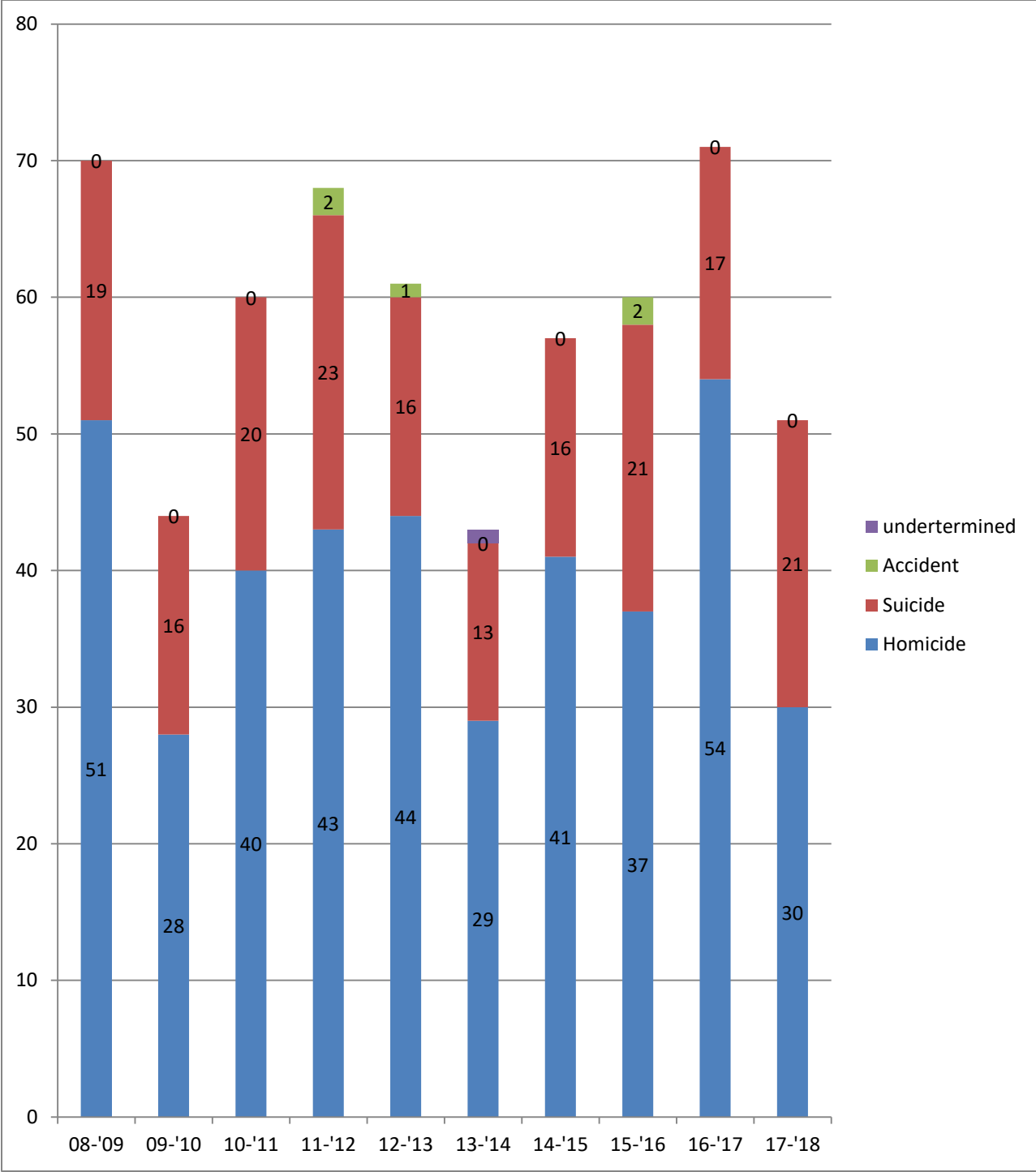
Vehicular Deaths 10-Year Perspective (FY)



FY 2017 - 2018 Vehicular Deaths by Method

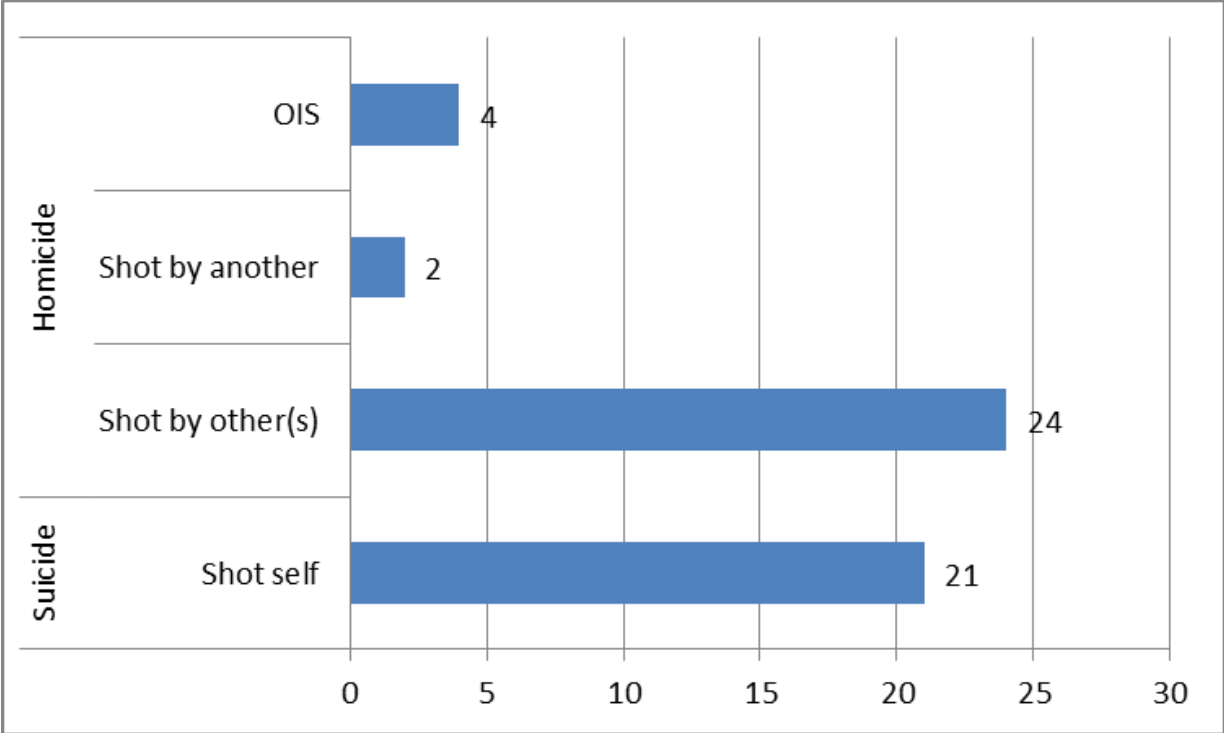


FY 17-18 Firearms Death 10 year perspective

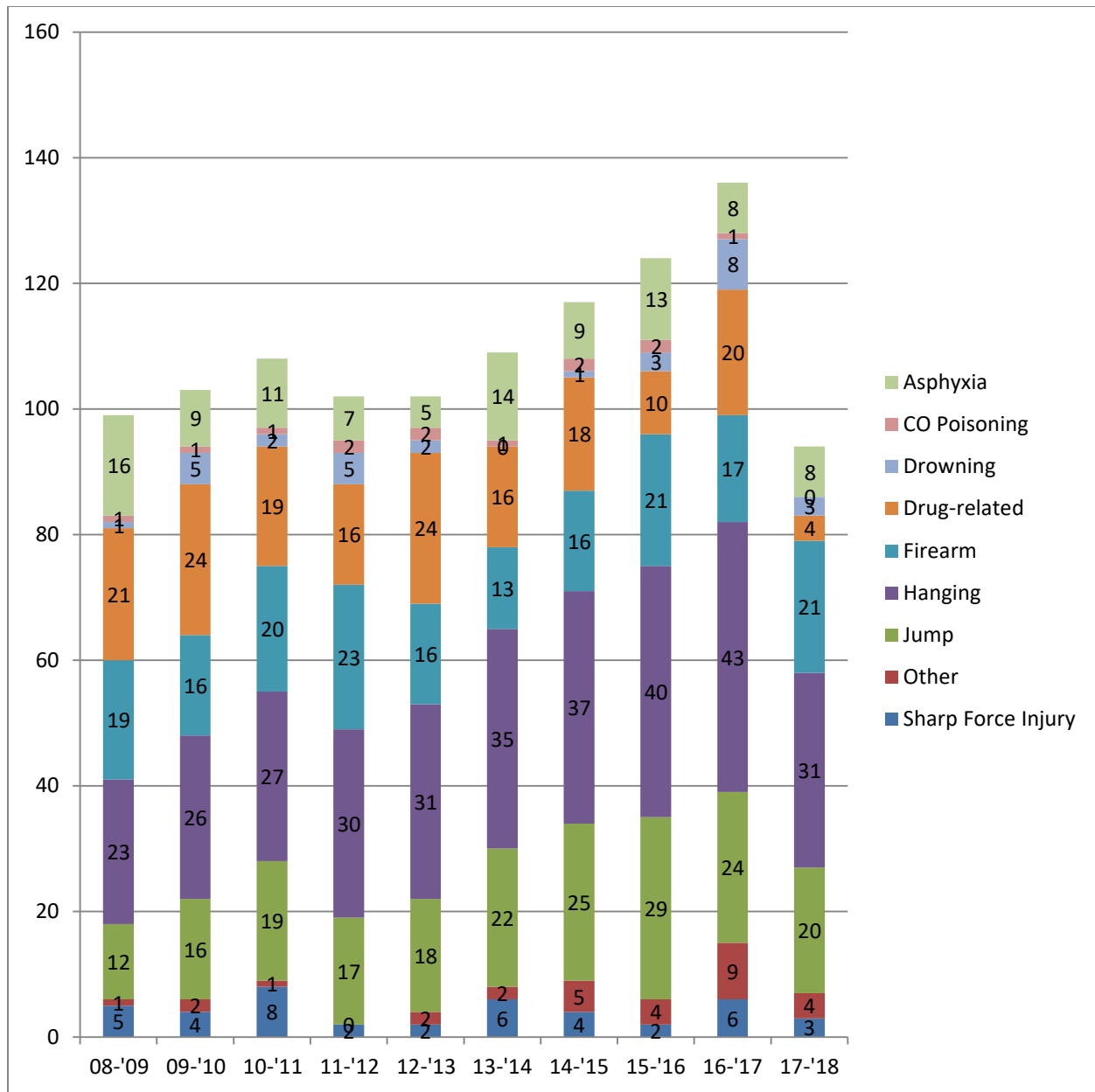


	08-'09	09-'10	10-'11	11-'12	12-'13	13-'14	14-'15	15-'16	16-'17	17-'18
Homicide	51	28	40	43	44	29	41	37	54	30
Suicide	19	16	20	23	16	13	16	21	17	21
Accident	0	0	0	2	1	0	0	2	0	0
undertermined	0	0	0	0	0	1	0	0	0	0

FY 17-18 Firearm Death by manner and method

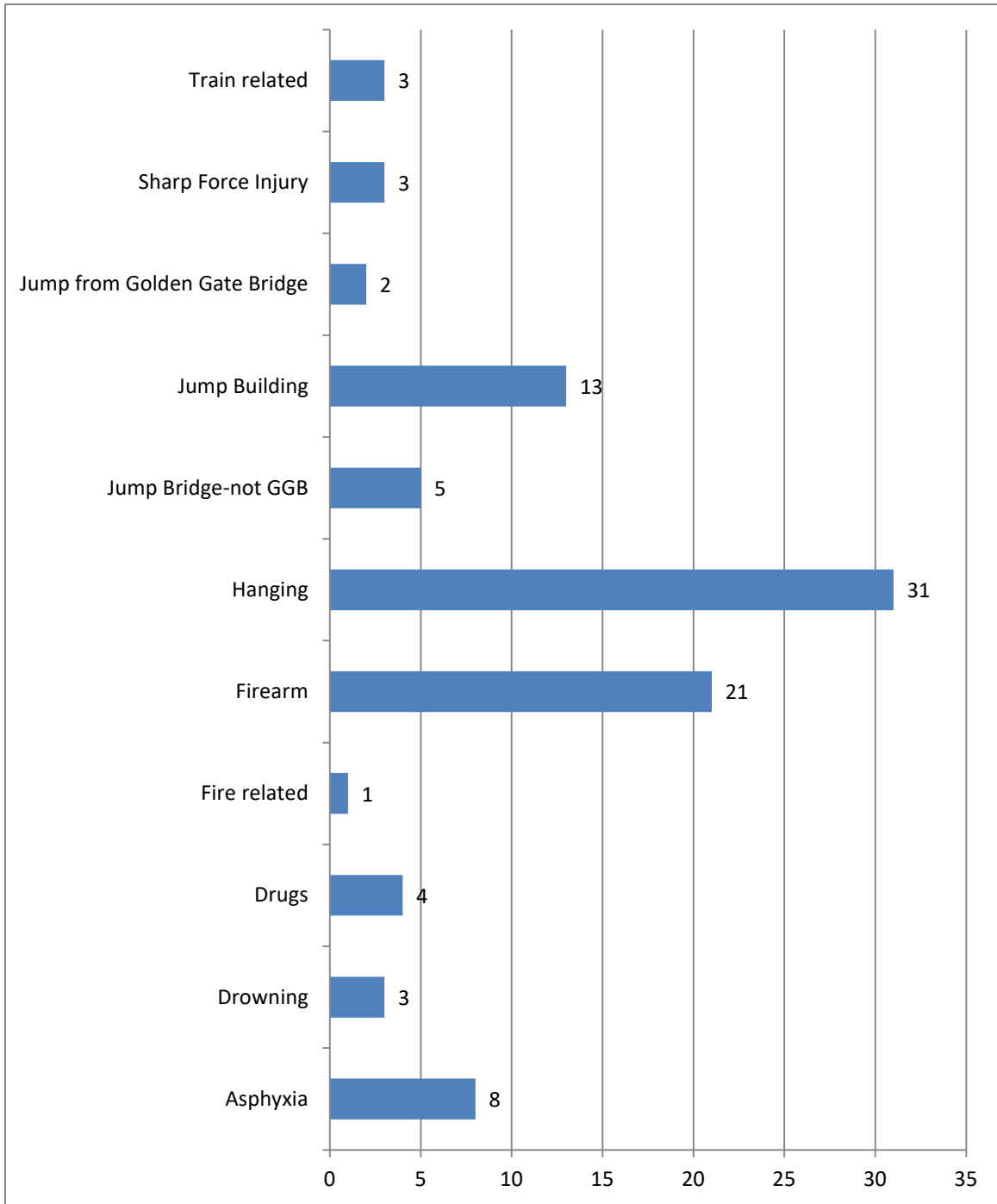


FY 17-18 Suicide death 10 year perspective



	08-'09	09-'10	10-'11	11-'12	12-'13	13-'14	14-'15	15-'16	16-'17	17-'18
Sharp Force Injury	5	4	8	2	2	6	4	2	6	3
Other	1	2	1	0	2	2	5	4	9	4
Jump	12	16	19	17	18	22	25	29	24	20
Hanging	23	26	27	30	31	35	37	40	43	31
Firearm	19	16	20	23	16	13	16	21	17	21
Drug-related	21	24	19	16	24	16	18	10	20	4
Drowning	1	5	2	5	2	0	1	3	8	3
CO Poisoning	1	1	1	2	2	1	2	2	1	0
Asphyxia	16	9	11	7	5	14	9	13	8	8

FY 17-18 Suicide by Method



FY 17-18 Childhood death by age an manner

